NEW GOLD RAINY RIVER MINE
APPENDIX O
SURFACE WATER REPORT

2021 Annual Surface Water Report

Per Environmental Compliance Approval
#3855-C4E3FF Condition 12(9), and
Previous ECAs #7004-BC7KQ5 Condition 12(9 &
#5178-9TUDP9 Conditions 8(6) and 11(5)b

March 2022

Table of Contents

		Page
1.	Introduction	1
2.	Surface Water Quality Monitoring Program Overview	1
	2.1. Pinewood River	2
	2.2. Area Creeks	3
	2.3. Rainy River	3
3.	Surface Water Quality Data and Trends	4
	3.1. Pinewood River	4
	3.2. Area Creeks	6
	3.3. Rainy River	9
4.	Effluent Discharge Quality and Trends	11
	4.1. Sediment Pond 1	11
	4.2. Sediment Pond 2	12
	4.3. EDL1	12
	4.4. EDL2	12
5.	Effluent Flow Rates and Mixing Ratios	12
	5.1. Sediment Pond 1	12
	5.2. Sediment Pond 2	13
	5.3. EDL1	13
	5.4. EDL2	13
6.	Incidents of Non-Compliance	13
7.	Closing	15

Tables

Table 1:	Updated Receiving Surface Water Sampling Locations	13
Table 2:	Average 2021 Pinewood River Water Quality for Selected Parameters	14
Table 3:	Average 2020 Pinewood River Water Quality for Selected Parameters	15
Table 4:	Average 2019 Pinewood River Water Quality for Selected Parameters	16
Table 5:	Average 2018 Pinewood River Water Quality for Selected Parameters	17
Table 6:	Average 2017 Pinewood River Water Quality for Selected Parameters	18
Table 7:	Average 2016 Pinewood River Water Quality for Selected Parameters	19
Table 8:	2021 ECA Trigger Value Compliance for SW22A	20
Table 9:	2021 ECA Trigger Value Compliance for SW24	20
Table 10:	2020 ECA Trigger Value Compliance for SW22A	21
Table 11:	2020 ECA Trigger Value Compliance for SW24	21
Table 12:	2019 ECA Trigger Value Compliance for SW22A	22
Table 13:	2019 ECA Trigger Value Compliance for SW24	22
Table 14:	2018 ECA Trigger Value Compliance for SW22A	23
Table 15:	2018 ECA Trigger Value Compliance for SW24	23
Table 16:	2017 ECA Trigger Value Compliance for SW22A	24

Table 17: 2016 ECA Trigger Value Compliance for SW22A 24
Table 18: Average 2021 Area Creek & Rainy River Water Quality for Selected Parameters 25
Table 19: Average 2020 Area Creek & Rainy River Water Quality for Selected Parameters 26
Table 20: Average 2019 Area Creek & Rainy River Water Quality for Selected Parameters 27
Table 21: Average 2018 Area Creek & Rainy River Water Quality for Selected Parameters 28
Table 22: Average 2017 Area Creek & Rainy River Water Quality for Selected Parameters 29
Table 23: Average 2016 Area Creek & Rainy River Water Quality for Selected Parameters 30

Figures

Figure 1: RRM Site Plan with Surface Water Sampling Locations 31
Figure 2a: RRM Field pH Levels in Pinewood River 2015-2021 32
Figure 2b: RRM Field pH Levels in Pinewood River 2021 33
Figure 3a: RRM Total Suspended Solids in Pinewood River 2015-2021 34
Figure 3b: RRM Total Suspended Solids in Pinewood River 2021 35
Figure 4a: RRM Total Arsenic in Pinewood River 2015-2021 36
Figure 4b: RRM Total Arsenic in Pinewood River 2021 37
Figure 5a: RRM Total Copper in Pinewood River 2015-2021 38
Figure 5b: RRM Total Copper in Pinewood River 2021 39
Figure 6a: RRM Total Lead in Pinewood River 2015-2021 40
Figure 6b: RRM Total Lead in Pinewood River 2021 41
Figure 7a: RRM Total Nickel in Pinewood River 2015-2021 42
Figure 7b: RRM Total Nickel in Pinewood River 2021 43
Figure 8a: RRM Total Phosphorus in Pinewood River 2017-2021 44
Figure 8b: RRM Total Phosphorus in Pinewood River 2021 45
Figure 9a: RRM Total Zinc in Pinewood River 2015-2021 46
Figure 9b: RRM Total Zinc in Pinewood River 2021 47
Figure 10a: RRM Total Mercury in Pinewood River 2015-2021 48
Figure 10b: RRM Total Mercury in Pinewood River 2021 49
Figure 11a: RRM Unionized Ammonia in Pinewood River 2015-2021 50
Figure 11b: RRM Unionized Ammonia in Pinewood River 2021 51
Figure 12a: RRM Free Cyanide in Pinewood River 2018-2021 52
Figure 12b: RRM Free Cyanide in Pinewood River 2021 53
Figure 13a: RRM Field pH Levels in Area Creeks 2015-2021 54
Figure 13b: RRM Field pH Levels in Area Creeks 2021 55
Figure 14a: RRM Total Suspended Solids in Area Creeks 2015-2021 56
Figure 14b: RRM Total Suspended Solids in Area Creeks 2021 57
Figure 15a: RRM Total Arsenic in Area Creeks 2015-2021 58
Figure 15b: RRM Total Arsenic in Area Creeks 2021 59
Figure 16a: RRM Total Copper in Area Creeks 2015-2021 60
Figure 16b: RRM Total Copper in Area Creeks 2021 61
Figure 17a: RRM Total Lead in Area Creeks 2015-2021 62
Figure 17b: RRM Total Lead in Area Creeks 2021 63
Figure 18a: RRM Total Nickel in Area Creeks 2015-2021 64

Figure 18b:	RRM Total Nickel in Area Creeks 2021	65
Figure 19a:	RRM Total Phosphorus in Area Creeks 2017-2021	66
Figure 19b:	RRM Total Phosphorus in Area Creeks 2021	67
Figure 20a:	RRM Total Zinc in Area Creeks 2015-2021	68
Figure 20b:	RRM Total Zinc in Area Creeks 2021	69
Figure 21a:	RRM Total Mercury in Area Creeks 2015-2021	70
Figure 21b:	RRM Total Mercury in Area Creeks 2021	71
Figure 22a:	RRM Unionized Ammonia in Area Creeks 2015-2021	72
Figure 22b:	RRM Unionized Ammonia in Area Creeks 2021	73
Figure 23a:	RRM Free Cyanide in Area Creeks 2018-2021	74
Figure 23b:	RRM Free Cyanide in Area Creeks 2021	75
Figure 24a:	RRM Field pH Levels in Rainy River 2015-2021	76
Figure 24b:	RRM Field pH Levels in Rainy River 2021	77
Figure 25a:	RRM Total Suspended Solids in Rainy River 2015-2021	78
Figure 25b:	RRM Total Suspended Solids in Rainy River 2021	79
Figure 26a:	RRM Total Arsenic in Rainy River 2015-2021	80
Figure 26b:	RRM Total Arsenic in Rainy River 2021	81
Figure 27a:	RRM Total Copper in Rainy River 2015-2021	82
Figure 27b:	RRM Total Copper in Rainy River 2021	83
Figure 28a:	RRM Total Lead in Rainy River 2015-2021	84
Figure 28b:	RRM Total Lead in Rainy River 2021	85
Figure 29a:	RRM Total Nickel in Rainy River 2015-2021	86
Figure 29b:	RRM Total Nickel in Rainy River 2021	87
Figure 30a:	RRM Total Phosphorus in Rainy River 2017-2021	88
Figure 30b:	RRM Total Phosphorus in Rainy River 2021	89
Figure 31a:	RRM Total Zinc in Rainy River 2015-2021	90
Figure 31b:	RRM Total Zinc in Rainy River 2015-2021	91
Figure 32a:	RRM Total Mercury in Rainy River 2015-2021	92
Figure 32b:	RRM Total Mercury in Rainy River 2021	93
Figure 33a:	RRM Unionized Ammonia in Rainy River 2015-2021	94
Figure 33b:	RRM Unionized Ammonia in Rainy River 2021	95
Figure 34a:	RRM Free Cyanide in Rainy River 2018-2021	96
Figure 34b:	RRM Free Cyanide in Rainy River 2021	97

Appendices

Appendix A:	Certification by Owner
Appendix B:	Baseline Receiver Water Quality Tables and Graphs
Appendix C:	Monthly ECA Works Performance Reports 2021
Appendix D:	Certificates of Analysis

1. Introduction

New Gold Inc. (New Gold) operates the Rainy River Mine located within Chapple Township, approximately 65 kilometers northwest of Fort Frances in northwestern Ontario. In October 2017, the Rainy River Project transitioned from its construction phase to an operational phase known as Rainy River Mine (RRM). To date, RRM is an operational open pit and underground mine producing approximately 250,000 ounces of gold/silver annually.

This report has been prepared to satisfy Condition 12(9) of amended Environmental Compliance Approval (ECA) #3855-C4E3FF issued on June 28, 2021 by the Ministry of Environment, Conservation and Parks (MECP), replacing ECA #7004-BC7KQ5, ECA #5781-9VJQ2J and ECA #5178-9TUPD9 issued on February 11, 2020, May 8, 2015 and September 1, 2015, respectively. Condition 12(9) of the amended ECA requires the submission of an annual Surface Water Monitoring report, certified by the Mine Manager or designate, by March 31 of each year. For ease of reporting, the sections of the report will be laid out in the order that the required information is listed in Condition 12(9) of the ECA:

(a) *a map of the entire site illustrating significant features (e.g., lakes, streams, ponds, seeps, ditches, waste rock piles, collection, and treatment facilities, etc.), surface water sampling locations, and hydrometric stations. Specific UTM coordinates must also be provided for surface water sampling locations and hydrometric stations,*
(b) *a summary and interpretation of all surface water monitoring data (e.g. Tables in usable format such as Microsoft Excel and shall contain current and historical data; graphs to visualize spatial and temporal trends; indicators within tables/graphs to denote when measured values exceeded applicable provincial/federal objectives/guidelines and triggers; a summary of non-compliance incidences over the reporting period, for example effluent limits or dilution ratios were exceeded, and if receiver water quality was influenced/impacted; etc.),*
(c) *other relevant information (e.g. Field sampling protocol and QA/QC measures),*
(d) *a summary of any potential effects that would necessitate investigation and abatement actions,*
(e) *any other information the District Manager may require from time to time.*

All data presented in this report will also be provided in spreadsheet format. A site plan with surface water sampling locations is provided as Figure 1. Appendix A includes a Certification by Owner (or representative) statement.

2. Surface Water Monitoring Program Overview

The New Gold RRM Surface Water Monitoring Program commenced in 2015 and includes 16 surface water monitoring locations with monthly sampling frequency per Tables 9 and 10 of the ECA, located both upstream and downstream of the mine, to assist with assessment of aquatic effects associated with the operation of RRM. The program has been aligned with the Effluent and Water Quality Monitoring sampling required by Schedule 5 of the *Metal and Diamond Mining Effluent Regulation* (MDMER). As such, at times during active discharge additional samples may be collected at selected surface water monitoring locations to ensure compliance with the MDMER. The program data also supports the reporting requirements of Condition 12(6) of the ECA for Environmental Effects Monitoring

Reports for Effluent Discharges every 3 years and the Environmental Effects Monitoring (EEM) Biological Monitoring studies required by Schedule 5 of the MDMER.

Quality assurance and quality control measures undertaken for the RRM Surface Water Monitoring Program include the collection of one field duplicate and preparation of one field blank each month. One travel blank is shipped with the samples to the external laboratory each month. Field water quality meters used for field data collection for the Surface Water Monitoring Program are calibrated externally on an annual basis, and are calibration checked by RRM Environmental Technicians at minimum once monthly.

A site plan with surface water sampling and hydrometric monitoring locations is presented in Figure 1. On three occasions, a request has been made to move the location of a surface water sample location listed in Table 7 of the ECA due to lack of safe access, and approval was received from the MECP. Table 1 of receiver surface water sampling locations with UTM coordinates reflects these approvals.

For this report, the surface water monitoring sample locations are grouped by location upstream to downstream, where applicable: Pinewood River, area creeks and Rainy River. Pre-2015 baseline receiver water quality tables and graphs are not discussed in this report however are provided in Appendix B for reference.

2.1. Pinewood River

Pinewood River surface water sample location data is reported in the following order:

- SW20 – Pinewood River at Heatwole Rd
- SW10 – Pinewood River at former Highway 600
- SW21A – Pinewood River upstream of the confluence with Loslo Creek
- SW22A – Pinewood River downstream of the confluence with Loslo Creek
- SW03 – Pinewood River at realigned Highway 600
- SW23 – Pinewood River upstream of EDL1
- SW24 – Pinewood River downstream of EDL1
- SW15 – Pinewood River upstream of the confluence with the Rainy River

Samples were not collected at the following Pinewood River surface water locations in 2021 for the indicated reasons:

- SW20 – Dry in August
- SW10 – Low/ no flow in August
- SW21A – Dry in September
- SW22A – Low/no flow in August and September
- SW03 – Low/no flow in September
- SW23 – Dry in August and September
- SW24 – Dry in August and September
- SW15 – Dry in March

2.2. Area Creeks

Area creek surface water sample location data is reported in the following order:

- SW28A – "Clark Creek" downstream of the Clark Creek/Teeple Diversion
- SW02 – West Creek upstream of the West Creek Diversion
- SW25 – West Creek Diversion (WCD) upstream of Sediment Pond 1 final discharge point
- SW26 – WCD at old Highway 600 crossing near end of the diversion
- SW27 – remnant Loslo Creek downstream of the WCD, and
- SW29 – Tait Creek upstream of the EDL1 pipeline crossing.

Samples were not collected at the following area creek surface water locations in 2021 for the indicated reasons:

- SW28A – Dry in July, August, September and October
- SW02 – Dry in July and August
- SW25 – Dry in July, August and September
- SW26 – Dry in August
- SW27 – Unsafe ice conditions in February, dry in July and August
- SW29 – Unsafe ice conditions in January, dry or low flow in June, July, August, September and October.

2.3. Rainy River

Rainy River surface water sample location data is reported in the following order:

- SW16 – Rainy River upstream (Emo) of the confluence with the Pinewood River
- SW17 – Rainy River downstream of the confluence with the Pinewood River

Where data is presented in tabular format, Rainy River data has been included with area creeks to reduce the total number of tables presented.

3. Surface Water Quality Data and Trends

Pursuant to Condition 12(9)(b) of the ECA, the historical and 2021 receiving surface water quality data is presented for key parameters with comparison to ECA Surface Water Trigger Values (ECA Table 11), the Ontario Provincial Water Quality Objectives (PWQO), and Canadian Environmental Quality Guidelines (CEQG) in both tables and graphs to visualize spatial and temporal trends. Overall, the data show that water quality is good, and results are generally below the PWQO, CEQG and ECA trigger values. To date, parameter results have been generally below the standards for protection of aquatic life, with exception of aluminum and iron which commonly exceeded permitted limits.

3.1. Pinewood River

The 2021 annual average surface water quality data for the Pinewood River sample locations is in Table 2. For comparison purposes, Tables 3 through 7 present the annual average surface water quality data for the years 2016 through 2020 the data for 2015 has not been presented as an annual average as the surface water monitoring program began mid-year. These tables provide a high-level overview of the average Pinewood River water quality by year at each sample location, from upstream of site to downstream of the Pinewood confluence with the Rainy River. The annual average surface water quality exceeded both the PWQO limit for total aluminum and the PWQO/CEQG limit for total iron consistently at each surface water monitoring sample location for the Pinewood River.

Pursuant to Condition 10(6) of the ECA, Tables 8 and 9 present the 2021 monthly surface water quality data for comparison with the ECA Table 11 Surface Water Trigger Values at surface water monitoring sample locations SW22A and SW24. Tables 10 through 17 present the 2016 to 2020 monthly surface water data for comparison with the ECA Surface Water Trigger Values. As a part of the Monthly Sewage Works Performance report required under Condition 12(5), surface water quality results for key parameters, including ECA Surface Water Trigger Values, are reported in tabular format. These tables are available in Appendix C which contains copies of the 2021 Monthly Performance Reports and provided in spreadsheet format.

Field pH

Figure 2a presents the field pH levels at all Pinewood River surface water monitoring sample locations for mid-2015 through 2021. In general, the field pH values recorded for the Pinewood River fall within the PWQO lower and upper pH limits (6.5 and 8.5). Figure 2b presents the field pH levels for 2021, which were all within the PWQO upper and lower pH limits except for the July 13, 2021 field pH recorded at SW15 (8.52), SW23(8.74) and SW24 (8.55) and the December 10, 2021 field pH recorded at SW21/21A (5.41), SW22/22A (5.06) and SW10 (4.97). The field pH data collected at these locations did not pass RRM quality control as the laboratory reported pH was 8.01 for locations SW15 and SW23 and 8.14 for SW24. For the locations SW 21/21A, SW22/22A and SW10 the lab reported pH was 7.16, 7.3 and 7.25 respectively.

Total Suspended Solids

Figure 3a presents the total suspended solids (TSS) results for all Pinewood River surface water sample locations for mid-2015 through 2021. In general, the TSS results are below 30 mg/L with some elevated results recorded during spring freshet and the summer low flow season. Figure 3b presents the TSS results for 2021, which were all at or below 30 mg/L except for the October 12, 2021 recorded at SW15 (33).

Total Arsenic

Figure 4a presents the total arsenic results for all Pinewood River surface water monitoring sample locations for mid-2015 to 2021. In general, the total arsenic results are below the PWQO limit (0.005 mg/L) with elevated results recorded during the summer low flow season. Figure 4b presents the total

arsenic results for 2021, which were all below the PWQO limit except for the July 13, 2021 recorded at SW23 (0.0067 mg/L) and SW24 (0.0071 mg/L)

Total Copper

Figure 5a presents the total copper results for all Pinewood River surface water monitoring sample locations for mid-2015 to 2021. In general, the total copper results are below the PWQO limit (0.005 mg/L) with elevated results recorded during the summer low flow season. Figure 5b presents the total copper results for 2021. An elevated result above the PWQO total copper limit (0.005 mg/L) was recorded at SW03 (0.0074 mg/L) during the summer low flow season.

Total Lead

Figure 6a presents the total lead results for all Pinewood River surface water monitoring sample locations for mid-2015 to 2021. In general, the total lead results are below the PWQO limit (0.001-0.005 mg/L, dependent on hardness) with elevated results recorded during both the summer and winter low flow seasons. Figure 6b presents the total lead results for 2021. An elevated result above the lower end of the PWQO limit (0.001 mg/L, where hardness <30 mg/L CaCO3) was recorded at SW15 in November however the hardness was above 80 mg/L CaCO3.

Total Nickel

Figure 7a presents the total nickel results for all Pinewood River surface water monitoring sample locations for mid-2015 to 2021. To date, all total nickel results are below the PWQO limit (0.025 mg/L). There are higher results recorded during the winter and summer low flow seasons. Figure 7b presents the total nickel results for 2021.

Total Phosphorus

Figure 8a presents the total phosphorus results for all Pinewood River surface water monitoring sample locations for 2017 to 2021. In general, the total phosphorus results are consistent trough time (below 0.2 mg/L) with some peaks during winter time. Figure 8b shows the total phosphorus results for 2021.

Total Zinc

Figure 9a presents the total zinc results for all Pinewood River surface water monitoring sample locations for mid-2015 to 2021. In general, the total zinc results are below the PWQO limit (0.02 mg/L) with elevated results recorded during the winter and summer low flow seasons. Figure 9b presents the total zinc results for 2021. All the results were below the PWQO limit (0.02 mg/L).

Total Mercury

Figure 10a presents the total mercury results for all Pinewood River surface water monitoring sample locations for mid-2015 to 2021. To date, all total mercury results are below the PWQO limit (0.0002

mg/L) and are often below the method detection limit. Figure 10b presents the total mercury results for 2021. All total mercury results are below the PWQO limit (0.0002 mg/L).

Un-ionized Ammonia

Figure 11a presents the calculated unionized ammonia results for all Pinewood River surface water monitoring sample locations for late 2015 to 2021. To date, all calculated unionized ammonia results are below the PWQO limit (0.02 mg/L). Figure 11b presents the calculated unionized ammonia results for 2021.

Free Cyanide

Figure 12a presents the free cyanide results for all Pinewood River surface water monitoring sample locations for early 2018 to 2021. To date, all free cyanide results are below the PWQO limit (0.005 mg/L). Figure 12b presents the free cyanide results for 2021.

3.2. Area Creeks

The 2021 annual average surface water quality data for area creek, and Rainy River, sample locations is presented in Table 18. For comparison purposes, the annual average surface water quality data for the years 2016 through 2020 are presented in Tables 19 through 23, the data for 2015 has not been presented as an annual average as the surface water monitoring program began mid-year. These tables provide a high-level overview of the average area creek water quality by year at each sample location, from creeks and diversions upstream of site to downstream of site where a discharge pipeline passes under Tait Creek. The annual average surface water quality exceeded both the PWQO limit for total aluminum, and the PWQO/CEQG limit for total iron with one exception at SW02, at each surface water monitoring sample location for area creeks.

As a part of the Monthly Sewage Works Performance report required under Condition 12(5), surface water quality results for key parameters are reported in tabular format. These tables are included with report in Appendix C which contains copies of the 2021 Monthly Performance Reports and provided in spreadsheet format.

Field pH

Figure 13a presents the field pH levels at all area creek surface water monitoring sample locations for mid-2015 through 2021. In general, the field pH values recorded for area creeks fall within the PWQO lower and upper pH limits (6.5 and 8.5). Figure 13b presents the field pH levels for 2021, which were most within the PWQO upper and lower pH limits except for the January 13 (6.33) and May 11 (8.55) recorded at SW25, January 13 (6.41) field pH recorded at SW26, and February (6.38) and April 21 (6.38) recorded at SW29. The field pH data collected at SW25 for January and May did not pass RRM quality control, the laboratory reported pH is at 7.72 and 8.34, respectively. Same situation happened with the data collected at SW26 in January where the laboratory reports a pH of 7.95 units. In the case of the data collected at SW29, the laboratory reported a pH of 6.76 for February and 7.34 for April.

Total Suspended Solids

Figure 14a presents the total suspended solids (TSS) results for all area creek surface water sample locations for mid-2015 through 2021. In general, the TSS results are below 30 mg/L with some elevated results recorded during spring freshet and the summer low flow season. Figure 14b presents the TSS results for 2021, which were all at or below 30 mg/L except for the February sample collected at SW25 (31.5 mg/L) and the June sample collected at SW28/28A (45.5 mg/L).

Total Arsenic

Figure 15a presents the total arsenic results for all area creek surface water monitoring sample locations for mid-2015 to 2021. In general, the total arsenic results are below the PWQO limit (0.005 mg/L) with elevated results recorded during the summer low flow season. Figure 15b presents the total arsenic results for 2021, which were all below the PWQO limit.

Total Copper

Figure 16a presents the total copper results for area creek surface water monitoring sample locations for mid-2015 to 2021. In general, the total copper results are below the PWQO limit (0.005 mg/L) with elevated results recorded during the summer low flow season. Figure 16b presents the total copper results for 2021. An elevated result above the PWQO total copper limit (0.005 mg/L) was recorded at SW25 on February 16 (0.0067 mg/L).

Total Lead

Figure 17a presents the total lead results for all area creek surface water monitoring sample locations for mid-2015 to 2021. In general, the total lead results are below the PWQO limit (0.001-0.005 mg/L, dependent on hardness) with elevated results recorded during both the summer and winter low flow seasons. Figure 17b presents the total lead results for 2021. All 2020 results were below the PWQO lower limit (0.001 mg/L) except for a sample collected at SW15 on February 16 (0.0022 mg/L) however the hardness was above 30 mg/L $CaCO_3$.

Total Nickel

Figure 18a presents the total nickel results for all area creek surface water monitoring sample locations for mid-2015 to 2021. To date, all total nickel results are below the PWQO limit (0.025 mg/L). There are higher results recorded during the winter and summer low flow seasons. Figure 18b presents the total nickel results for 2021.

Total Phosphorus

Figure 19a presents the total phosphorus results for all area creek surface water monitoring sample locations for 2017 to 2021. In general, the total phosphorus results are below 0.1 mg/L with some

elevated results recorded during the winter and summer low flow periods. Figure 19b presents the total phosphorus results for 2021, with three elevated results that correspond with the winter low flow period.

Total Zinc

Figure 20a presents the total zinc results for all area creek surface water monitoring sample locations for mid-2015 to 2021. In general, the total zinc results are below the PWQO limit (0.02 mg/L) with elevated results recorded during the winter and summer low flow seasons. Figure 20b presents the total zinc results for 2021. Results above the PWQO limit were recorded in the West Creek Diversion at SW25 and SW26 during the winter low flow period in January through March.

Total Mercury

Figure 21a presents the total mercury results for all area creek surface water monitoring sample locations for mid-2015 to 2021. To date, all total mercury results are below the PWQO limit (0.0002 mg/L) and are often below the method detection limit. Figure 21b presents the total mercury results for 2021.

Unionized Ammonia

Figure 22a presents the calculated unionized ammonia results for all area creek surface water monitoring sample locations for late 2015 to 2020. To date, all calculated unionized ammonia results are below the PWQO limit (0.02 mg/L) except for an anomalous result (0.04 mg/L) recorded at SW29 in February 2018. Figure 22b presents the calculated unionized ammonia results for 2021.

Free Cyanide

Figure 23a presents the free cyanide results for all area creek surface water monitoring sample locations for early 2018 to 2021. To date, all free cyanide results are below the PWQO limit (0.005 mg/L). Figure 23b presents the free cyanide results for 2021.

3.3. Rainy River

The 2021 annual average surface water quality data for the Rainy River sample locations is presented in Table 18. For comparison purposes, the annual average surface water quality data for the years 2016 through 2020 are presented in Tables 19 through 23, the data for 2015 has not been presented as an annual average as the surface water monitoring program began mid-year. These tables provide a high-level overview of the average Rainy River water quality by year at the Rainy River upstream of RRM at Emo and downstream of the Pinewood confluence with the Rainy River. The annual average surface water quality exceeded both the PWQO limit for total aluminum, and the PWQO/CEQG limit for total iron at both Rainy River surface water monitoring sample locations.

As a part of the Monthly Sewage Works Performance report required under Condition 12(5), surface water quality results for key parameters, including ECA Surface Water Trigger Value parameters are reported in tabular format. These tables are included with report in Appendix C which contains copies of the 2021 Monthly Performance Reports and provided in spreadsheet format.

Field pH

Figure 24a presents the field pH levels at the two Rainy River surface water monitoring sample locations for mid-2015 through 2021. In general, the field pH values recorded for the two locations fall within the PWQO lower and upper pH limits (6.5 and 8.5). Figure 24b presents the field pH levels for 2021 which were all within the PWQO upper and lower pH limits except for one value that failed RRM quality control, SW16 for January (6.45). The laboratory reported a 7.48 pH for that sample.

Total Suspended Solids

Figure 25a presents the total suspended solids (TSS) results for the two Rainy River water sample locations for mid-2015 through 2021. In general, the TSS results are below 30 mg/L with some elevated results recorded during spring freshet. Figure 25b presents the TSS results for 2021, which were all at or below 30 mg/L, except for two samples collected at SW17 on March 24 (72 mg/L) and on November 9 (53 mg/L).

Total Arsenic

Figure 26a presents the total arsenic results for the two Rainy River water monitoring sample locations for mid-2015 to 2021. In general, the total arsenic results are below the PWQO limit (0.005 mg/L) with some anomalous results reported. Figure 26b presents the total arsenic results for 2021, which were all below the PWQO limit.

Total Copper

Figure 27a presents the total copper results for the two Rainy River surface water monitoring sample locations for mid-2015 to 2021. In general, the total copper results are below the PWQO limit (0.005 mg/L) with elevated results recorded during the winter low flow season. Figure 27b presents the total copper results for 2021, all results were below the PWQO limit.

Total Lead

Figure 28a presents the total lead results for the two Rainy River surface water monitoring sample locations for mid-2015 to 2021. In general, the total lead results are below the PWQO limit (0.001-0.005 mg/L, dependent on hardness) with elevated results recorded during the winter low flow season. Figure 28b presents the total lead results for 2021, all results were below the PWQO limit.

Total Nickel

Figure 29a presents the total nickel results for the two Rainy River surface water monitoring sample locations for mid-2015 to 2021. To date, all total nickel results are below the PWQO limit (0.025 mg/L). Figure 29b presents the total nickel results for 2021.

Total Phosphorus

Figure 30a presents the total phosphorus results for the two Rainy River surface water monitoring sample locations for 2017 to 2021. In general, the total phosphorus results are below 0.1 mg/L. Figure 30b presents the total phosphorus results for 2021, which were all below 0.1 mg/L.

Total Zinc

Figure 31a presents the total zinc results for the two Rainy River monitoring sample locations for mid-2015 to 2021. In general, the total zinc results are below the PWQO limit (0.02 mg/L). Figure 31b presents the total zinc results for 2021, all results were below the PWQO limit.

Total Mercury

Figure 32a presents the total mercury results for the two Rainy River surface water monitoring sample locations for mid-2015 to 2021. To date, all total mercury results are below the PWQO limit (0.0002 mg/L) and are often below the method detection limit. Figure 32b presents the total mercury results for 2021 which are all below the method detection limit.

Unionized Ammonia

Figure 33a presents the calculated unionized ammonia results for the two Rainy River surface water monitoring sample locations for late 2015 to 2021. To date, all calculated unionized ammonia results are below the PWQO limit (0.02 mg/L). Figure 33b presents the calculated unionized ammonia results for 2021.

Free Cyanide

Figure 34a presents the free cyanide results for the two Rainy River surface water monitoring sample locations for early 2018 to 2021. To date, all free cyanide results are below the PWQO limit (0.005 mg/L) except for one sample. Figure 34b presents the free cyanide results for 2021, a sample collected at SW17 on February 16 shows an anomalous concentration (0.0069 mg/L) over the limit 0.005 mg/L.

4. Discharge Water Quality Data and Trends

Three final discharge points were active in 2021, the final discharge point locations are marked on Figure 1. The discharge locations and dates are summarized below:

- Sediment Pond #2, 114 days total
    - April 14 through June 14

  - September 22 through October 4
  - October 12 through November 19
- Effluent Discharge Location #1 (EDL1) – 62 days total
  - May 14 through June 3
  - September 27 through September 29
  - October 13 through November 19
- Effluent Discharge Location #2 (EDL2) – 11 days total
  - September 27 to September 29
  - October 13 through October 21

As a part of the Monthly Sewage Works Performance report required under Condition 12(5), effluent discharge quality results for key parameters, including PWQO and ECA limits and objective parameters are reported in tabular format. These tables are included with this report in Appendix C which contains copies of the 2021 Monthly Performance Reports and provided in spreadsheet format.

4.1. Sediment Pond 2

In 2021, Sediment Pond 2 effluent discharge quality was compliant with all PWQO and ECA limits and objectives.

4.2. EDL1

In 2021, EDL 1 effluent discharge quality was compliant with all PWQO and ECA limits and objectives.

4.3. EDL2

In 2021, EDL2 effluent discharge quality was compliant with all ECA limits and objectives.

5. Effluent Discharge Rates and Mixing Ratios

Pursuant to Condition 4(8) and 4(9) of the ECA, no effluent was discharged to the Pinewood River via EDL1 and/or EDL2 before the spring melt when the Pinewood River was largely ice free and the minimum flow threshold was met at H1 hydrometric station (10,000 m^3). In 2021, the planned effluent discharges at RRM met or were below the mixing/dilution ratio limits prescribed in Conditions 4(10), 6(6) and 6(7) except the May 13, 2021 Sediment Pond 2 dilution ratio (1: 10.8), which exceeded the 1:10 ratio. This exceedance was reported to the Kenora Area MECP office.

As a part of the Monthly Sewage Works Performance report required under Condition 12(5), Pinewood River flow, effluent discharge rates and dilution/mixing ratios are reported in tabular format. These tables are included with this report in Appendix C which contains copies of the 2021 Monthly Performance Reports and provided in spreadsheet format.

5.1. Sediment Pond 2

In 2021, the 1:10 dilution ratio required by ECA Condition 6(7) for discharge to the Pinewood at the Sediment Pond 2 final discharge point was always met during active discharge within 1% except the May 13, 2021 Sediment Pond 2 dilution ratio (1: 10.8), which exceeded the 1:10 ratio.

5.2. EDL1

Condition 4(10) of the ECA requiring that the combined discharge dilution ratio for both EDL1 and EDL2 combined not exceed 1:1 with the flow in the Pinewood River recorded at H1 hydrometric station was always met during active discharge.

5.3. EDL2

Condition 4(10) of the ECA requiring that the combined discharge dilution ratio for both EDL1 and EDL2 combined not exceed 1:1 with the flow in the Pinewood River recorded at H1 hydrometric station was always met during active discharge.

6. Incidents of Non-Compliance

In 2021, there were two incident or occurrence that required an investigation, implementation of a contingency or remedial action plan at RRM. On May 13th, it was discovered that the daily approved discharge rate from Sediment Pond # 2 was exceeded. This exceedance was reported to the Kenora Area MECP office. To address this, once the approved daily flow rate is communicated to the Site Services pumping team, they in turn send out an email confirming the adjusted flow. Also, On September 15th, water was found flowing out of the BCR # 2 outflow basin spillway. An internal investigation of the PARCView Distributed Control System (DCS) resulted in the need for calibration of the pond level indicator and the addition of an alarm notification. This incident was reported to MECP (Transmittal MECP-IFI-0140).

7. Closing

This environmental compliance report was prepared by the New Gold Environment Department in accordance with generally accepted industry-standards. If you require further information, please contact Garnet Cornell at 807-234-8200 ext. 8163.

Table 1: Updated Receiving Surface Water Sampling Location

Sampling Location	Description	UTM Coordinates (NAD 83) (Zone, Easting Northing)
SW20	Pinewood River - at Heatwole Rd	15, 4351015, 5407720
SW10	Pinewood River - at former Hwy 600	15, 427720, 5407085
SW21A	Pinewood River - upstream of the confluence with Loslo Creek EDL2	15, 422189, 5409251
SW22A	Pinewood River - downstream of the confluence with Loslo Creek EDL2	15, 421846, 5409039
SW03	Pinewood River – upstream of realigned Hwy 600	15, 419490, 5408130
SW23	Pinewood River – upstream of EDL1	15, 415490, 5407225
SW24	Pinewood River – downstream of EDL1	15, 415455, 5407110
SW15	Pinewood River - upstream of the confluence with Rainy River	15, 404750, 5397655
SW28A	Clark Creek - downstream of the Clark Creek Diversion	15, 430150, 540818
SW02	West Creek - within West Creek, near Roen Pit	15, 426295, 5411780
SW25	West Creek within the West Creek Diversion, near Sediment Pond #1	15, 424080, 5411560 15, 422560, 5410225
SW26	West Creek - within the West Creek Diversion, near Sediment Pond #2	15, 422560, 5410225
SW27	Loslo Creek - downstream of West Creek Diversion confluence and upstream of EDL2	15, 421785, 5409515
SW29	Tait Creek - upstream of the EDL1 pipeline creek crossing	15, 418294, 5407017
SW16	Rainy River - upstream of the Pinewood River confluence	15, 438855, 5385790
SW17	Rainy River - downstream of the Pinewood River confluence	15, 393195, 5394425

Table 2: Average 2021 Pinewood River Water Quality for Selected Parameters

Location	SW20	SW10	SW21A	SW22A	SW03	SW23	SW24	SW15	
Description	Pinewood at Heatwole Rd	Pinewood at former Hwy 600	Pinewood upstream of EDL2	Pinewood downstream of EDL2	Pinewood upstream of realigned Hwy 600	Pinewood upstream of EDL1	Pinewood downstream of EDL1	Pinewood upstream of Rainy River Confluence	Water Quailty Target/Limit
Ammonia, Total (mg/L)	0.0247	0.0197	0.0303	0.0304	0.0347	0.0232	0.0528	0.0397	0.35-0.73*
Ammonia, Unionized (mg/L)	0.0061	0.0061	0.0052	0.0056	0.0052	0.0048	0.0047	0.0048	0.02*^[1]
Cyanide, Free (mg/L)	0.0009	0.0008	0.0012	0.0006	0.0009	0.0008	0.0008	0.0008	0.005[1]
Cyanide, Total (mg/L)	0.0011	0.0011	0.0011	0.0010	0.0011	0.0011	0.0012	0.0011	0.005*^
Field pH (mg/L)	7.14	7.47	7.13	7.10	7.40	7.45	7.35	7.61	6.5-8.5^
Total Suspended Solids (mg/L)	5.40	5.9	9.4	7.8	8.8	9.8	8.3	11.2	30[1]
Aluminium, Total (mg/L)	**0.150**	**0.200**	**0.123**	**0.148**	**0.286**	**0.4**	**0.4**	**0.4**	0.075^
Arsenic, Total (mg/L)	0.0012	0.0014	0.0018	0.0016	0.0017	0.0021	0.0022	0.0200	0.01[1]
Cadmium, Total (mg/L)	0.000010	0.000011	0.000007	0.000009	0.000014	0.00002	0.00002	0.00002	0.0001-0.0005^
Chromium, Total (mg/L)	0.0004	0.0005	0.0004	0.0004	0.0006	0.0009	0.0008	0.0009	0.001*^
Cobalt, Total (mg/L)	0.0005	0.0005	0.0007	0.0009	0.0007	0.0008	0.0008	0.0004	0.0009^
Copper, Total (mg/L)	0.00085	0.00097	0.00097	0.00100	0.00242	0.0017	0.0018	0.0020	0.005^,0.008[1]
Iron, Total (mg/L)	**0.974**	**0.738**	**0.987**	**1.354**	**0.811**	**1.1023**	**1.0297**	**0.6844**	0.3*^
Lead, Total (mg/L)	0.000131	0.000165	0.000099	0.000129	0.000220	0.0004	0.0004	0.0007	0.008[1]
Mercury, Total (mg/L)	0.000026	0.000025	0.000028	0.000022	0.000018	0.00002	0.00002	0.00002	0.0002^
Nickel, Total (mg/L)	0.00146	0.00163	0.00140	0.00166	0.00236	0.0024	0.0024	0.0018	0.025[1]
Phosphorus, Total (mg/L)	0.048	0.049	0.139	0.104	0.069	0.063	0.062	0.086	0.1[1]
Zinc, Total (mg/L)	0.00347	0.00260	0.00304	0.00328	0.00470	0.0033	0.0045	0.0052	0.02^

* CEQG

^ PWQO

[1] ECA SW Trigger Value

Table 3: Average 2020 Pinewood River Water Quality for Selected Parameters

Location	SW20	SW10	SW21A	SW22A	SW03	SW23	SW24	SW15	
Description	Pinewood at Heatwole Rd	Pinewood at former Hwy 600	Pinewood upstream of EDL2	Pinewood downstream of EDL2	Pinewood upstream of realigned Hwy 600	Pinewood upstream of EDL1	Pinewood downstream of EDL1	Pinewood upstream of Rainy River Confluence	Water Quailty Target/Limit
Ammonia, Total (mg/L)	0.0331	0.040	0.042	0.044	0.068	0.041	0.072	0.049	0.35-0.73*
Ammonia, Unionized (mg/L)	0.0008	0.0008	0.0009	0.0009	0.0016	0.0009	0.0012	0.0010	0.02*^[1]
Cyanide, Free (mg/L)	0.0009	0.0008	0.0007	0.0007	0.0007	0.0010	0.0007	0.0008	0.005[1]
Cyanide, Total (mg/L)	0.0006	0.0008	0.0006	0.0006	0.0008	0.0011	0.0010	0.0007	0.005*^
Field pH (mg/L)	7.21	7.29	7.31	7.37	7.26	7.26	7.26	7.32	6.5-8.5^
Total Suspended Solids (mg/L)	4.5	5.0	7.4	6.4	11.6	13.5	10.1	12.0	30[1]
Aluminium, Total (mg/L)	**0.185**	**0.194**	**0.233**	**0.202**	**0.401**	**0.568**	**0.406**	**0.610**	0.075^
Arsenic, Total (mg/L)	0.0011	0.0013	0.0014	0.0016	0.0014	0.0019	0.0017	0.0017	0.01[1]
Cadmium, Total (mg/L)	0.000010	0.000012	0.000011	0.000011	0.000017	0.000020	0.000018	0.000021	0.0001-0.0005^
Chromium, Total (mg/L)	0.0005	0.0005	0.0006	0.0005	0.0009	0.0014	0.0012	0.0013	0.001*^
Cobalt, Total (mg/L)	0.0004	0.0004	0.0005	0.0005	0.0005	0.0007	0.0007	0.0006	0.0009^
Copper, Total (mg/L)	0.00082	0.00094	0.00111	0.00147	0.00325	0.00191	0.00292	0.00239	0.005^,0.008[1]
Iron, Total (mg/L)	**0.767**	**0.664**	**0.804**	**0.617**	**0.853**	**1.161**	**1.017**	**1.198**	0.3*^
Lead, Total (mg/L)	0.000143	0.000159	0.000176	0.000187	0.000293	0.000523	0.000365	0.000615	0.008[1]
Mercury, Total (mg/L)	0.000005	0.000005	0.000005	0.000005	0.000005	0.000004	0.000005	0.000005	0.0002^
Nickel, Total (mg/L)	0.00152	0.00179	0.00183	0.00177	0.00274	0.00262	0.00233	0.00249	0.025[1]
Phosphorus, Total (mg/L)	0.002	0.050	0.069	0.062	0.054	0.059	0.057	0.055	0.1[1]
Zinc, Total (mg/L)	0.00383	0.00305	0.00488	0.00524	0.00523	0.00401	0.00430	0.00533	0.02^

* CEQG

^ PWQO

[1] ECA SW Trigger Value

Table 4: Average 2019 Pinewood River Water Quality for Selected Parameters

Location	SW20	SW10	SW21A	SW22A	SW03	SW23	SW24	SW15	
Description	Pinewood at Heatwole Rd	Pinewood at former Hwy 600	Pinewood upstream of EDL2	Pinewood downstream of EDL2	Pinewood upstream of realigned Hwy 600	Pinewood upstream of EDL1	Pinewood downstream of EDL1	Pinewood upstream of Rainy River Confluence	Water Quailty Target/Limit
Ammonia, Total (mg/L)	0.1292	0.062	0.106	0.090	0.116	0.041	0.075	0.029	0.35-0.73*
Ammonia, Unionized (mg/L)	0.0013	0.0011	0.0010	0.0009	0.0011	0.0009	0.0010	0.0010	0.02*^[1]
Cyanide, Free (mg/L)	0.0008	0.0008	0.0008	0.0008	0.0008	0.0010	0.0011	0.0006	0.005[1]
Cyanide, Total (mg/L)	0.0008	0.0010	0.0009	0.0009	0.0011	0.0011	0.0011	0.0008	0.005*^
Field pH (mg/L)	7.38	7.59	7.33	7.44	7.35	7.26	7.29	7.44	6.5-8.5^
Total Suspended Solids (mg/L)	7.6	5.6	9.9	17.7	15.7	13.5	12.8	12.9	30[1]
Aluminium, Total (mg/L)	**0.212**	**0.190**	**0.229**	**0.441**	**0.473**	**0.568**	**0.498**	**0.483**	0.075^
Arsenic, Total (mg/L)	0.0013	0.0015	0.0015	0.0015	0.0017	0.0019	0.0019	0.0013	0.01[1]
Cadmium, Total (mg/L)	0.000013	0.000014	0.000015	0.000016	0.000024	0.000020	0.000021	0.000016	0.0001-0.0005^
Chromium, Total (mg/L)	0.0010	0.0008	0.0007	0.0011	0.0013	0.0014	0.0013	0.0011	0.001*^
Cobalt, Total (mg/L)	0.0007	0.0008	0.0007	0.0007	0.0011	0.0007	0.0008	0.0004	0.0009^
Copper, Total (mg/L)	0.00103	0.00094	0.00104	0.00182	0.00366	0.00191	0.00200	0.00166	0.005^,0.008[1]
Iron, Total (mg/L)	**1.273**	**1.022**	**1.145**	**1.329**	**1.454**	**1.161**	**1.354**	**0.781**	0.3*^
Lead, Total (mg/L)	0.000189	0.000184	0.000258	0.000316	0.000392	0.000523	0.000506	0.000377	0.008[1]
Mercury, Total (mg/L)	0.000004	0.000004	0.000005	0.000004	0.000004	0.000004	0.000004	0.000004	0.0002^
Nickel, Total (mg/L)	0.00171	0.00191	0.00193	0.00216	0.00318	0.00262	0.00273	0.00176	0.025[1]
Phosphorus, Total (mg/L)	0.002	0.090	0.137	0.125	0.111	0.059	0.069	0.036	0.1[1]
Zinc, Total (mg/L)	0.00483	0.00301	0.00295	0.00789	0.00642	0.00401	0.00480	0.00410	0.02^

* CEQG

^ PWQO

[1] ECA SW Trigger Value

Table 5: Average 2018 Pinewood River Water Quality for Selected Parameters

Location	SW20	SW10	SW21A	SW22A	SW03	SW23	SW24	SW15	
Description	Pinewood at Heatwole Rd	Pinewood at former Hwy 600	Pinewood upstream of EDL2	Pinewood downstream of EDL2	Pinewood upstream of realigned Hwy 600	Pinewood upstream of EDL1	Pinewood downstream of EDL1	Pinewood upstream of Rainy River confluence	Water Quailty Target/Limit
Ammonia, Total (mg/L)	0.1100	0.0976	0.210	0.144	0.099	0.130	0.115	0.033	0.35-0.73*
Ammonia, Unionized (mg/L)	0.0010	0.0010	0.0025	0.0020	0.0011	0.0011	0.001	0.0012	0.02*^[1]
Cyanide, Free (mg/L)	0.0007	0.0007	0.0006	0.0007	0.0006	0.0008	0.0012	0.0005	0.005[1]
Cyanide, Total (mg/L)	0.0006	0.0007	0.0008	0.0007	0.0011	0.0007	0.0007	0.0005	0.005*^
Field pH (mg/L)	7.40	7.57	7.79	7.70	7.65	7.70	7.74	7.92	6.5-8.5^
Total Suspended Solids (mg/L)	4.4	8.0	16.4	10.6	12.2	20.0	28.8	9.7	30[1]
Aluminium, Total (mg/L)	**0.133**	**0.223**	**0.274**	**0.259**	**0.501**	**0.937**	**1.176**	**0.797**	0.075^
Arsenic, Total (mg/L)	0.0011	0.0014	0.0019	0.0018	0.0016	0.0019	0.0024	0.0012	0.01[1]
Cadmium, Total (mg/L)	0.001090	0.000015	0.000011	0.000010	0.000020	0.000023	0.000026	0.000014	0.0001-0.0005^
Chromium, Total (mg/L)	0.0005	0.0007	0.0008	0.0007	0.0011	0.0018	0.0022	0.0013	0.001*^
Cobalt, Total (mg/L)	0.0005	0.0006	0.0009	0.0006	0.0006	0.0009	0.0011	0.0004	0.0009^
Copper, Total (mg/L)	0.00087	0.00127	0.00126	0.00134	0.00303	0.00225	0.00265	0.00183	0.005^,0.008[1]
Iron, Total (mg/L)	**0.975**	**0.919**	**2.122**	**1.058**	**0.929**	**1.674**	**1.878**	**0.856**	0.3*^
Lead, Total (mg/L)	0.000163	0.000227	0.000292	0.000232	0.000370	0.000711	0.000900	0.000406	0.008[1]
Mercury, Total (mg/L)	0.000004	0.000003	0.000003	0.000002	0.000003	0.000005	0.000006	0.000005	0.0002^
Nickel, Total (mg/L)	0.00156	0.00185	0.00207	0.00205	0.00326	0.00316	0.00359	0.00191	0.025[1]
Phosphorus, Total (mg/L)	0.058	0.081	0.285	0.157	0.069	0.089	0.106	0.045	0.1[1]
Zinc, Total (mg/L)	0.00617	0.00340	0.00513	0.00887	0.00631	0.00522	0.00687	0.00415	0.02^

* CEQG

^ PWQO

[1] ECA SW Trigger Value

Table 6: Average 2017 Pinewood River Water Quality for Selected Parameters

Location	SW20	SW10	SW21A	SW22A	SW03	SW23	SW24	SW15	
Description	Pinewood at Heatwole Rd	Pinewood at former Hwy 600	Pinewood upstream of EDL2	Pinewood downstream of EDL2	Pinewood upstream of realigned Hwy 600	Pinewood upstream of EDL1	Pinewood downstream of EDL1	Pinewood upstream of Rainy River confluence	Water Quailty Target/Limit
Ammonia, Total (mg/L)	0.0522	0.0462	0.110	0.104	0.106			0.052	0.35-0.73*
Ammonia, Unionized (mg/L)	0.0008	0.0010	0.0009	0.0010	0.0012			0.0010	0.02*^[1]
Cyanide, Free (mg/L)									0.005[1]
Cyanide, Total (mg/L)	0.0010	0.0008	0.0010	0.0010	0.0011			0.0010	0.005*^
Field pH (mg/L)	7.24	7.36	7.37	7.49	7.53			7.57	6.5-8.5^
Total Suspended Solids (mg/L)	2.9	7.2	4.4	3.9	12.2			16.0	30[1]
Aluminium, Total (mg/L)	**0.155**	**0.225**	**0.114**	**0.128**	**0.447**			**0.764**	0.075^
Arsenic, Total (mg/L)	0.0009	0.0011	0.0012	0.0012	0.0013			0.0013	0.01[1]
Cadmium, Total (mg/L)	0.000008	0.000009	0.000008	0.000008	0.000015			0.000022	0.0001-0.0005^
Chromium, Total (mg/L)	0.0005	0.0006	0.0004	0.0005	0.0009			0.0015	0.001*^
Cobalt, Total (mg/L)	0.0003	0.0004	0.0003	0.0003	0.0005			0.0006	0.0009^
Copper, Total (mg/L)	0.00078	0.00088	0.00091	0.00088	0.00179			0.00192	0.005^,0.008[1]
Iron, Total (mg/L)	**0.509**	**0.662**	**0.428**	**0.448**	**0.739**			**1.174**	0.3*^
Lead, Total (mg/L)	0.000090	0.000161	0.000126	0.000090	0.000270			0.000488	0.008[1]
Mercury, Total (mg/L)	0.000003	0.000003	0.000003	0.000002	0.000003			0.000005	0.0002^
Nickel, Total (mg/L)	0.00143	0.00162	0.00145	0.00155	0.00213			0.00224	0.025[1]
Phosphorus, Total (mg/L)	0.023	0.033	0.030	0.032	0.039			0.041	0.1[1]
Zinc, Total (mg/L)	0.00914	0.00421	0.00513	0.00559	0.00478			0.00696	0.02^

* CEQG

^ PWQO

[1] ECA SW Trigger Value

Table 7: Average 2016 Pinewood River Water Quality for Selected Parameters

Location	SW20	SW10	SW21A	SW22A	SW03	SW23	SW24	SW15	
Description	Pinewood at Heatwole Rd	Pinewood at former Hwy 600	Pinewood upstream of EDL2	Pinewood downstream of EDL2	Pinewood upstream of realigned Hwy 600	Pinewood upstream of EDL1	Pinewood downstream of EDL1	Pinewood upstream of Rainy River confluence	Water Quailty Target/Limit
Ammonia, Total (mg/L)	0.0379	0.0469	0.091	0.050	0.061			0.026	0.35-0.73*
Ammonia, Unionized (mg/L)	0.0010	0.0010	0.001	0.0010	0.0010			0.0013	0.02*^[1]
Cyanide, Free (mg/L)									0.005[1]
Cyanide, Total (mg/L)									0.005*^
Field pH (mg/L)	7.14	7.27	7.23	7.28	7.34			7.49	6.5-8.5^
Total Suspended Solids (mg/L)	4.0	8.4	8.7	3.7	11.4			16.1	30[1]
Aluminium, Total (mg/L)	**0.207**	**0.284**	**0.152**	**0.137**	**0.343**			**0.717**	0.075^
Arsenic, Total (mg/L)	0.0010	0.0011	0.0011	0.0011	0.0012			0.0013	0.01[1]
Cadmium, Total (mg/L)	0.000011	0.000010	0.000013	0.000010	0.000015			0.000021	0.0001-0.0005^
Chromium, Total (mg/L)	0.0006	0.0008	0.0005	0.0004	0.0008			0.0014	0.001*^
Cobalt, Total (mg/L)	0.0004	0.0005	0.0003	0.0004	0.0005			0.0005	0.0009^
Copper, Total (mg/L)	0.00086	0.00100	0.00115	0.00081	0.00166			0.00201	0.005^,0.008[1]
Iron, Total (mg/L)	**0.766**	**0.816**	**0.517**	**0.585**	**0.837**			**1.064**	0.3*^
Lead, Total (mg/L)	0.000149	0.000218	0.000153	0.000111	0.000232			0.000513	0.008[1]
Mercury, Total (mg/L)	0.000003	0.000003	0.000002	0.000003	0.000003			0.000003	0.0002^
Nickel, Total (mg/L)	0.00158	0.00170	0.00167	0.00144	0.00207			0.00222	0.025[1]
Phosphorus, Total (mg/L)									0.1[1]
Zinc, Total (mg/L)	0.00395	0.00621	0.00530	0.00240	0.00354			0.00642	0.02^

* CEQG

^ PWQO

[1] ECA SW Trigger Value

Table 8: 2021 ECA Surface Water Trigger Values for Surface Water Location SW22A

Location	Sample Date	Ammonia, Unionized (mg/L)	Cyanide, Free (mg/L)	Total Suspend Solids (mg/L)	Arsenic, Total (mg/L)	Copper, Total (mg/L)	Lead, Total (mg/L)	Nickel, Total (mg/L)	Phosphorous, Total (mg/L)	Zinc, Total (mg/L)
ECA Surface Water Trigger Value		**0.020**	**0.005**	**30**	**0.01**	**0.008**	**0.008**	**0.025**	**0.1**	**0.09**
SW22A - Pinewood River downstream of the confluence with Loslo Creek/EDL2	2021-01-12	0.0001	0.0005	13.5	0.0018	0.0007	0.0002	0.0021	0.2300	0.0050
	2021-02-17	0.0003	0.0005	26.5	0.0030	0.0016	0.0004	0.0027	0.3660	0.0120
	2021-03-24	0.0000	0.0002	4.0	0.0007	0.0010	0.0002	0.0012	0.0460	0.0026
	2021-04-21	0.0001	0.0005	2.5	0.0007	0.0012	0.0001	0.0012	0.0180	0.0014
	2021-05-12	0.0100	0.0007	3.0	0.0011	0.0011	0.0000	0.0014	0.0150	0.0010
	2021-06-08	0.0100	0.0010	8.5	0.0030	0.0005	0.0001	0.0017	0.1350	0.0015
	2021-07-09									
	2021-08-10									
	2021-09-15	0.0100	0.0002	8.5	0.0016	0.0006	0.0001	0.0018	0.0750	0.0020
	2021-10-13	0.0100	0.0006	2.5	0.0013	0.0011	0.0000	0.0016	0.0400	0.0020
	2021-11-09	0.0100	0.0013	1.0	0.0012	0.0013	0.0000	0.0012	0.0100	0.0020
	2021-12-14	0.0100	0.0003	16.0	0.0010	0.0011	0.0001	0.0019	0.0250	0.0170

Italicized results denote <DL

Table 9: 2021 ECA Surface Water Trigger Values for Surface Water Location SW24

Location	Sample Date	Ammonia, Unionized (mg/L)	Cyanide, Free (mg/L)	Total Suspend Solids (mg/L)	Arsenic, Total (mg/L)	Copper, Total (mg/L)	Lead, Total (mg/L)	Nickel, Total (mg/L)	Phosphorous, Total (mg/L)	Zinc, Total (mg/L)
ECA Surface Water Trigger Value		**0.020**	**0.005**	**30**	**0.01**	**0.008**	**0.008**	**0.025**	**0.1**	**0.09**
SW24 -Pinewood River downstream of EDL1	2021-01-12	*0.0001*	0.0003	10.50	0.00147	0.0015	0.0008	0.00264	0.07	0.0045
	2021-02-17	*0.0004*	0.0007	13.00	0.0019	0.0023	0.0004	0.00348	0.102	0.015
	2021-03-23	*0.0000*	0.0004	6.50	0.00078	0.0012	0.0005	0.00134	0.044	0.0026
	2021-04-20	*0.0001*	0.0006	6.50	0.00078	0.0013	0.0006	0.00124	0.02	0.0018
	2021-05-11	*0.0100*	0.0004	8.50	0.00114	0.00192	0.0012	0.00206	0.03	0.0025
	2021-06-08	*0.0100*	0.0007	15.00	0.00384	0.00274	0.0006	0.0038	0.105	0.006
	2021-07-13	*0.0020*	0.0013	4.00	0.00707	0.00158	0.0013	0.00366	0.125	0.003
	2021-08-14									
	2021-09-15									
	2021-10-13	*0.0100*	0.001	7.50	0.00147	0.00132	0.0012	0.00182	0.05	0.004
	2021-11-09	*0.0100*	0.0014	3.00	0.00123	0.00232	0.0007	0.00134	0.01	0.0015
	2021-12-10									

Italicized results denote <DL

Table 10: 2020 ECA Surface Water Trigger Values for Surface Water Location SW22A

Location	Sample Date	Ammonia, Unionized (mg/L)	Cyanide, Free (mg/L)	Total Suspend Solids (mg/L)	Arsenic, Total (mg/L)	Copper, Total (mg/L)	Lead, Total (mg/L)	Nickel, Total (mg/L)	Phosphorous, Total (mg/L)	Zinc, Total (mg/L)
ECA Surface Water Trigger Value		**0.020**	**0.005**	**30**	**0.01**	**0.008**	**0.008**	**0.025**	**0.1**	**0.09**
SW22A - Pinewood River downstream of the confluence with Loslo Creek/EDL2	2020-01-09	*0.0010*	0.0008	9.5	0.0010	0.00148	0.000240	0.0021	0.080	0.010
	2020-02-05	*0.0010*	0.0008	6.0	0.0010	0.00116	0.000215	0.0020	0.080	0.009
	2020-03-11	*0.0010*	0.0013	8.5	0.0010	0.00144	0.000240	0.0021	0.080	0.023
	2020-04-09	*0.0010*	0.0006	9.0	0.0007	0.00166	0.000310	0.0016	0.052	0.004
	2020-05-13	*0.0010*	0.0004	9.5	0.0010	0.00144	0.000230	0.0017	0.032	0.004
	2020-06-17	0.0007	0.0011	5.0	0.0016	0.00095	0.000180	0.0018	0.088	0.003
	2020-07-10	0.0010	0.0006	3.0	0.0021	0.00080	0.000090	0.0016	0.005	0.002
	2020-08-11	*0.0010*	0.0006	20.0	0.0040	0.00188	0.000430	0.0025	**0.205**	0.006
	2020-09-15	*0.0010*	0.0003	4.0	0.0015	0.00026	0.000030	0.0012	0.070	0.001
	2020-10-19	*0.0010*	0.0003	2.5	0.0026	0.00096	0.000080	0.0011	0.005	0.002
	2020-11-04	*0.0010*	0.0007	1.5	0.0013	0.00264	0.000150	0.0017	0.015	0.001
	2020-11-10	*0.0010*	0.0008	0.5	0.0013	0.00370	0.000100	0.0016	0.020	0.002
	2020-12-16	0.0001	0.0007	4.5	0.0012	0.00080	0.000130	0.0020	0.075	0.004

Italicized results denote <DL

Table 11: 2020 ECA Surface Water Trigger Values for Surface Water Location SW24

Location	Sample Date	Ammonia, Unionized (mg/L)	Cyanide, Free (mg/L)	Total Suspend Solids (mg/L)	Arsenic, Total (mg/L)	Copper, Total (mg/L)	Lead, Total (mg/L)	Nickel, Total (mg/L)	Phosphorous, Total (mg/L)	Zinc, Total (mg/L)
ECA Surface Water Trigger Value		**0.020**	**0.005**	**30**	**0.01**	**0.008**	**0.008**	**0.025**	**0.1**	**0.09**
SW24 -Pinewood River downstream of EDL1	2020-01-09	*0.0010*	0.0004	10.5	0.0010	0.00152	0.00037	0.00234	0.065	0.0058
	2020-02-04	*0.0010*	0.0007	9.5	0.0010	0.00150	0.00035	0.00216	0.070	0.0044
	2020-03-10	*0.0010*	0.0008	22.0	0.0011	0.00160	0.00051	0.00262	0.085	0.0075
	2020-04-07	*0.0010*	0.0008	19.0	0.0007	0.00166	0.00039	0.00180	0.060	0.0040
	2020-05-12	0.0050	0.0005	11.5	0.0014	0.00318	0.00031	0.00214	0.024	0.0035
	2020-06-17	0.0006	0.0015	19.0	0.0019	0.00230	0.00052	0.00268	0.050	0.0044
	2020-07-07	0.0006	0.0013	15.0	0.0038	0.00220	0.00064	0.00286	**0.132**	0.0038
	2020-08-11	*0.0010*	0.0005	4.0	0.0024	0.00332	0.00041	0.00378	0.060	0.0025
	2020-09-15	*0.0010*	0.0004	3.5	0.0025	0.00186	0.00042	0.00252	0.095	0.0055
	2020-10-14	*0.0010*	*0.0001*	4.0	0.0021	**0.00868**	0.00024	0.00176	0.030	0.0015
	2020-11-04	*0.0010*	0.0007	3.5	0.0014	0.00508	0.00011	0.00138	0.015	0.0005
	2020-11-10	*0.0010*	0.0006	6.5	0.0014	0.00370	0.00023	0.00190	0.020	0.0025
	2020-12-16	0.00004	0.0011	3.5	0.00120	0.00140	0.00024	0.00230	0.035	0.0100

Table 12: 2019 ECA Surface Water Trigger Values for Surface Water Location SW22A

Location	Sample Date	Ammonia, Unionized (mg/L)	Cyanide, Free (mg/L)	Total Suspend Solids (mg/L)	Arsenic, Total (mg/L)	Copper, Total (mg/L)	Lead, Total (mg/L)	Nickel, Total (mg/L)	Phosphorous, Total (mg/L)	Zinc, Total (mg/L)
ECA Surface Water Trigger Value		**0.020**	**0.005**	**30**	**0.01**	**0.008**	**0.008**	**0.025**	**0.1**	**0.09**
SW22A - Pinewood River downstream of the confluence with Loslo Creek/EDL2	2019-01-16	*0.0010*	0.0018	7.0	0.00147	0.00174	0.000215	0.0022	0.145	0.022
	2019-02-13	*No Sample*								
	2019-03-12	*0.0010*	0.0007	96.0	0.00283	0.00302	0.001590	0.0055	0.730	0.018
	2019-04-09	*0.0010*	0.0004	22.5	0.00063	0.00170	0.000375	0.0013	0.065	0.005
	2019-05-15	*0.0010*	0.0006	15.5	0.00137	0.00506	0.000340	0.0022	0.060	0.015
	2019-06-12	*0.0010*	0.0006	8.0	0.00125	0.00172	0.000190	0.0019	0.045	0.004
	2019-07-08	*0.0010*	0.0008	4.0	0.00181	0.00134	0.000110	0.0016	0.050	0.002
	2019-08-13	*0.0010*	0.0012	9.0	0.0028	0.00090	0.000150	0.0018		0.002
	2019-09-19	*0.0010*	0.0007	3.5	0.00145	0.00058	0.000030	0.0017	0.055	0.001
	2019-10-08	*0.0010*	0.001	2.5	0.00092	0.00120	0.000025	0.0015	0.020	0.003
	2019-11-14	*0.0005*	0.0004	6.5	0.00088	0.00116	0.000110	0.0016	0.025	0.004
	2019-12-12	*0.0005*	0.0007	20.5	0.00098	0.00160	0.000345	0.0023	0.055	0.011

Italicized results denote <DL

Table 13: 2019 ECA Surface Water Trigger Values for Surface Water Location SW24

Location	Sample Date	Ammonia, Unionized (mg/L)	Cyanide, Free (mg/L)	Total Suspend Solids (mg/L)	Arsenic, Total (mg/L)	Copper, Total (mg/L)	Lead, Total (mg/L)	Nickel, Total (mg/L)	Phosphorous, Total (mg/L)	Zinc, Total (mg/L)
ECA Surface Water Trigger Value		**0.020**	**0.005**	**30**	**0.01**	**0.008**	**0.008**	**0.025**	**0.1**	**0.09**
SW24 -Pinewood River downstream of EDL1	2019-01-15	*0.0010*	0.0012	12.5	0.00132	0.00192	0.00050	0.00286	0.080	0.0034
	2019-02-12	*0.0010*	0.0009	14.0	0.00188	0.00262	0.00079	0.00406	0.105	0.0054
	2019-03-12	*0.0010*	0.0007	11.0	0.00178	0.00172	0.00072	0.00364	0.145	0.0042
	2019-04-09	*0.0010*	0.0006	27.5	0.00069	0.00196	0.00054	0.00178	0.090	0.0062
	2019-05-15	*0.0010*	0.0011	10.5	0.00124	0.00228	0.00032	0.00188	0.035	0.0106
	2019-06-11	*0.0010*	0.0014	10.5	0.00144	0.00168	0.00030	0.00236	0.045	0.0030
	2019-07-08	*0.0010*	0.0014	17.0	0.00412	0.00302	0.00095	0.00448	0.115	0.0048
	2019-08-13	*0.0010*	0.0019	15.5	0.00560	0.00260	0.00107	0.00430	0.000	0.0050
	2019-09-18	*0.0010*	0.0011	14.0	0.00163	0.00116	0.00033	0.00196	0.050	0.0018
	2019-10-08	*0.0010*	0.0013	7.5	0.00091	0.00112	0.00011	0.00150	0.025	0.0022
	2019-11-14	*0.0010*	0.0006	3.5	0.00115	0.00240	0.00017	0.00178	0.030	0.0046
	2019-12-13	*0.0010*	0.0008	10.5	0.00096	0.00148	0.00029	0.00210	0.035	0.0064

Italicized results denote <DL

Table 14: 2018 ECA Surface Water Trigger Values for Surface Water Location SW22A

Location	Sample Date	Ammonia, Unionized (mg/L)	Cyanide, Free (mg/L)	Total Suspend Solids (mg/L)	Arsenic, Total (mg/L)	Copper, Total (mg/L)	Lead, Total (mg/L)	Nickel, Total (mg/L)	Phosphorous, Total (mg/L)	Zinc, Total (mg/L)
ECA Surface Water Trigger Value		**0.020**	**0.005**	**30**	**0.01**	**0.008**	**0.008**	**0.025**	**0.1**	**0.09**
SW22A - Pinewood River downstream of the confluence with Loslo Creek/EDL2	2018-01-09	*0.0010*		5.0	0.0013	0.00176	0.000250	0.0022	0.074	0.031
	2018-02-20	0.0130		25.0	0.0019	0.00092	0.000520	0.0025	0.432	0.004
	2018-03-13	*0.0010*		14.5	0.0016	0.00192	0.000490	0.0026	0.230	0.026
	2018-04-10	*0.0010*	0.0001	4.5	0.0010	0.00146	0.000200	0.0018	0.082	0.009
	2018-05-08	*0.0010*	0.0006	7.5	0.0012	0.00130	0.000240	0.0017	0.068	0.004
	2018-06-12	*0.0010*	0.0006	4.5	0.0021	0.00124	0.000090	0.0017	0.116	0.003
	2018-07-17	*0.0010*	0.0009	33.5	0.0032	0.00146	0.000380	0.0028	0.202	0.006
	2018-08-09	*0.0010*	0.0009	4.5	0.0033	0.00118	0.000250	0.0022	0.225	0.005
	2018-09-11	*0.0010*	0.0014	14.5	0.0031	0.00050	0.000040	0.0016	0.335	0.001
	2018-10-16	*0.0010*	0.0001	6.0	0.0008	0.00164	0.000080	0.0016	0.055	0.005
	2018-11-14	*0.0010*	0.0008	2.5	0.0008	0.00128	0.000095	0.0017	0.010	0.005
	2018-12-04	*0.0010*	0.0009	5.5	0.0012	0.00140	0.000150	0.0021	0.055	0.007

Italicized results denote <DL

Table 15: 2018 ECA Surface Water Trigger Values for Surface Water Location SW24

Location	Sample Date	Ammonia, Unionized (mg/L)	Cyanide, Free (mg/L)	Total Suspend Solids (mg/L)	Arsenic, Total (mg/L)	Copper, Total (mg/L)	Lead, Total (mg/L)	Nickel, Total (mg/L)	Phosphorous, Total (mg/L)	Zinc, Total (mg/L)
ECA Surface Water Trigger Value		**0.020**	**0.005**	**30**	**0.01**	**0.008**	**0.008**	**0.025**	**0.1**	**0.09**
SW24 -Pinewood River downstream of EDL1	2018-01-09	0.0020		19.0	0.0012	0.00238	0.00075	0.00358	0.082	0.0076
	2018-02-20	0.0020		25.0	0.0014	0.00228	0.00089	0.00354	0.128	0.0060
	2018-03-13	*0.0010*		20.0	0.0015	0.00244	0.00110	0.00404	0.156	0.0068
	2018-04-10	*0.0010*	0.0002	5.0	0.0009	0.00148	0.00030	0.00184	0.050	0.0030
	2018-05-08	*0.0010*	*0.0005*	17.5	0.0011	0.00210	0.00053	0.00238	0.050	0.0048
	2018-06-12	*0.0010*	*0.0001*	27.0	0.0022	0.00336	0.00096	0.00364	0.086	0.0082
	2018-07-17	*0.0010*	0.0010	118.0	0.0059	0.00624	0.00258	0.00854	0.222	0.0206
	2018-08-07	*0.0010*	0.0014	43.5	0.0052	0.00334	0.00149	0.00452	0.165	0.0098
	2018-09-11	*0.0010*	0.0009	48.5	0.0065	0.00342	0.00142	0.00508	0.220	0.0060
	2018-10-16	*0.0010*	0.0004	8.5	0.0008	0.00140	0.00022	0.00168	0.045	0.0024
	2018-11-13	*0.0010*	0.0008	6.5	0.0009	0.00152	0.00022	0.00180	0.015	0.0032
	2018-12-04	*0.0010*	0.0007	6.5	0.0011	0.00188	0.00034	0.00248	0.050	0.0040

Italicized results denote <DL

Table 16: 2017 ECA Surface Water Trigger Values for Surface Water Location SW22A

Location	Sample Date	Ammonia, Unionized (mg/L)	Cyanide, Free (mg/L)	Total Suspend Solids (mg/L)	Arsenic, Total (mg/L)	Copper, Total (mg/L)	Lead, Total (mg/L)	Nickel, Total (mg/L)	Phosphorous, Total (mg/L)	Zinc, Total (mg/L)
ECA Surface Water Trigger Value		**0.020**	**0.005**	**30**	**0.01**	**0.008**	**0.008**	**0.025**	**0.1**	**0.09**
SW22A - Pinewood River downstream of the confluence with Loslo Creek/EDL2	2017-01-25	*0.0005*		5.0	0.0010	0.00090	0.000200	0.0016		0.008
	2017-02-15	*0.0010*		6.0	0.0011	0.00090	0.000100	0.0024		0.010
	2017-03-29	*0.0010*		9.0	0.0005	0.00130	0.000200	0.0011		0.004
	2017-04-26	*0.0010*		3.5	0.0007	0.00090	0.000060	0.0012		0.002
	2017-05-25	*0.0010*		2.5	0.0009	0.00085	0.000040	0.0016		0.002
	2017-06-21	*0.0010*		5.0	0.0014	0.00070	0.000080	0.0015		0.004
	2017-07-18			1.5	0.0020	0.00030	0.000070	0.0014		0.003
	2017-08-18			5.5	0.0030	0.00050	0.000110	0.0021		0.004
	2017-09-26	*0.0010*		2.0	0.0011	0.00100	0.000005	0.0013		0.003
	2017-10-30	*0.0010*		2.0	0.0008	0.00100	0.000040	0.0012		0.003
	2017-11-20	*0.0010*		2.5	0.0008	0.00100	0.000080	0.0015		0.015
	2017-12-14	*0.0010*		2.5	0.0008	0.00120	0.000100	0.0017		0.012

Italicized results denote <DL

Table 17: 2016 ECA Surface Water Trigger Values for Surface Water Location SW22A

Location	Sample Date	Ammonia, Unionized (mg/L)	Cyanide, Free (mg/L)	Total Suspend Solids (mg/L)	Arsenic, Total (mg/L)	Copper, Total (mg/L)	Lead, Total (mg/L)	Nickel, Total (mg/L)	Phosphorous, Total (mg/L)	Zinc, Total (mg/L)
ECA Benchmark		**0.020**	**0.005**	**30**	**0.01**	**0.008**	**0.008**	**0.025**	**0.1**	**0.09**
SW22A - Pinewood River downstream of the confluence with Loslo Creek/EDL2	2016-01-27	*0.0010*		3.5	0.001	0.00090	0.00020	0.00160		0.00500
	2016-02-29	*0.0010*		3.5	0.0011	0.00090	0.00021	0.00180		0.00500
	2016-03-23	*0.0005*		7.5	0.0006	0.00150	0.00026	0.00140		0.00350
	2016-04-18	*0.0010*		4.5	0.0006	0.00110	0.00011	0.00120		0.00150
	2016-05-18	*0.0010*		3.5	0.001	0.00090	0.00003	0.00150		0.00100
	2016-06-22	*0.0010*		1.0						
	2016-07-15	*0.0010*		0.5	0.0017	0.00070	0.00005	0.00160		0.00150
	2016-08-16	*0.0010*		3.0	0.0021	0.00040	0.00001	0.00150		0.00050
	2016-09-21	*0.0010*		4.0	0.0011	0.00040	0.00006	0.00140		0.00050
	2016-10-22	*0.0010*		3.5	0.0007	0.00070	0.00006	0.00110		0.00200
	2016-11-16	*0.0010*		6.0	0.0008	0.00060	0.00012	0.00130		0.00350
	2016-12-21	*No Sample*								

Italicized results denote <DL

Table 18: Average 2021 Area Creek and Rainy River Water Quality for Selected Parameters

Location	SW28A	SW02	SW25	SW26	SW27	SW29	SW16	SW17	
Description	Clark Creek downstream of Clark Creek/Teeple Diversion	West Creek near Roen Pit	West Creek Diversion near Sediment Pond #1	West Creek Diversion near Sediment Pond #2	Loslo Creek downstream of West Creek Diversion confluence	Tait Creek upstream of EDL1 pipe crossing	Rainy River upstream of Pinewood confluence	Rainy River downstream of Pinewood confluence	Water Quailty Target/Limit
Ammonia, Total (mg/L)	0.031	0.035	0.015	0.073	0.015	0.016	0.016	0.011	0.35-0.73*
Ammonia, Unionized (mg/L)	0.0041	0.0057	0.0053	0.0061	0.0063	0.0068	0.0064	0.0073	0.02*^
Cyanide, Free (mg/L)	0.0006	0.0006	0.0007	0.0006	0.0009	0.0011	0.0008	0.0016	
Cyanide, Total (mg/L)	0.0007	0.0010	0.0019	0.0020	0.0010	0.0008	0.0007	0.0007	0.005*^
Field pH (mg/L)	7.52	6.87	7.41	7.38	7.20	6.79	7.36	7.63	6.5-8.5^
Total Suspended Solids (mg/L)	10.8	3.9	6.3	3.5	3.6	5.5	6.1	15.1	
Aluminium, Total (mg/L)	**0.137**	0.065	**0.255**	**0.111**	**0.102**	**0.147**	**0.211**	**0.280**	0.075^
Arsenic, Total (mg/L)	0.0010	0.0007	0.0011	0.0013	0.0012	0.0011	0.0005	0.0005	0.05*
Cadmium, Total (mg/L)	0.000002	0.000005	0.000009	0.000007	0.000008	0.000007	0.000204	0.000007	0.0001-0.0005^
Chromium, Total (mg/L)	0.0002	0.0002	0.0006	0.0001	0.0003	0.0004	0.0005	0.0007	0.001*^
Cobalt, Total (mg/L)	0.0001	0.0003	0.0004	0.0004	0.0004	0.0008	0.0002	0.0002	0.0009^
Copper, Total (mg/L)	0.00066	0.00045	0.00253	0.00125	0.00134	0.00047	0.00120	0.00125	0.002-0.004*
Iron, Total (mg/L)	**0.246**	**0.543**	**0.486**	**0.425**	**0.549**	**1.539**	**0.307**	**0.436**	0.3*^
Lead, Total (mg/L)	0.000107	0.000101	0.000371	0.000085	0.000080	0.000133	0.000168	0.000238	0.001-0.005*^
Mercury, Total (mg/L)	0.000030	0.000022	0.000024	0.000025	0.000027	0.000019	0.000028	0.000023	0.0002^
Nickel, Total (mg/L)	0.00095	0.00074	0.00157	0.00147	0.00139	0.00108	0.00094	0.00098	0.025*^
Phosphorus, Total (mg/L)	0.032	0.036	0.054	0.033	0.059	0.096	0.022	0.026	
Zinc, Total (mg/L)	0.00138	0.00258	0.01601	0.01184	0.00031	0.00263	0.00345	0.00380	0.02^

* CEQG

^ PWQO

Table 19: Average 2020 Area Creek and Rainy River Water Quality for Selected Parameters

Location	SW28A	SW02	SW25	SW26	SW27	SW29	SW16	SW17	
Description	Clark Creek downstream of Clark Creek/Teeple Diversion	West Creek near Roen Pit	West Creek Diversion near Sediment Pond #1	West Creek Diversion near Sediment Pond #2	Loslo Creek downstream of West Creek Diversion confluence	Tait Creek upstream of EDL1 pipe crossing	Rainy River upstream of Pinewood confluence	Rainy River downstream of Pinewood confluence	Water Quailty Target/Limit
Ammonia, Total (mg/L)	0.042	0.101	0.029	0.033	0.039	0.203	0.020	0.016	0.35-0.73*
Ammonia, Unionized (mg/L)	0.0009	0.0009	0.0008	0.0009	0.0009	0.0008	0.0009	0.0015	0.02*^
Cyanide, Free (mg/L)	0.0008	0.0009	0.0006	0.0006	0.0008	0.0008	0.0006	0.0004	
Cyanide, Total (mg/L)	0.0007	0.0006	0.0009	0.0007	0.0006	0.0011	0.0003	0.0004	0.005*^
Field pH (mg/L)	7.67	6.95	7.55	7.66	7.51	6.66	7.33	7.44	6.5-8.5^
Total Suspended Solids (mg/L)	7.8	1.3	5.0	5.3	7.0	4.2	9.3	5.6	
Aluminium, Total (mg/L)	**0.221**	0.073	**0.230**	**0.205**	**0.261**	**0.168**	**0.304**	**0.168**	0.075^
Arsenic, Total (mg/L)	0.0011	0.0006	0.0009	0.0012	0.0012	0.0012	0.0006	0.0006	0.05*
Cadmium, Total (mg/L)	0.000013	0.000007	0.000009	0.000007	0.000013	0.000010	0.000018	0.000013	0.0001-0.0005^
Chromium, Total (mg/L)	0.0005	0.0003	0.0005	0.0005	0.0006	0.0005	0.0008	0.0006	0.001*^
Cobalt, Total (mg/L)	0.0004	0.0002	0.0002	0.0003	0.0004	0.0011	0.0002	0.0001	0.0009^
Copper, Total (mg/L)	0.00107	0.00038	0.00235	0.00192	0.00174	0.00058	0.00150	0.00114	0.002-0.004*
Iron, Total (mg/L)	**0.589**	**0.378**	**0.469**	**0.446**	**0.485**	**1.246**	**0.437**	**0.318**	0.3*^
Lead, Total (mg/L)	0.000155	0.000091	0.000165	0.000155	0.000175	0.000220	0.000251	0.000163	0.001-0.005*^
Mercury, Total (mg/L)	0.000005	0.000005	0.000005	0.000005	0.000005	0.000006	0.000005	0.000005	0.0002^
Nickel, Total (mg/L)	0.00128	0.00050	0.00152	0.00149	0.00156	0.00153	0.00114	0.00094	0.025*^
Phosphorus, Total (mg/L)	0.017	0.007	0.030	0.023	0.036	0.055	0.018	0.014	
Zinc, Total (mg/L)	0.00212	0.00178	0.01141	0.01533	0.01167	0.00588	0.00429	0.00237	0.02^

* CEQG

^ PWQO

Table 20: Average 2019 Area Creek and Rainy River Water Quality for Selected Parameters

Location	SW28A	SW02	SW25	SW26	SW27	SW29	SW16	SW17	
Description	Clark Creek downstream of Clark Creek/Teeple Diversion	West Creek near Roen Pit	West Creek Diversion near Sediment Pond #1	West Creek Diversion near Sediment Pond #2	Loslo Creek downstream of West Creek Diversion confluence	Tait Creek upstream of EDL1 pipe crossing	Rainy River upstream of Pinewood confluence	Rainy River downstream of Pinewood confluence	Water Quailty Target/Limit
Ammonia, Total (mg/L)	0.027	0.089	0.165	0.097	0.024	0.193	0.015	0.025	0.35-0.73*
Ammonia, Unionized (mg/L)	0.0009	0.0009	0.0011	0.0013	0.0009	0.0016	0.0010	0.0009	0.02*^
Cyanide, Free (mg/L)	0.0006	0.0008	0.0008	0.0008	0.0009	0.0011	0.0004	0.0005	
Cyanide, Total (mg/L)	0.0006	0.0009	0.0008	0.0009	0.0009	0.0012	0.0004	0.0005	0.005*^
Field pH (mg/L)	7.57	7.20	7.34	7.77	7.45	7.14	7.79	7.55	6.5-8.5^
Total Suspended Solids (mg/L)	10.8	1.7	8.0	15.6	4.8	6.4	17.7	5.9	
Aluminium, Total (mg/L)	**0.238**	**0.145**	**0.240**	**0.307**	**0.207**	**0.199**	**0.349**	**0.152**	0.075^
Arsenic, Total (mg/L)	0.0010	0.0007	0.0014	0.0015	0.0011	0.0015	0.0006	0.0005	0.05*
Cadmium, Total (mg/L)	0.000011	0.000006	0.000014	0.000013	0.000009	0.000011	0.000014	0.000007	0.0001-0.0005^
Chromium, Total (mg/L)	0.0008	0.0007	0.0009	0.0009	0.0008	0.0007	0.0011	0.0006	0.001*^
Cobalt, Total (mg/L)	0.0003	0.0003	0.0008	0.0005	0.0003	0.0009	0.0003	0.0001	0.0009^
Copper, Total (mg/L)	0.00126	0.00096	0.00161	0.00186	0.00153	0.00088	0.00146	0.00107	0.002-0.004*
Iron, Total (mg/L)	**0.494**	**0.499**	**0.736**	**0.602**	**0.467**	**1.753**	**0.562**	**0.290**	0.3*^
Lead, Total (mg/L)	0.000195	0.000124	0.000208	0.000217	0.000148	0.000209	0.000335	0.000138	0.001-0.005*^
Mercury, Total (mg/L)	0.000004	0.000004	0.000004	0.000003	0.000004	0.000006	0.000004	0.000004	0.0002^
Nickel, Total (mg/L)	0.00141	0.00068	0.00188	0.00183	0.00157	0.00161	0.00125	0.00085	0.025*^
Phosphorus, Total (mg/L)	0.023	0.009	0.035	0.025	0.021	0.102	0.029	0.015	
Zinc, Total (mg/L)	0.00280	0.00401	0.00853	0.02273	0.01337	0.00361	0.00656	0.00360	0.02^

* CEQG

^ PWQO

Table 21: Average 2018 Area Creek and Rainy River Water Quality for Selected Parameters

Location	SW28A	SW02	SW25	SW26	SW27	SW29	SW16	SW17	
Description	Clark Creek downstream of Clark Creek/Teeple Diversion	West Creek near Roen Pit	West Creek Diversion near Sediment Pond #1	West Creek Diversion near Sediment Pond #2	Loslo Creek downstream of West Creek Diversion confluence	Tait Creek upstream of EDL1 pipe crossing	Rainy River upstream of Pinewood confluence	Rainy River downstream of Pinewood confluence	Water Quailty Target/Limit
Ammonia, Total (mg/L)	0.064	0.209	0.049	0.065	0.075	**1.658**	0.050	0.041	0.35-0.73*
Ammonia, Unionized (mg/L)	0.0010	0.0010	0.0010	0.0021	0.0015	0.0115	0.0010	0.0013	0.02*^
Cyanide, Free (mg/L)	0.0004	0.0006	0.0006	0.0005	0.0006	0.0007	0.0002	0.0004	
Cyanide, Total (mg/L)	0.0006	0.0008	0.0007	0.0010	0.0007	0.0006	0.0003	0.0003	0.005*^
Field pH (mg/L)	7.84	7.60	7.70	7.88	7.99	7.55	8.03	7.90	6.5-8.5^
Total Suspended Solids (mg/L)	6.7	6.5	5.3	8.9	7.1	24.0	6.6	9.8	
Aluminium, Total (mg/L)	**0.158**	**0.106**	**0.161**	**0.464**	**0.349**	**0.477**	**0.183**	**0.310**	0.075^
Arsenic, Total (mg/L)	0.0011	0.0008	0.0014	0.0017	0.0012	0.0017	0.0005	0.0008	0.05*
Cadmium, Total (mg/L)	0.000008	0.000013	0.000008	0.000014	0.000014	0.000020	0.000009	0.000010	0.0001-0.0005^
Chromium, Total (mg/L)	0.0004	0.0004	0.0005	0.0012	0.0008	0.0010	0.0006	0.0008	0.001*^
Cobalt, Total (mg/L)	0.0002	0.0005	0.0003	0.0006	0.0005	0.0024	0.0001	0.0002	0.0009^
Copper, Total (mg/L)	0.00107	0.00135	0.00157	0.00365	0.00206	0.00088	0.00129	0.00145	0.002-0.004*
Iron, Total (mg/L)	**0.320**	**0.755**	**0.403**	**0.694**	**0.631**	**5.335**	**0.297**	**0.492**	0.3*^
Lead, Total (mg/L)	0.000110	0.000607	0.000182	0.000472	0.000234	0.000530	0.000165	0.000262	0.001-0.005*^
Mercury, Total (mg/L)	0.000004	0.000004	0.000002	0.000004	0.000004	0.000007	0.000003	0.000005	0.0002^
Nickel, Total (mg/L)	0.00134	0.00093	0.00177	0.00221	0.00185	0.00225	0.00093	0.00126	0.025*^
Phosphorus, Total (mg/L)	0.019	0.021	0.039	0.040	0.043	0.394	0.013	0.027	
Zinc, Total (mg/L)	0.00217	0.06723	0.00618	0.06411	0.02486	0.00525	0.00228	0.00288	0.02^

* CEQG

^ PWQO

Table 22: Average 2017 Area Creek and Rainy River Water Quality for Selected Parameters

Location	SW28A	SW02	SW25	SW26	SW27	SW29	SW16	SW17	
Description	Clark Creek downstream of Clark Creek/Teeple Diversion	West Creek near Roen Pit	West Creek Diversion near Sediment Pond #1	West Creek Diversion near Sediment Pond #2	Loslo Creek downstream of West Creek Diversion confluence	Tait Creek upstream of EDL1 pipe crossing	Rainy River upstream of Pinewood confluence	Rainy River downstream of Pinewood confluence	Water Quailty Target/Limit
Ammonia, Total (mg/L)	0.036	0.042	0.022	0.039	0.097		0.030	0.023	0.35-0.73*
Ammonia, Unionized (mg/L)	0.0011	0.0010	0.0014	0.0012	0.001		0.0010	0.0009	0.02*^
Cyanide, Free (mg/L)									
Cyanide, Total (mg/L)	0.0009	0.0009	0.0008	0.0007	0.0019		0.0008	0.0008	0.005*^
Field pH (mg/L)	7.72	7.30	7.62	7.46	7.55		7.74	7.71	6.5-8.5^
Total Suspended Solids (mg/L)	6.4	2.2	5.6	11.4	6.6		6.0	6.0	
Aluminium, Total (mg/L)	**0.227**	**0.078**	**0.429**	**0.373**	**0.183**		**0.172**	**0.185**	0.075^
Arsenic, Total (mg/L)	0.0012	0.0006	0.0012	0.0016	0.0010		0.0035	0.0013	0.05*
Cadmium, Total (mg/L)	0.000012	0.000005	0.000011	0.000017	0.000010		0.000012	0.000008	0.0001-0.0005^
Chromium, Total (mg/L)	0.0005	0.0003	0.0010	0.0010	0.0006		0.0009	0.0005	0.001*^
Cobalt, Total (mg/L)	0.0002	0.0001	0.0003	0.0005	0.0005		0.0001	0.0001	0.0009^
Copper, Total (mg/L)	0.00134	0.00045	0.00250	0.00324	0.00150		0.00320	0.00156	0.002-0.004*
Iron, Total (mg/L)	**0.310**	**0.247**	**0.498**	**0.648**	**0.614**		**0.253**	**0.298**	0.3*^
Lead, Total (mg/L)	0.000125	0.000058	0.000216	0.000194	0.000123		0.000178	0.000163	0.001-0.005*^
Mercury, Total (mg/L)	0.000005	0.000003	0.000002	0.000003	0.000003		0.000003	0.000003	0.0002^
Nickel, Total (mg/L)	0.00131	0.00056	0.00182	0.00244	0.00146		0.00090	0.00093	0.025*^
Phosphorus, Total (mg/L)	0.031	0.008			0.021		0.010	0.019	
Zinc, Total (mg/L)	0.00394	0.00292	0.01620	0.27740	0.00929		0.00467	0.00278	0.02^

* CEQG

^ PWQO

Table 23: Average 2016 Area Creek and Rainy River Water Quality for Selected Parameters

Location	SW28A	SW02	SW25	SW26	SW27	SW29	SW16	SW17	
Description	Clark Creek downstream of Clark Creek/Teeple Diversion	West Creek near Roen Pit	West Creek Diversion near Sediment Pond #1	West Creek Diversion near Sediment Pond #2	Loslo Creek downstream of West Creek Diversion confluence	Tait Creek upstream of EDL1 pipe crossing	Rainy River upstream of Pinewood confluence	Rainy River downstream of Pinewood confluence	Water Quailty Target/Limit
Ammonia, Total (mg/L)	0.040	0.049			0.066		0.015	0.018	0.35-0.73*
Ammonia, Unionized (mg/L)	0.0010	0.0010			0.0010		0.0010	0.0010	0.02*^
Cyanide, Free (mg/L)									
Cyanide, Total (mg/L)									0.005*^
Field pH (mg/L)	7.58	6.89			7.21		7.50	7.52	6.5-8.5^
Total Suspended Solids (mg/L)	4.4	3.2			3.9		6.6	6.0	
Aluminium, Total (mg/L)	**0.117**	**0.093**			**0.090**		**0.200**	**0.233**	0.075^
Arsenic, Total (mg/L)	0.0013	0.0006			0.0011		0.0005	0.0006	0.05*
Cadmium, Total (mg/L)	0.000008	0.000006			0.000008		0.000008	0.000010	0.0001-0.0005^
Chromium, Total (mg/L)	0.0004	0.0003			0.0003		0.0006	0.0006	0.001*^
Cobalt, Total (mg/L)	0.0002	0.0002			0.0004		0.0001	0.0002	0.0009^
Copper, Total (mg/L)	0.00084	0.00048			0.00065		0.00120	0.00122	0.002-0.004*
Iron, Total (mg/L)	**0.370**	**0.412**			**0.620**		**0.313**	**0.400**	0.3*^
Lead, Total (mg/L)	0.000092	0.000095			0.000077		0.000160	0.000173	0.001-0.005*^
Mercury, Total (mg/L)	0.000003	0.000002			0.000003		0.000002	0.000003	0.0002^
Nickel, Total (mg/L)	0.00142	0.00059			0.00139		0.00094	0.00106	0.025*^
Phosphorus, Total (mg/L)									
Zinc, Total (mg/L)	0.00180	0.00245			0.00345		0.00346	0.00286	0.02^

* CEQG

^ PWQO

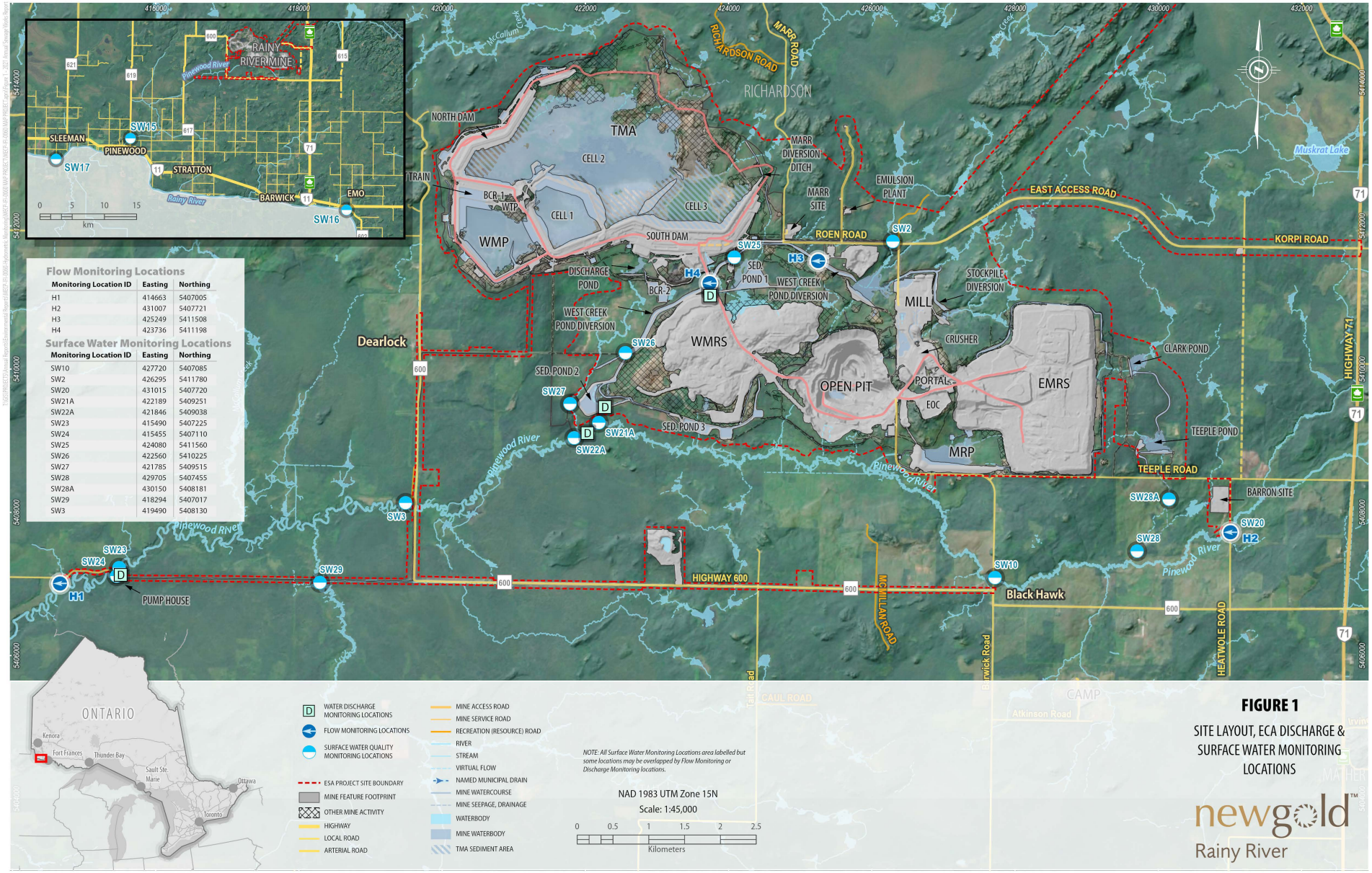

FIGURE 1

SITE LAYOUT, ECA DISCHARGE & SURFACE WATER MONITORING LOCATIONS

newgold™ Rainy River

Figure 2a - Rainy River Mine, Field pH Levels in Pinewood River 2015-2021

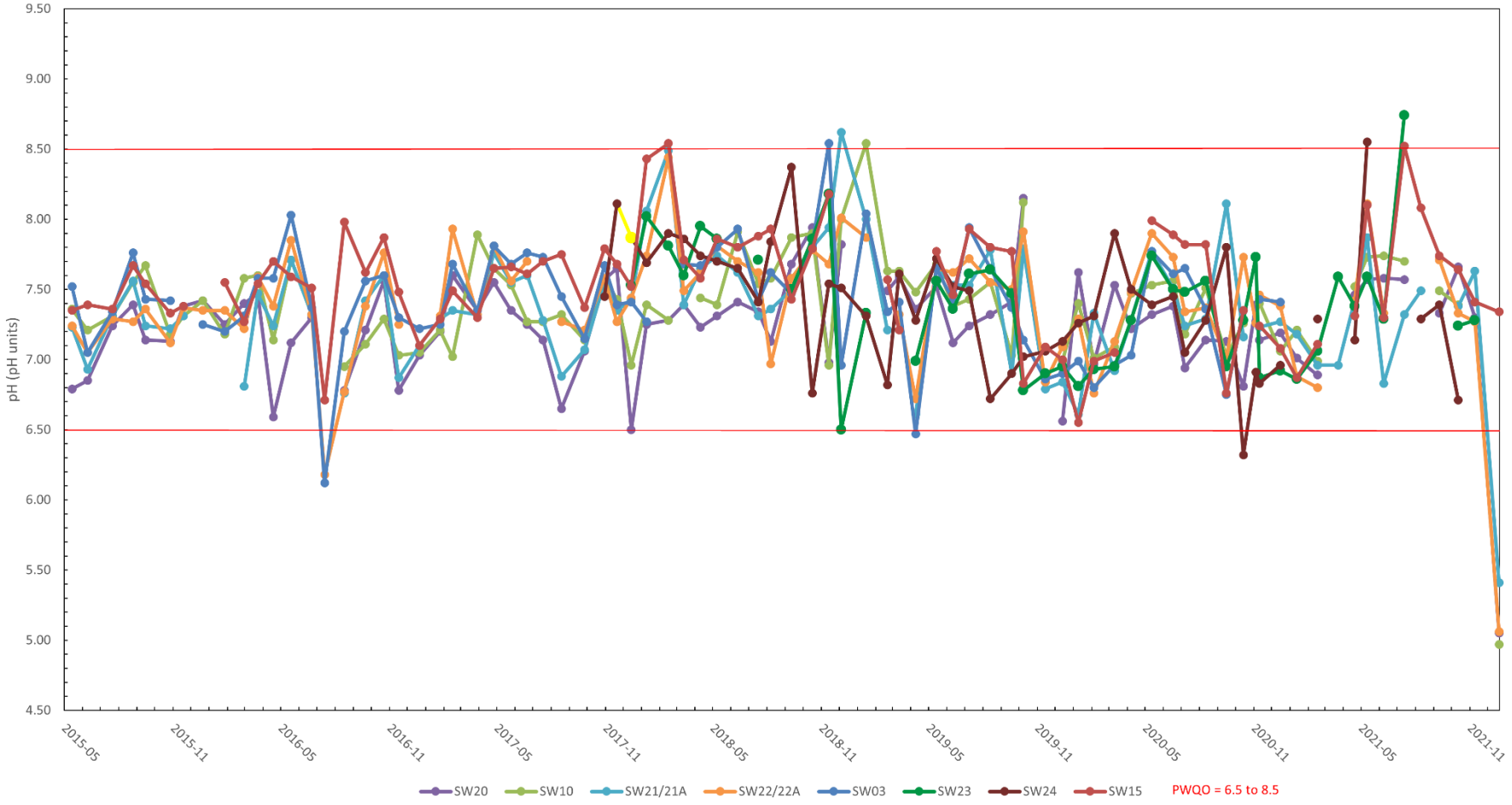

Figure 2b - Rainy River Mine, Field pH Levels in Pinewood River 2021

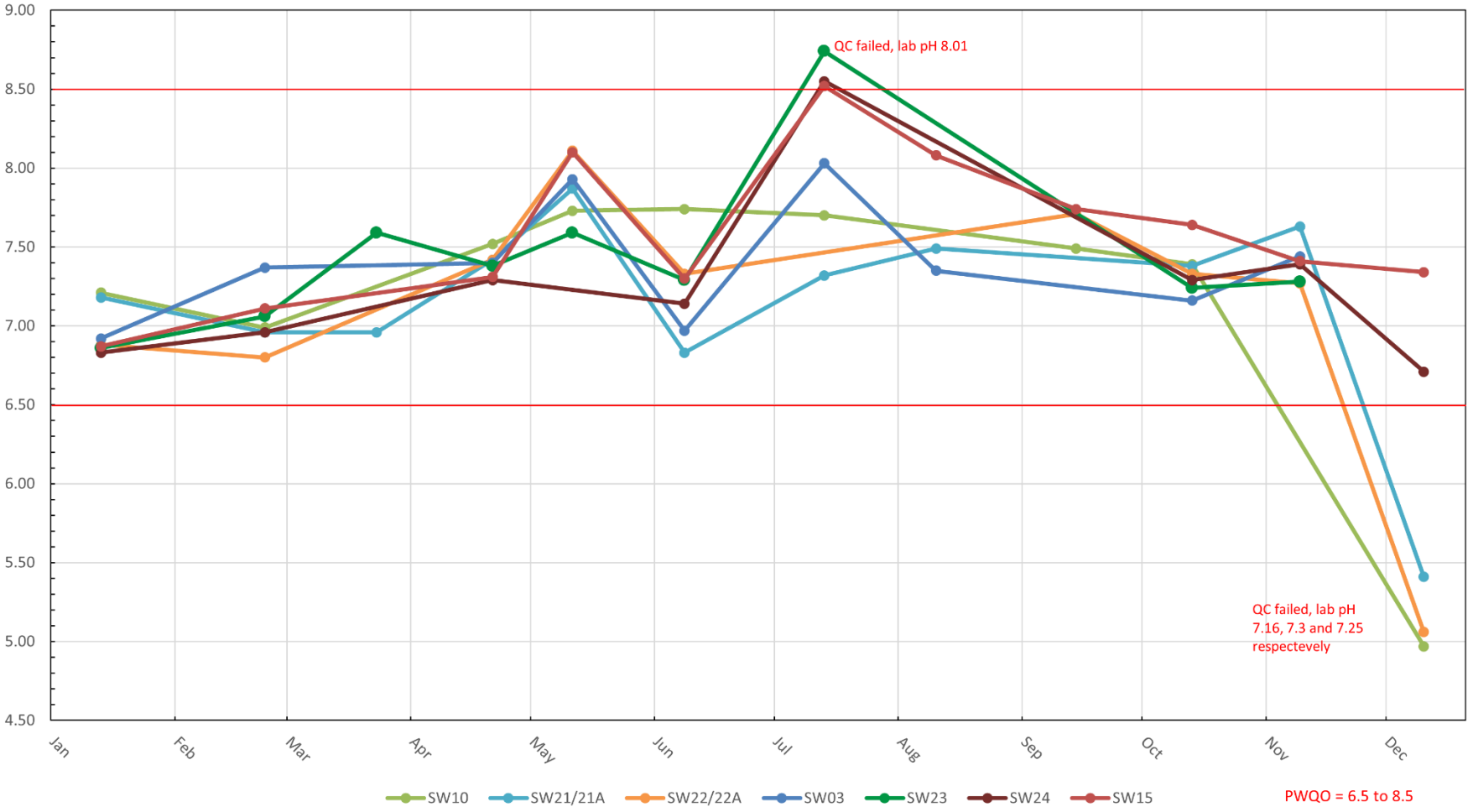

Figure 3a - Rainy River Mine, Total Suspended Solids Concentration in Pinewood River 2015-2021

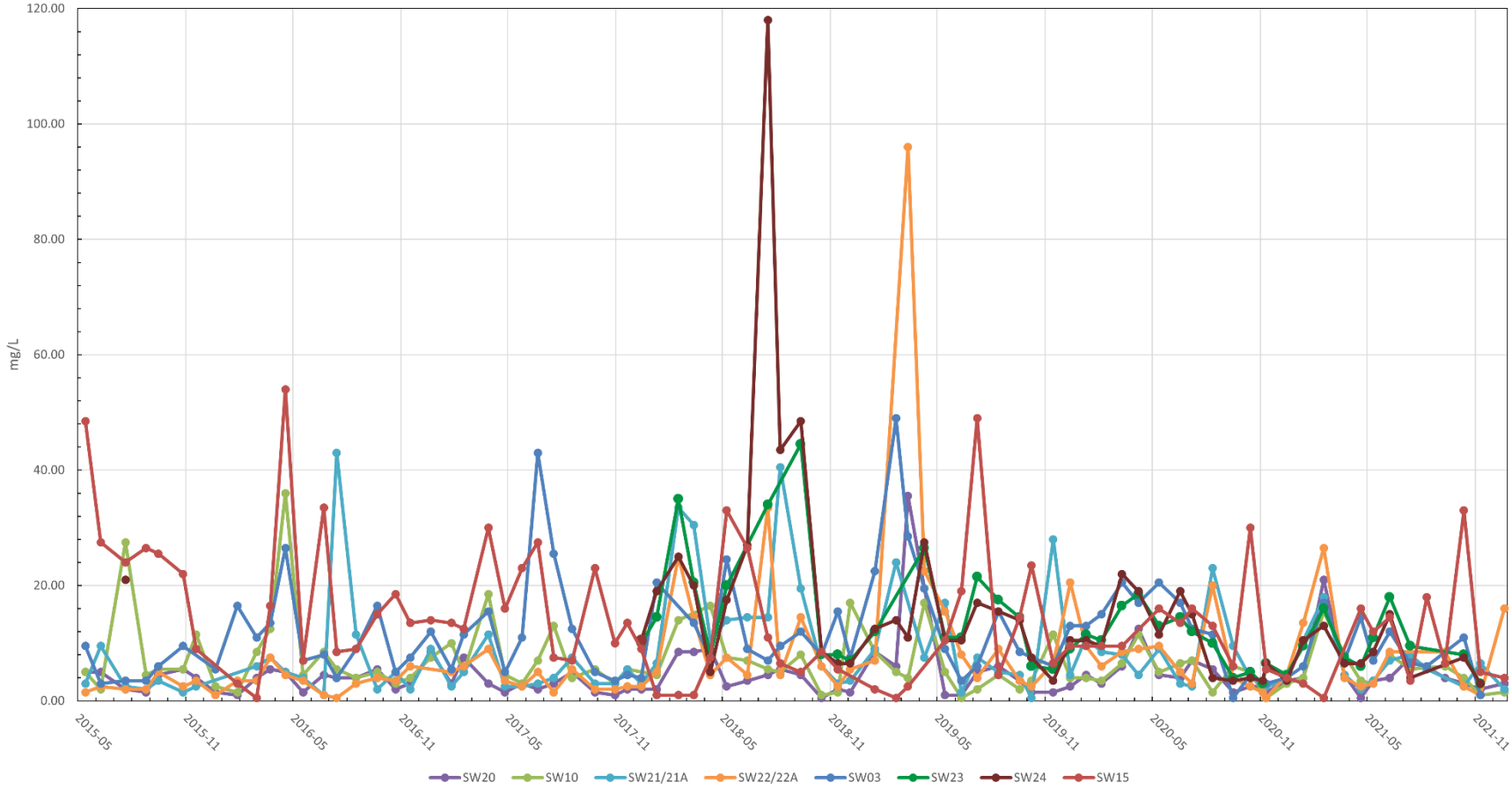

Figure 3b - Rainy River Mine, Total Suspended Solids Concentration in Pinewood River 2021

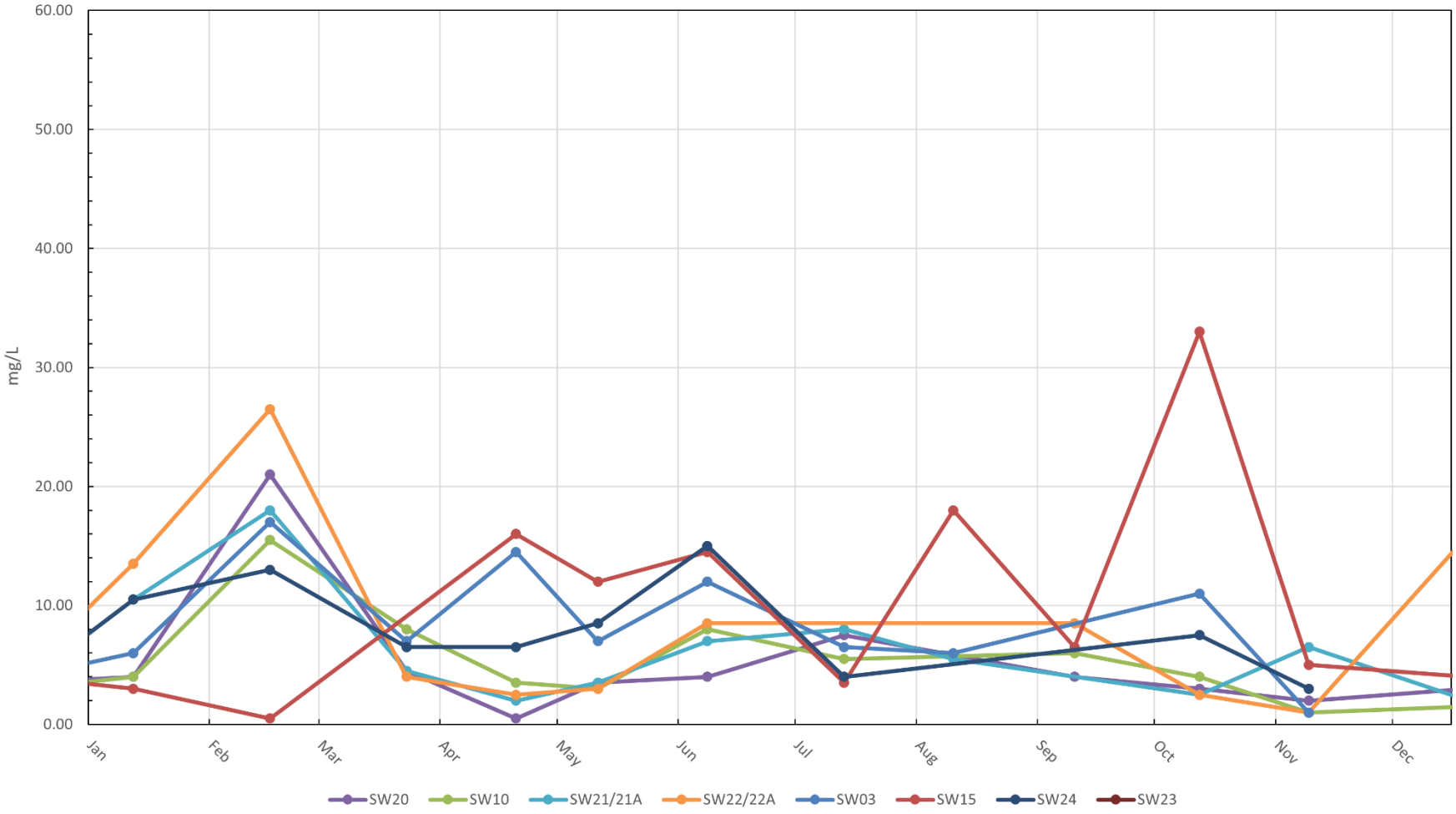

Figure 4a - Rainy River Mine, Total Arsenic in Pinewood River 2015-2021

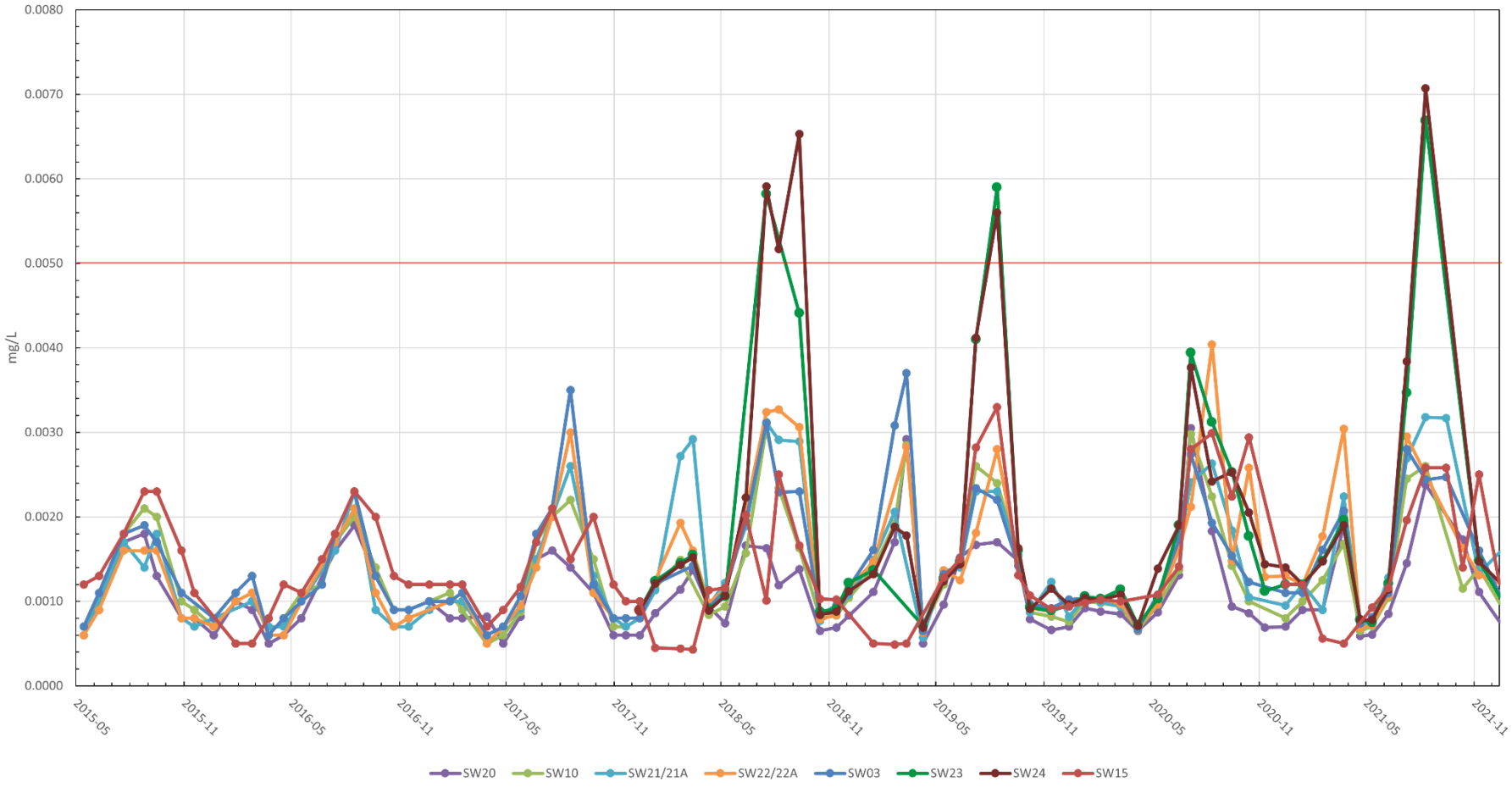

Figure 4b - Rainy River Mine, Total Arsenic in Pinewood River 2021

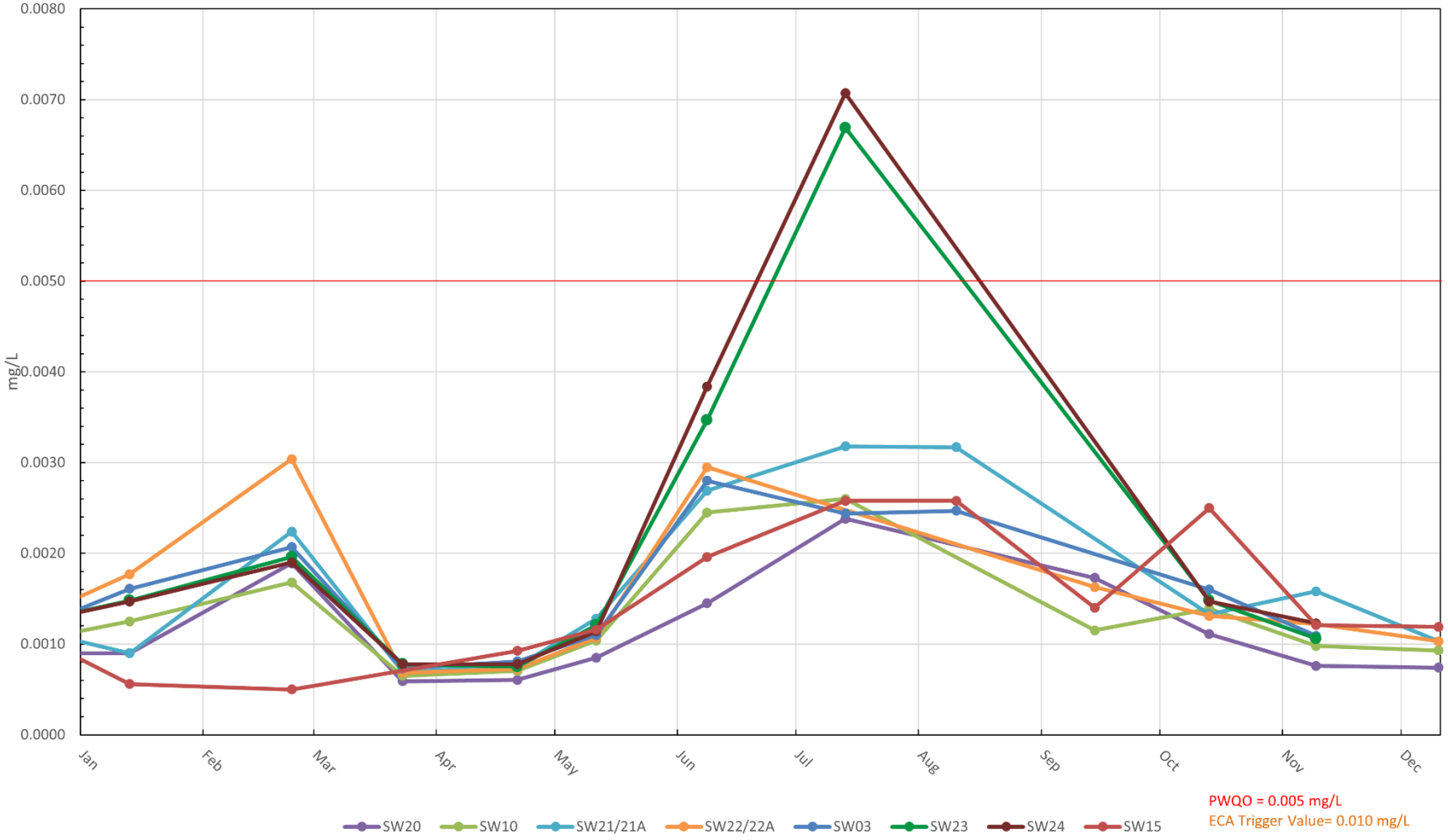

Figure 5a - Rainy River Mine, Total Copper in Pinewood River 2015-2021

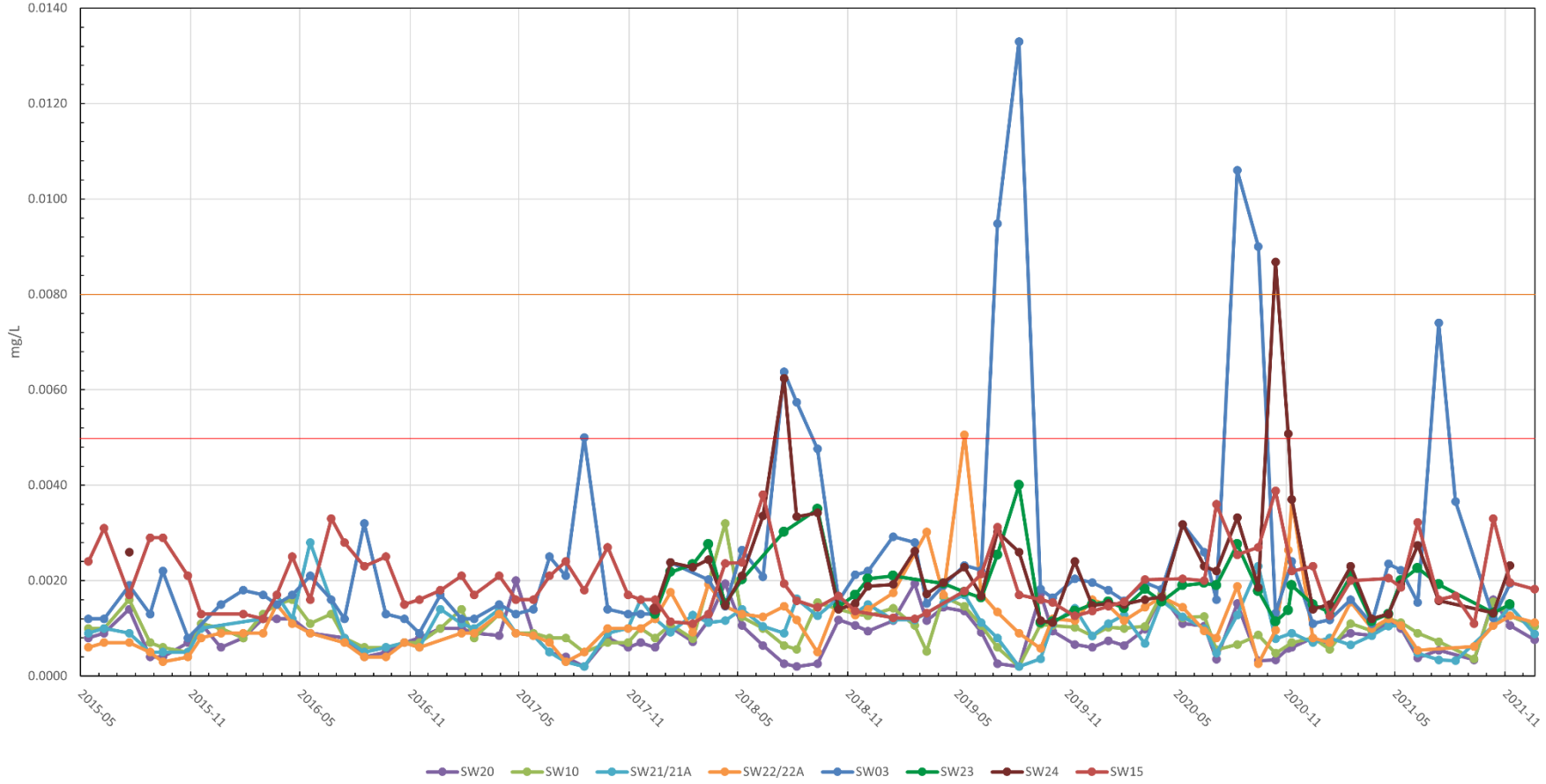

Figure 5b - Rainy River Mine, Total Copper in Pinewood River 2021

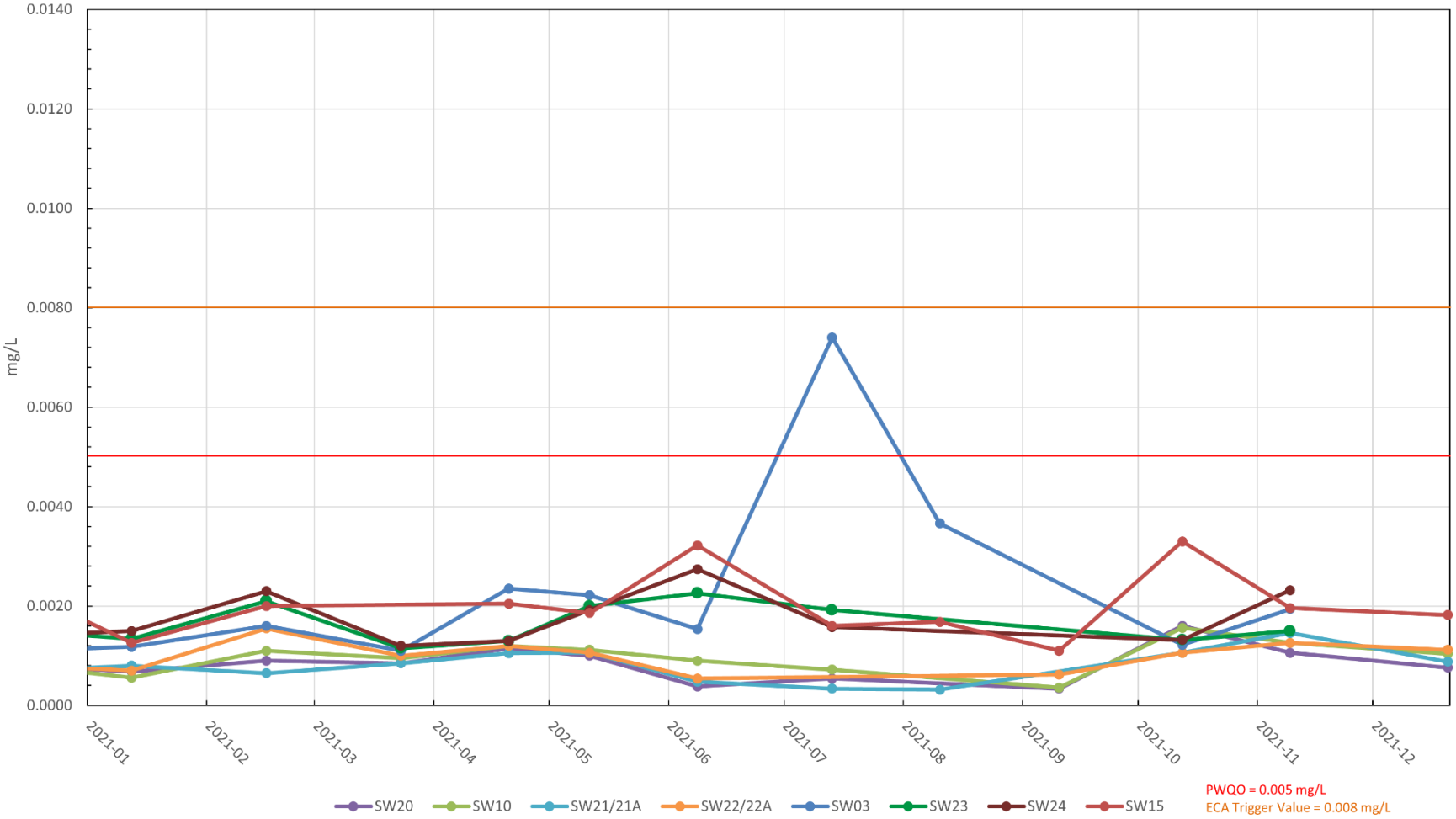

Figure 6a - Rainy River Mine, Total Lead in Pinewood River 2015-2021

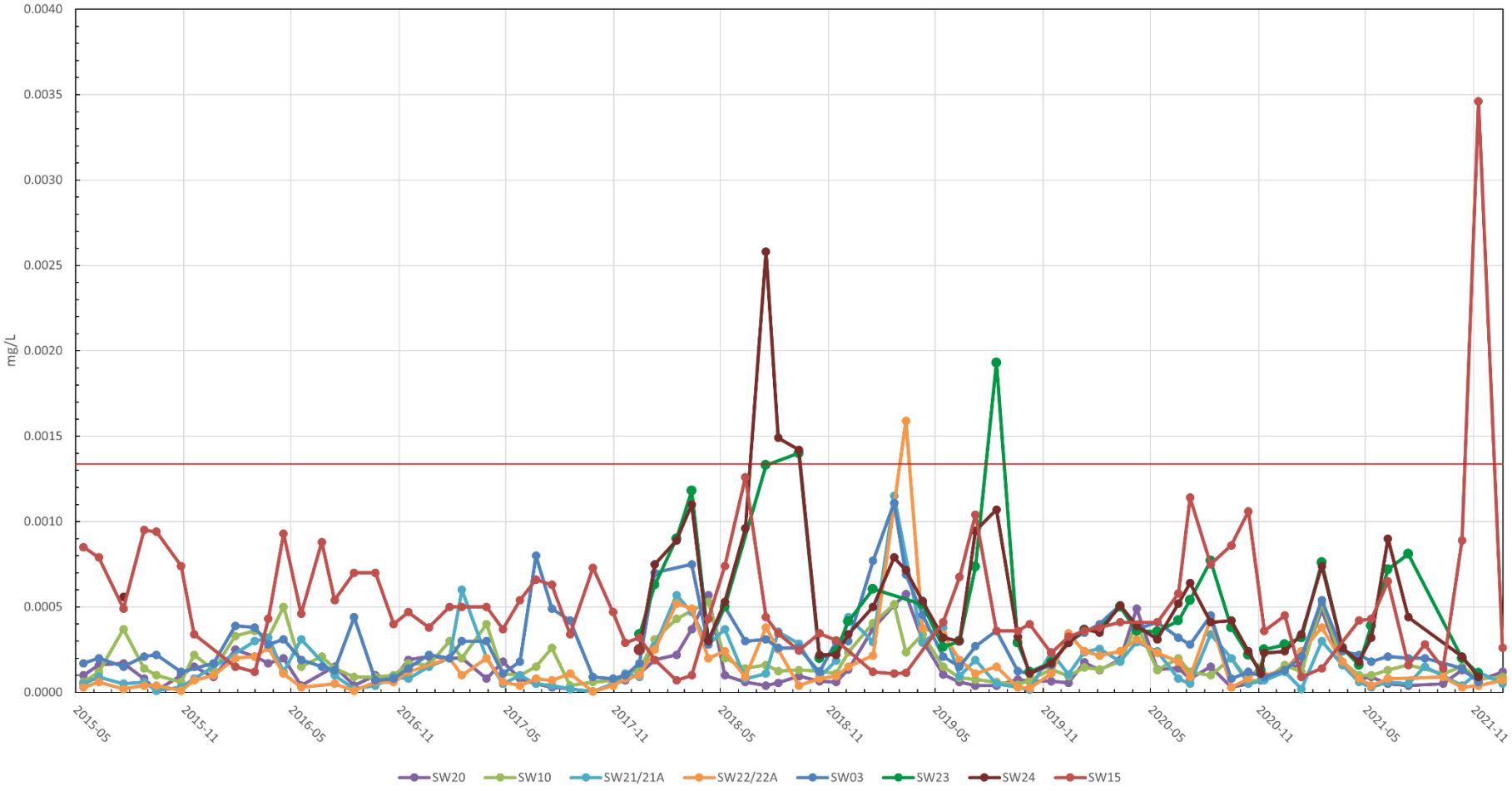

Figure 6b - Rainy River Mine, Total Lead in Pinewood River 2021

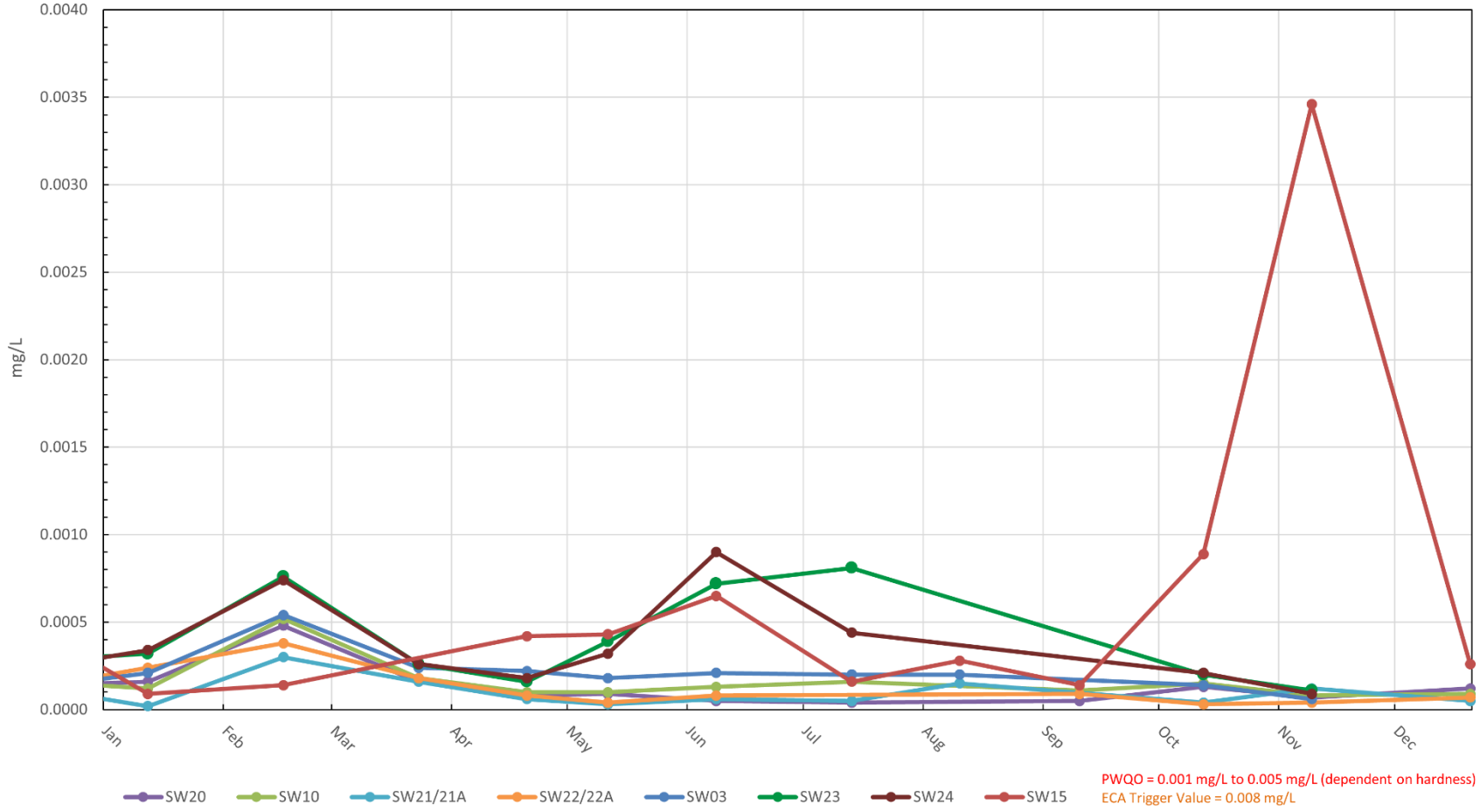

Figure 7a - Rainy River Mine, Total Nickel in Pinewood River 2015-2021

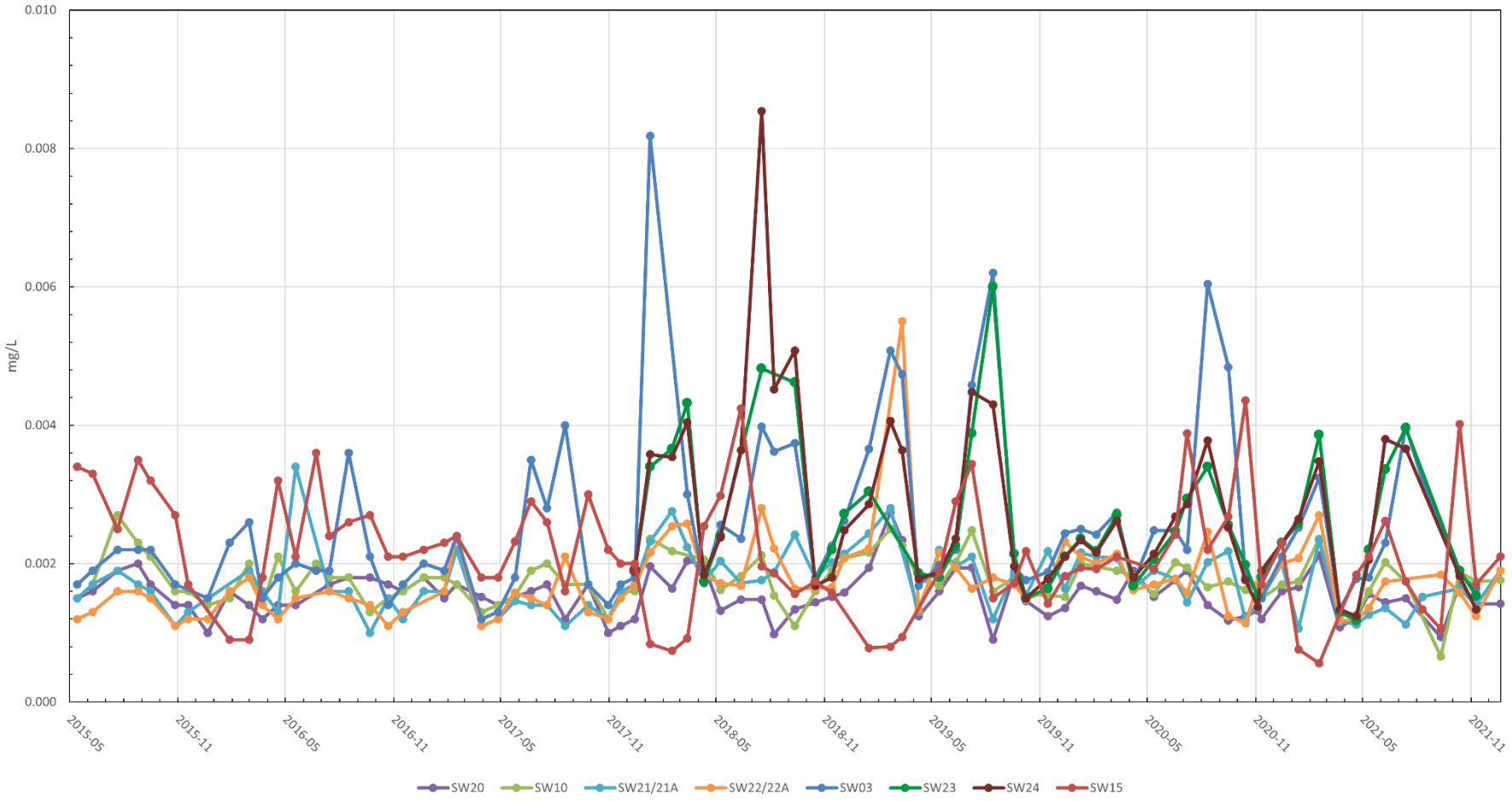

Figure 7b - Rainy River Mine, Total Nickel in Pinewood River 2021

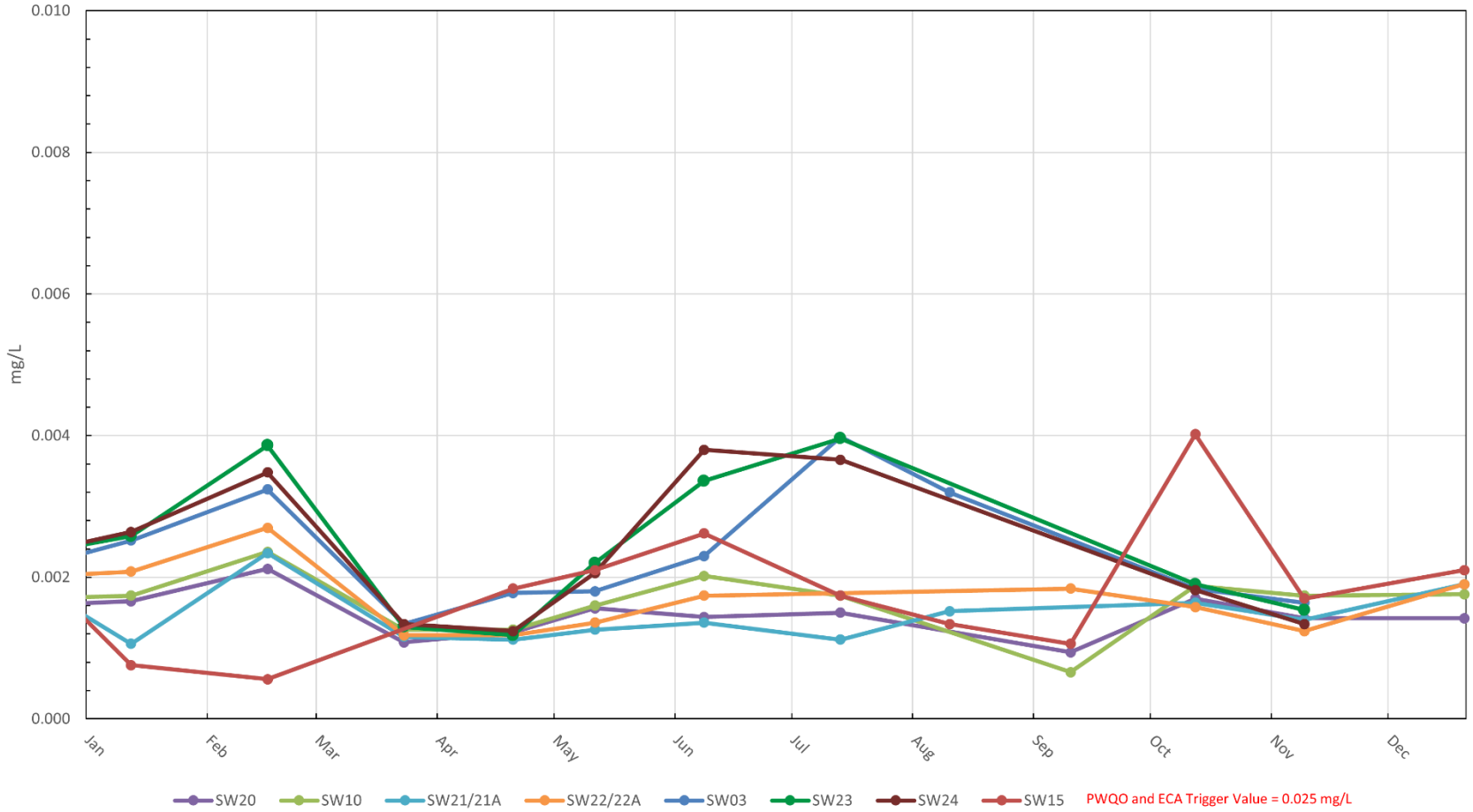

Figure 8a - Rainy River Mine, Total Phosphorus in Pinewood River 2017-2021

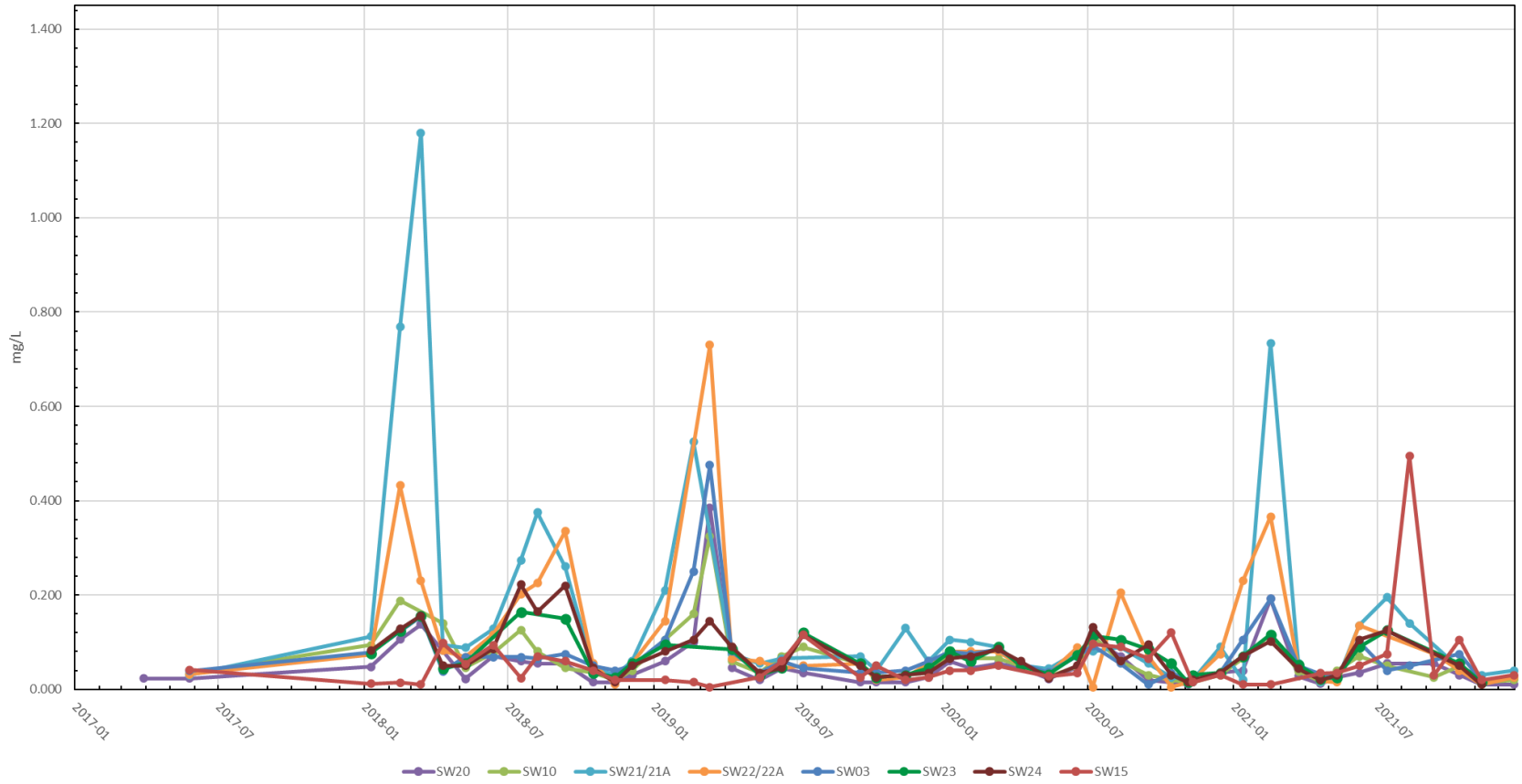

Figure 8b - Rainy River Mine, Total Phosphorus in Pinewood River 2021

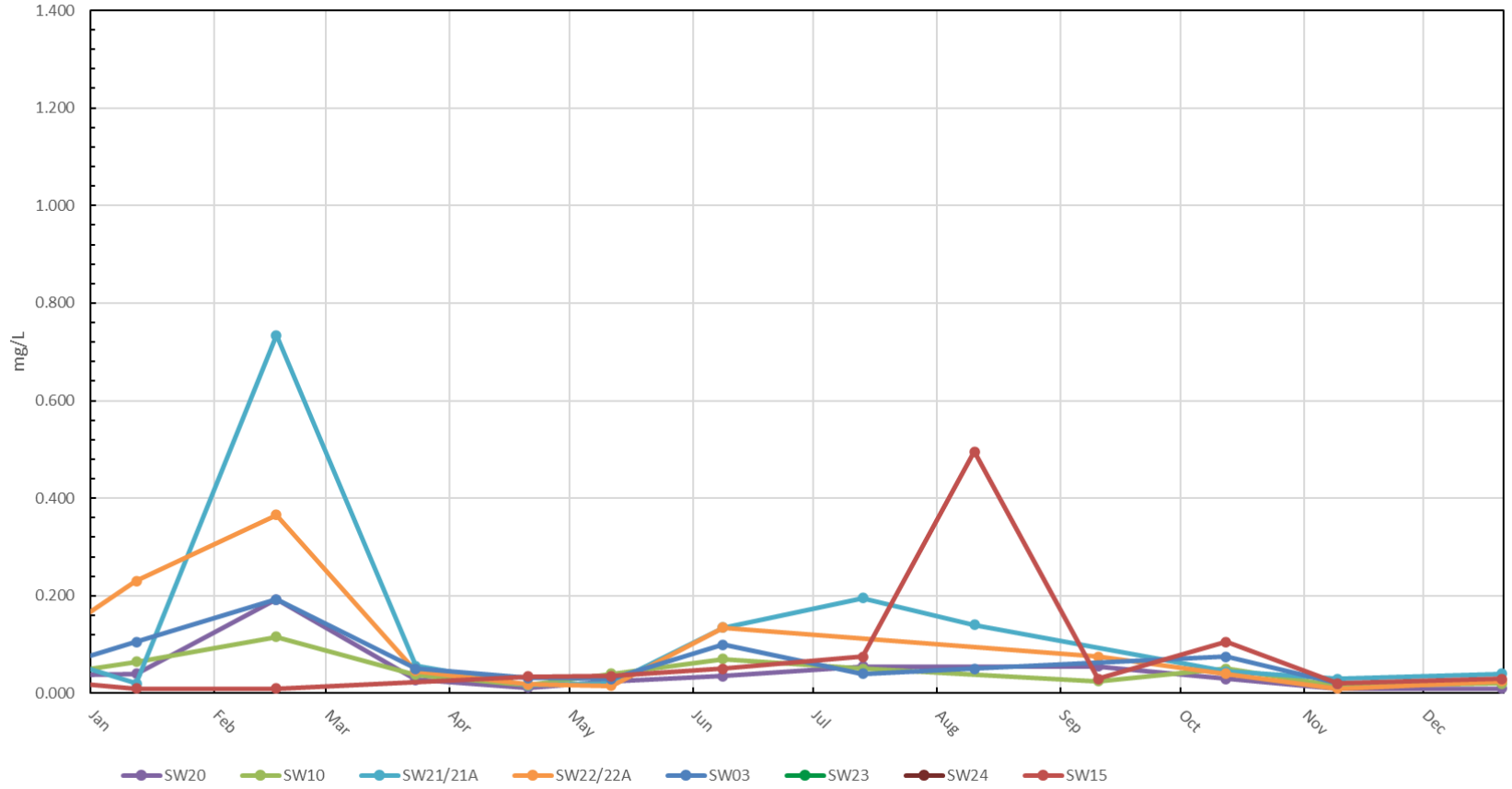

Figure 9a - Rainy River Mine, Total Zinc in Pinewood River 2015-2021

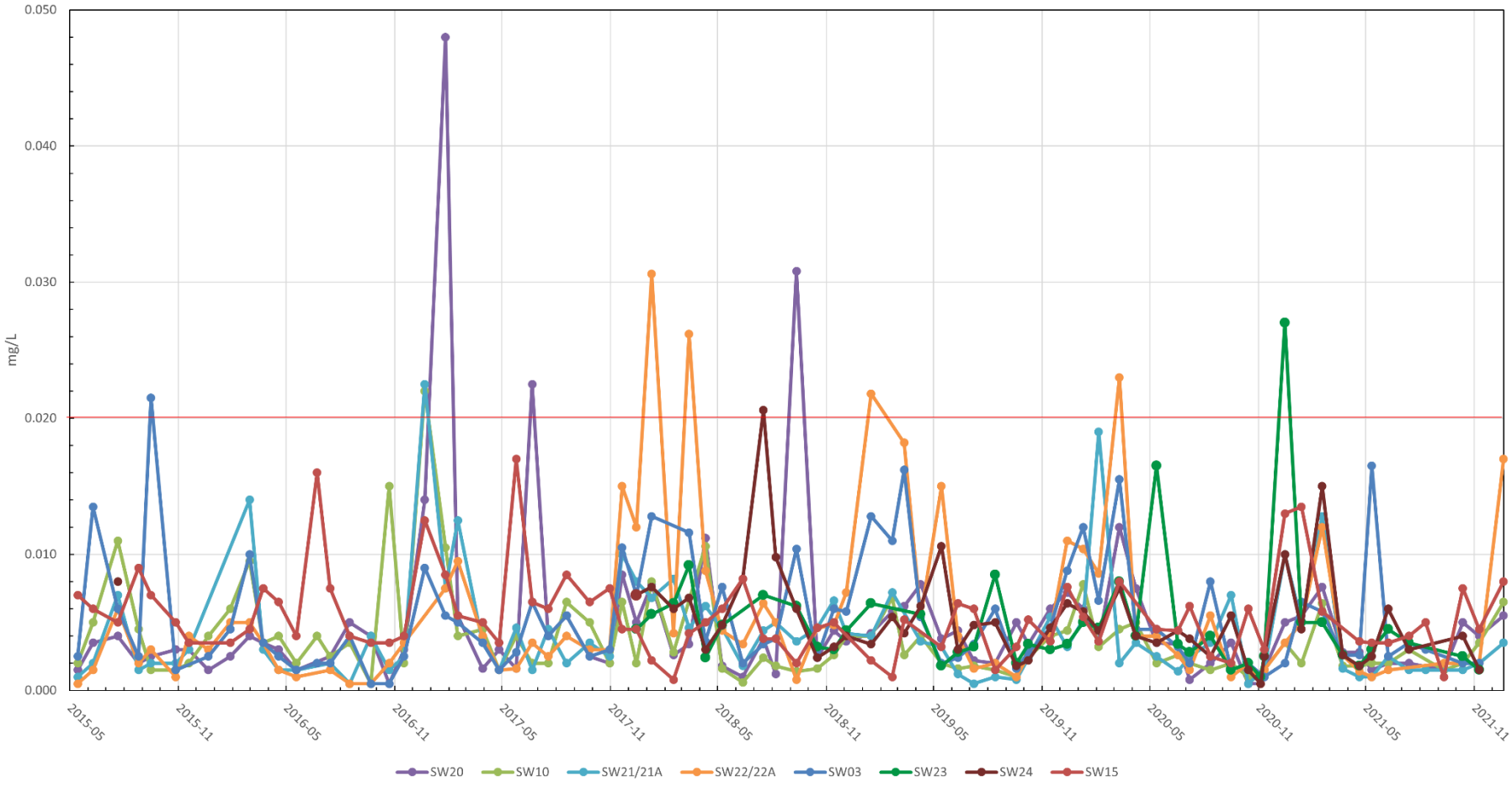

Figure 9b - Rainy River Mine, Total Zinc in Pinewood River 2021

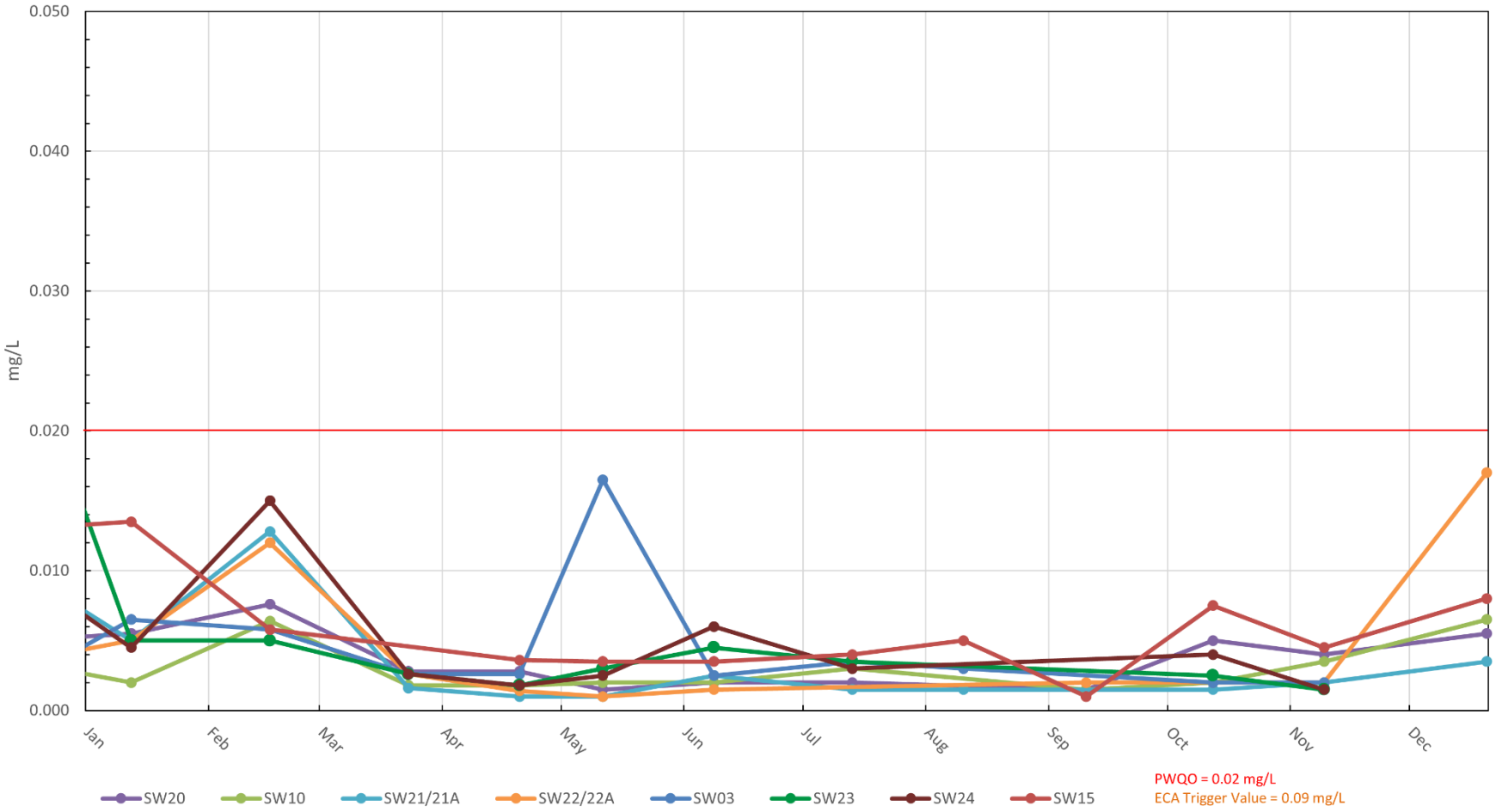

Figure 10a - Rainy River Mine, Total Mercury in Pinewood River 2015-2021

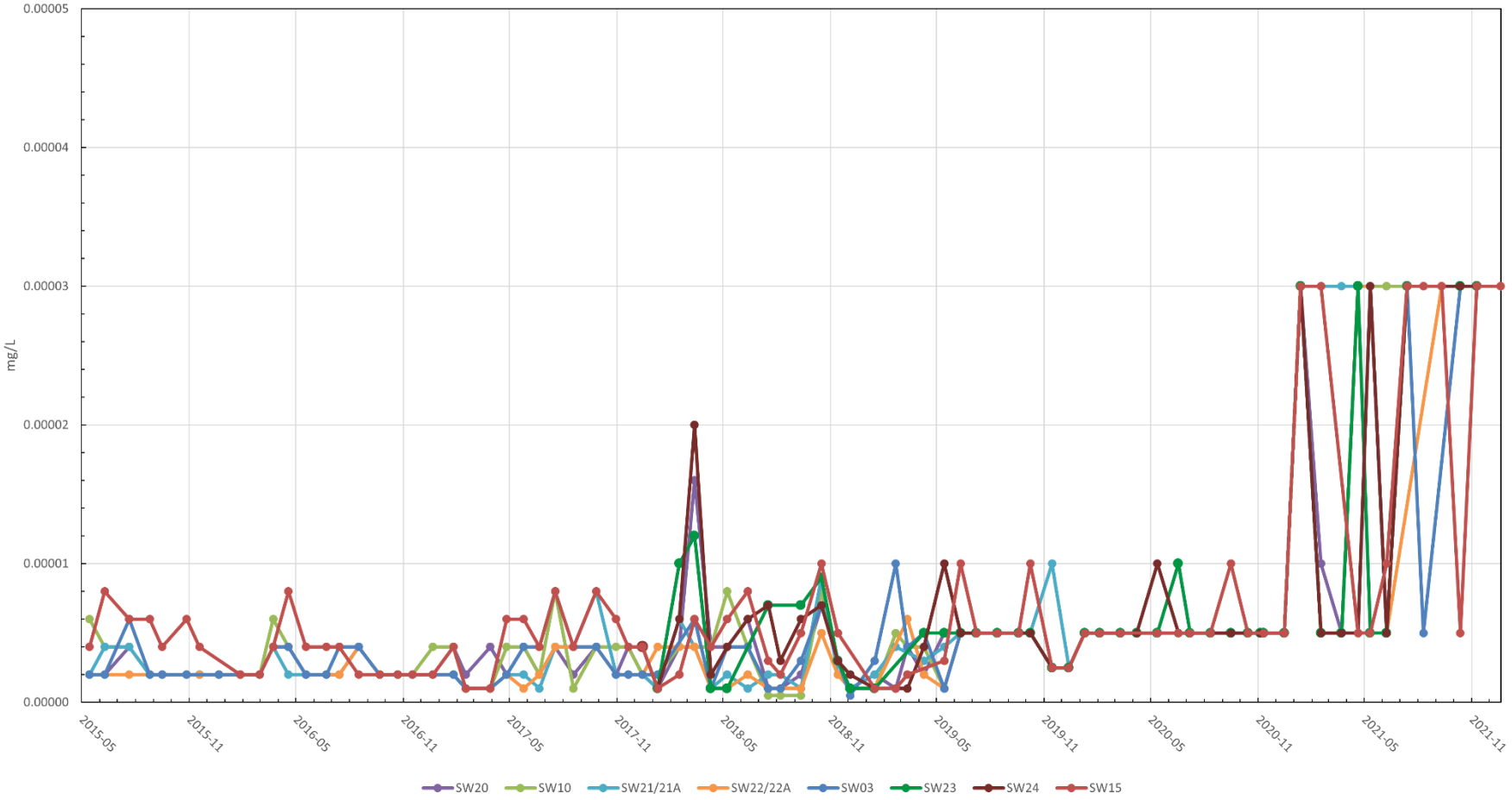

Figure 10b - Rainy River Mine, Total Mercury in Pinewood River 2021

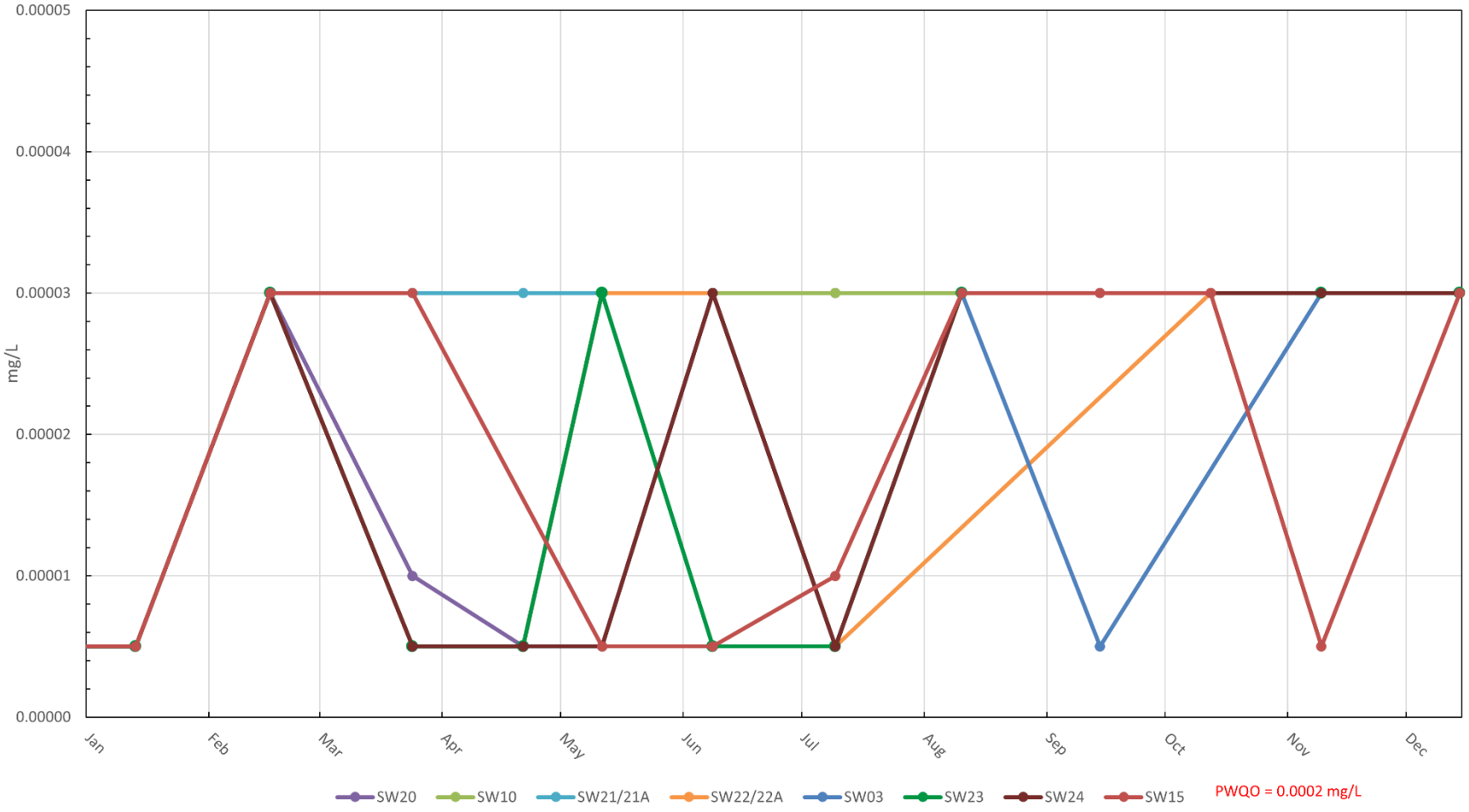

Figure 11a - Rainy River Mine, Un-ionized Ammonia in Pinewood River 2015-2021

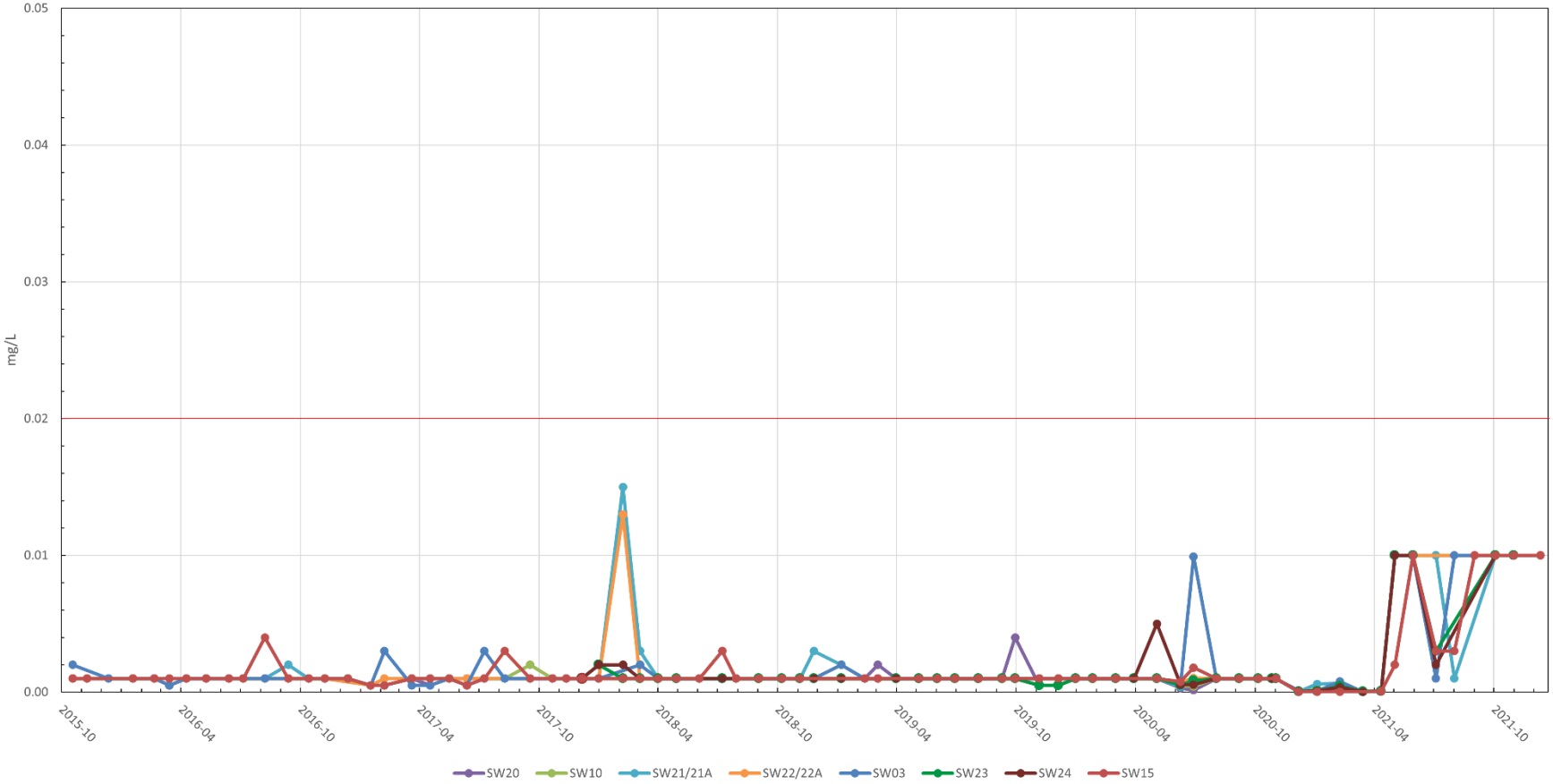

Figure 11b - Rainy River Mine, Un-ionized Ammonia in Pinewood River 2021

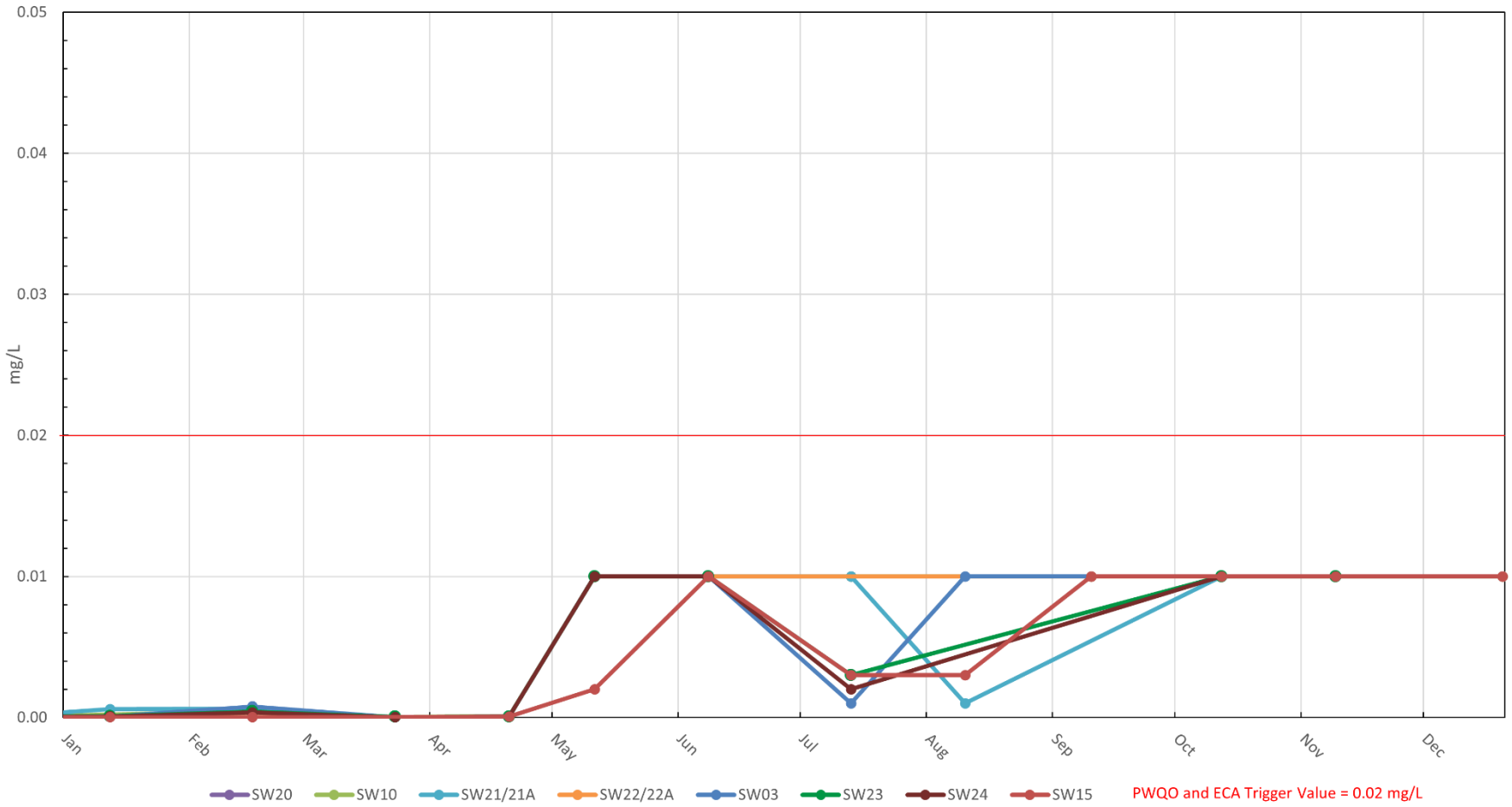

Figure 12a - Rainy River Mine, Free Cyanide in Pinewood River 2018-2021

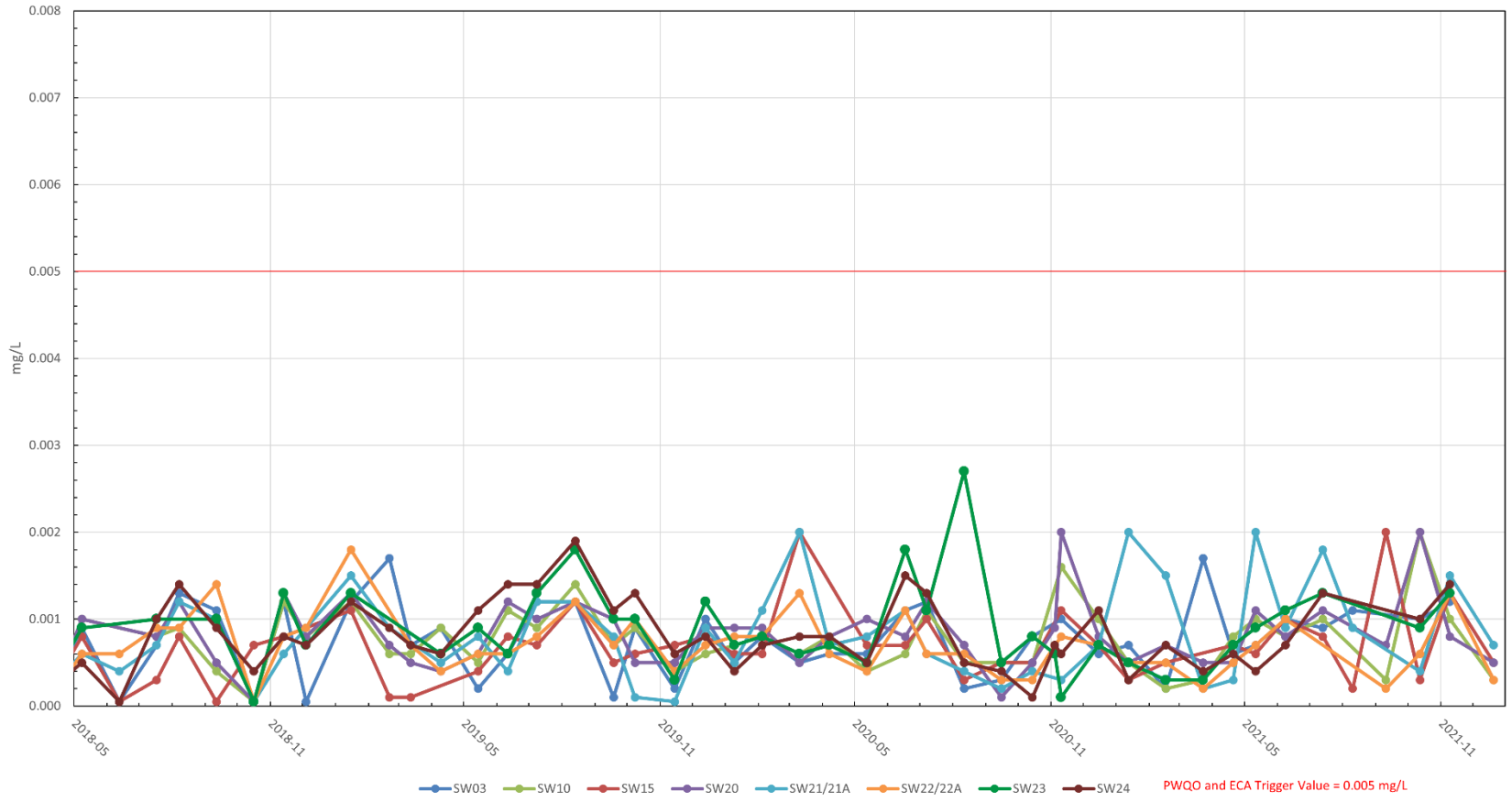

Figure 12b - Rainy River Mine, Free Cyanide in Pinewood River 2021

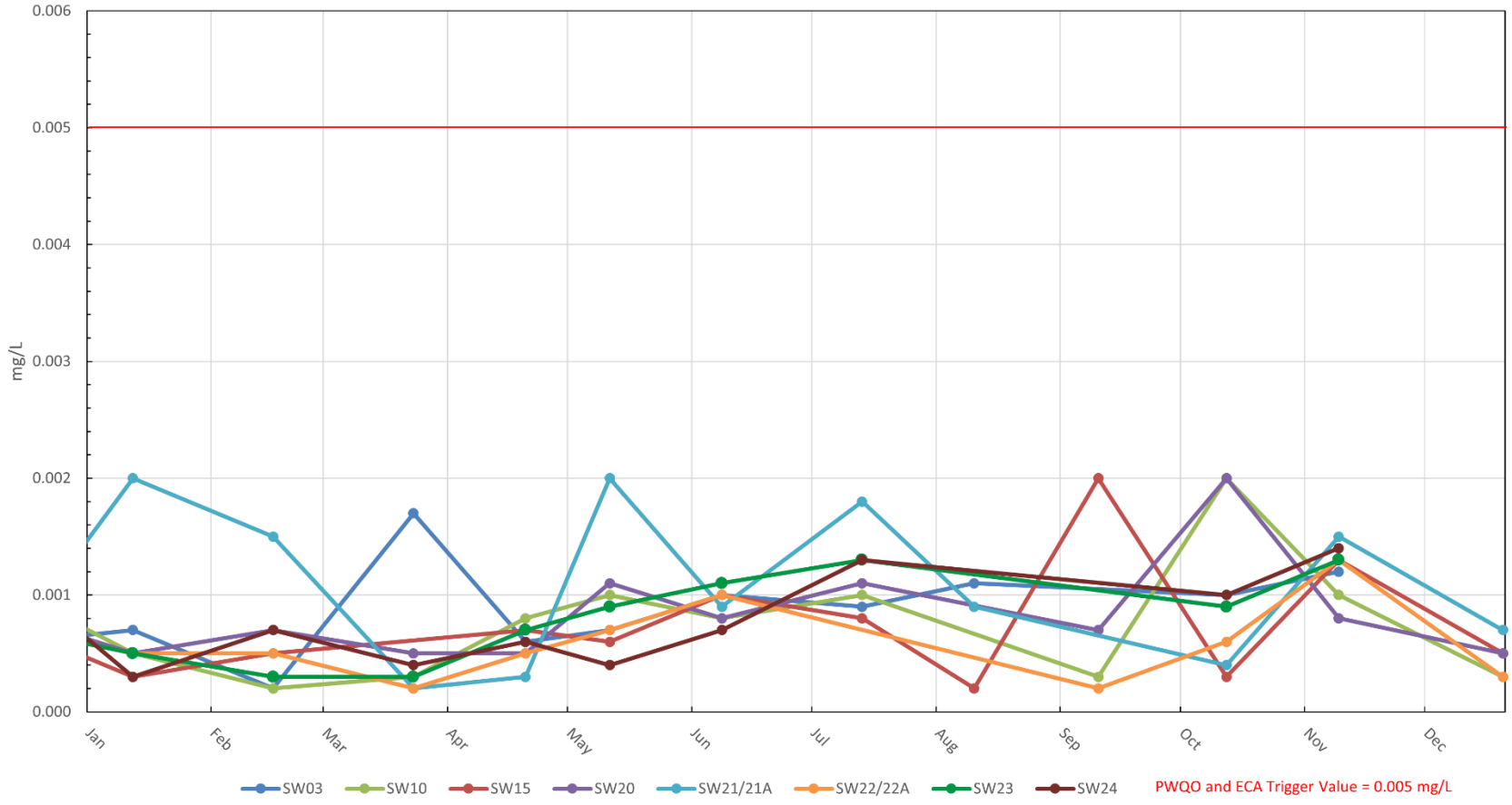

Figure 13a - Rainy River Mine, Field pH levels in Area Creeks 2015-2021

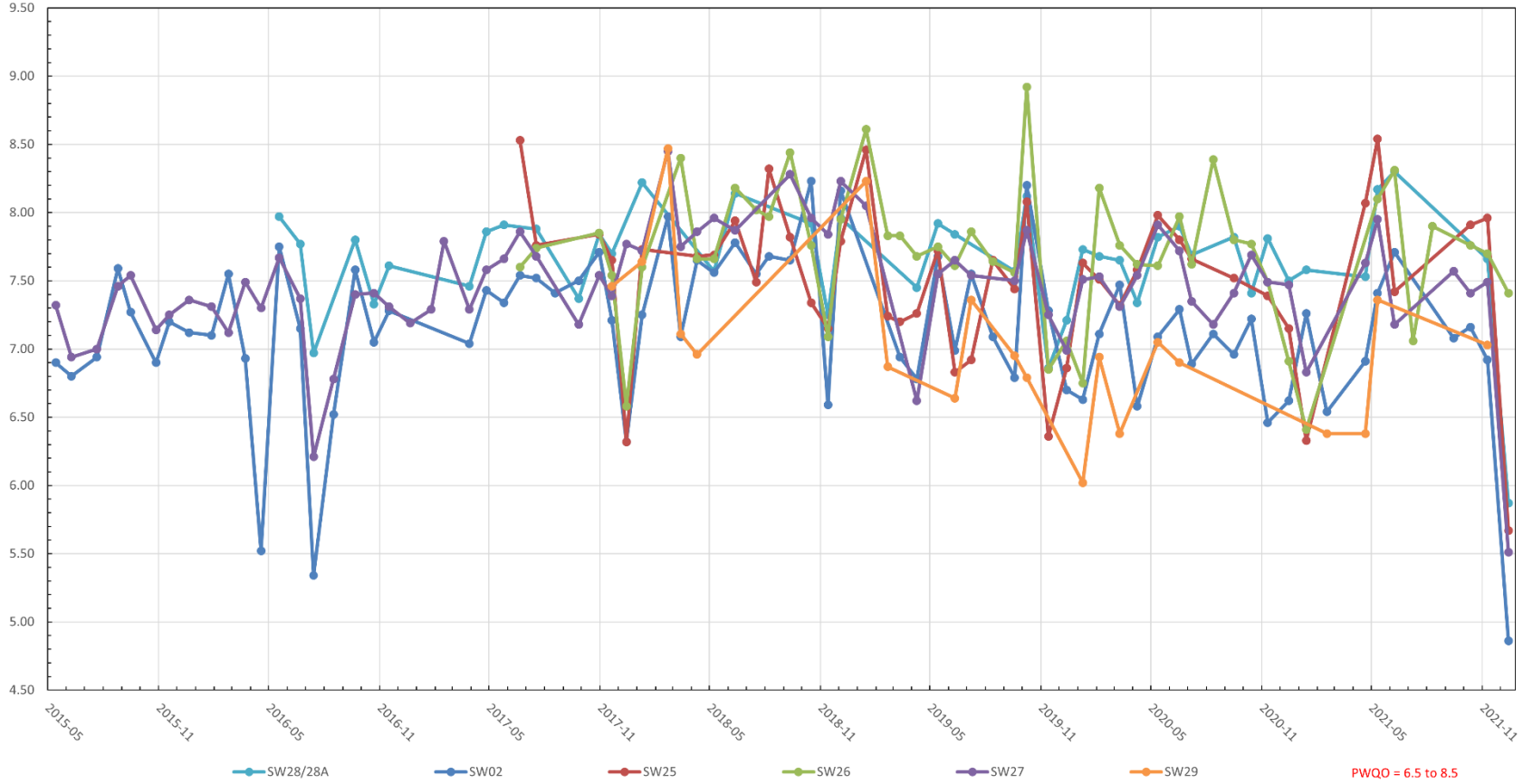

Figure 13b - Rainy River Mine, Field pH levels in Area Creeks 2021

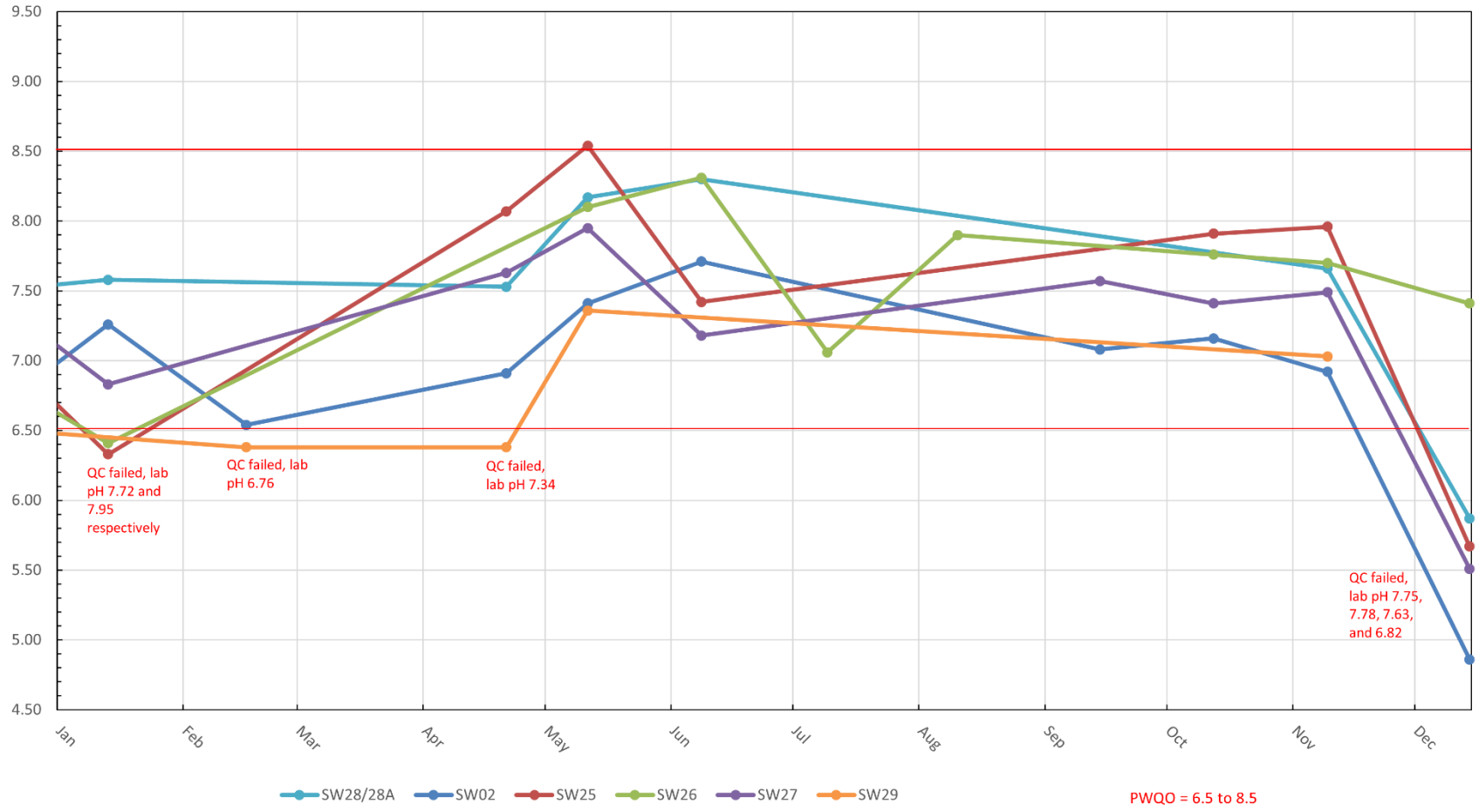

Figure 14a - Rainy River Mine, Total Suspended Solids Concentration in Area Creeks 2015-2021

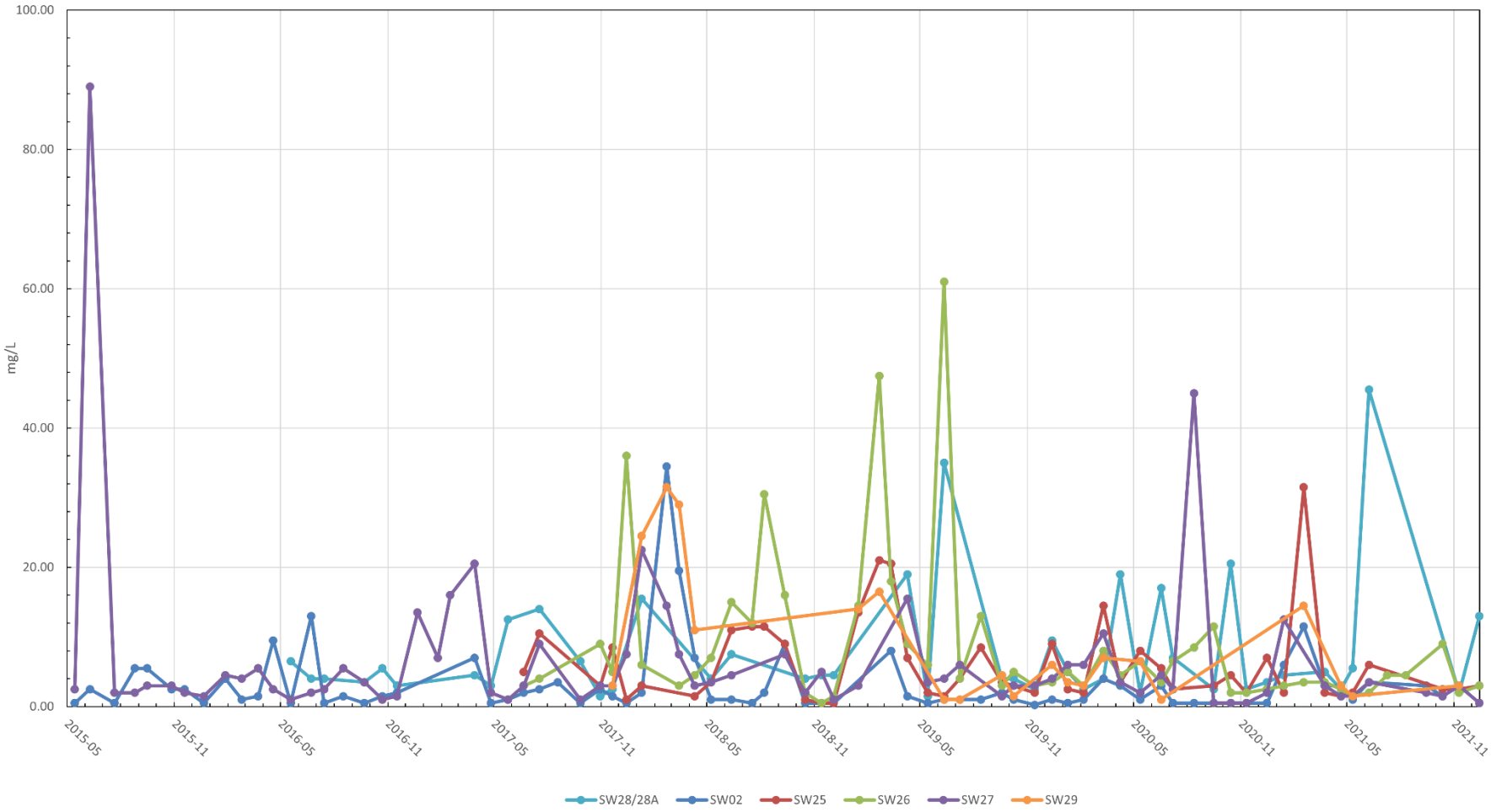

Figure 14b - Rainy River Mine, Total Suspended Solids Concentration in Area Creeks 2021

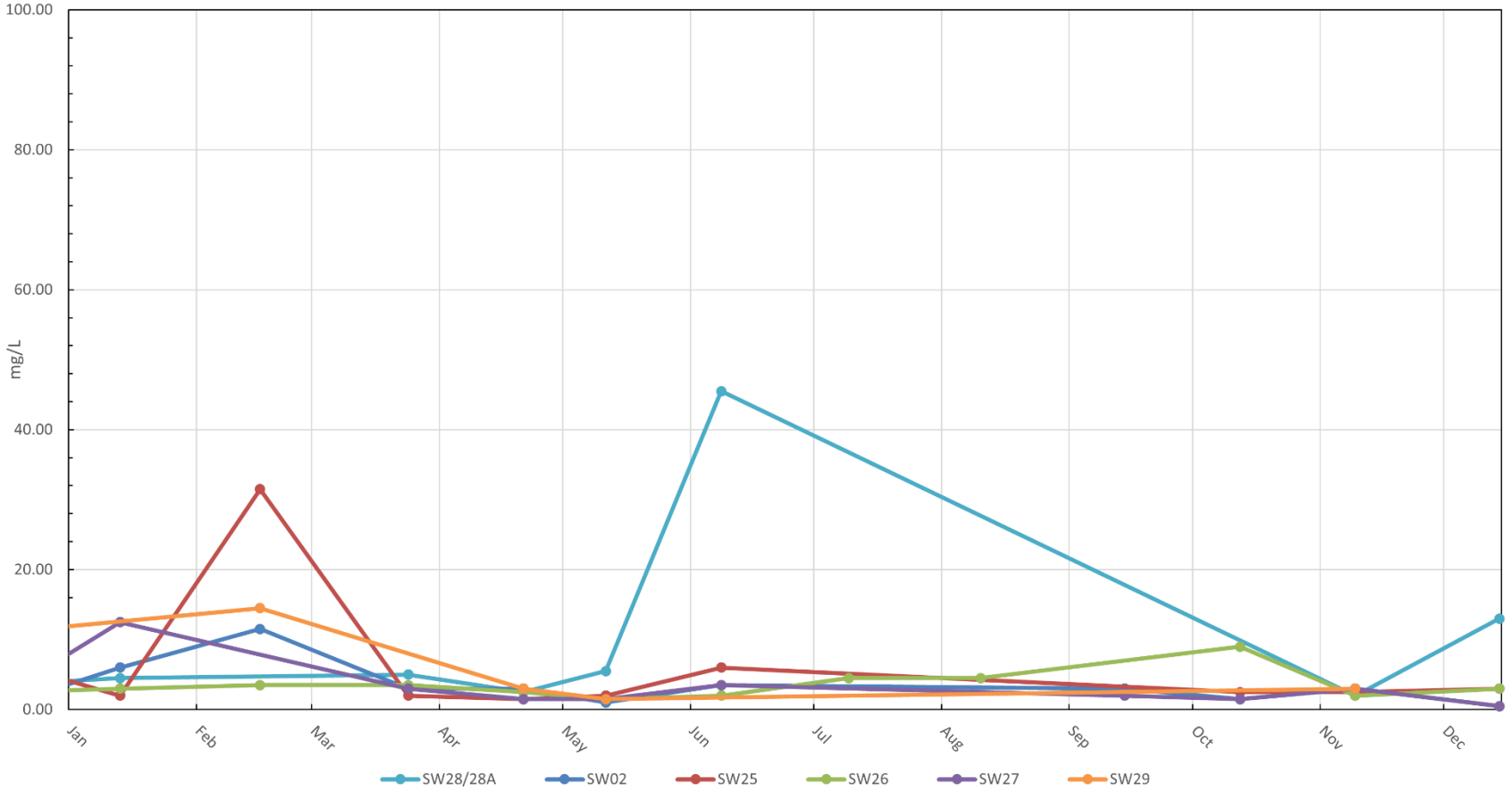

Figure 15a - Rainy River Mine, Total Arsenic in Area Creeks 2015-2021

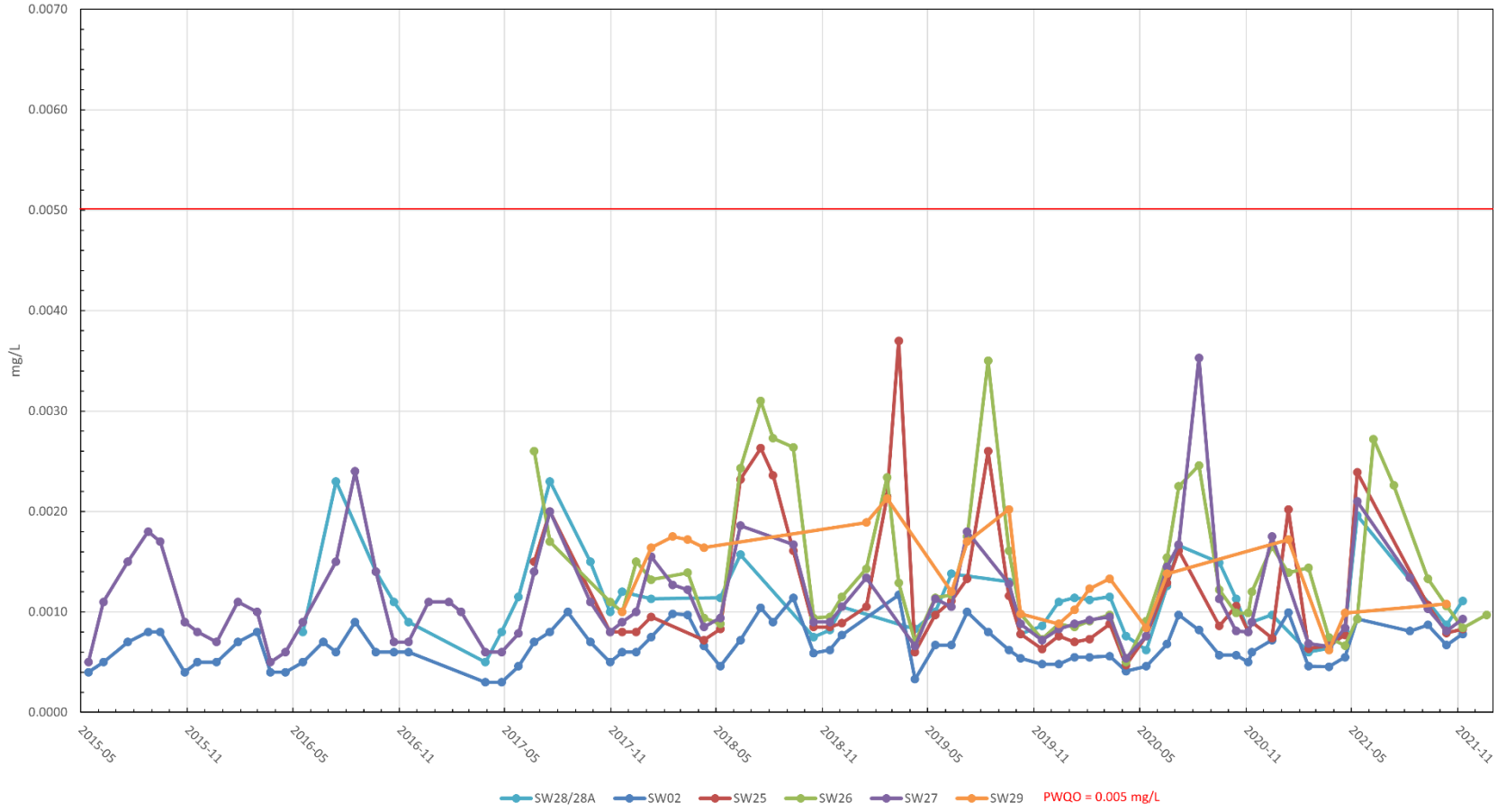

Figure 15b - Rainy River Mine, Total Arsenic in Area Creeks 2021

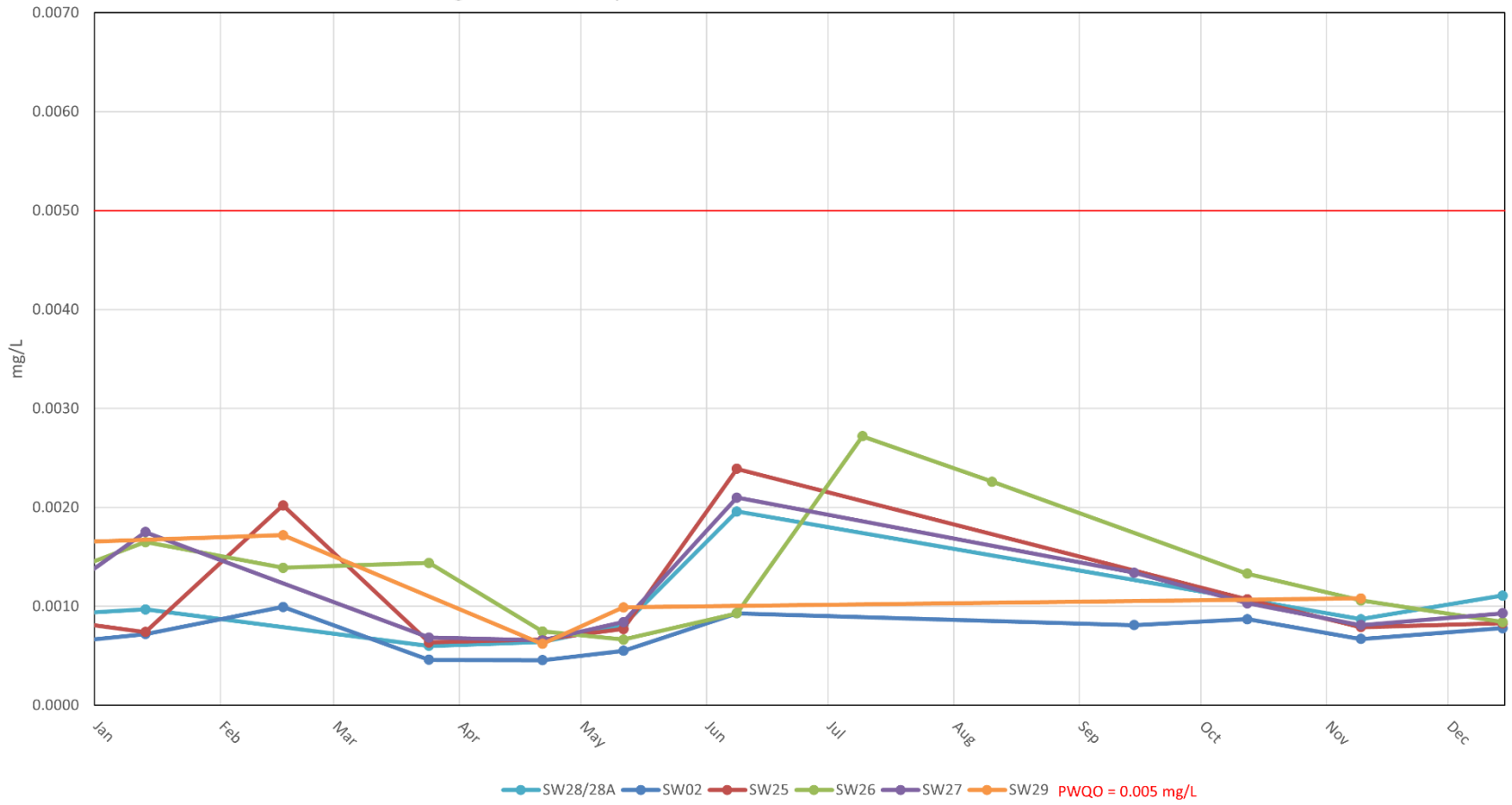

Figure 16a- Rainy River Mine, Total Copper in Area Creeks 2015-2021

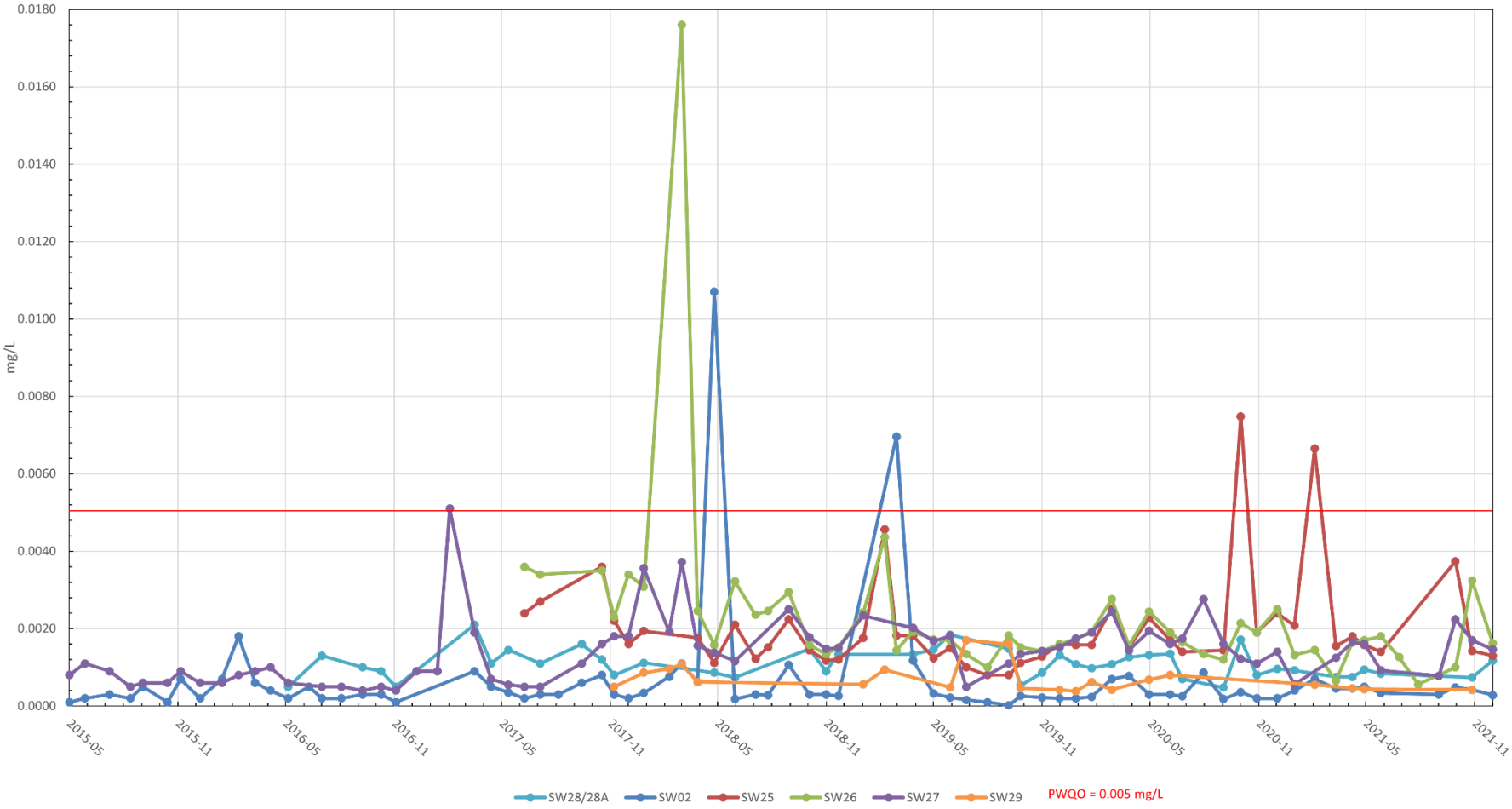

Figure 16b - Rainy River Mine, Total Copper in Area Creeks 2021

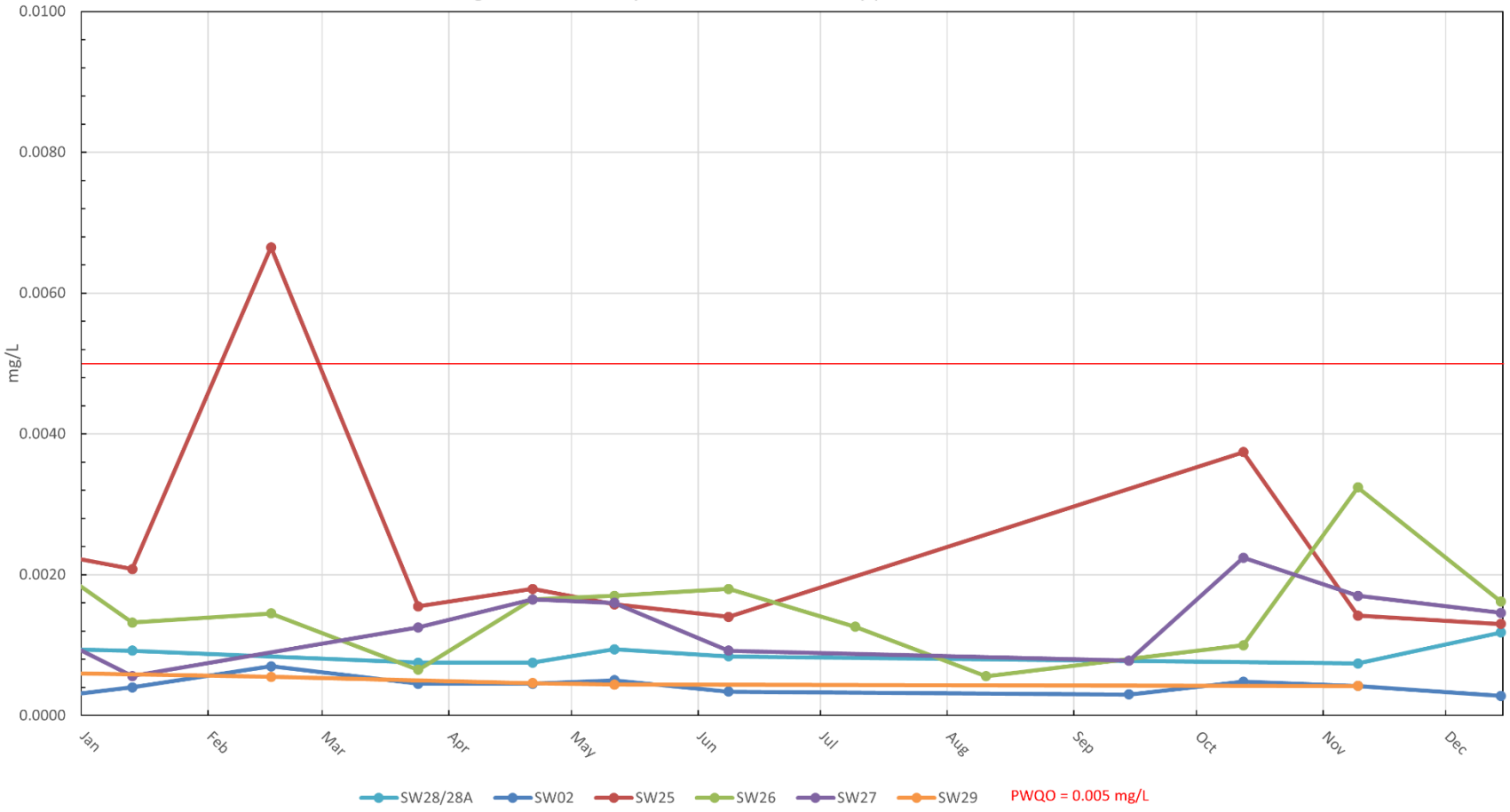

Figure 17a - Rainy River Mine, Total Lead in Area Creeks 2015-2021

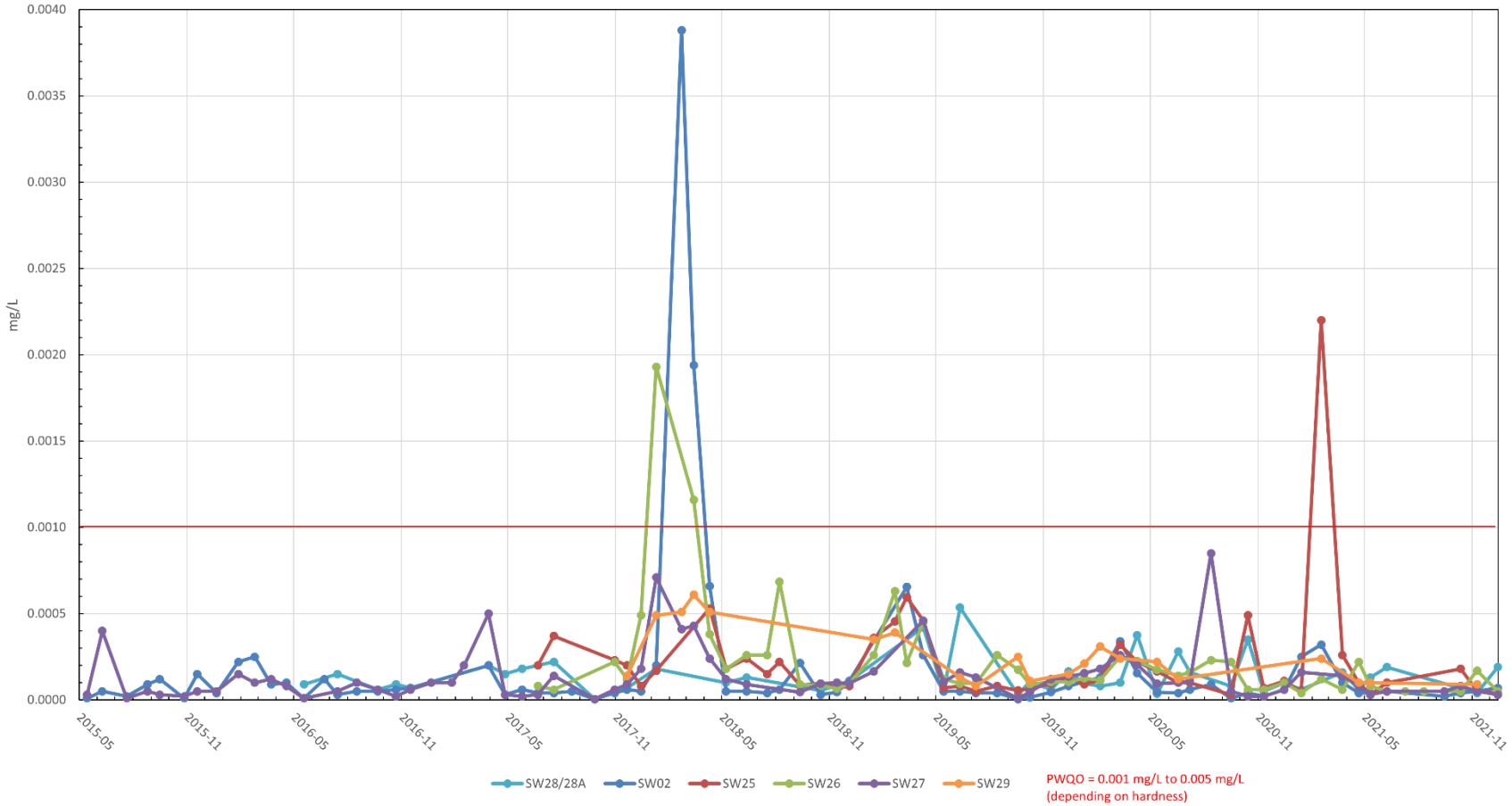

Figure 17b - Rainy River Mine, Total Lead in Area Creeks 2021

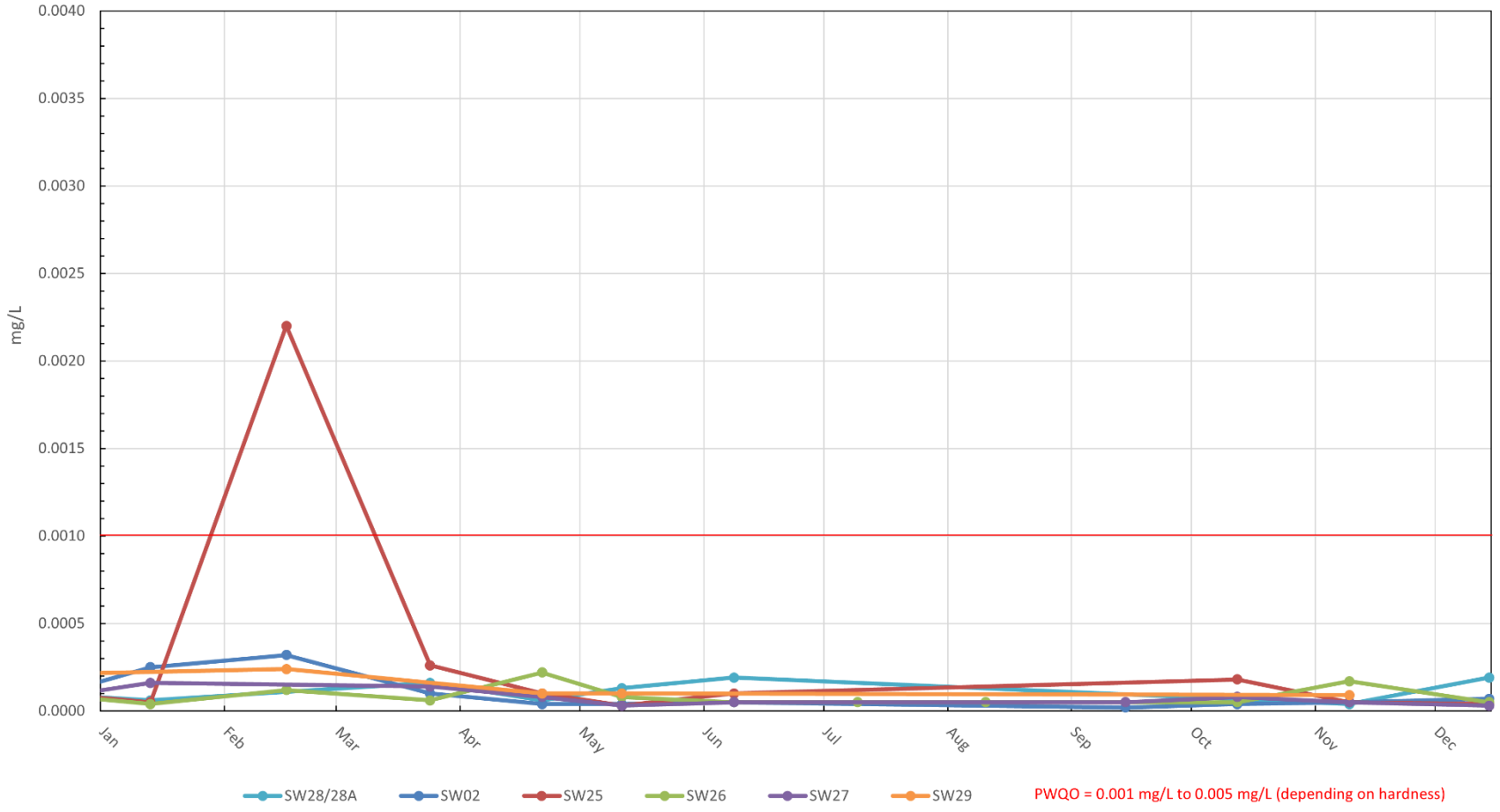

Figure 18a - Rainy River Mine, Total Nickel in Area Creeks 2015-2021

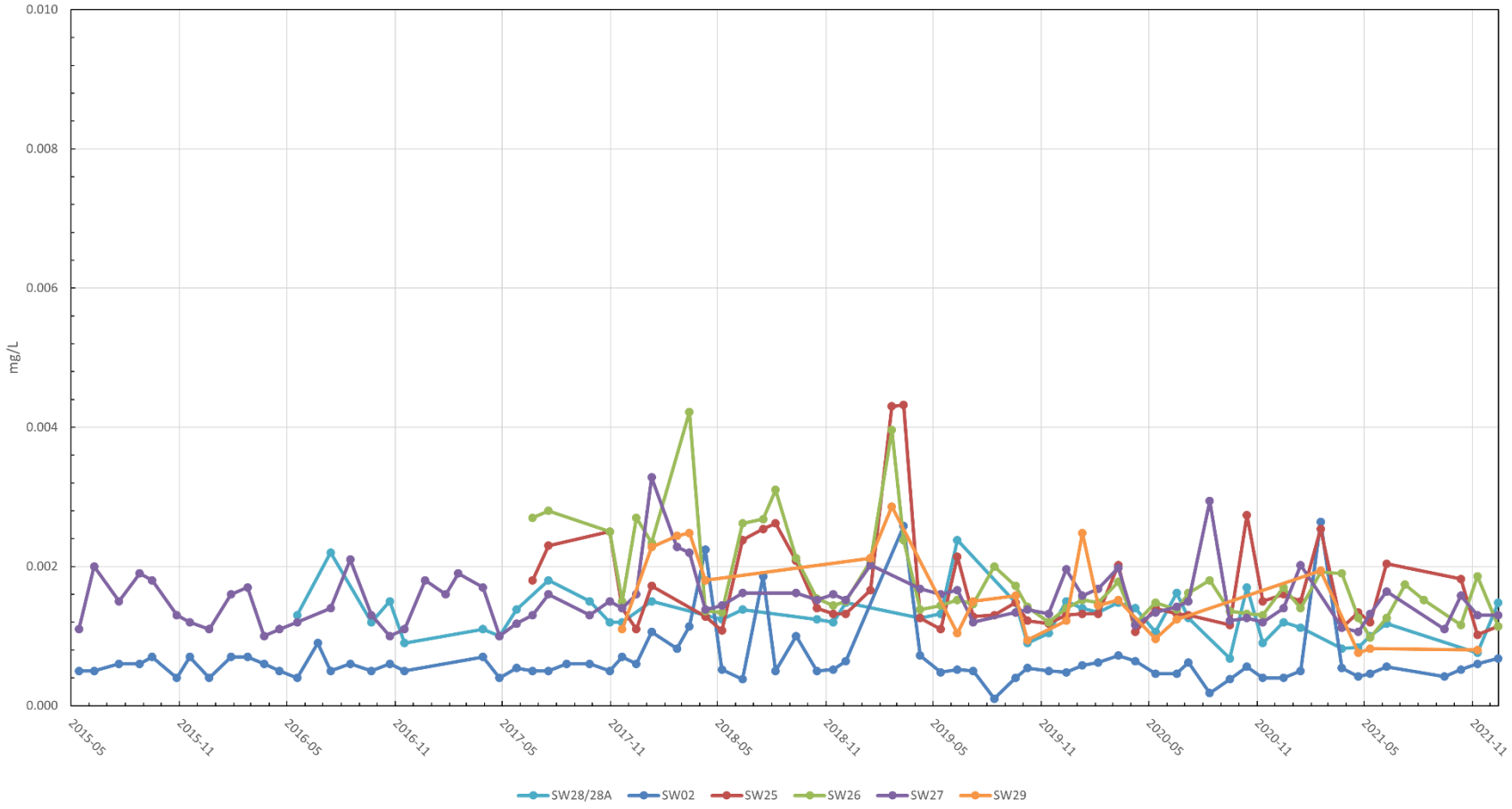

Figure 18b - Rainy River Mine, Total Nickel in Area Creeks 2021

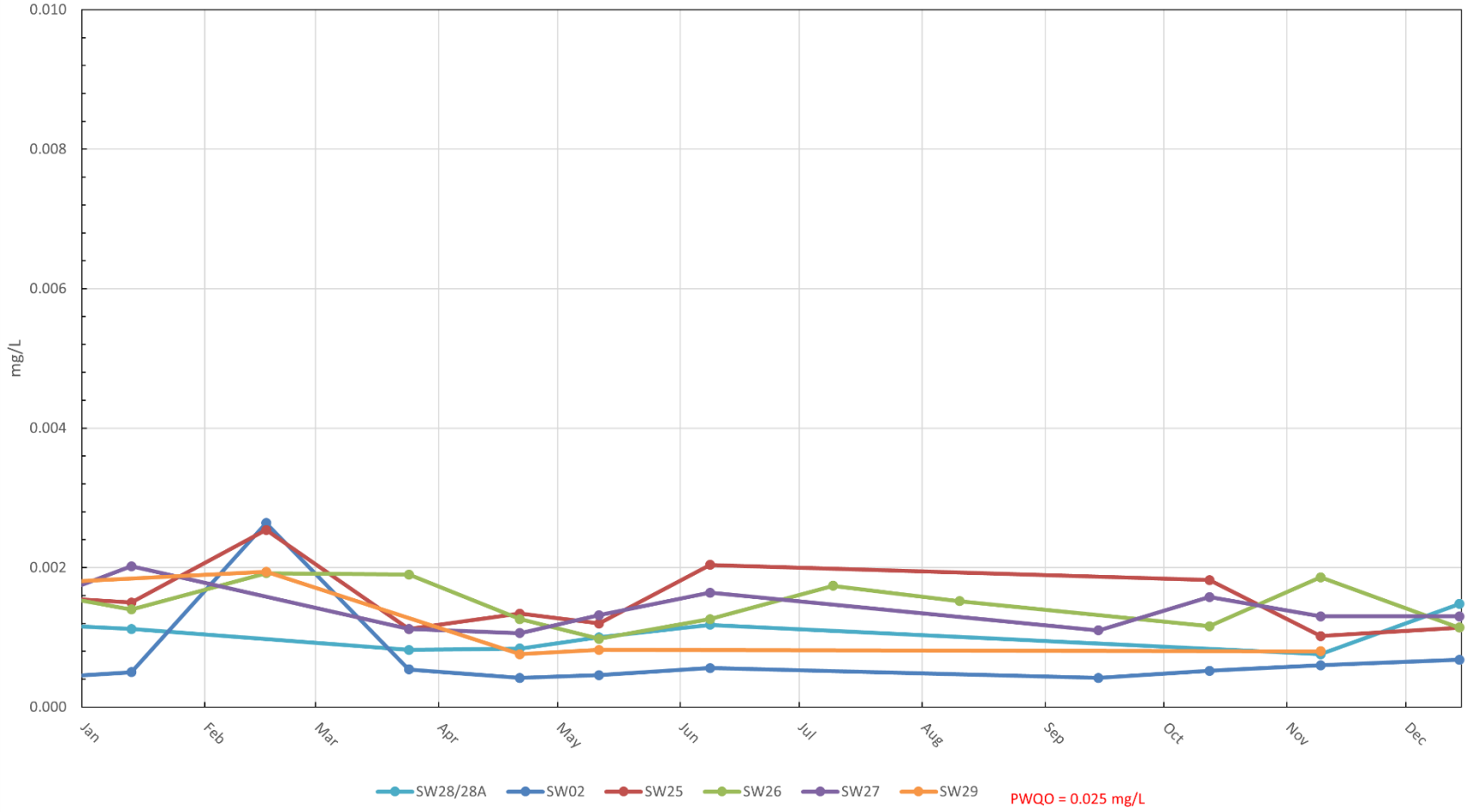

Figure 19a - Rainy River Mine, Total Phosphorus in Area Creeks 2017-2021

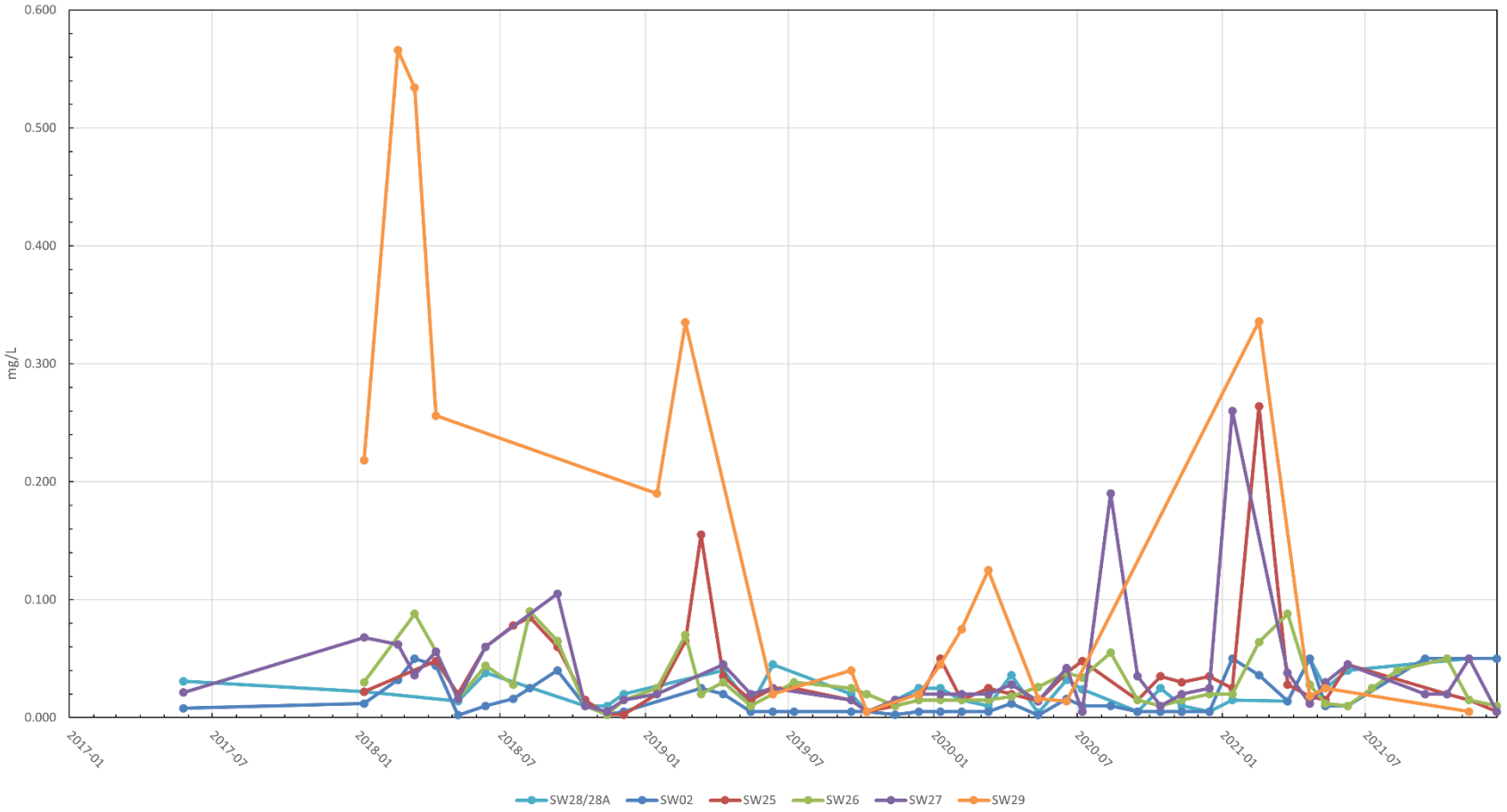

Figure 19b - Rainy River Mine, Total Phosphorus in Area Creeks 2021

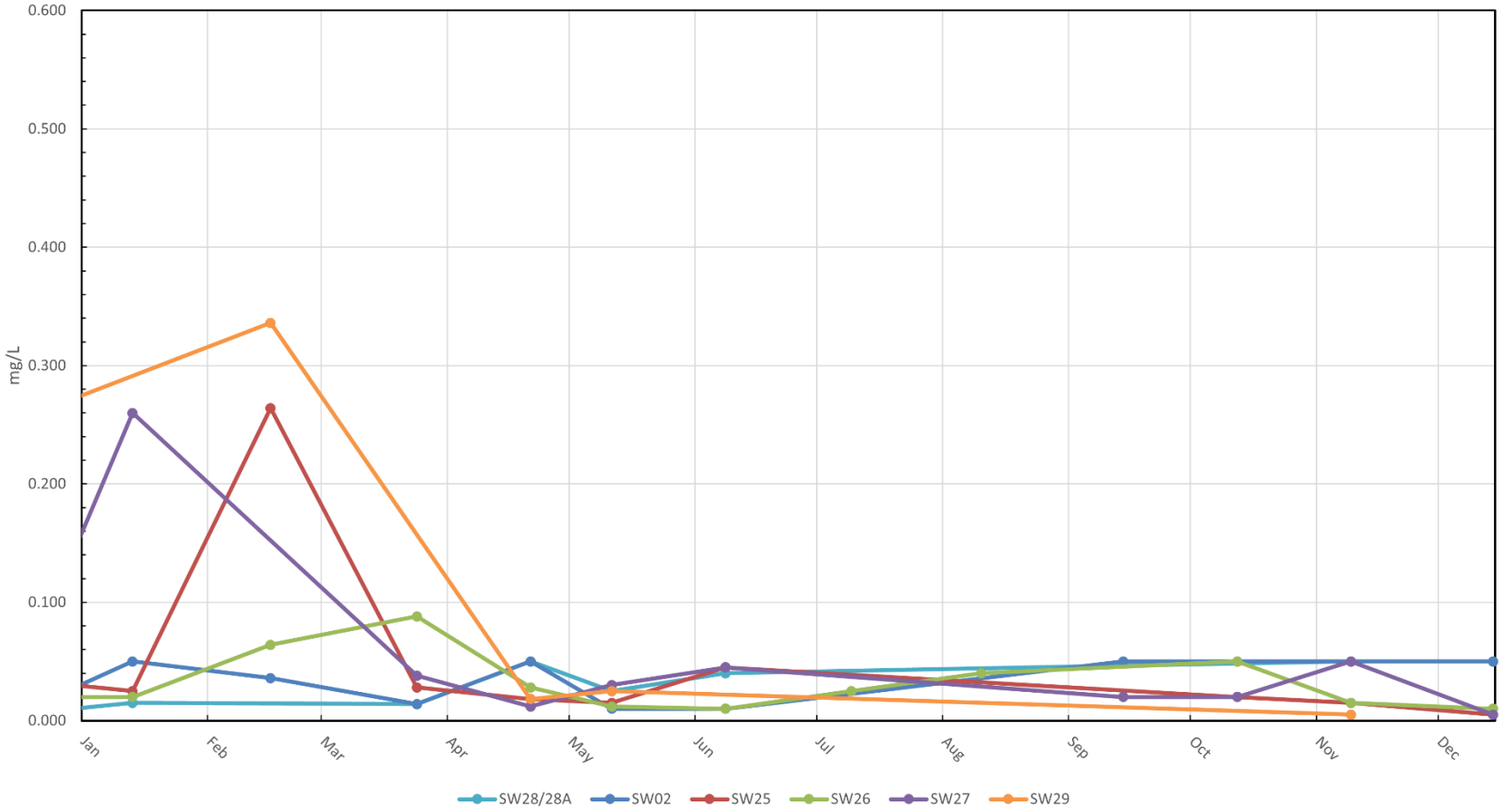

Figure 20a - Rainy River Mine, Total Zinc in Area Creeks 2015-2021

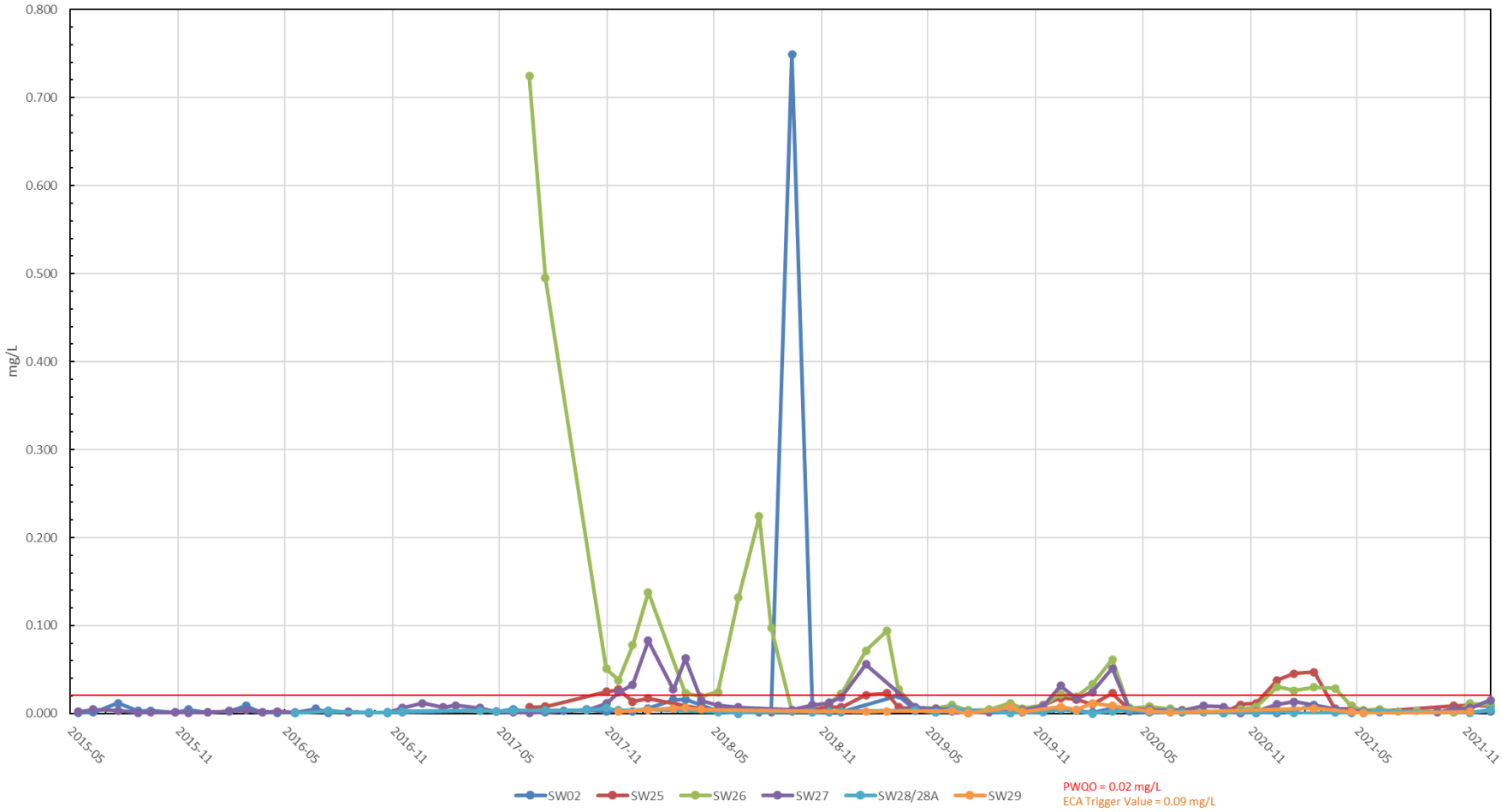

Figure 20b - Rainy River Mine, Total Zinc in Area Creeks 2021

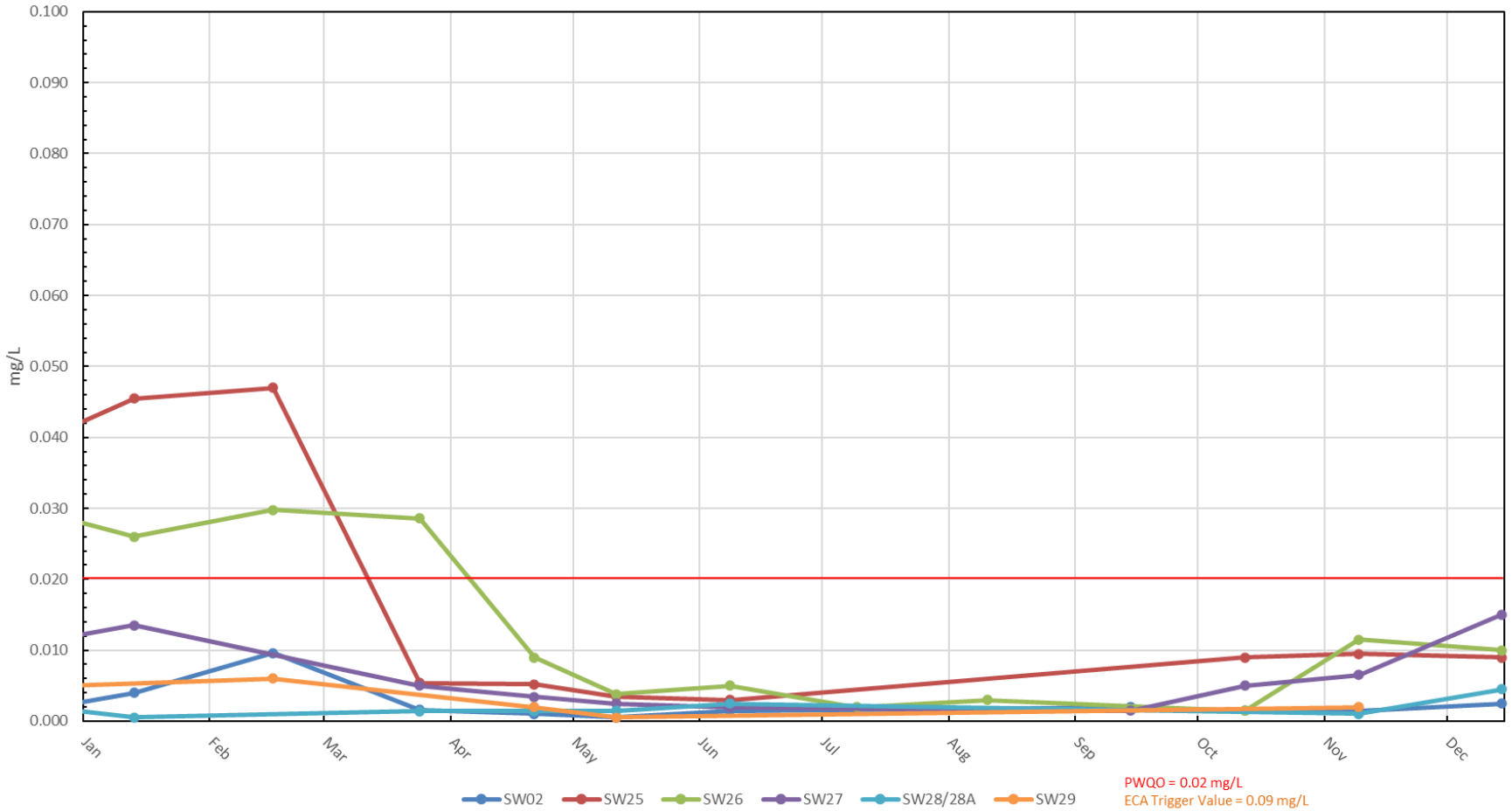

Figure 21a - Rainy River Mine, Total Mercury in Area Creeks 2015-2021

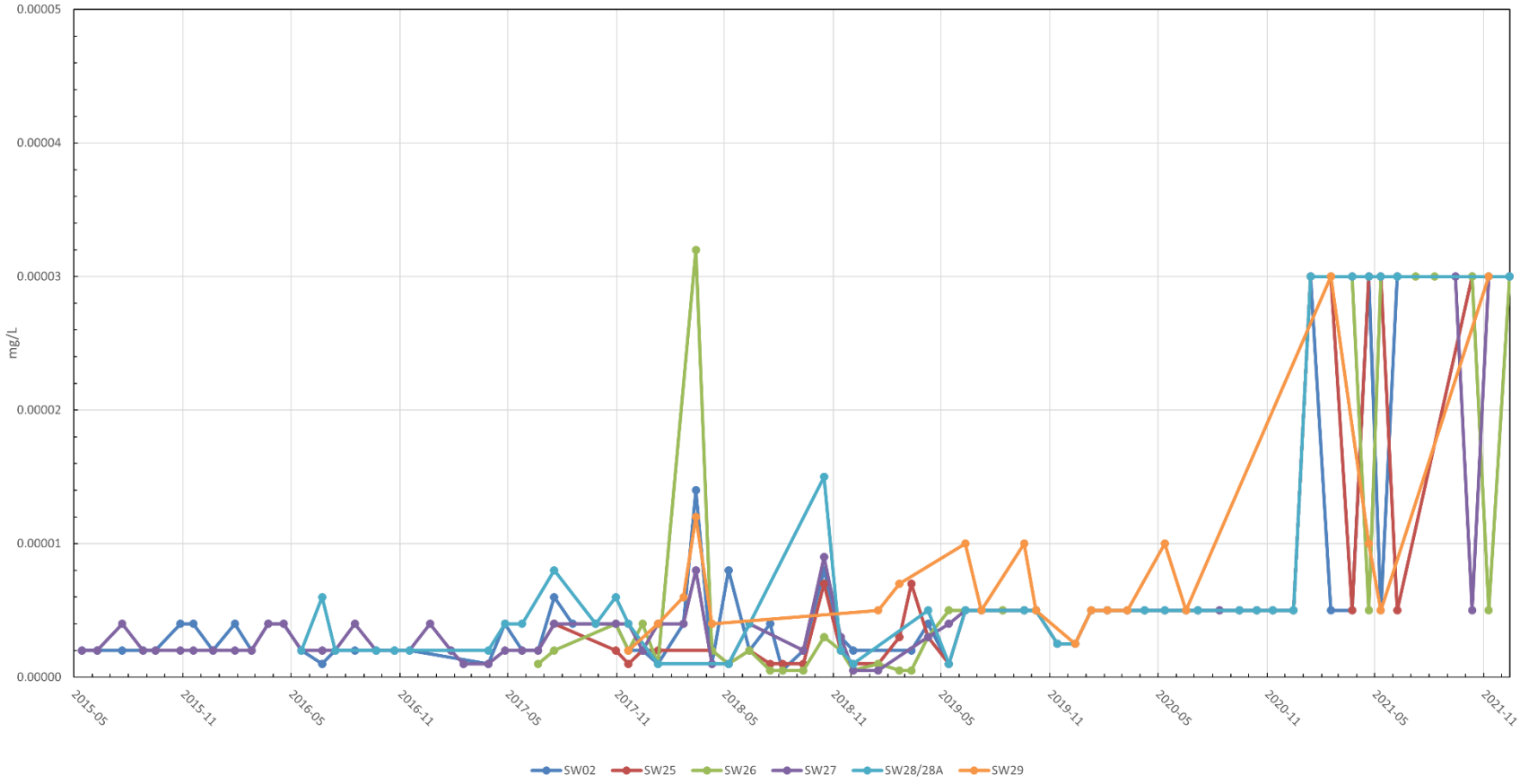

Figure 21b - Rainy River Mine, Total Mercury in Area Creeks 2021

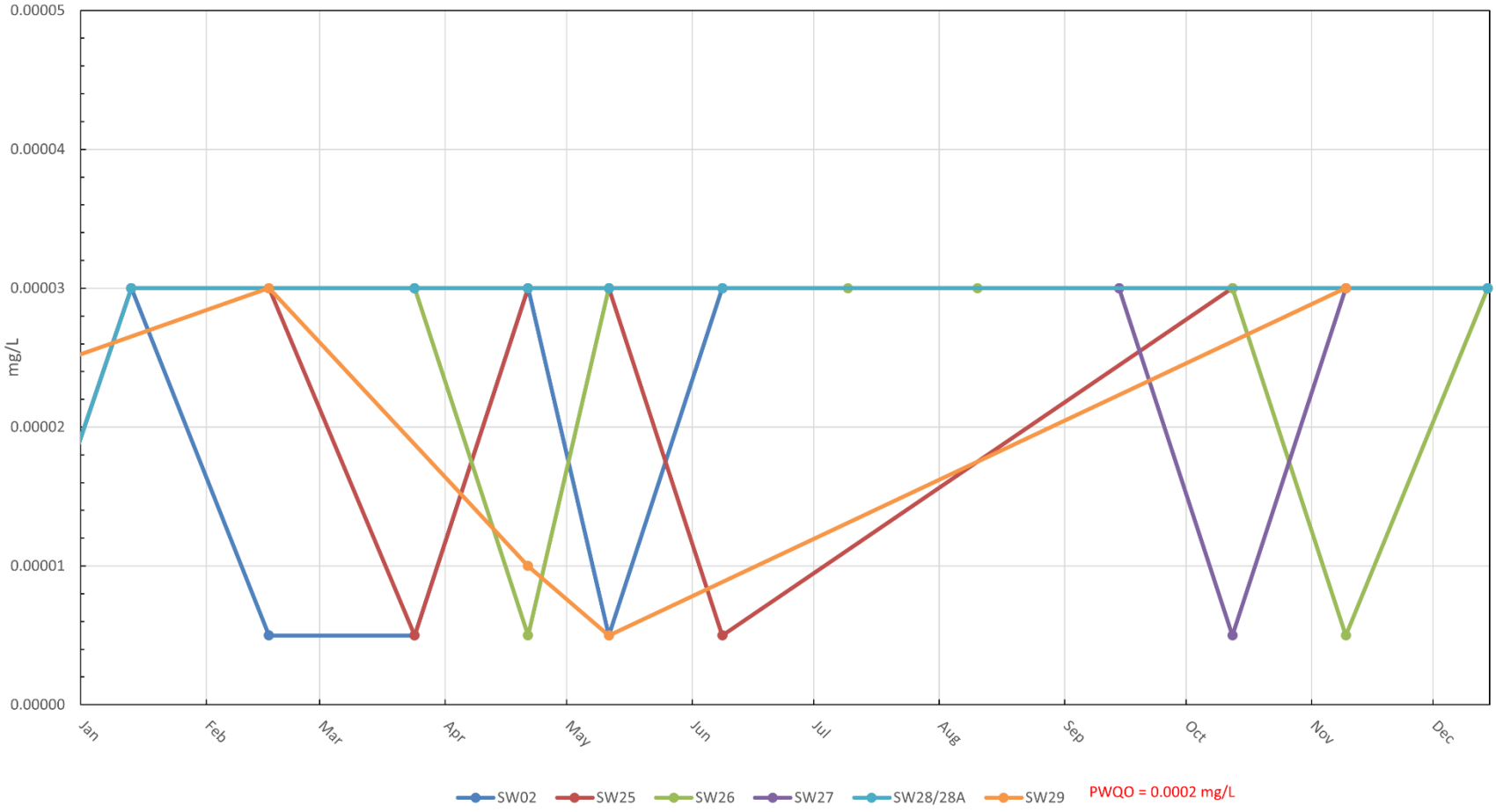

Figure 22a - Rainy River Mine, Un-ionized Ammonia in Area Creeks 2015-2021

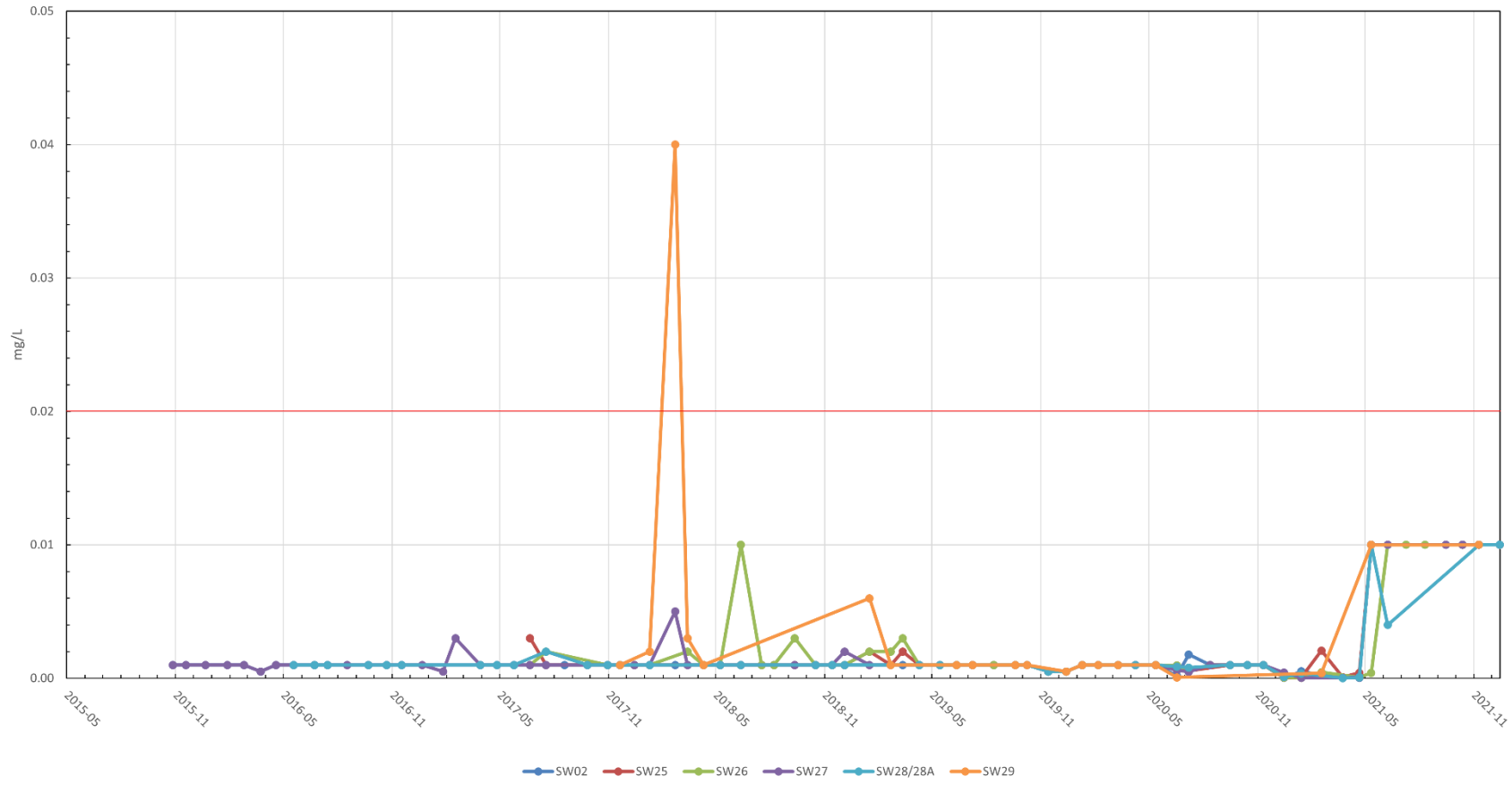

Figure 22b - Rainy River Mine, Un-ionized Ammonia in Area Creeks 2021

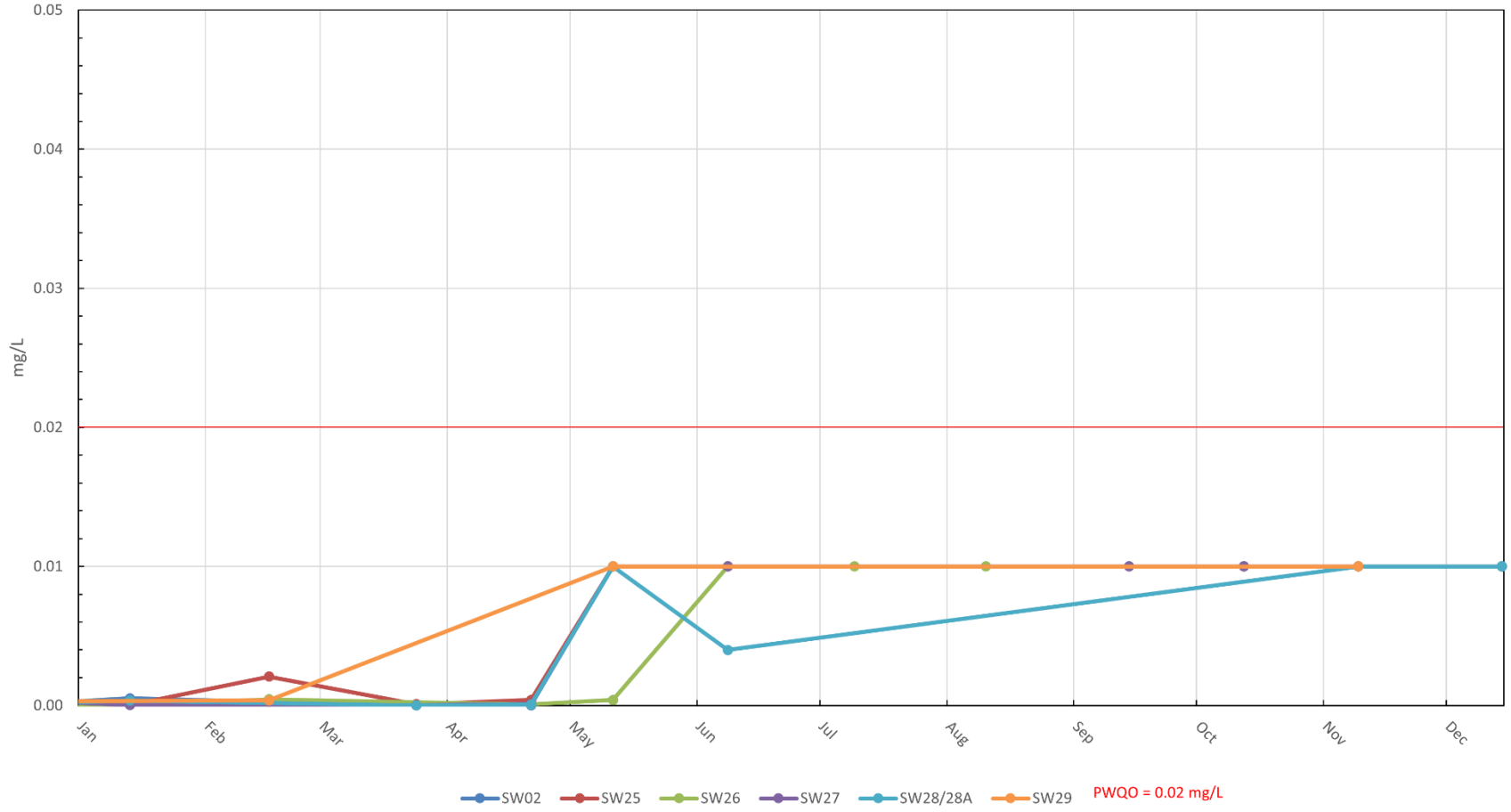

Figure 23a - Rainy River Mine, Free Cyanide in Area Creeks 2018-2021

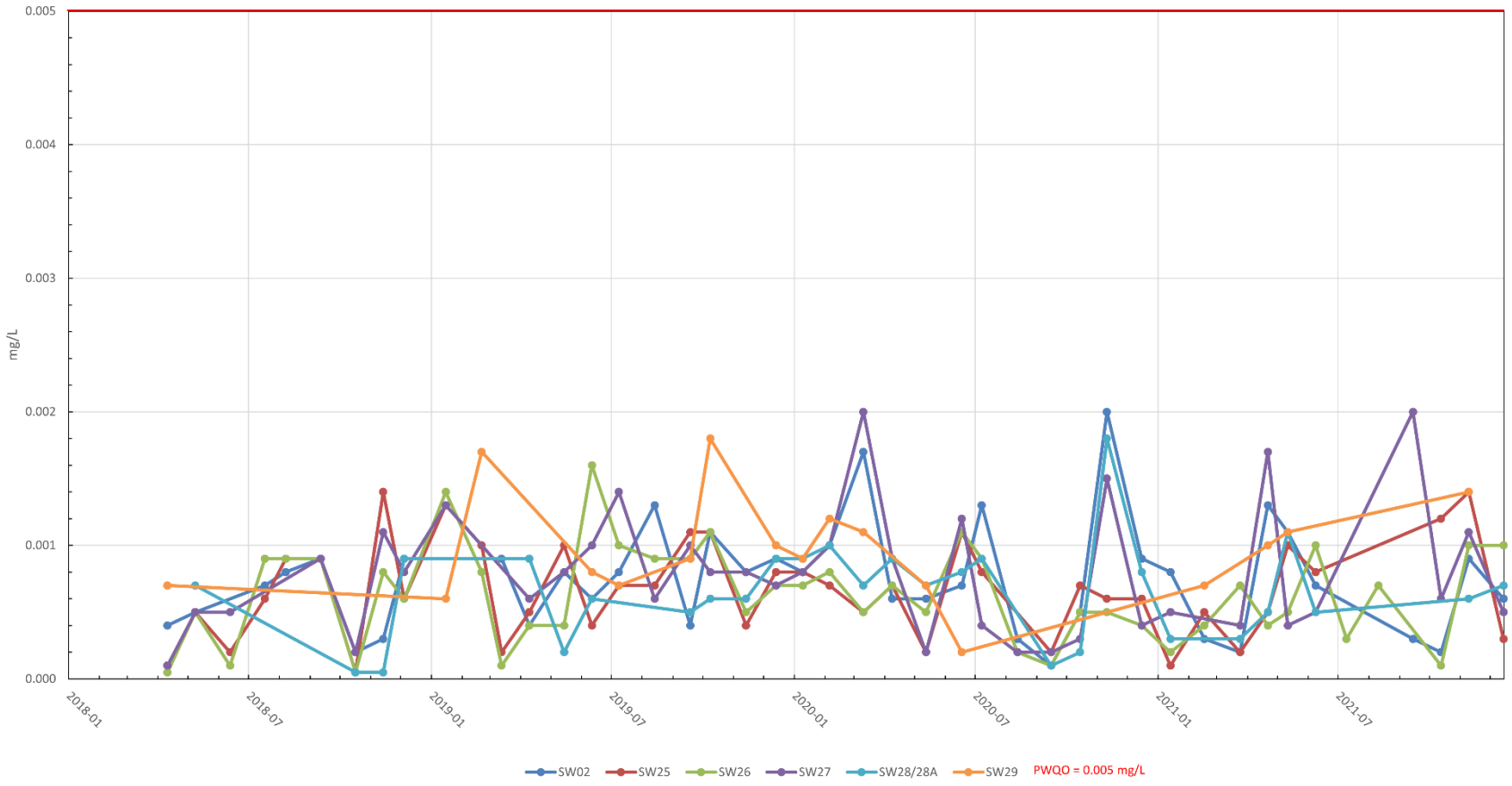

Figure 23b - Rainy River Mine, Free Cyanide in Area Creeks 2021

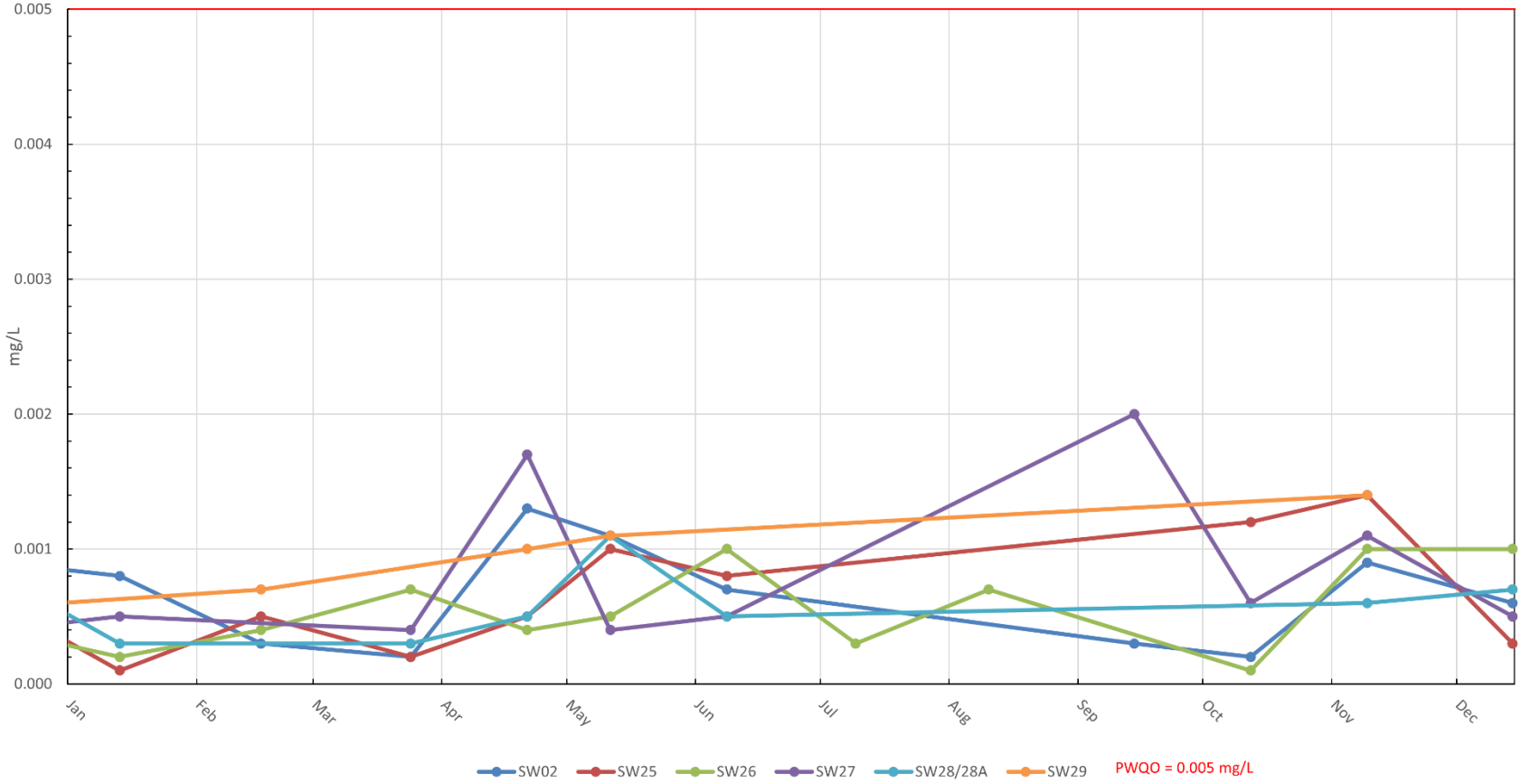

Figure 24a - Rainy River Mine, Field pH Levels in Rainy River 2015-2021

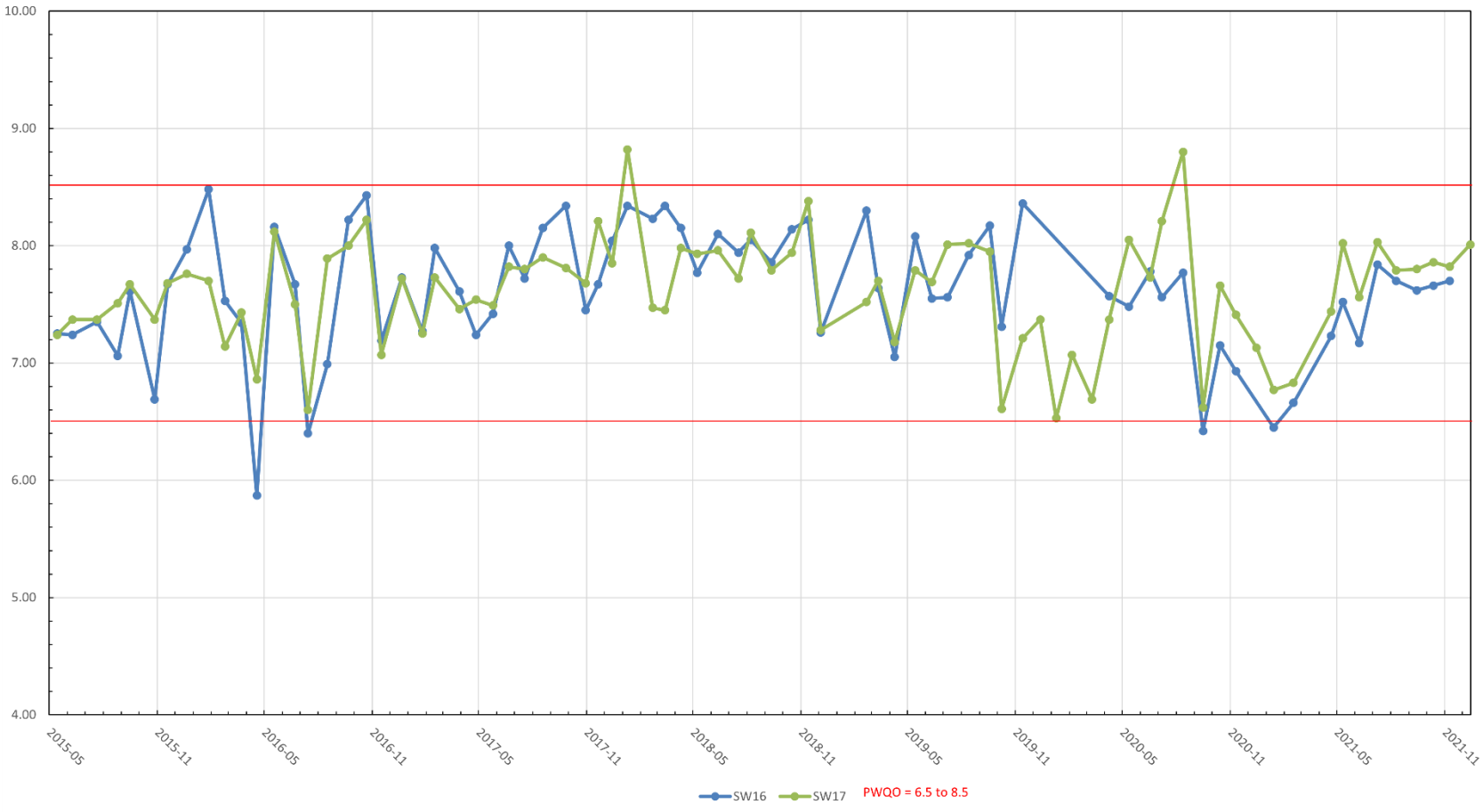

Figure 24b - Rainy River Mine, Field pH Levels in Rainy River 2021

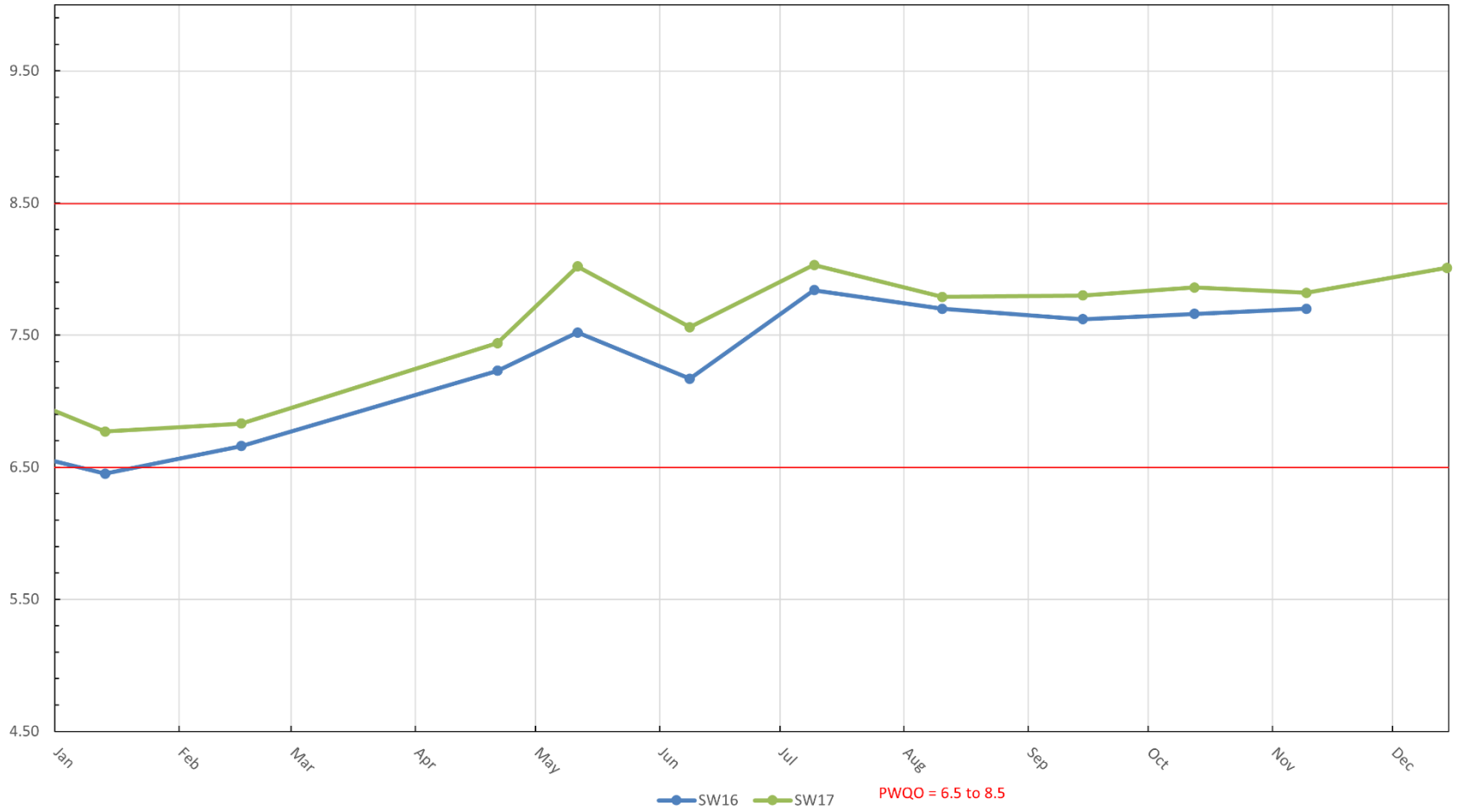

Figure 25a - Rainy River Mine, Total Suspended Solids Concentration in Rainy River 2015-2021

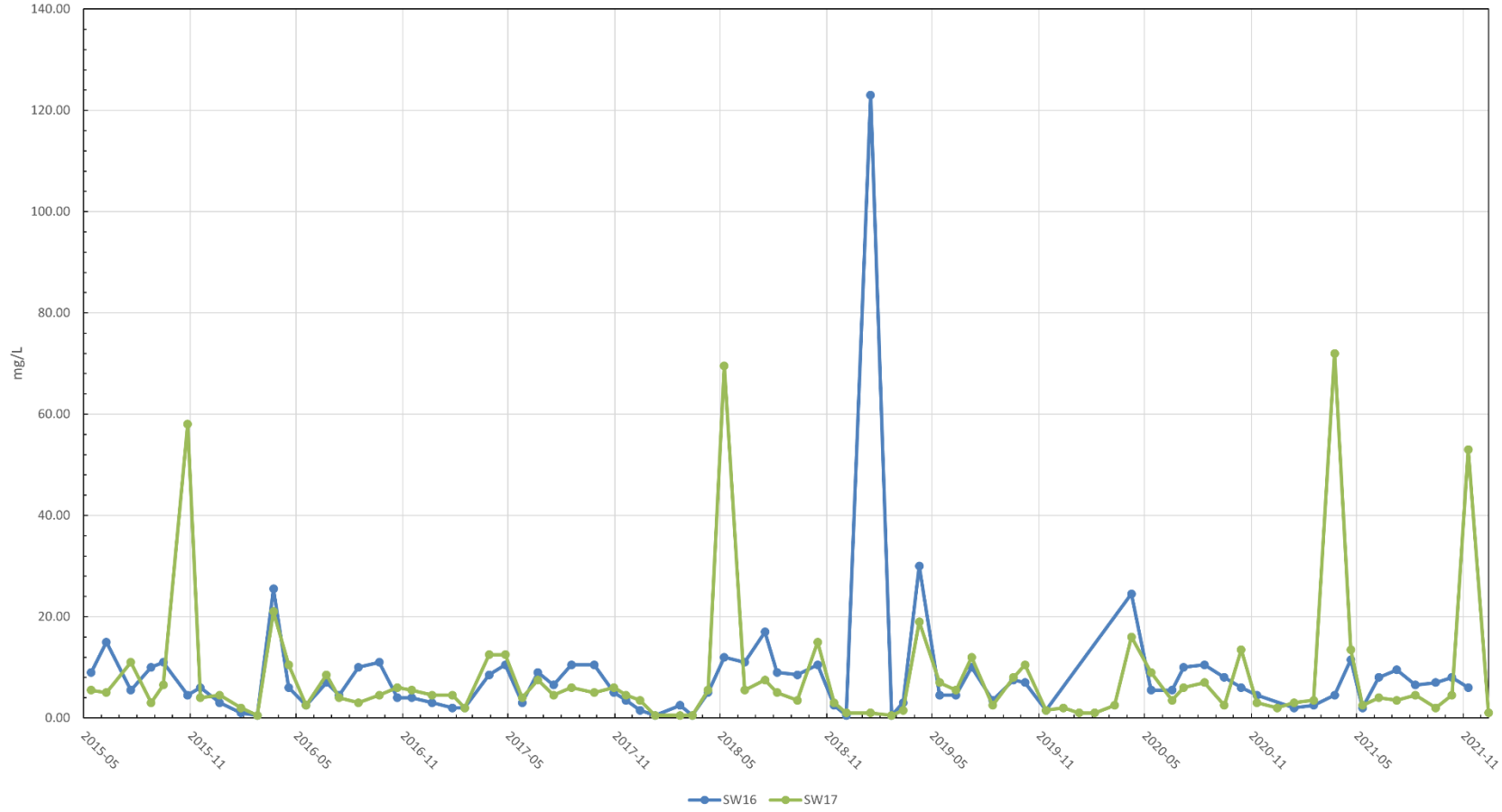

Figure 25b - Rainy River Mine, Total Suspended Solids Concentration in Rainy River 2021

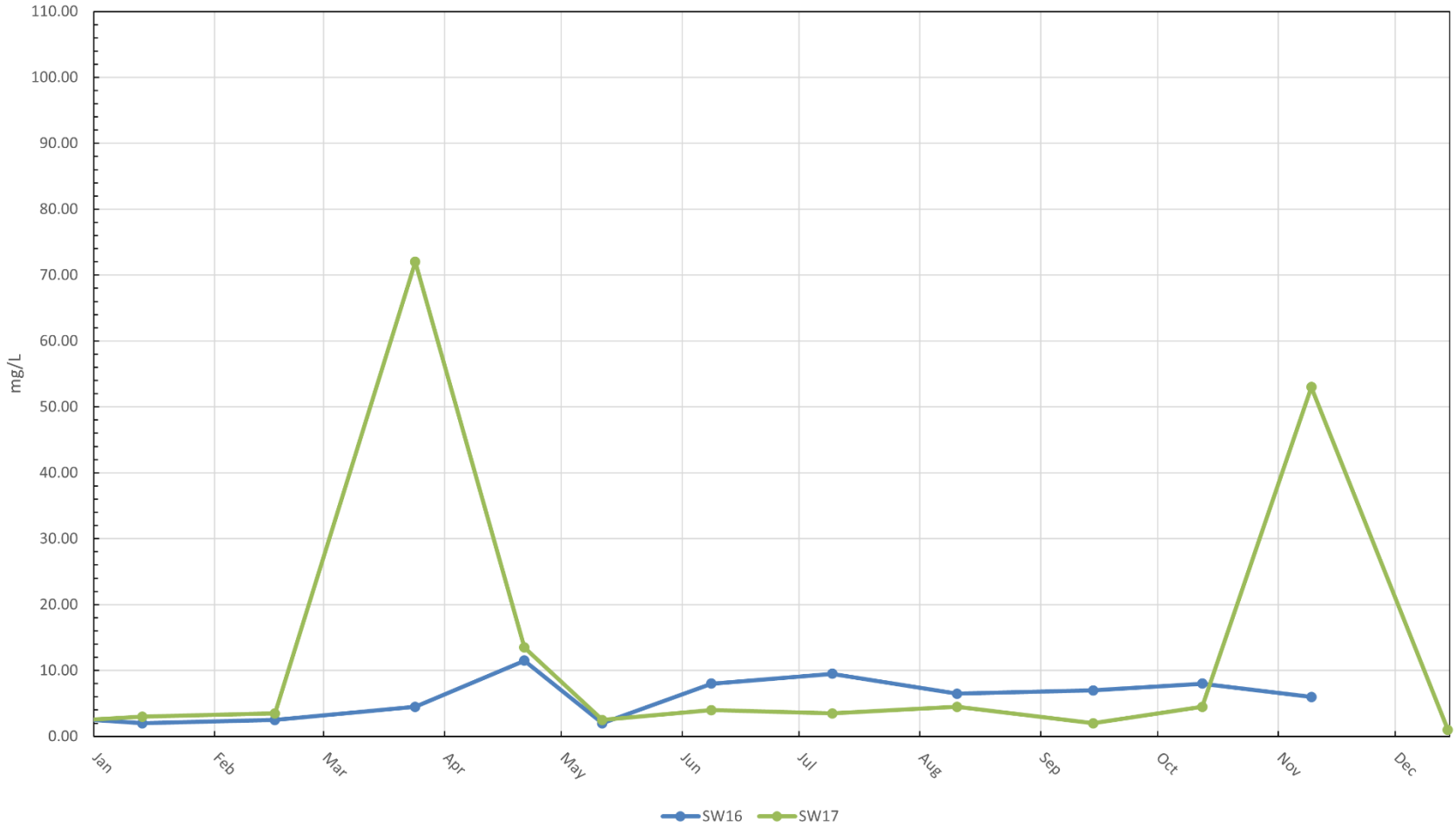

Figure 26a - Rainy River Mine, Total Arsenic in Rainy River 2015-2021

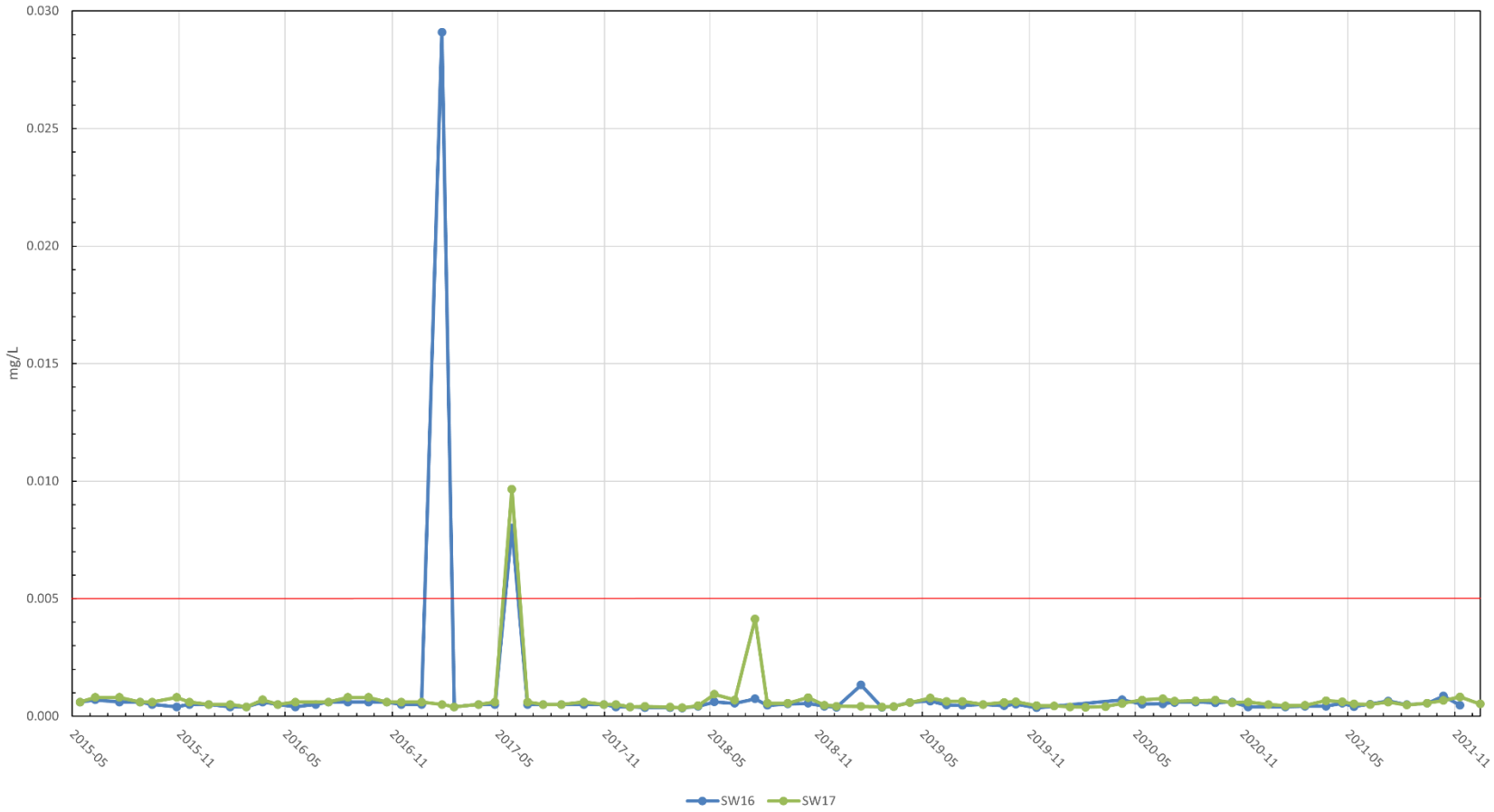

Figure 26b - Rainy River Mine, Total Arsenic in Rainy River 2021

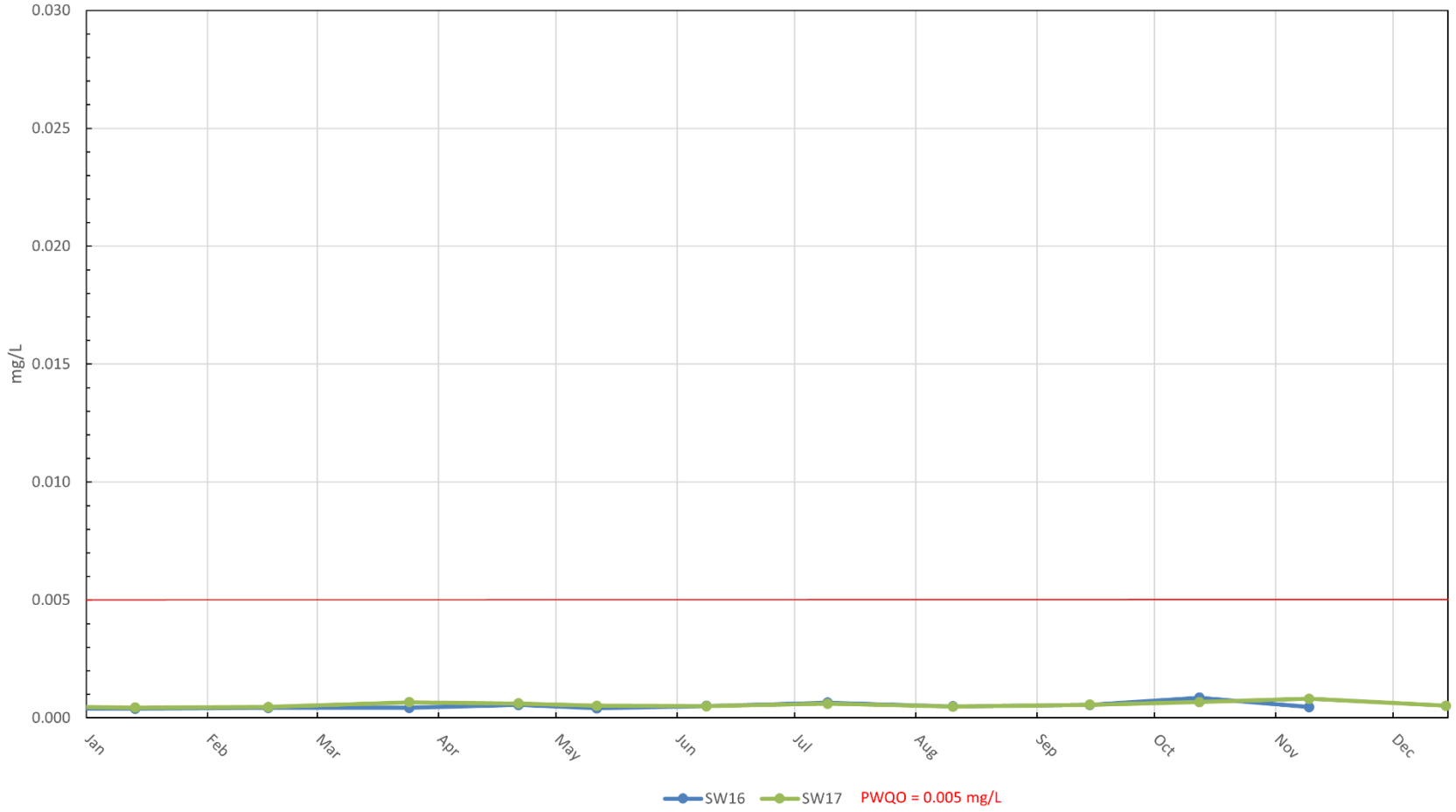

Figure 27a - Rainy River Mine, Total Copper in Rainy River 2015-2021

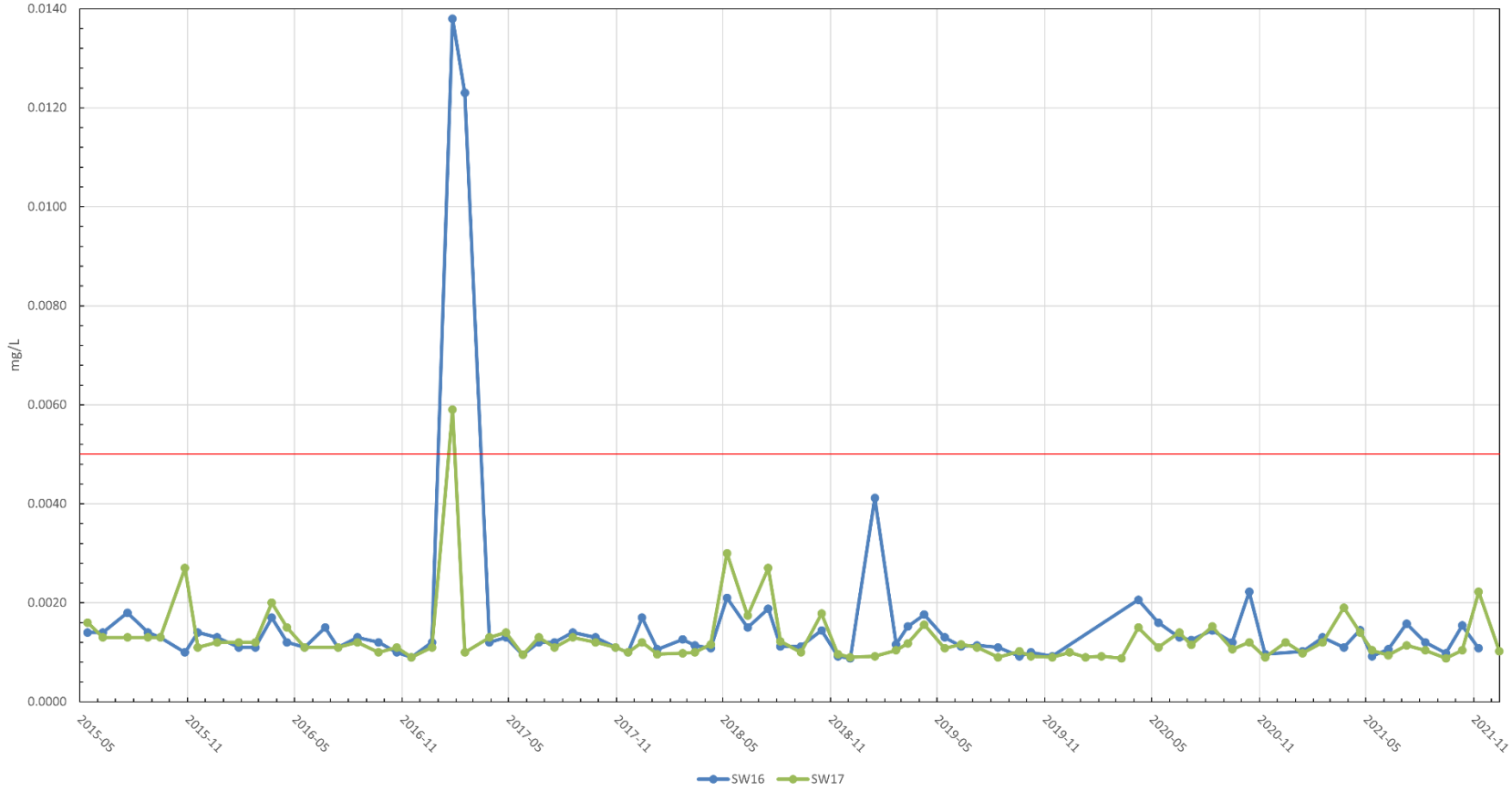

Figure 27b - Rainy River Mine, Total Copper in Rainy River 2021

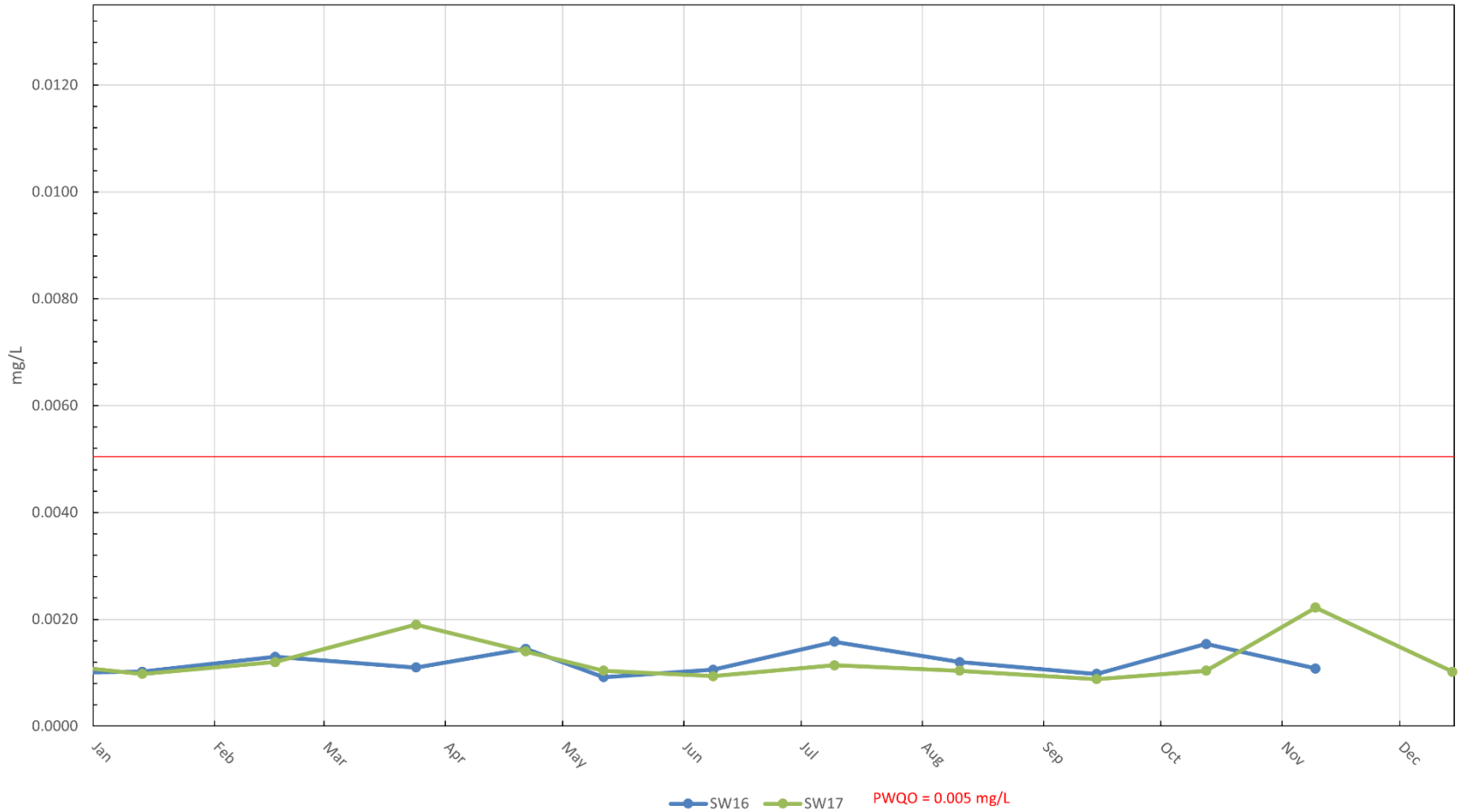

Figure 28a - Rainy River Mine, Total Lead in Rainy River 2015-2021

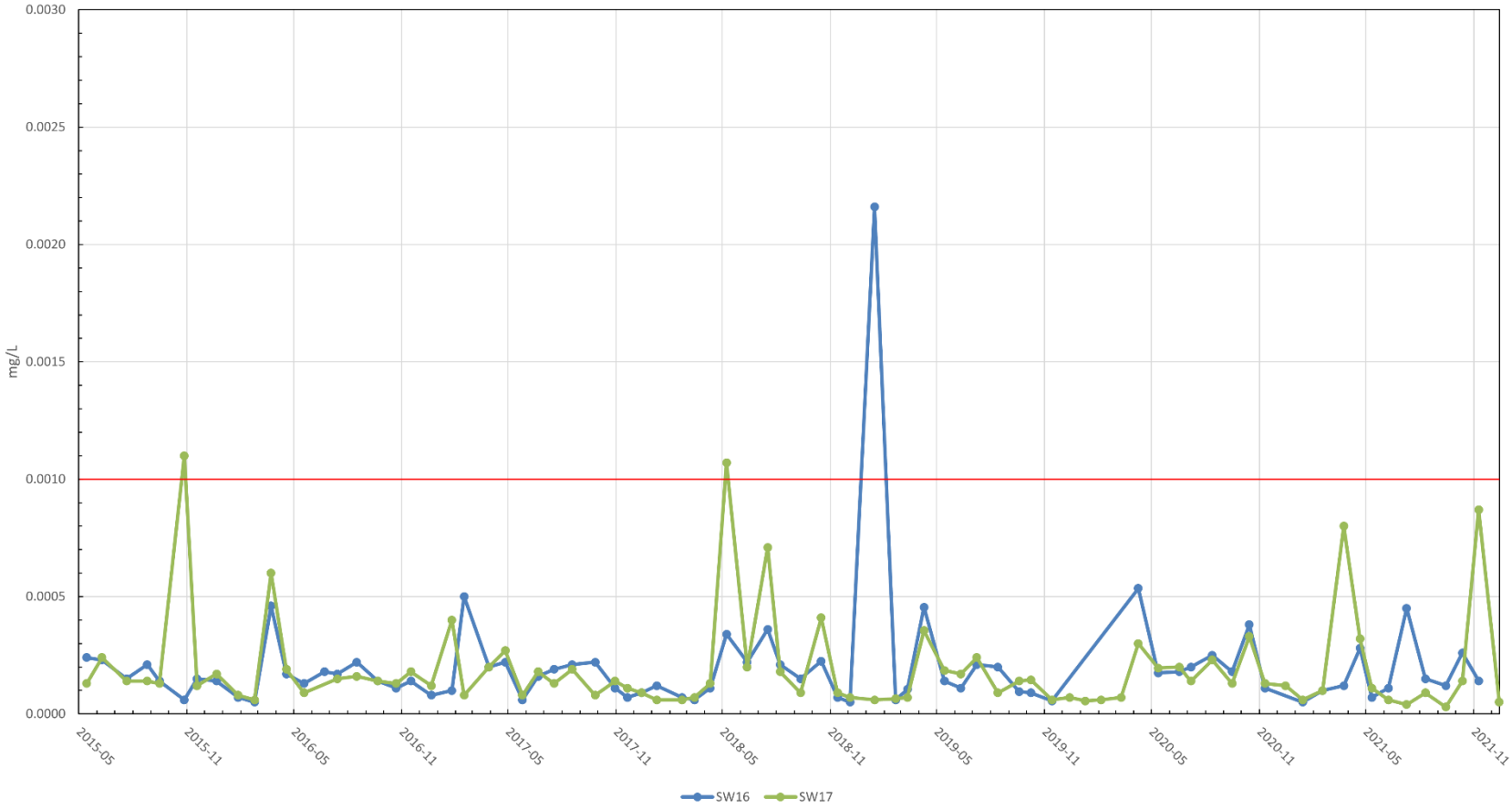

Figure 28b - Rainy River Mine, Total Lead in Rainy River 2021

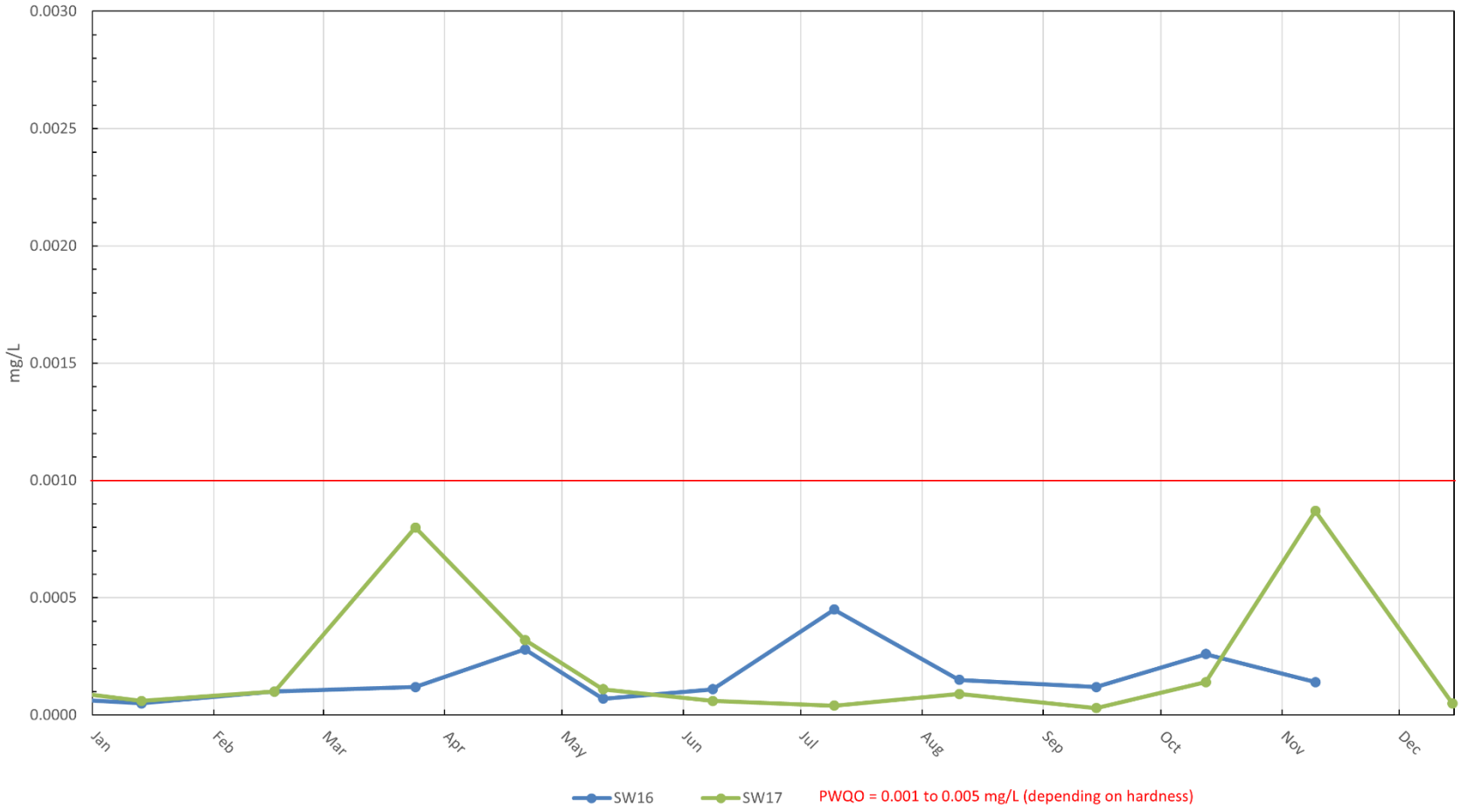

Figure 29a - Rainy River Mine, Total Nickel in Rainy River 2015-2021

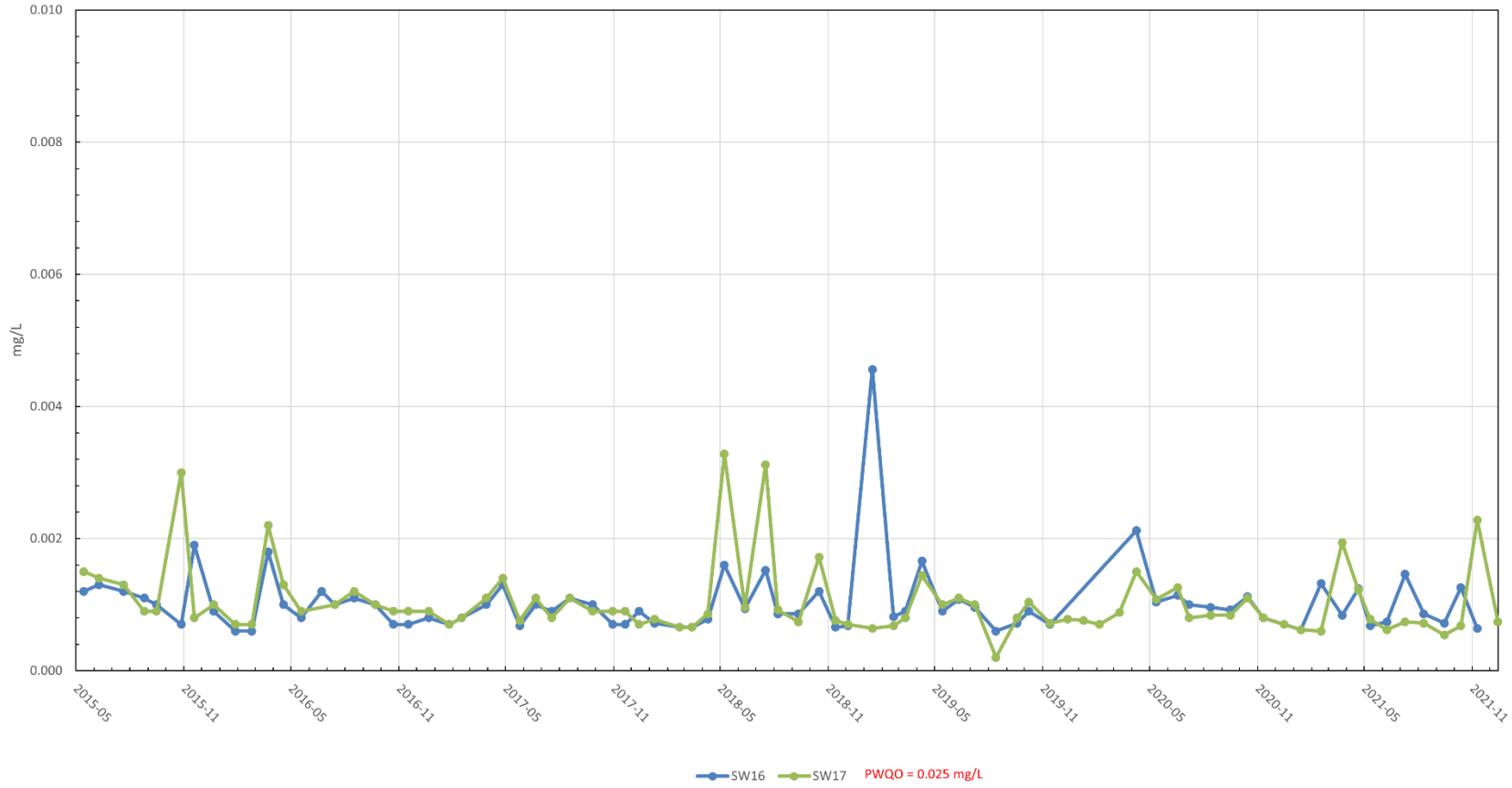

Figure 29b - Rainy River Mine, Total Nickel in Rainy River 2021

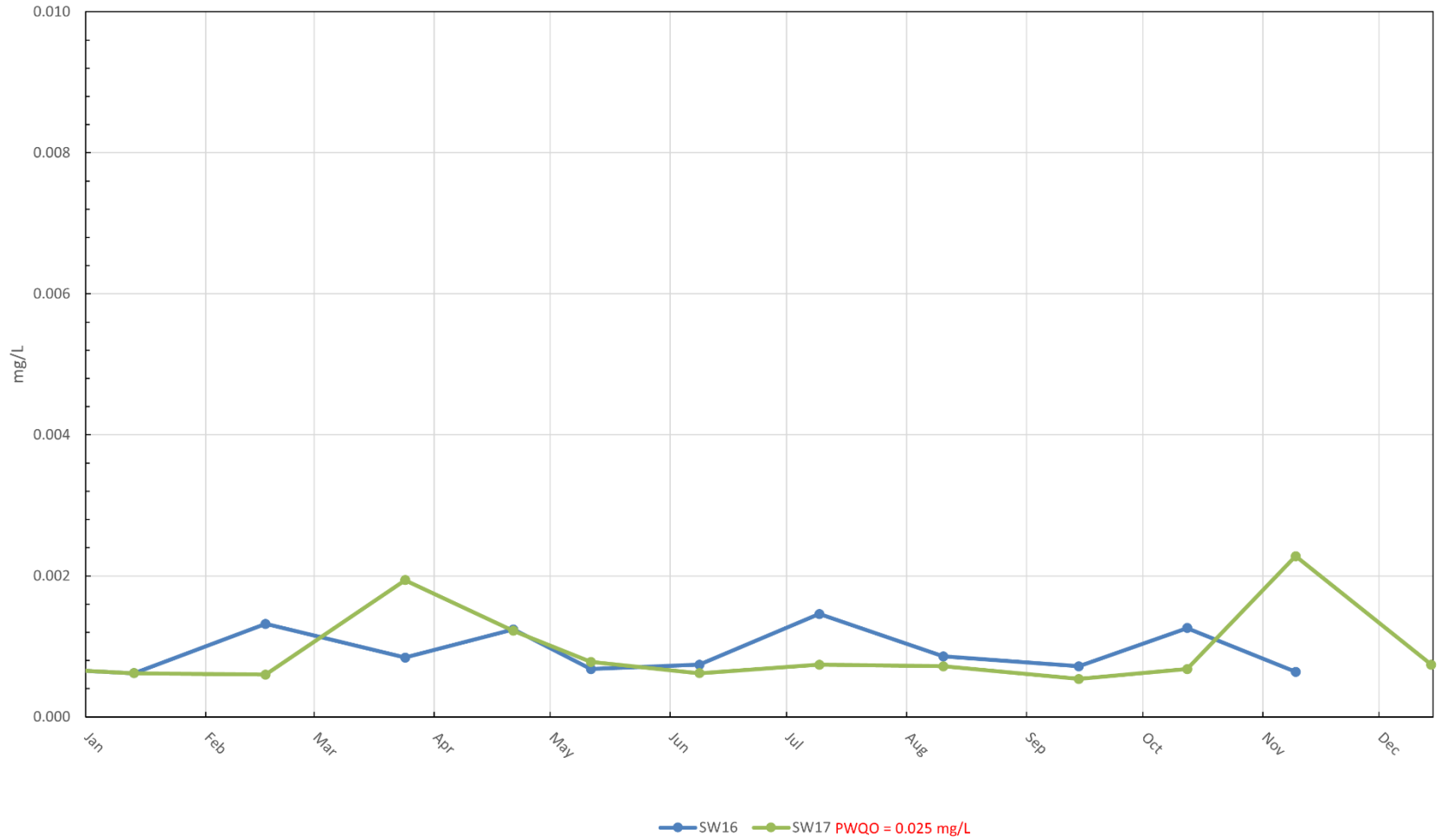

Figure 30a - Rainy River Mine, Total Phosphorus in Rainy River 2017-2021

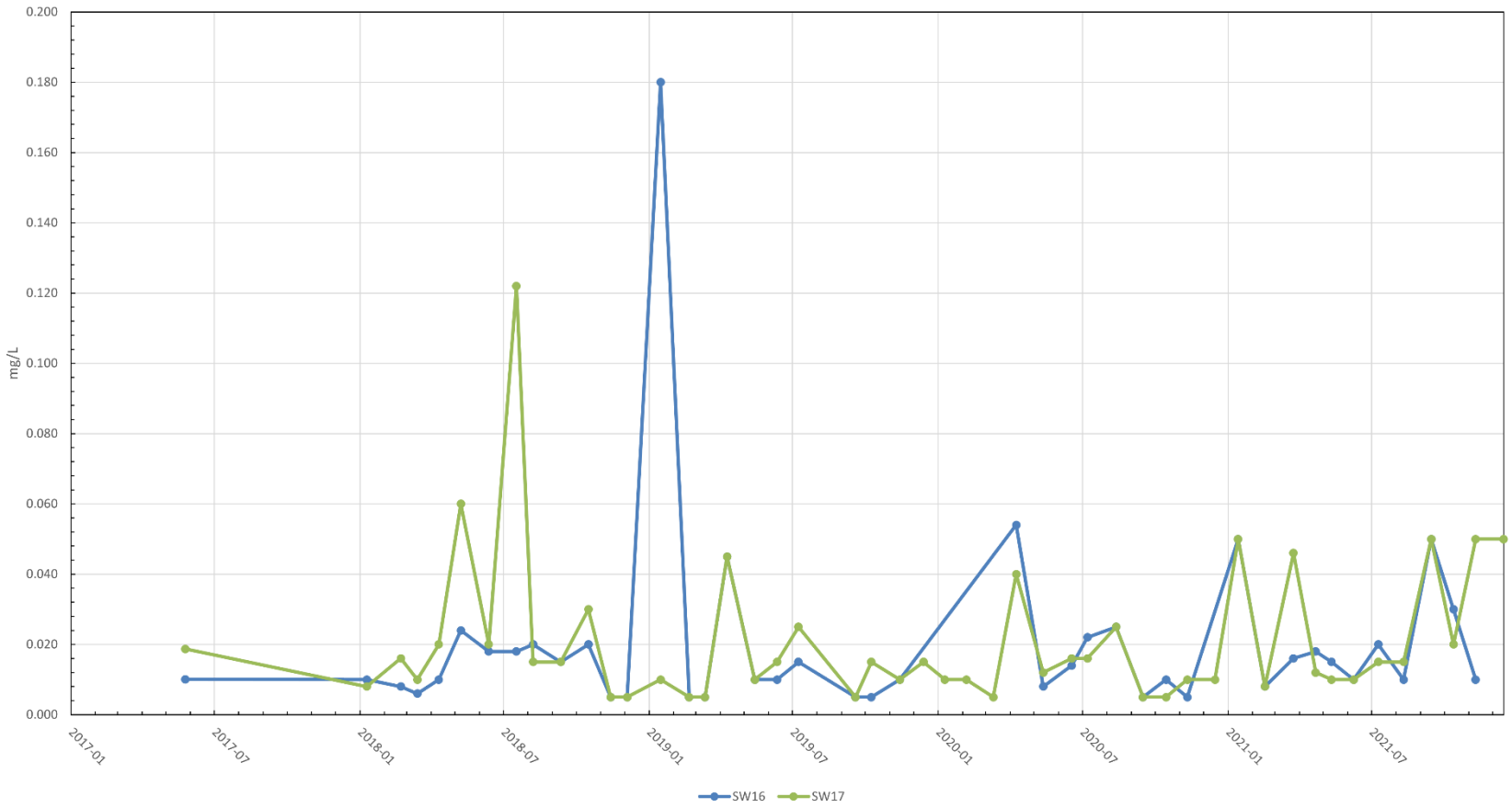

Figure 30b - Rainy River Mine, Total Phosphorus in Rainy River 2021

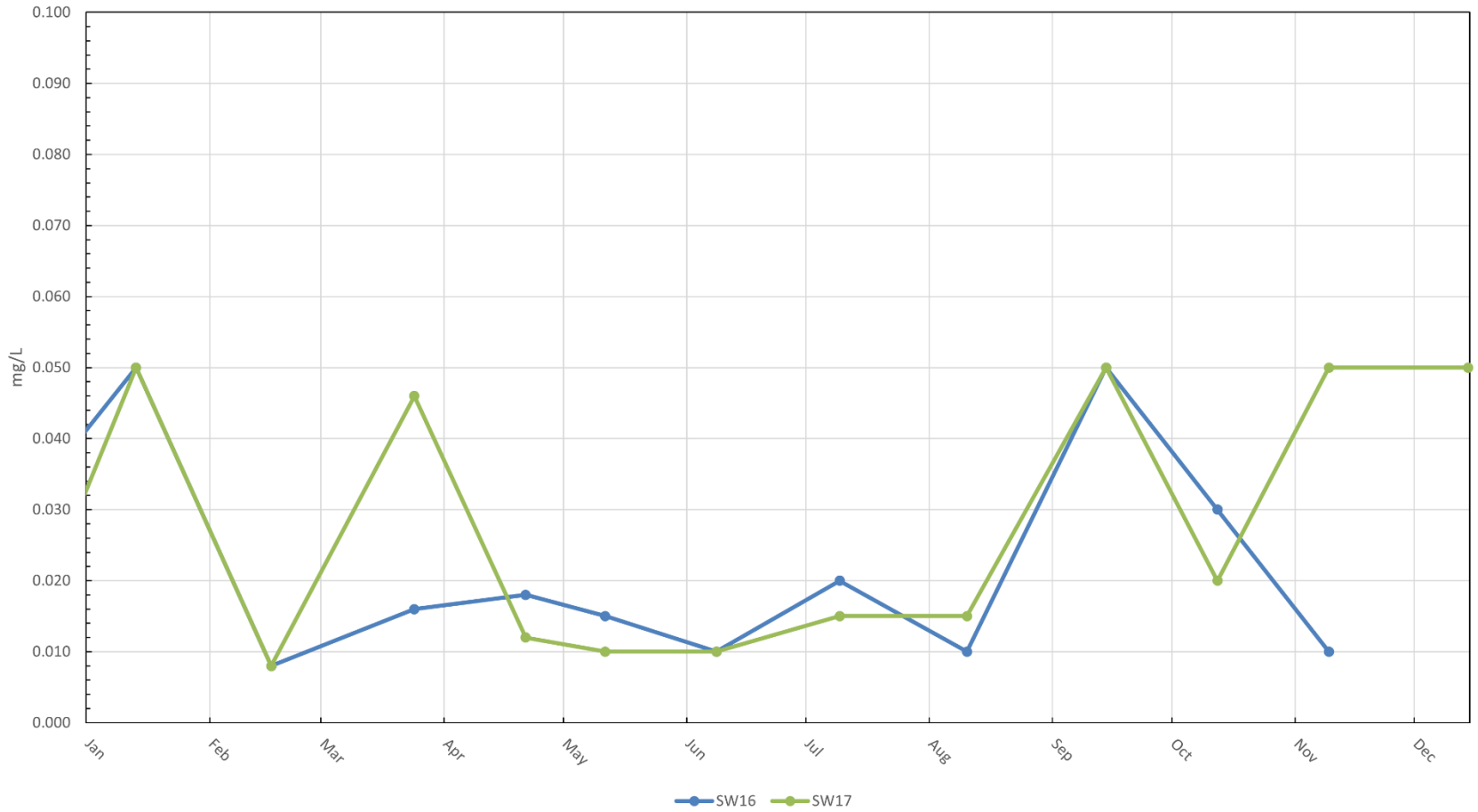

Figure 31a - Rainy River Mine, Total Zinc in Rainy River 2015-2021

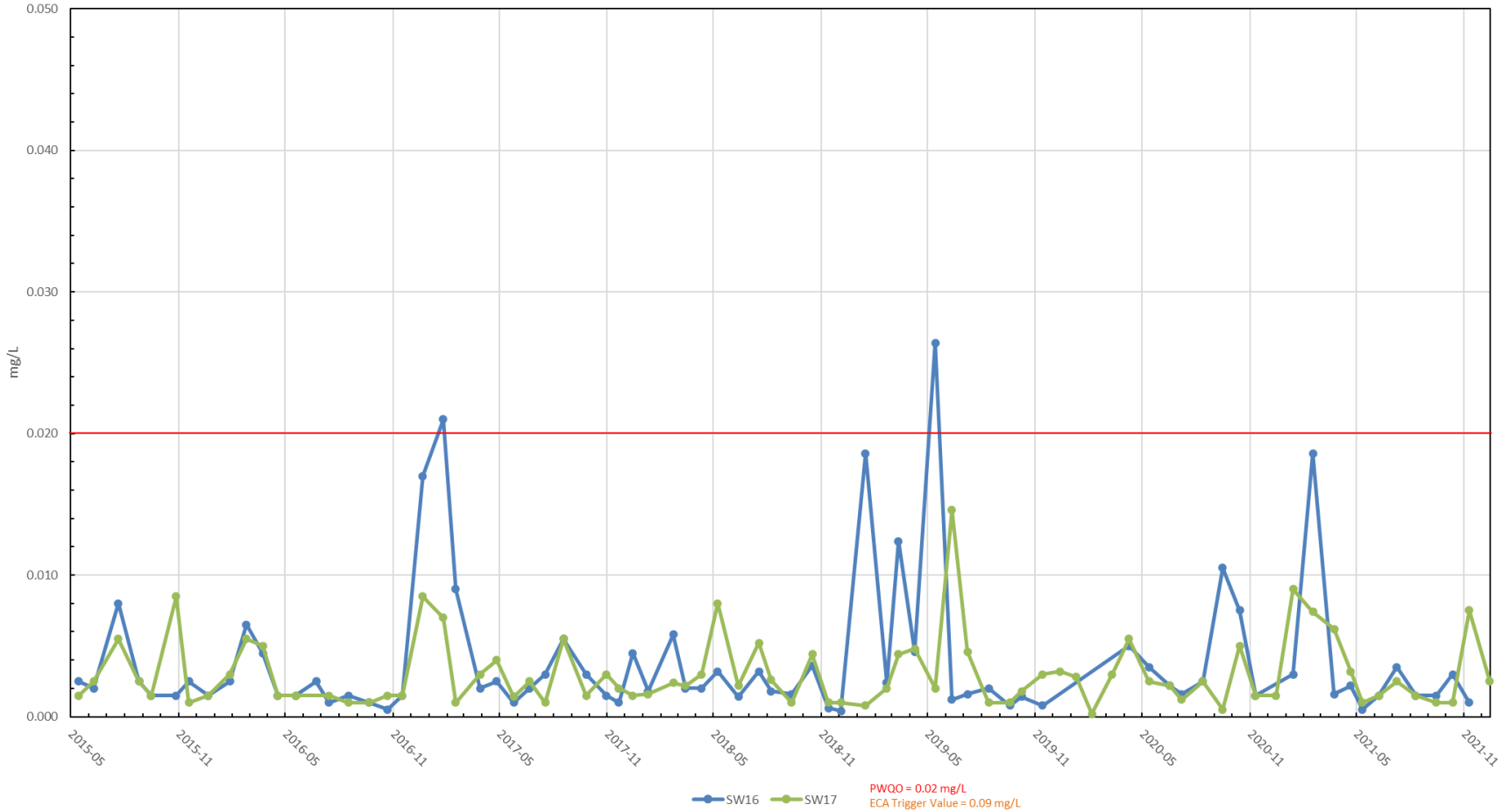

Figure 31b - Rainy River Mine, Total Zinc in Rainy River 2021

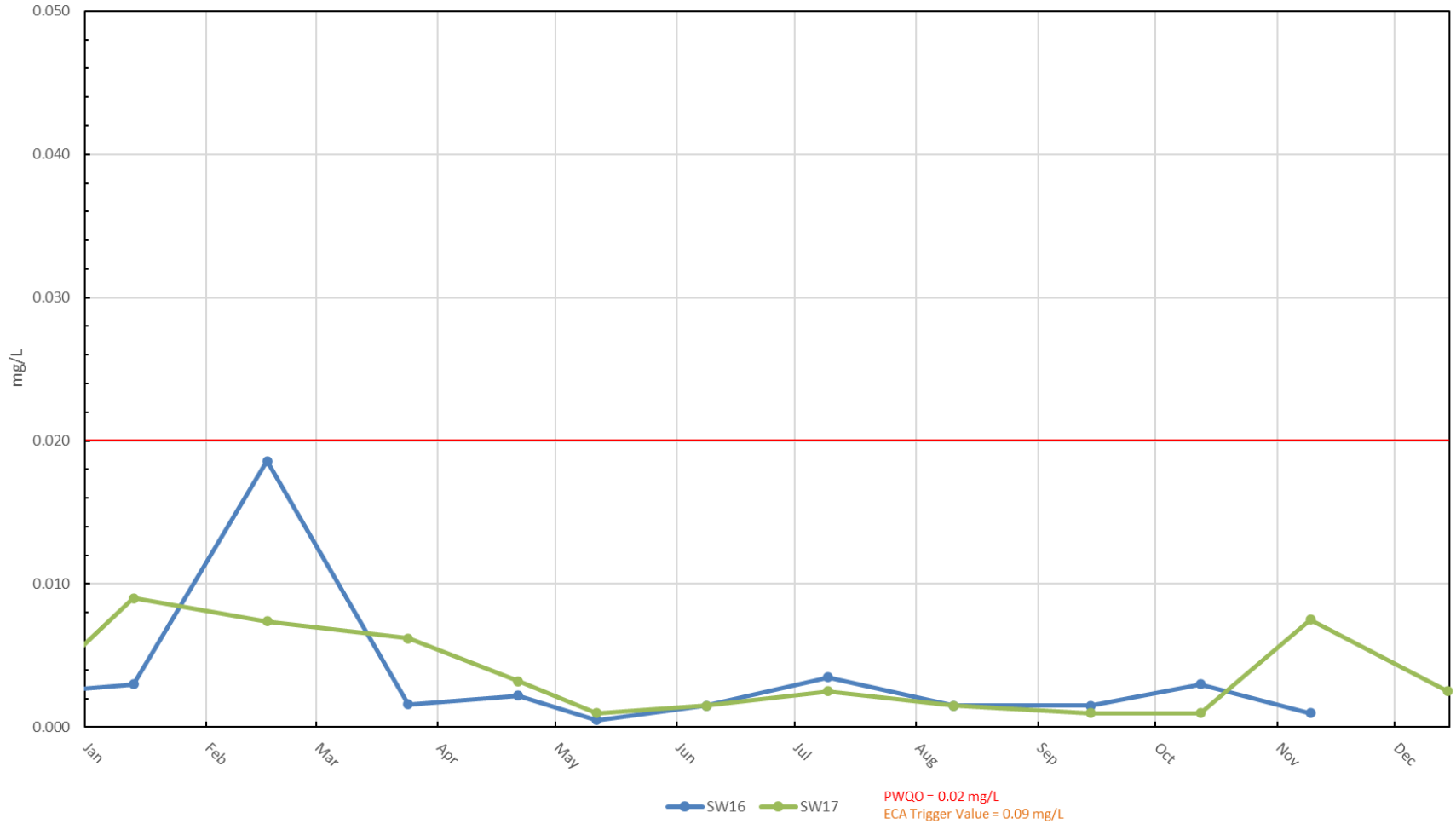

Figure 32a - Rainy River Mine, Total Mercury in Rainy River 2015-2021

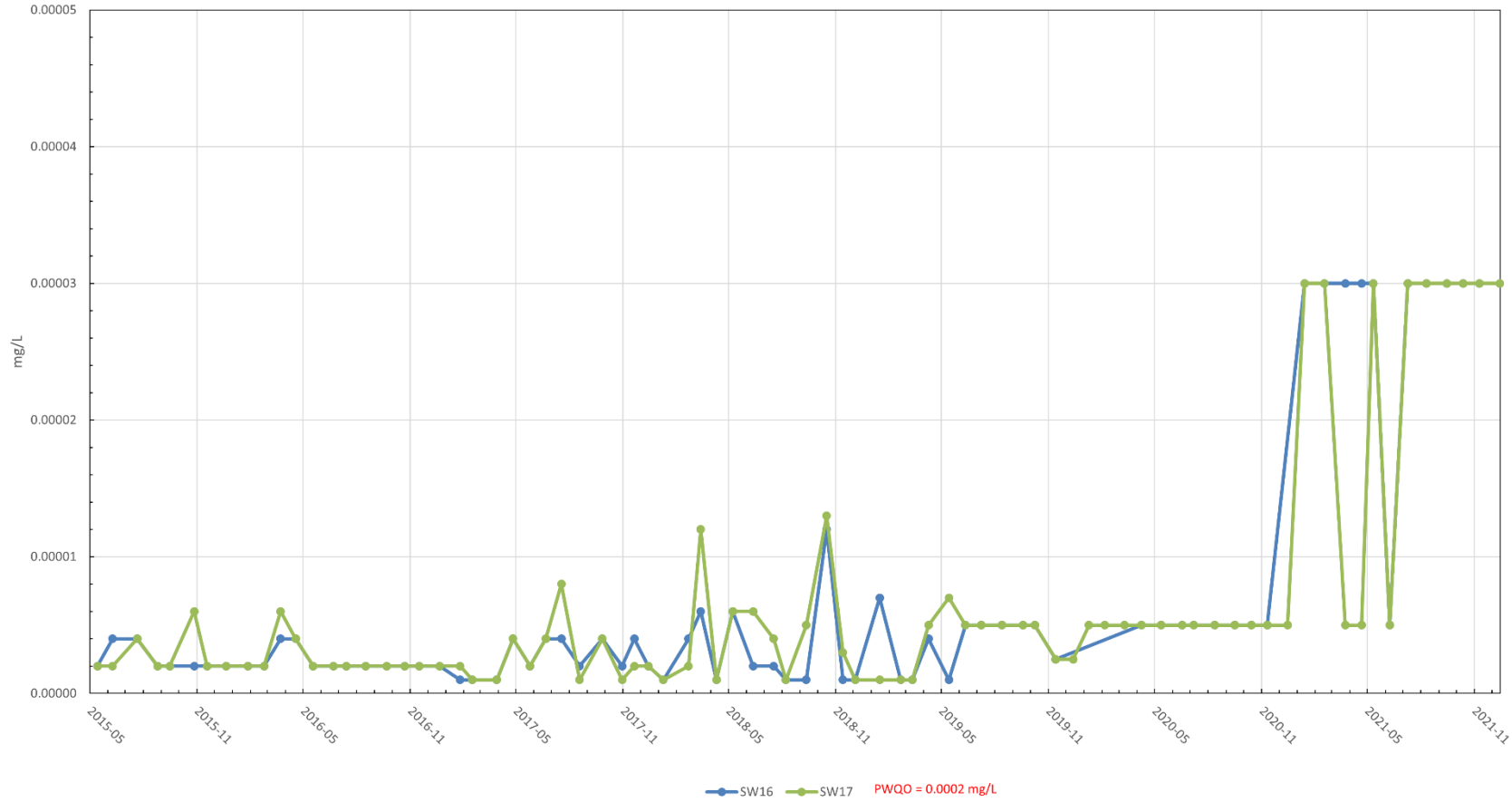

Figure 32b - Rainy River Mine, Total Mercury in Rainy River 2021

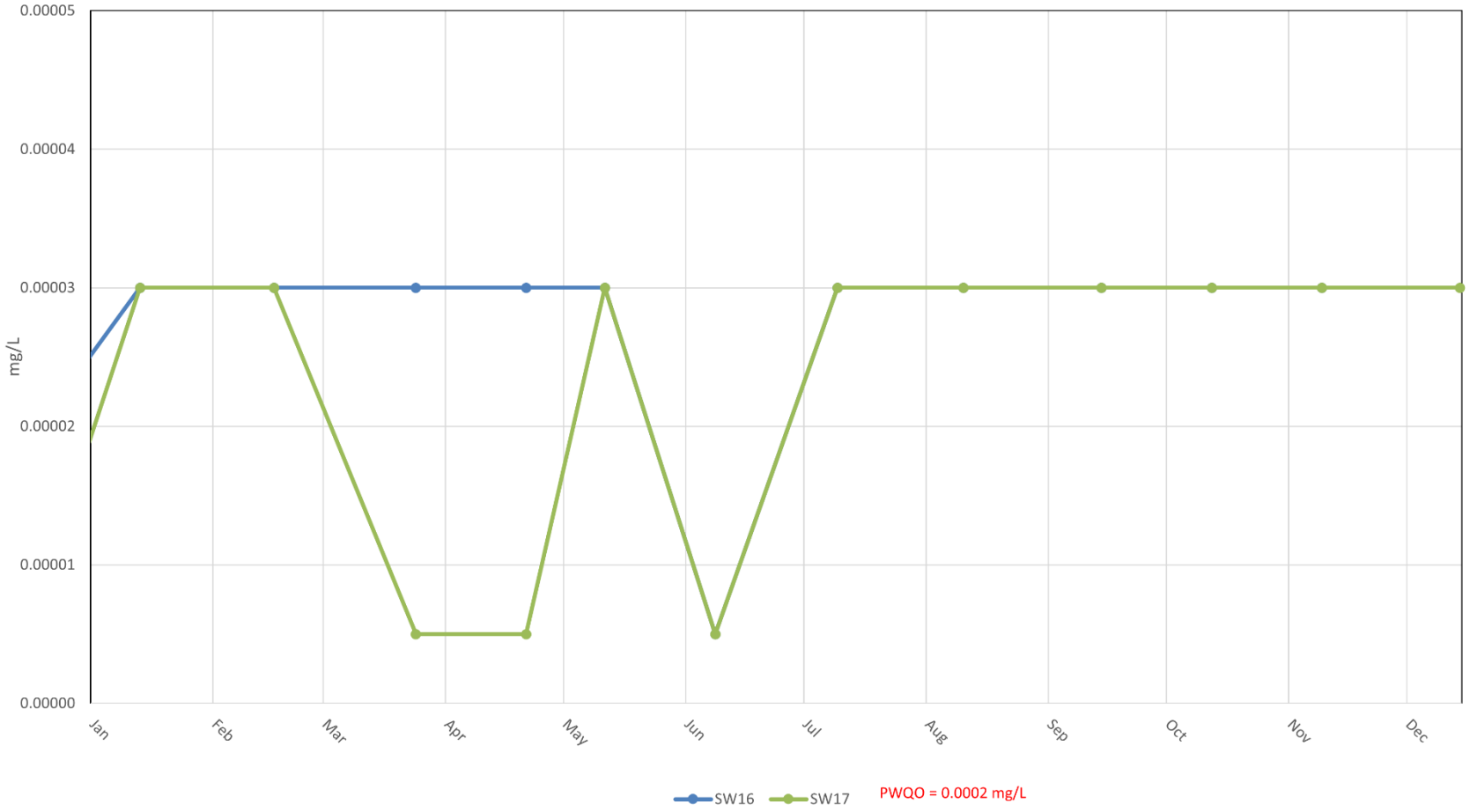

Figure 33a - Rainy River Mine, Un-ionized Ammonia in Rainy River 2015-2021

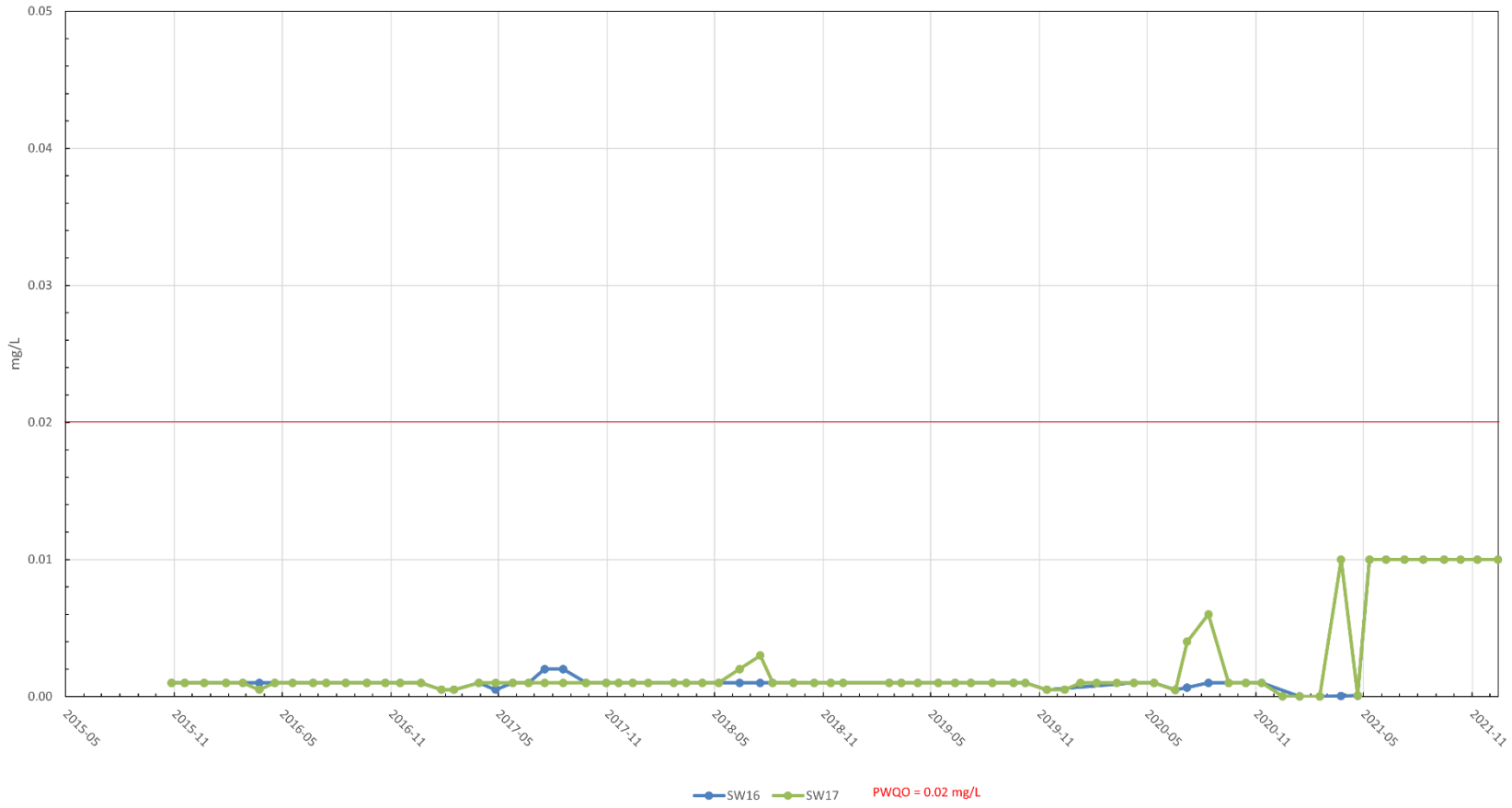

Figure 33b - Rainy River Mine, Un-ionized Ammonia in Rainy River 2021

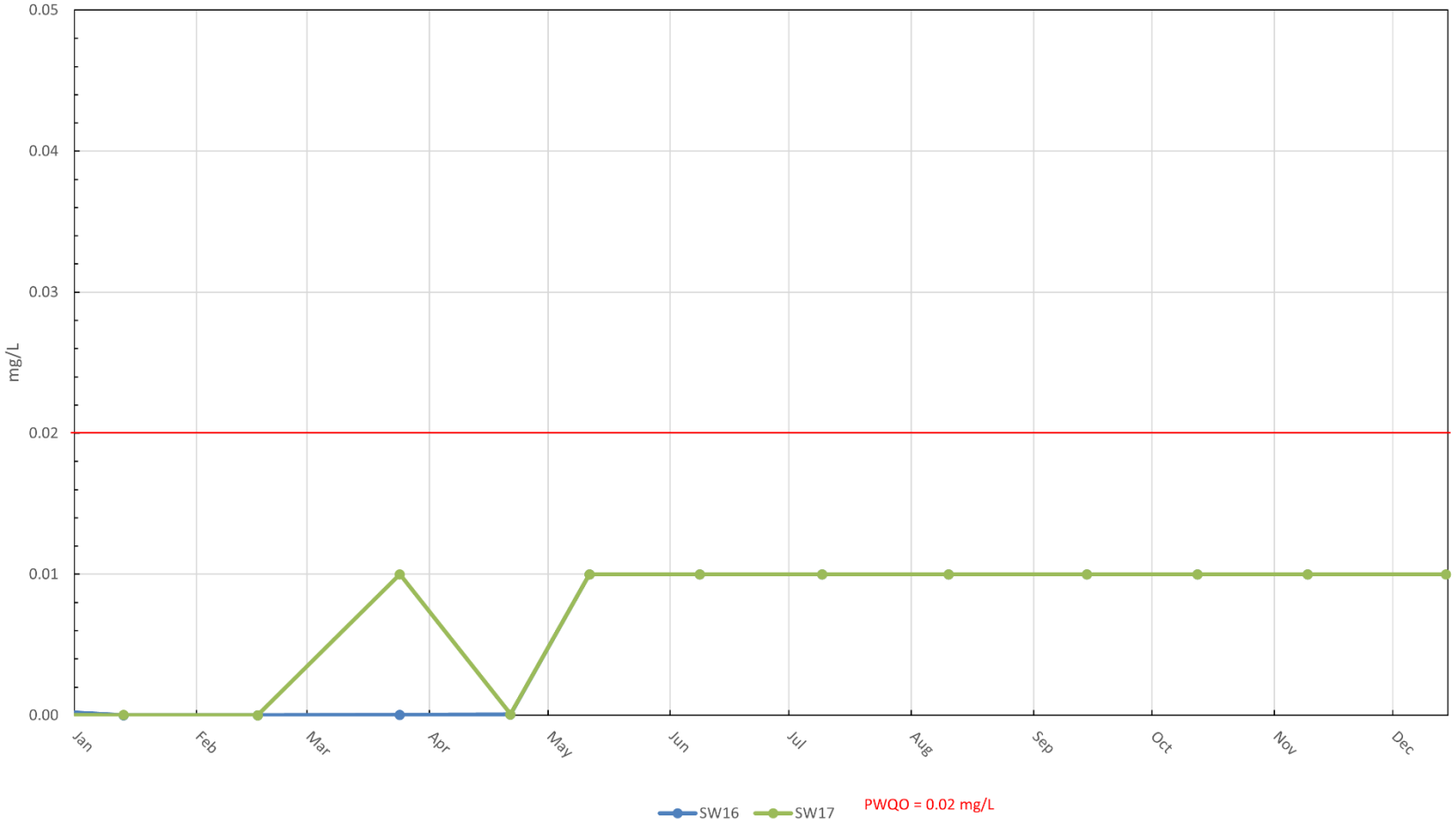

Figure 34a - Rainy River Mine, Free Cyanide in Rainy River 2018-2021

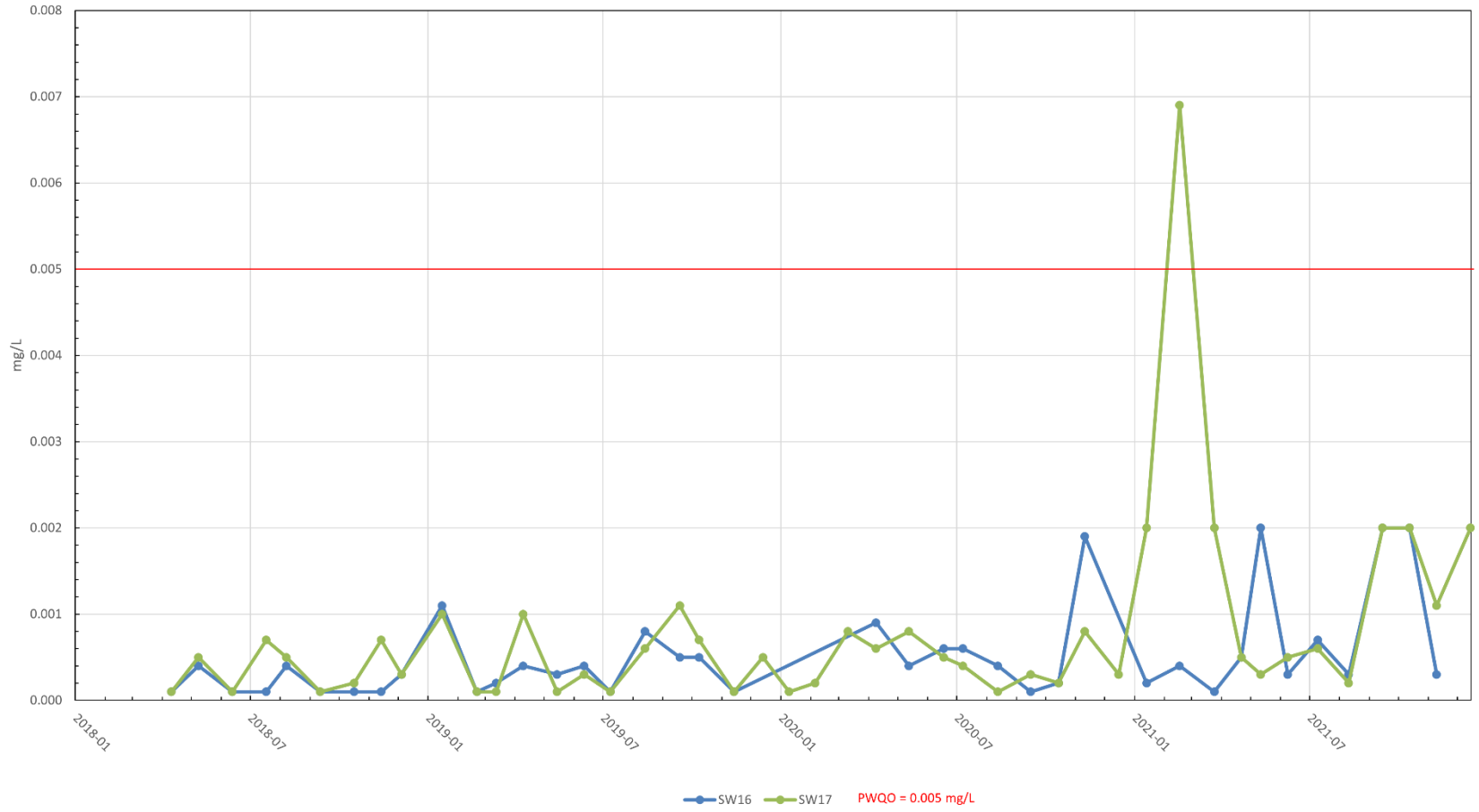

Figure 34b - Rainy River Mine, Free Cyanide in Rainy River 2021

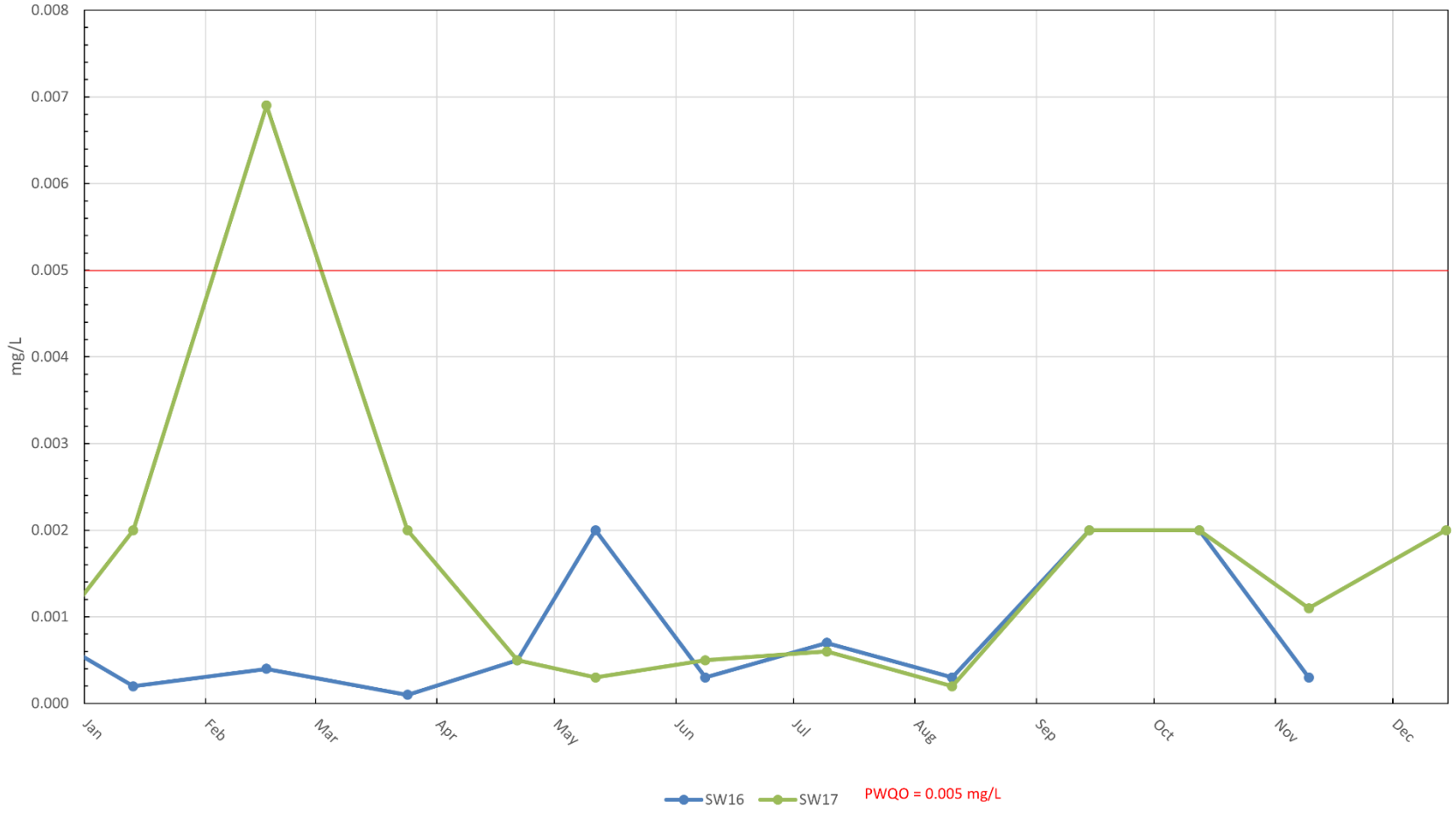

2021 Annual Surface Water Report
Appendix A

Certification by Owner

March 23, 2022

Director
Ministry of the Environment, Conservation and Parks
Thunder Bay District Office
331-435 James St S
Thunder Bay, ON P7E 6S7

Re: Certification regarding Rainy River Mine, 2021 Annual Surface Water Report, Environmental Compliance Approvals #5178-9TUDP9 Conditions 8(6) and 11(5)b #3855-C4E3FF Conditions 10(10) and Condition 12(9)

Regarding the Rainy River Mine located in Unsurveyed Terrority (Kenora Area Office), District of Rainy River, Ontario:

I certify that the information in this document and all attachments are correct, accurate and complete to the best of my knowledge.

Should you have any questions or require additional information for any part of this submission, please contact the undersigned at 807-234-8170.

Sincerely,

Garnet Cornell
Environment Superintendent
New Gold, Rainy River Mine

cc: MECP Northern Region Kenora Area Office

newgold™ Rainy River

2021 Annual Surface Water Report
Appendix B

Baseline Receiver Water Quality Tables and Graphs

Table 5-4: RRP Monthly Surface Water Quality Monitoring Stations

Station	Description	Function (potential longer term function)
SW1	Pinewood River 0.3 km upstream of confluence with Clark Creek (Teeple Drain)	Background data for Pinewood River
SW2	West Creek above Highway 600	Background data for West Creek (this portion of West Creek to be diverted by RRP development)
SW3	Pinewood River at Pinewood River Road approximately 3 km downstream of confluence with Loslo Creek (Cowser Drain)	Pinewood River downstream station (permanent downstream station)
SW4	Unnamed Creek which drains Muskrat Lake, Rainy Lake catchment	Small creek control site outside of RRP influence (permanent reference station)
SW7A	West Creek above confluence with Pinewood River	Background data for West Creek (this portion of West Creek to be diverted by RRP development)
SW10	Pinewood River at Highway 600	Long term Pinewood River control station, positioned upstream of all proposed developments (permanent upstream station)
SW11	Clark Creek (Teeple Drain) 1.5 km north of Township landfill	Background data for Clark Creek (Clark Creek / Teeple Drain to be displaced by RRP development)
SW12A	Marr Creek 3.8 km above Highway 600	Background data for Marr Creek (Marr Creek to be displaced by RRP development)
SW13	Loslo Creek above Highway 600	Background data for Loslo Creek (Loslo Creek to be extensively displaced / modified by RRP development)
SW14	West Creek 2.5 km above Highway 600	Background data for West Creek (this portion of West Creek to be diverted by RRP development)
SW15	Pinewood River approximately 2 km above confluence with Rainy River	Pinewood River furthest downstream station (permanent downstream station)
SW16	Rainy River approximately 40 km upstream of confluence with Pinewood River	Rainy River upstream station (permanent upstream station)
SW17	Rainy River approximately 12 km downstream of confluence with Pinewood River	Rainy River downstream station (permanent downstream station)
SW18	Marr Creek at Highway 600	Background data for Marr Creek (Marr Creek to be displaced by RRP development)

397500 405000 412500 420000 427500 435000

5415000 5407500 5400000

Silton Township Conservation Reserve
Cranberry Lake Provincial Park
Agassiz Peatlands Provincial Park
Spruce Island Provincial Park
Hwy 621
Hwy 619
Hwy 617
Hwy 600
Hwy 11
Hwy 615
Hwy 71
Marsh Lake
Cranberry Lake
Garnland
North Branch
Dagrock
Finland
Muskrat Lake
Little Pine Lake
Boundary Lake
Orr Lake
Pinewood Lake
Splitrock River
McCallum Creek
Losio Creek
Marr Creek
West Creek
Clark Creek
Tait Creek
Blackhawk Creek
Gallinger Cr.
Pinewood River
Kishkakoesis River
Sturgeon Creek
Rainy River
CANADA
U.S.A.
Pinewood

LEGEND

- RRP Site
- Approximate Principal RRP Facilities
- Regional Road / Highway
- Permanent Watercourse
- Intermittent Watercourse
- Transmission Line
- Waterbody
- Pinewood River Watershed
- First Nation Reserve
- Conservation Reserve (Regulated)
- Provincial Park

Water Quality Sampling Locations (within study area)

- Water Quality Sampling Location (AMEC 2012)
- Water Quality Sampling Location (AMEC 2011)
- RRR Monthly Surface Water Quality Stations

NOTES:
- All base data on this map was extracted from Land Information Ontario (MNR), Queen's Printer for Ontario, 2011-2012 and NRCan Toporama 1:50,000 NTS CANVEC map sheets, 2011
- USA land extracted from ESRI base map service, USGS Topo maps

Datum: NAD83
Projection: UTM Zone 15N

0 3 6 12 18 24 30 Kilometres

newgold Rainy River Project: amec

RAINY RIVER PROJECT

Surface Water Quality Stations

PROJECT N°: TC111504	FIGURE: 5-9
SCALE: 1:119,500	DATE: October 2013

TABLE 5-22: 2010 TO 2012 SURFACE WATER ANALYTICAL RESULTS

		pH	Conductivity	Hardness as $CaCO_3$	Dissolved Organic Carbon	TSS	Total Ammonia-N	Fluoride	Nitrate	Nitrite	Cyanide-Total	Aluminum-Dissolved	Aluminum-Total	Antimony-Total	Arsenic-Total	Boron-Total	Cadmium-Total	Chromium-Total	Cobalt-Total	Copper-Total	Iron-Total	Lead-Total	Mercury-Total	Molybdenum-Total	Nickel-Total	Phosphorus-Total	Selenium-Total	Thallium-Total	Uranium-Total	Vanadium-Total	Zinc-Total
PWQO		6.5-8.5	-	-	-	-	-	-	-	-	0.005[A]	0.075[A,B]	-	0.02[J]	0.1(0.005[J])	0.2[J]	0.0002	0.001 / 0.0089[E]	0.0009	0.005 (0.005)[F]	0.3	0.020 / 0.025 (0.003 / 0.005)[H]	0.0002	0.04[H]	0.025	0.03[J]	0.1	0.0003[J]	0.005[J]	0.006[J]	0.03(0.02[J])
CEQG		6.5-9.0	-	-	-	-	-	0.12	2.935	0.06	0.005[A]	0.1[C]	-	-	0.005	1.5	0.000015-0.000088[D]	0.001 / 0.0089[E]	-	0.002 - 0.00622[G]	0.3	0.00102 - 0.01343[J]	0.000026	0.073[I]	0.025[J]	-	0.001	0.0008	0.015	-	0.03
RDL		0.10	3.0	5.0	1.0	2.0	0.020	0.030	0.030	0.020	0.0020	0.0050	0.0050	0.00010 / 0.00050 / 0.00060 / 0.0050	0.0010	0.050	0.000010 / 0.000017 / 0.000090[D*]	0.00050 / 0.0010	0.00050	0.00070 / 0.0010	0.020	0.00010 / 0.0010	0.000010 / 0.0010	0.00020 / 0.0010	0.0020	0.0050	0.00050 / 0.00040 / 0.00020 / 0.0010 / 0.0020	0.000030 / 0.000050 / 0.00030	0.0050	0.0010	0.0020 / 0.0030 / 0.0050
		units	uS/cm	mg/L	mg/L	mg/L	mg/L	mg/L	mg/L	mg/L	mg/L	mg/L	mg/L	mg/L	mg/L	mg/L	mg/L	mg/L	mg/L	mg/L	mg/L	mg/L	mg/L	mg/L	mg/L	mg/L	mg/L	mg/L	mg/L	mg/L	mg/L
SW1A	Min	7.17	180.0	79.0	11.1	4.7	0.020	0.030	0.030	0.01	0.0020	0.0025	0.042	0.0001	0.0007	0.010	0.00001	0.0005	0.0002	0.0009	0.266	0.0002	0.00001	0.0003	0.0010	0.028	0.0002	0.00001	0.0003	0.0006	0.0010
	Max	8.83	574.0	301.0	38.9	74.0	0.134	0.107	0.795	0.02	0.0050	0.0570	0.521	0.0050	0.0030	0.050	0.0001	0.0050	0.0006	0.0020	**0.942**	0.0036	0.0001	0.0010	0.0079	**0.130**	**0.0020**	0.00030	0.0050	0.0020	0.03
	Median	7.70	331.0	183.0	21.4	10.0	0.033	0.090	0.048	0.02	0.0020	0.0095	0.256	0.0005	0.0013	0.021	0.00004	0.0012	0.0005	0.0010	**0.615**	0.0005	0.00005	0.0010	0.0020	**0.063**	0.0010	0.00005	0.0007	0.0012	0.0048
	St Dev.	0.29	97.3	56.9	6.9	15.5	0.026	0.025	0.143	0.01	0.0013	0.0116	0.132	0.0009	0.0008	0.015	0.00004	0.0018	0.0001	0.0004	0.195	0.0007	0.00004	0.0003	0.0012	0.027	0.0006	0.00012	0.0019	0.0005	0.0064
	N	28	28	23	28	28	28	28	28	28	28	28	28	28	28	28	28	28	28	28	28	28	25	28	28	23	28	28	28	28	28
	75th %	7.90	384.5	216.5	25.2	18.6	0.050	0.100	0.100	0.02	0.0050	0.0143	0.369	0.0005	0.0026	0.033	0.00010	0.0050	0.0005	0.0013	**0.775**	0.0010	0.0001	0.0010	0.0022	**0.093**	**0.0020**	0.00011	0.0031	0.0020	0.0053
SW2	Min	7.30	136.0	72.1	8.9	2.0	0.020	0.030	0.030	0.01	0.0020	0.0021	0.019	0.00005	0.00050	0.0050	0.000005	0.00050	0.00007	0.0005	0.174	0.00005	0.000010	0.00031	0.0010	0.0128	0.00020	0.000003	0.00010	0.00050	0.0022
	Max	9.38	447.0	256.0	28.4	142.0	0.088	0.114	0.383	0.02	0.0050	0.035	0.610	0.0050	0.0030	0.050	**0.000100**	0.0050	0.0010	**0.0040**	**1.03**	**0.0012**	0.0001	0.0010	0.0030	**0.126**	**0.0020**	0.00030	0.0050	0.0032	**0.0506**
	Median	7.83	244.0	155.5	19.9	6.9	0.029	0.076	0.050	0.01	0.0025	0.0130	0.140	0.0005	0.0010	0.011	0.000050	0.0025	0.00050	0.0011	**0.550**	0.0005	0.000075	0.0010	0.0020	**0.038**	**0.0020**	0.00005	0.0003	0.0010	0.0050
	St Dev.	0.44	86.5	56.1	4.6	24.2	0.019	0.025	0.064	0.01	0	0.0087	0.122	0.0008	0.00062	0.0144	0.000037	0.00189	0.00017	0.0009	0.268	0.00031	0.00004	0.00026	0.0006	**0.029**	0.00063	0.00010	0.0017	0.00053	0.0082
	N	35	35	20	35	35	33	33	33	33	33	33	33	33	33	33	33	33	33	33	33	33	30	33	33	20	33	33	33	33	33
	75th %	8.00	293.5	205.3	22.7	17.0	0.050	0.100	0.100	0.02	0.0050	0.020	0.215	0.0005	0.0012	0.015	0.000100	0.0050	0.00050	0.0020	**0.860**	0.0005	0.0001	0.0010	0.0020	**0.060**	**0.0020**	0.00005	0.0008	0.0012	0.0050
SW3	Min	7.27	181.0	83.0	9.0	4.0	0.020	0.030	0.030	0.005	0.0020	0.0029	0.082	0.00008	0.00050	0.010	0.000011	0.0005	0.00022	0.00050	**0.290**	0.00014	0.000010	0.00041	0.0010	0.0292	0.00031	0.000004	0.00030	0.00050	0.0025
	Max	8.61	780.0	450.0	39.4	45.2	0.47	0.136	0.381	0.020	0.0050	0.038	2.77	0.0050	**0.0074**	0.050	0.000100	0.0050	0.0047	**0.0038**	**3.72**	**0.0017**	0.0001	0.0015	0.0050	**0.194**	**0.0020**	0.00030	0.0050	**0.0084**	0.0130
	Median	7.80	343.0	195.0	21.1	12.4	0.025	0.093	0.050	0.020	0.0020	0.0101	0.300	0.00050	0.0018	0.019	0.000050	0.0025	0.00050	0.0013	**0.789**	0.0005	0.00005	0.0010	0.0020	**0.069**	0.00100	0.00005	0.0010	0.0014	0.0050
	St Dev.	0.30	125.0	75.7	6.7	10.8	0.08	0.026	0.070	0	0	0.0083	0.505	0.0009	0.0015	0.015	0.000035	0.0018	0.00107	0.00076	0.74	0.00037	0.00004	0.00030	0.0012	0.044	0.00063	0.00012	0.0019	0.0015	0.0029
	N	29	29	23	29	29	28	28	28	28	28	28	28	28	28	28	28	28	28	28	28	28	25	28	28	23	28	28	28	28	28
	75th %	7.97	366.0	208.5	25.6	18.0	0.050	0.100	0.100	0.020	0.0050	0.015	0.389	0.00053	0.0031	0.037	0.000100	0.0050	0.00065	0.0020	**0.93**	0.0010	0.0001	0.0010	0.0033	**0.105**	**0.0020**	0.00011	0.0027	0.0020	0.0063
SW4	Min	6.64	74.0	34.9	7.9	1.0	0.020	0.030	0.030	0.005	0.0020	0.0056	0.018	0.00003	0.00030	0.0050	0.000005	0.00050	0.000085	0.00050	0.140	0.00009	0.000010	0.00005	0.0004	0.0123	0.00020	0.000003	0.000012	0.00020	0.0024
	Max	8.32	168.0	81.0	32.7	13.0	0.20	0.100	0.100	0.020	0.0050	0.028	0.244	0.0050	0.0010	0.050	0.000100	0.0050	0.00070	0.0010	**1.200**	0.0010	0.0001	0.0010	**0.092**	**0.037**	**0.0020**	0.00030	0.0050	0.0010	0.0129
	Median	7.00	131.5	61.8	18.5	4.1	0.050	0.038	0.050	0.020	0.0020	0.010	0.042	0.00050	0.0010	0.010	0.000040	0.00175	0.00050	0.0010	**0.345**	0.0005	0.00005	0.0008	0.0010	0.0217	0.00100	0.00005	0.0028	0.0008	0.0035
	St Dev.	0.30	22.1	11.6	7.1	3.3	0.056	0.030	0.030	0	0	0.0054	0.058	0.0009	0.00025	0.018	0.000038	0.00185	0.00017	0.00021	0.271	0.00034	0.00004	0.00038	0.01717	0.00682	0.00064	0.000119	0.0025	0.00032	0.0027
	N	28	28	23	28	28	28	28	28	28	28	28	28	28	28	28	28	28	28	28	28	28	25	28	28	23	28	28	28	28	28
	75th %	7.18	150.3	68.5	26.5	6.4	0.091	0.100	0.100	0.020	0.0050	0.016	0.067	0.00053	0.0010	0.022	0.000100	0.0050	0.00050	0.0010	**0.430**	0.0006	0.0001	0.0010	0.0020	0.0266	**0.0020**	0.00017	0.0050	0.0010	0.0050
SW6	Min	6.87	95.5	48.0	10.5	1.0	0.020	0.000	0.030	0.010	0.0020	0.0023	0.030	0.00004	0.00064	0.0087	0.000009	0.00050	0.00018	0.00083	**0.130**	0.00009	0.000010	0.00009	0.0010	0.0141	0.0002	0.000004	0.00002	0.00043	0.0029
	Max	8.65	456.0	270.0	41.0	238.0	0.77	**0.145**	0.300	0.020	0.0050	0.038	1.44	0.0050	0.0040	0.050	0.000100	0.0050	0.0032	**0.0041**	**6.74**	0.0011	0.0001	0.0011	0.0040	**0.208**	**0.0020**	0.00030	0.0050	0.0039	**0.046**
	Median	7.78	240.0	122.0	20.7	8.2	0.050	0.065	0.035	0.020	0.0020	0.009	0.150	0.00050	0.0010	0.018	0.000020	0.0012	0.00050	0.0010	**0.560**	0.0005	0.000010	0.0010	0.0020	**0.043**	0.001	0.00005	0.0010	0.0010	0.0042
	St Dev.	0.45	106.6	66.5	6.5	52.2	0.15	0.036	0.073	0	0	0.011	0.346	0.0010	0.00081	0.017	0.000041	0.00194	0.00057	0.0008	1.32	0.00033	0.00005	0.00031	0.00083	0.055	0.0007	0.00013	0.0022	0.0009	0.009
	N	23	23	23	23	23	23	23	23	23	23	23	23	23	23	23	23	23	23	23	23	23	20	23	23	23	23	23	23	23	23
	75th %	7.98	352.5	211.0	24.2	21.4	0.058	0.100	0.100	0.020	0.0050	0.018	0.384	0.00060	0.0018	0.050	0.000100	0.00500	0.00055	0.0013	**0.90**	0.0010	0.0001	0.0010	0.0023	**0.089**	**0.0020**	0.00030	0.0050	0.0019	0.0050
SW7A	Min	7.58	202.0	110.0	8.6	2.0	0.020	0.030	0.030	0.005	0.0020	0.0023	0.018	0.00004	0.00050	0.010	0.000005	0.00050	0.00008	0.00052	0.096	0.00007	0.000010	0.00050	0.0007	0.0196	0.0002	0.000003	0.00040	0.00056	0.0025
	Max	10.10	829.0	462.0	23.3	60.5	1.36	0.102	0.262	0.020	0.0050	0.065	1.000	0.0050	0.0030	0.050	0.000100	0.0050	0.0012	**0.018**	**1.90**	0.0010	0.0001	0.0025	0.0034	**0.458**	**0.0020**	0.00030	0.0050	0.0040	0.0140
	Median	7.98	383.0	210.0	15.8	8.0	0.046	0.094	0.050	0.010	0.0025	0.0090	0.205	0.00050	0.0010	0.017	0.000050	0.0025	0.00050	0.0011	**0.587**	0.0005	0.00005	0.0010	0.0019	**0.058**	0.001	0.00005	0.0010	0.0010	0.0050
	St Dev.	0.47	137.2	82.6	3.7	13.7	0.27	0.024	0.054	0	0	0.0127	0.230	0.0010	0.00060	0.015	0.000037	0.00186	0.00024	0.003	0.482	0.00031	0.00004	0.00049	0.00069	**0.097**	0.0006	0.00011	0.00179	0.00081	0.00234
	N	25	25	19	25	25	24	24	24	24	24	24	24	24	24	24	24	24	24	24	24	24	22	24	24	19	24	24	24	24	24
	75th %	8.10	472.0	258.0	18.8	21.6	0.07	0.100	0.100	0.020	0.0050	0.011	0.334	0.00050	0.0018	0.032	0.000100	0.0050	0.00050	0.00187	**0.868**	0.0006	0.0001	0.0013	0.0020	**0.102**	**0.0020**	0.00005	0.0026	0.0015	0.0050
SW10	Min	7.29	167.0	71.1	12.7	2.0	0.020	0.030	0.030	0.005	0.0020	0.0028	0.029	0.00007	0.00064	0.010	0.000006	0.00050	0.00019	0.0007	**0.287**	0.00012	0.000010	0.00035	0.0010	0.0243	0.00020	0.000004	0.00030	0.00050	0.0025
	Max	8.89	558.0	323.0	38.6	1340.0	0.22	0.111	0.606	0.020	0.0050	0.081	32.3	0.0050	**0.013**	0.050	**0.00074**	0.062	0.022	**0.036**	**42.3**	**0.023**	0.0001	0.0013	**0.051**	**1.400**	**0.0028**	0.00039	0.0050	**0.072**	**0.20**
	Median	7.81	318.0	185.0	22.9	7.0	0.032	0.088	0.050	0.020	0.0020	0.0080	0.155	0.00050	0.0013	0.022	0.000050	0.0019	0.00050	0.0010	**0.550**	0.0005	0.00005	0.0010	0.0020	**0.061**	0.0010	0.00005	0.0010	0.0010	0.0050
	St Dev.	0.30	112.2	69.0	7.1	247.2	0.039	0.026	0.108	0.0	0	0.0164	6.1	0.0009	0.0023	0.016	0.00014	0.011	0.0040	0.007	7.9	0.0043	0.00004	0.00026	0.009	0.279	0.00068	0.00013	0.0019	0.013	0.04
	N	29	29	23	29	29	28	28	28	28	28	28	28	28	28	28	28	28	28	28	28	28	24	28	28	23	28	28	28	28	28
	75th %	7.97	397.0	228.5	29.2	12.1	0.050	0.100	0.100	0.020	0.0050	0.0175	0.239	0.00053	0.0020	0.048	0.000100	0.0050	0.00050	0.0010	**0.671**	0.0010	0.0001	0.0010	0.0024	**0.087**	**0.0020**	0.00030	0.0035	0.0015	0.008
SW11	Min	6.84	83.0	53.0	10.7	1.0	0.020	0.030	0.030	0.005	0.0020	0.0064	0.023	0.00004	0.00043	0.0050	0.000009	0.00050	0.00018	0.00050	0.190	0.00006	0.000010	0.00009	0.0005	0.0152	0.0002	0.000004	0.000050	0.00023	0.0024
	Max	7.67	364.0	208.0	53.2	65.8	1.060	0.100	0.348	0.020	0.0050	0.046	1.050	0.0050	0.0030	0.050	0.000100	0.0050	0.0045	**0.0032**	**11.0**	0.0010	0.0001	0.0010	0.0030	**0.693**	**0.0020**	0.00030	0.0050	0.0026	0.013
	Median	7.25	190.0	115.0	27.2	5.0	0.040	0.055	0.050	0.020	0.0020	0.019	0.079	0.00050	0.0010	0.010	0.000042	0.0019	0.0012	0.0010	**1.64**	0.0005	0.00005	0.0010	0.0013	**0.042**	0.0010	0.00005	0.0027	0.0010	0.0050
	St Dev.	0.21	67.9	41.5	8.6	15.2	0.20	0.025	0.062	0	0	0.013	0.263	0.0009	0.00072	0.018	0.000038	0.00180	0.0012	0.00049	2.48	0.00033	0.00004	0.00038	0.00066	0.138	0.00064	0.00012	0.0025	0.00055	0.0020
	N	29	29	23	29	29	28	28	28	28	28	28	28	28	28	28	28	28	28	28	28	28	25	28	28	23	28	28	28	28	28
	75th %	7.44	246.0	146.5	35.8	13.0	0.069	0.100	0.100	0.020	0.0050	0.030	0.147	0.00053	0.0020	0.023	0.000100	0.0050	0.0021	0.0010	**2.13**	0.0007	0.0001	0.0010	0.0020	**0.070**	**0.0020**	0.00011	0.0050	0.0010	0.0053
SW12	Min	6.54	57.1	23.1	1.9	2.0	0.020	0.030	0.030	0.005	0.0020	0.0094	0.063	0.00003	0.00050	0.0050	0.000006	0.00050	0.00018	0.0005	**0.317**	0.00011	0.000010	0.00005	0.0005	0.0186	0.00020	0.000004	0.000050	0.00050	0.0010
	Max	7.49	238.0	123.0	47.1	108.0	0.74	0.100	0.200	0.020	0.0050	0.31	1.85	0.0050	0.0026	0.050	0.000100	0.0050	0.0051	**0.0055**	**8.09**	**0.0011**	0.0001	0.0010	0.0041	**0.205**	**0.0020**	0.00030	0.0050	0.0041	0.017
	Median	6.95	95.1	50.3	17.5	11.0	0.025	0.046	0.050	0.020	0.0020	0.037	0.245	0.00050	0.0010	0.010	0.000046	0.0021	0.00055	0.0014	**0.98**	0.0005	0.00005	0.0010	0.0016	**0.033**	0.0010	0.00005	0.0002	0.0010	0.0049
	St Dev.	0.26	50.0	28.0	9.3	22.3	0.17	0.030	0.045	0	0	0.064	0.394	0.0009	0.00061	0.019	0.000037	0.00178	0.0015	0.0011	2.06	0.00031	0.00004	0.00038	0.00082	0.045	0.00062	0.00012	0.0025	0.0010	0.0033
	N	29	29	23	29	29	28	28	28	28	28	28	28	28	28	28	28	28	28	28	28	28	25	28	28	23	28	28	28	28	28
	75th %	7.21	116.0	70.8	22.6	23.0	0.096	0.100	0.100	0.020	0.0050	0.075	0.400	0.00060	0.0014	0.024	0.000100	0.0050	0.00105	**0.0020**	**1.50**	0.0010	0.0001	0.0010	0.0020	**0.040**	**0.0020**	0.00011	0.0050	0.0015	0.0065
SW13	Min	7.35	172.0	83.3	10.7	0.5	0.020	0.030	0.030	0.005	0.0020	0.0018	0.021	0.00006	0.00046	0.010	0.000010	0.00050	0.000062	0.00050	0.037	0.00010	0.000010	0.00025	0.0005	0.0113	0.00020	0.000004	0.00010	0.00050	0.0020
	Max	8.90	662.0	409.0	37.2	39.0	0.71	**0.133**	0.260	0.020	0.0050	0.017	0.785	0.00500	0.0039	0.050	0.000100	0.0050	0.0048	**0.015**	**4.77**	0.0010	0.0001	0.0010	0.0037	**0.253**	**0.0020**	0.00030	0.0050	0.0040	0.0068
	Median	7.79	326.0	192.0	18.6	8.3	0.025	0.081	0.050	0.020	0.0020	0.0055	0.128	0.00050	0.0010	0.013	0.000037	0.00119	0.00050	0.0010	**0.350**	0.0005	0.00005	0.0010	0.0020	**0.042**	0.0010	0.00005	0.0010	0.0010	0.0034
	St Dev.	0.36	109.1	73.6	5.1	11.6	0.13	0.031	0.063	0	0	0.0029	0.153	0.0009	0.0008	0.017	0.000037	0.00184	0.0009	0.00266	0.93	0.00031	0.00004	0.00030	0.00090	0.051	0.00061	0.00012	0.0020	0.00077	0.0013
	N	29	29	23	29	29	28	28	28	28	28	28	28	28	28	28	28	28	28	28	28	28	25	28	28	23	28	28	28	28	28
	75th %	7.95	380.0	251.0	22.1	17.3	0.05	0.100	0.100	0.020	0.0050	0.0066	0.220	0.00053	0.0020	0.028	0.000100	0.0050	0.00050	0.0011	**0.646**	0.0007	0.0001	0.0010	0.0021	**0.066**	**0.0020**	0.00011	0.0044	0.0012	0.0050
SW14	Min	6.99	91.0	48.2	11.7	0.5	0.020	0.030	0.020	0.005	0.0020	0.0060	0.023	0.00004	0.00033	0.0043	0.000005	0.00050	0.000073	0.00050	0.111	0.00007	0.000010	0.00009	0.0005	0.0068	0.00020	0.000002	0.00004	0.00016	0.0020
	Max	9.38	297.0	169.0	33.7	28.0	1.23	0.100	0.282	0.906	0.0050	0.046	0.602	0.0050	0.0020	0.050	0.000100	0.0050	0.0018	0.0012	**1.60**	0.0010	0.0001	0.0010	0.0020	**0.052**	**0.0020**	0.00030	0.00500	0.0016	0.0100
	Median	7.40	156.0	96.0	24.1	5.0	0.028	0.050	0.050	0.020	0.0020	0.017	0.062	0.00050	0.0010	0.010	0.000043	0.00105	0.00050	0.0010	**0.335**	0.0005	0.00005	0.0010	0.0010	0.0220	0.00100	0.00005	0.00500	0.0010	0.0038
	St Dev.	0.49	53.7	32.4	5.5	6.9	0.24	0.029	0.053	0	0	0.0125	0.116	0.0009	0.00033	0.019	0.000038	0.00186	0.00031	0.00022	0.334	0.00035	0.00004	0.00038	0.00053	0.0109	0.00063	0.00012	0.00251	0.00036	0.0019
	N	29	29	23	29	29	28	28	28	28	28	28	28	28	28	28	28	28	28	28	28	28	25	28	28	23	28	28	28	28	28
	75th %	7.70	189.0	111.0	28.2	9.9	0.06	0.100	0.100	0.020	0.0050	0.027	0.097	0.00060	0.0010	0.020	0.000100	0.0050	0.00050	0.0010	**0.633**	0.0006	0.0001	0.0010	0.0013	**0.028**	**0.0020**	0.00011	0.00500	0.0010	0.0050
SW15	Min	7.38	140.0	60.6	8.7	2.0	0.020	0.030	0.030	0.005	0.0020	0.0050	0.069	0.00007	0.00056	0.0096	0.000013	0.00050	0.000072	0.0010	0.146	0.00014	0.000010	0.00021	0.0010	0.0229	0.00020	0.000004	0.00016	0.00020	0.0010
	Max	9.54	338.0	200.0	42.6	55.9	0.28	0.100	0.523	0.020	0.0050	0.200	1.70	0.0050	0.0030	0.050	0.000200	0.0050	0.9000	**0.0036**	**2.00**	0.0010	0.0001	0.0020	0.0052	**0.150**	**0.0020**	0.00030	0.0050	0.0050	0.03
	Median	7.77	178.0	90.7	23.6	13.0	0.025	0.052	0.050	0.020	0.0020	0.028	0.426	0.00050	0.0012	0.014	0.000050	0.0023	0.00050	0.0020	**0.885**	0.0007	0.00005	0.0010	0.0020	**0.061**	0.0010	0.00005	0.0006	0.0020	0.0047
	St Dev.	0.39	55.3	37.6	11.4	13.1	0.052	0.026	0.121	0	0	0.038	0.388	0.0009	0.00061	0.017	0.000046	0.00173	0.20076	0.00072	0.496	0.00030	0.00004	0.00038	0.00104	**0.035**	0.00062	0.00012	0.0021	0.0010	0.0070
	N	29	29	23	29	29	28	28	28	28	28	28	28	28	28	28	28	28	28	28	28	28	25	28	28	23	28	28	28	28	28
	75th %	7.96	239.0	135.0	30.4	25.0	0.050	0.100	0.100	0.020	0.0050	0.047	0.809	0.00060	0.0020	0.039	0.000100	0.0050	0.00073	**0.0029**	**1.11**	0.0010	0.0001	0.0010	0.0030	**0.085**	**0.0020**	0.00011	0.0050	0.0030	0.0073
SW17	Min	6.80	74.0	31.0	6.6	1.0	0.020	0.030	0.030	0.005	0.0020	0.011	0.048	0.00006	0.00042	0.0050	0.000010	0.00050	0.000050	0.0010	0.083	0.00008	0.000010	0.00017	0.0005	0.0168	0.00020	0.000004	0.000050	0.00020	0.0003
	Max	9.73	180.0	76.0	26.3	74.0	0.080	0.100	0.300	0.020	0.0050	0.073	0.900	0.0050	0.0010	0.050	0.00015	0.0050	0.00055	**0.003**	**1.110**	0.0010	0.0001	0.0010	0.0020	**0.062**	**0.0020**	0.00030	0.0050	0.0026	0.016
	Median	7.51	103.0	41.0	10.9	6.8	0.025	0.046	0.050	0.020	0.0020	0.022	0.129	0.00050	0.0010	0.010	0.000050	0.00150	0.00050	0.0013	0.230	0.0005	0.00005	0.0010	0.0010	0.0278	0.0010	0.00005	0.0002	0.0010	0.0040
	St Dev.	0.48	22.6	10.9	5.5	17.0	0.017	0.029	0.059	0	0	0.0156	0.170	0.0009	0.00025	0.018	0.000040	0.00182	0.00017	0.00050	0.253	0.00033	0.00004	0.00035	0.00048	0.0151	0.00064	0.00012	0.0022	0.00043	0.0030
	N	29	29	23	29	29	28	28	28	28	28	28	28	28	28	28	28	28	28	28	28	28	25	28	28	23	28	28	28	28	28
	75th %	7.59	112.0	42.8	13.6	16.0	0.050	0.100

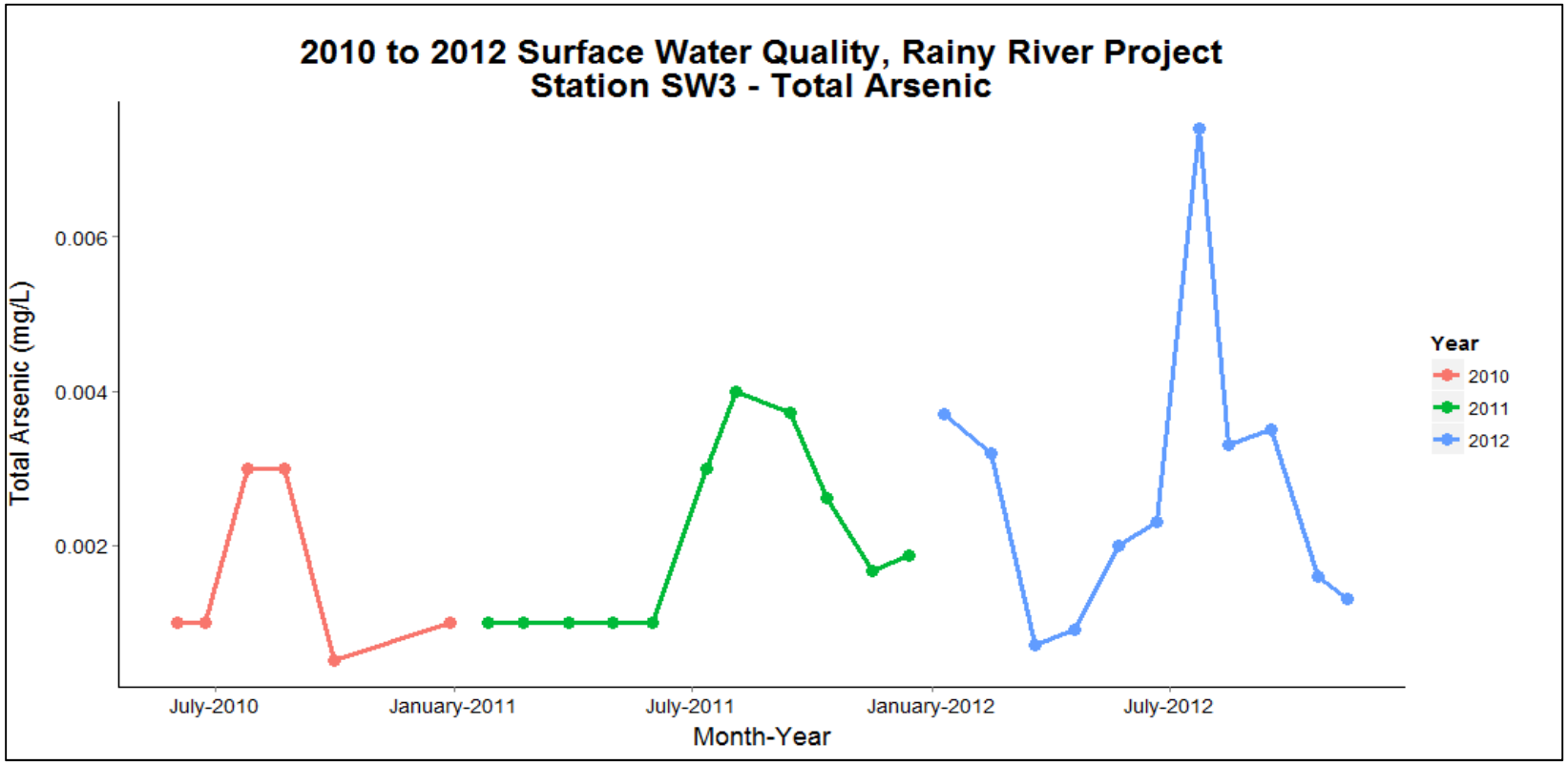
2010 to 2012 Surface Water Quality, Rainy River Project
Station SW3 - Total Arsenic
Total Arsenic (mg/L)
0.006
0.004
0.002
July-2010
January-2011
July-2011
January-2012
July-2012
Month-Year
Year
2010
2011
2012

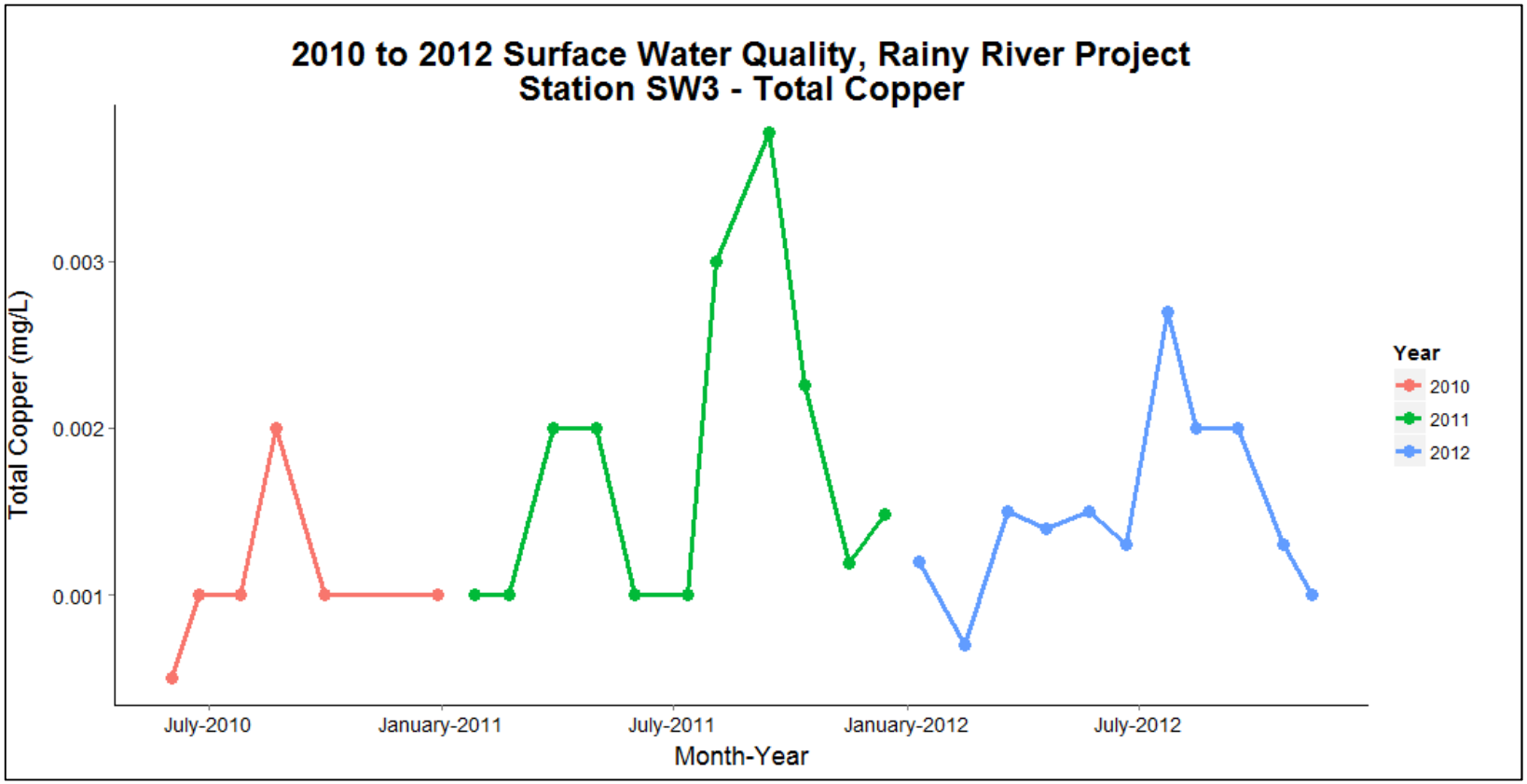
2010 to 2012 Surface Water Quality, Rainy River Project
Station SW3 - Total Copper
Total Copper (mg/L)
0.003
0.002
0.001
July-2010
January-2011
July-2011
January-2012
July-2012
Month-Year
Year
2010
2011
2012

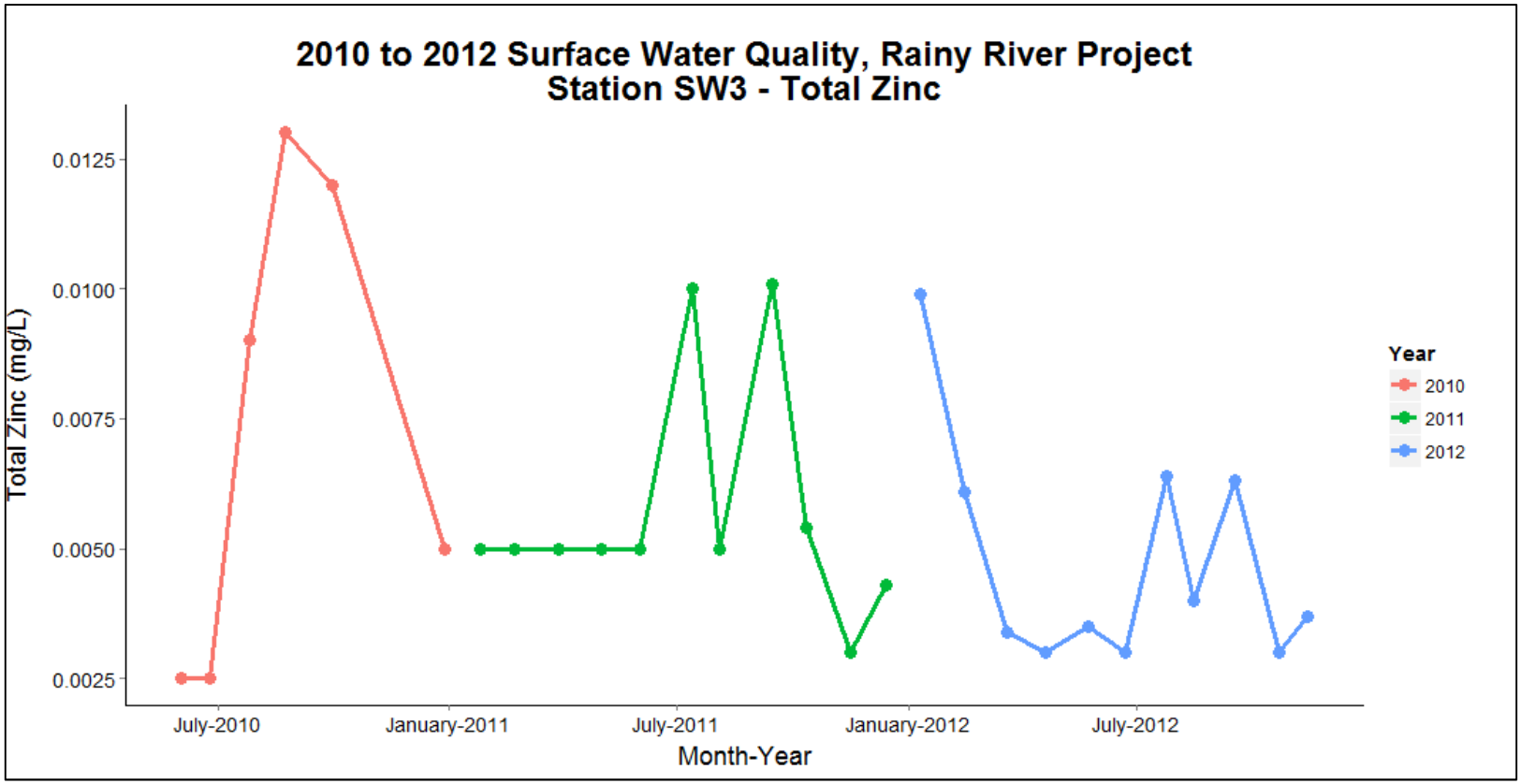
2010 to 2012 Surface Water Quality, Rainy River Project
Station SW3 - Total Zinc
Total Zinc (mg/L)
0.0125
0.0100
0.0075
0.0050
0.0025
July-2010
January-2011
July-2011
January-2012
July-2012
Month-Year
Year
2010
2011
2012

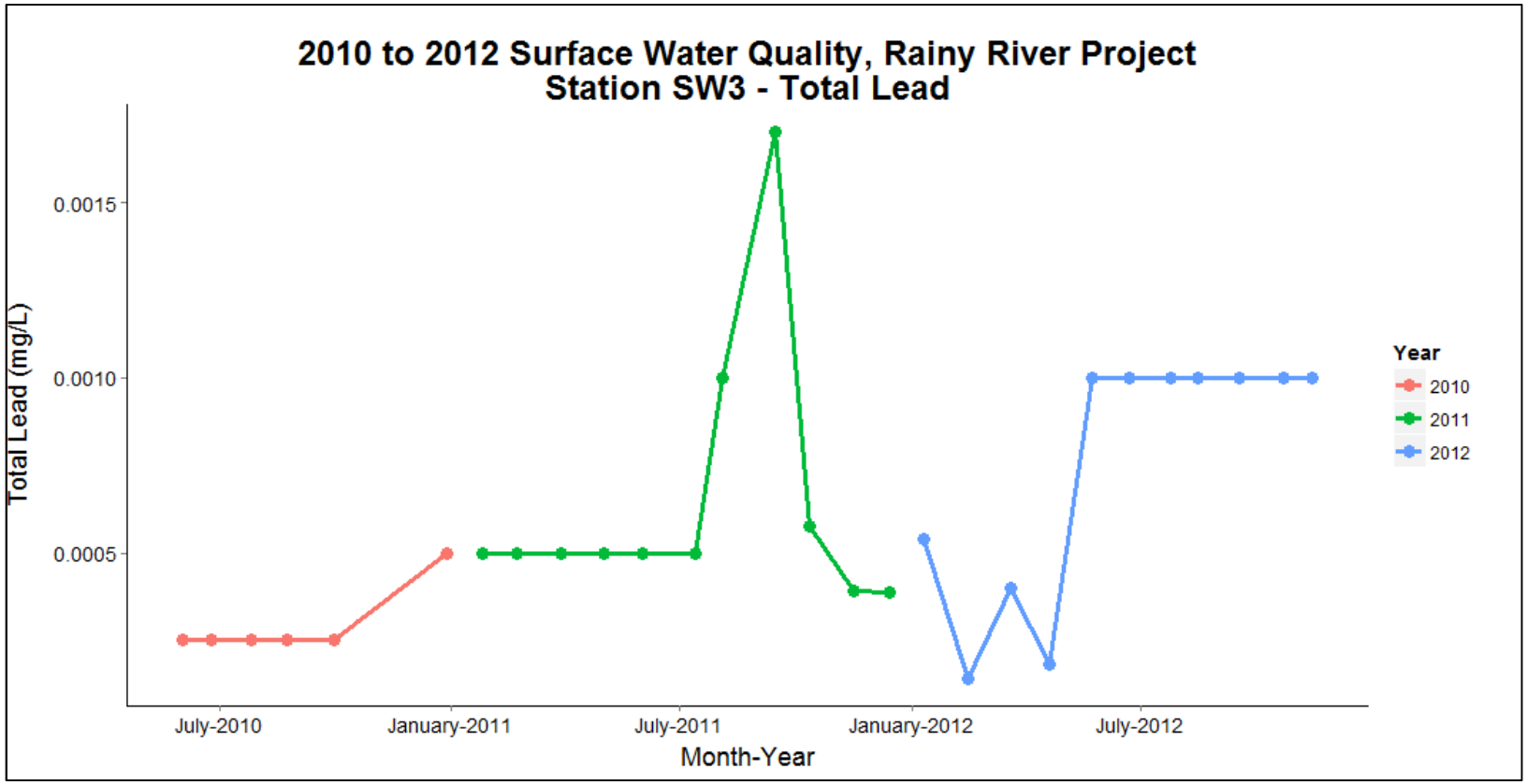
2010 to 2012 Surface Water Quality, Rainy River Project
Station SW3 - Total Lead
Total Lead (mg/L)
0.0015
0.0010
0.0005
July-2010
January-2011
July-2011
January-2012
July-2012
Month-Year
Year
2010
2011
2012

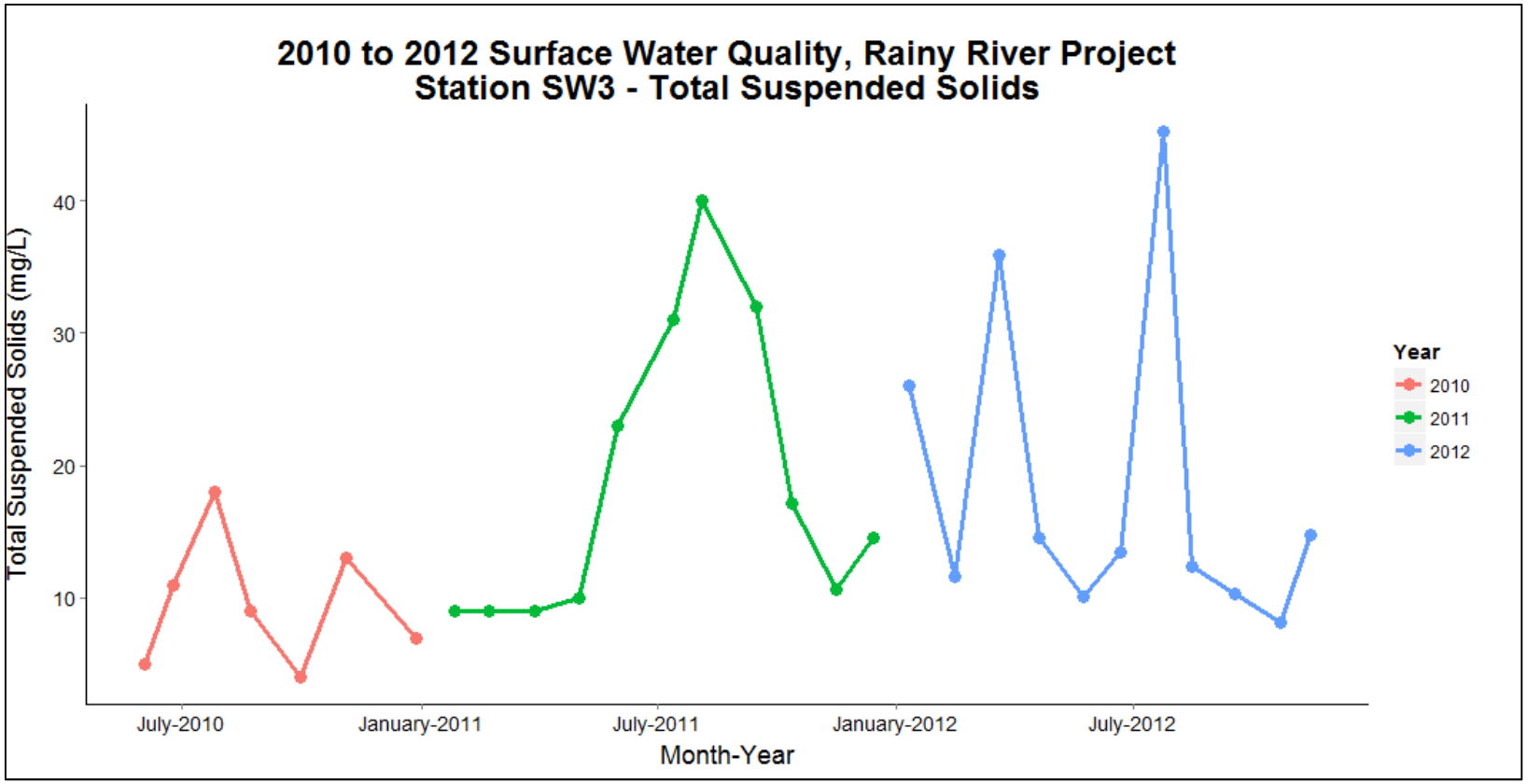
2010 to 2012 Surface Water Quality, Rainy River Project
Station SW3 - Total Suspended Solids
Total Suspended Solids (mg/L)
40
30
20
10
July-2010
January-2011
July-2011
January-2012
July-2012
Month-Year
Year
2010
2011
2012

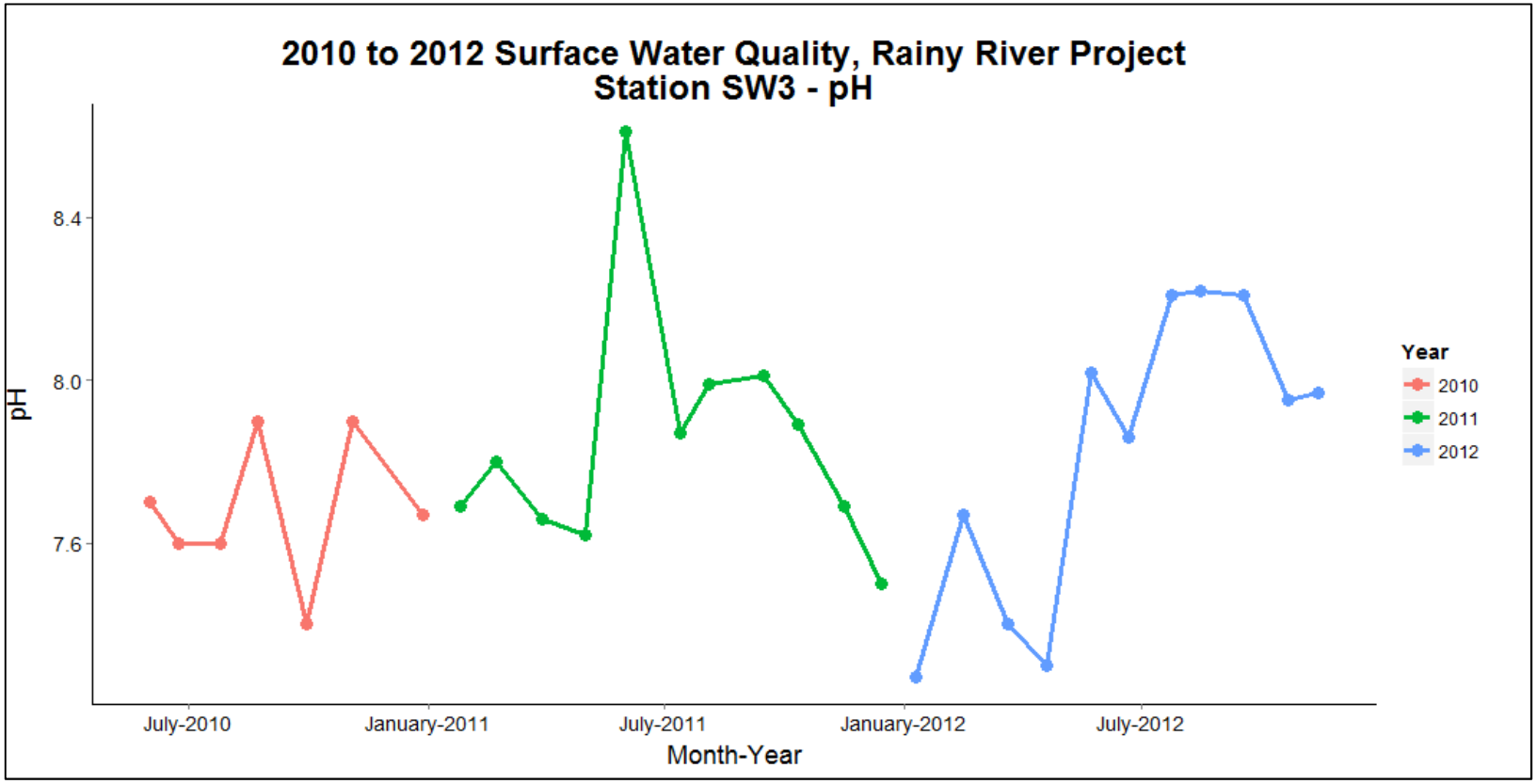
2010 to 2012 Surface Water Quality, Rainy River Project
Station SW3 - pH
pH
8.4
8.0
7.6
July-2010
January-2011
July-2011
January-2012
July-2012
Month-Year
Year
2010
2011
2012

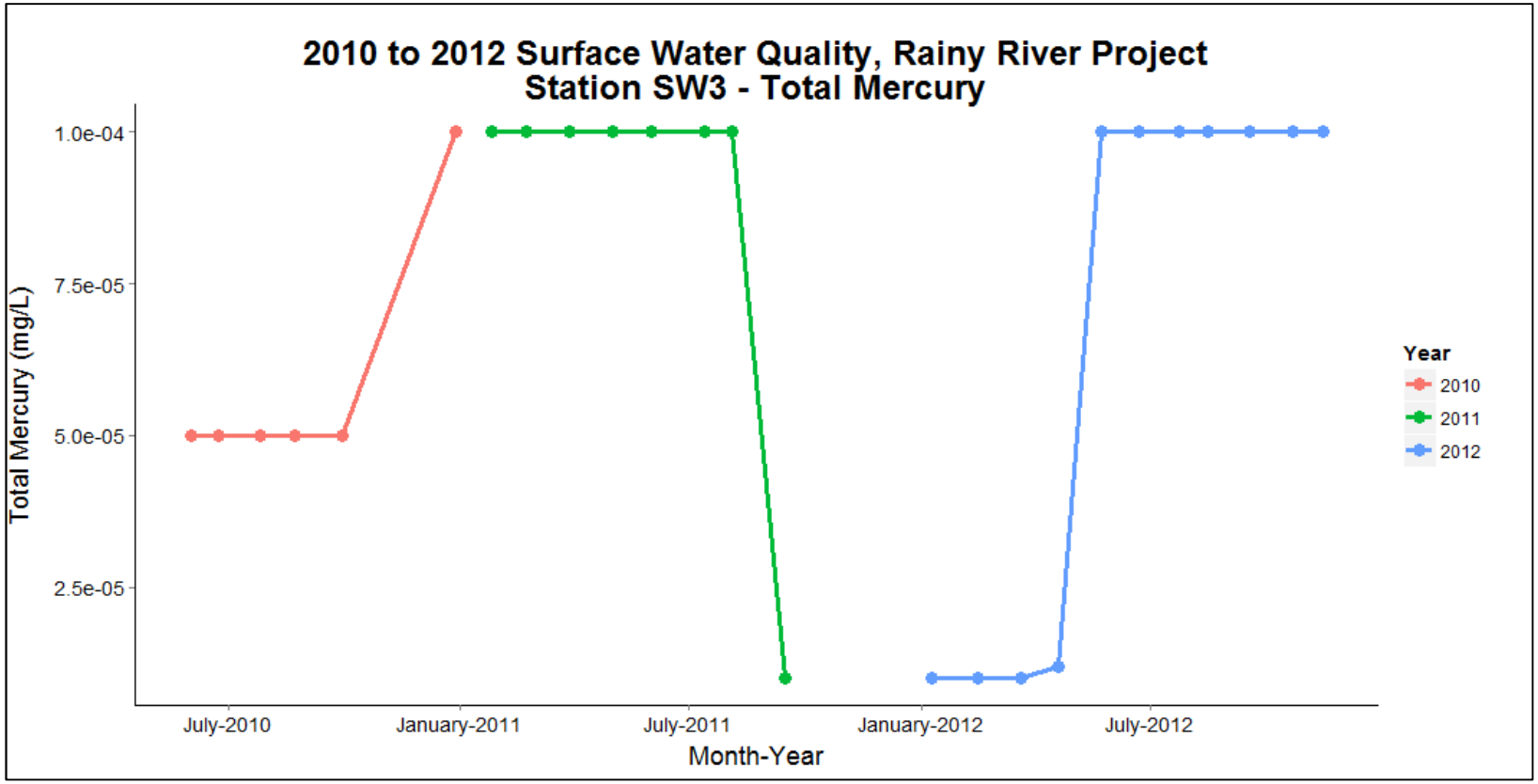
2010 to 2012 Surface Water Quality, Rainy River Project
Station SW3 - Total Mercury
Total Mercury (mg/L)
1.0e-04
7.5e-05
5.0e-05
2.5e-05
July-2010
January-2011
July-2011
January-2012
July-2012
Month-Year
Year
2010
2011
2012

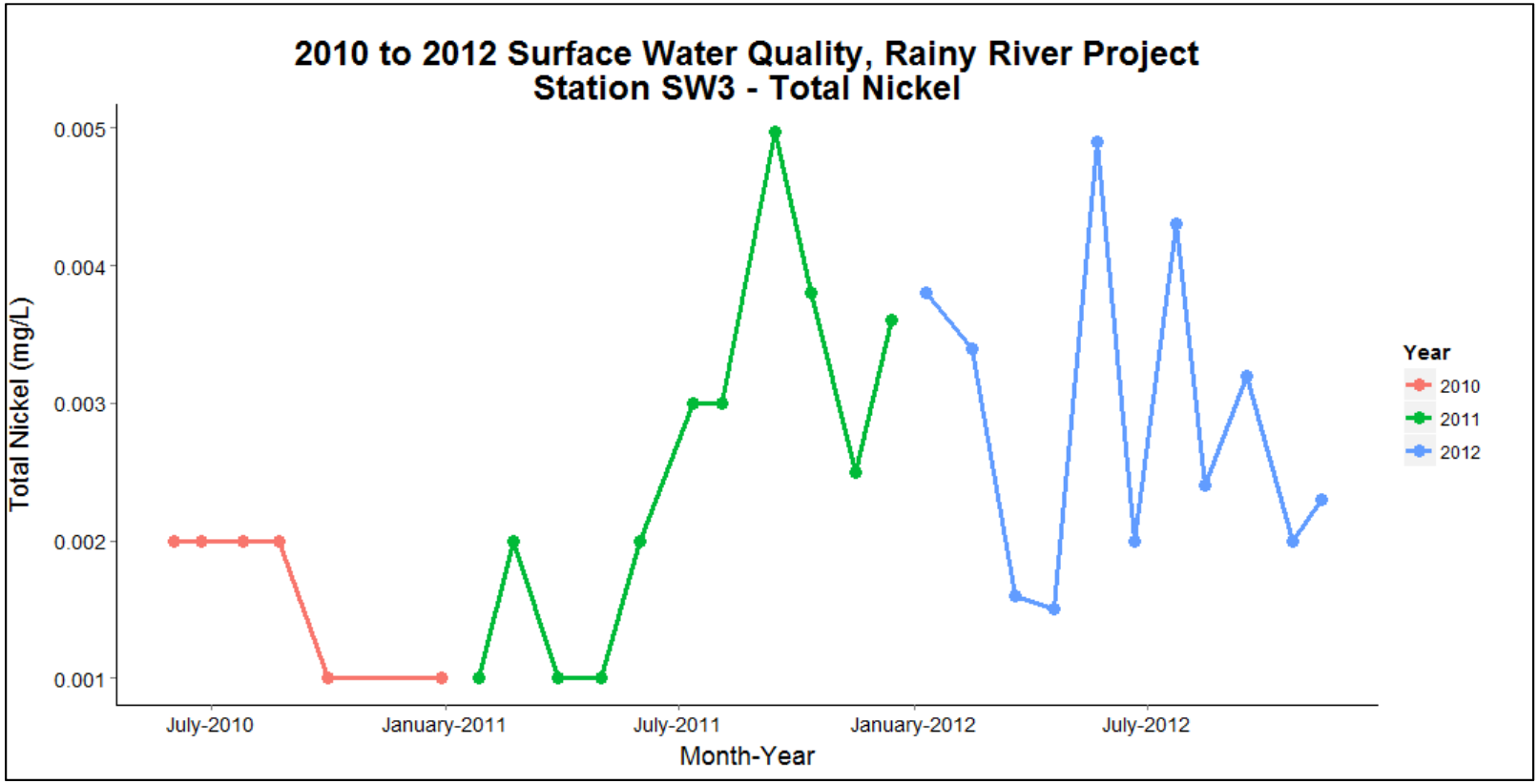
2010 to 2012 Surface Water Quality, Rainy River Project
Station SW3 - Total Nickel
Total Nickel (mg/L)
0.005
0.004
0.003
0.002
0.001
July-2010
January-2011
July-2011
January-2012
July-2012
Month-Year
Year
2010
2011
2012

newgold™ Rainy River

2021 Annual Surface Water Report
Appendix C

Monthly Surface Water Quality, Discharge Rates, Mixing Ratios and Effluents Water Quality

newgold™ Rainy River

Table C1: January 2021 Surface Water Quality for Selected Parameters

Receiver	Parameter	Field pH	Field Temperature	Conductivity	Hardness	Ammonia, Unionized	Arsenic, Total	Copper, Total	Cyanide, Free	Lead, Total	Nickel, Total	Zinc, Total	Total Suspended Solids	Aluminum, Total	Cadmium, Total	Chromium, Total	Cobalt, Total	Iron, Total	Mercury, Total	Phosphorus, Total
	Unit	pH units	°C	µS/cm	mg/L	mg/L	mg/L	mg/L	mg/L	mg/L	mg/L	mg/L	mg/L	mg/L	mg/L	mg/L	mg/L	mg/L	mg/L	mg/L
ECA Benchmarks						**0.02**	**0.01**	**0.008**	**0.005**	**0.008**	**0.025**	**0.09**		**0.075**	**0.0001**	**0.001**	**0.0009**	**0.30**	**0.0002**	
Pinewood River	SW20	7.01	0.7	360	172	0.000157	0.0008	0.0007	0.0005	0.00016	0.0017	0.0055	4.0	**0.132**	0.000016	0.00070	0.00047	**0.77**	<0.000005	0.040
	SW10	7.21	0.0	430	211	0.000205	0.0012	0.0006	0.0005	0.00012	0.0017	0.0020	4.0	**0.104**	0.000014	0.00050	**0.00107**	**1.13**	<0.000005	0.065
	SW21A	7.18	-0.4	1320	535	0.000589	0.0009	0.0008	<0.0001	0.00002	0.0011	0.0050	10.5	0.053	0.000006	0.00020	0.00067	0.16	<0.000005	0.020
	SW22A	6.88	-0.5	626	277	0.000052	0.0016	0.0007	0.0005	0.00024	0.0021	0.0050	13.5	**0.214**	0.000011	0.00070	**0.00214**	**1.95**	<0.000005	0.230
	SW03	6.92	-0.5	622	286	0.000071	0.0015	0.0012	0.0007	0.00021	0.0025	0.0065	6.0	**0.218**	0.000021	0.00060	**0.00166**	**1.18**	<0.000005	0.105
	SW23	6.86	-0.4	491	234	0.000085	0.0015	0.0013	0.0005	0.00032	0.0026	0.0050	9.5	**0.362**	0.000018	0.00090	**0.00124**	**1.33**	<0.000005	0.070
	SW24	6.83	-0.4	486	236	0.000083	0.0014	0.0015	0.0003	0.00034	0.0026	0.0045	10.5	**0.380**	0.000020	**0.00100**	**0.00124**	**1.37**	<0.000005	0.070
	SW15	6.87	-0.6	126	53.9	0.000022	0.0005	0.0013	0.0003	0.00009	0.0008	0.0135	<0.5	**0.092**	0.000011	0.00050	0.00009	0.20	<0.000005	0.010
Clark Creek	SW28A	7.58	-0.1	369	195	0.000361	0.0010	0.0009	0.0003	0.00006	0.0011	0.0005	4.5	**0.133**	0.000004	0.00030	0.00019	0.13	<0.000005	0.015
West Creek	SW02	7.26	0.0	165	96.5	0.000521	0.0006	0.0004	0.0008	0.00025	0.0005	0.0040	6.0	**0.086**	0.000014	0.00040	0.00050	**0.79**	<0.000005	<0.005
	SW25	6.33	-0.1	566	282	0.000044	0.0007	0.0021	0.0001	0.00005	0.0015	0.0455	2.0	0.071	0.000010	0.00040	0.00048	0.17	<0.000005	0.025
	SW26	6.41	0.1	815	418	0.000040	0.0016	0.0013	0.0002	0.00004	0.0014	0.0260	3.0	0.059	0.000011	0.00030	0.00039	**0.46**	<0.000005	0.020
Loslo Creek	SW27	6.83	-0.2	538	252	0.000034	0.0016	0.0006	0.0005	0.00016	0.0020	0.0135	12.5	**0.147**	0.000013	0.00060	**0.00198**	**2.07**	<0.000005	0.260
Tait Creek	SW29	No Sample											No Sample							
Rainy River	SW16	6.45	0.7	70.8	28.9	<0.0000060	0.0004	0.0010	0.0002	0.00005	0.0006	0.0030	2.0	0.066	0.000002	0.00050	0.00005	0.09	<0.000005	<0.005
	SW17	6.77	0.6	94.6	39.2	0.0000	0.0004	0.0010	<0.0001	0.00006	0.0006	0.0090	<0.5	**0.084**	0.000003	0.00040	0.00007	0.14	<0.000005	<0.005

Table C2: February 2021 Surface Water Quality for Selected Parameters

Receiver	Parameter	Field pH	Field Temperature	Conductivity	Hardness	Ammonia, Unionized	Arsenic, Total	Copper, Total	Cyanide, Free	Lead, Total	Nickel, Total	Zinc, Total	Total Suspended Solids	Aluminum, Total	Cadmium, Total	Chromium, Total	Cobalt, Total	Iron, Total	Mercury, Total	Phosphorus, Total
	Unit	pH units	°C	µS/cm	mg/L	mg/L	mg/L	mg/L	mg/L	mg/L	mg/L	mg/L	mg/L	mg/L	mg/L	mg/L	mg/L	mg/L	mg/L	mg/L
ECA Benchmarks						**0.02**	**0.01**	**0.008**	**0.005**	**0.008**	**0.025**	**0.09**		**0.075**	**0.0001**	**0.001**	**0.0009**	**0.30**	**0.0002**	
Pinewood River	SW20	6.89	-0.2	533	273	0.000342	0.0008	0.0007	0.0007	0.00048	0.0019	0.0076	21.0	**0.285**	0.000019	0.00054	**0.00292**	**4.73**	0.00001	0.192
	SW10	6.99	0.1	531	282	0.000440	0.0012	0.0006	0.0002	0.00052	0.0020	0.0064	15.5	**0.302**	0.000023	0.00056	**0.00182**	**1.99**	0.000005	0.116
	SW21A	7.37	3.0	654	325	0.000786	0.0009	0.0008	0.0002	0.00054	0.0025	0.0058	17.0	**0.603**	0.000031	**0.00112**	**0.00294**	**2.68**	0.000005	0.192
	SW22A	6.96	2.0	596	314	0.000639	0.0016	0.0007	0.0015	0.0003	0.0019	0.0128	18.0	**0.368**	0.000016	0.00096	**0.00311**	**6.50**	<0.000005	0.734
	SW03	6.8	1.0	611	306	0.000323	0.0015	0.0012	0.0005	0.00038	0.0023	0.0120	26.5	**0.311**	0.000016	0.00058	**0.00389**	**7.17**	0.000005	0.366
	SW23	7.06	-0.7	579	310	0.000432	0.0015	0.0013	0.0003	0.00076	0.0028	0.0050	16.0	**0.801**	0.000029	**0.00154**	**0.00203**	**2.89**	0.000005	0.116
	SW24	6.96	-0.6	579	309	0.000353	0.0014	0.0015	0.0007	0.00074	0.0028	0.0150	13.0	**0.555**	0.000024	0.00096	**0.00176**	**2.45**	0.000005	0.102
	SW15	7.11	-0.7	106	44.5	<0.000024	0.0005	0.0013	0.0005	0.00014	0.0006	0.0058	0.5	**0.088**	0.000005	0.00012	0.00006	0.19	<0.000005	0.010
Clark Creek	SW28A	No Sample											No Sample							
West Creek	SW02	6.54	-0.7	238	133	0.000269	0.0006	0.0004	0.0003	0.00032	0.0006	0.0096	11.5	**0.177**	0.000015	0.00028	**0.00424**	**2.18**	0.000005	0.036
	SW25	7.3	5.0	465	337	0.002080	0.0007	0.0021	0.0005	0.0022	0.0015	0.0470	31.5	**0.950**	0.000052	**0.00150**	**0.00155**	**2.16**	<0.000005	0.264
	SW26	6.93	2.0	1080	647	0.000449	0.0016	0.0013	0.0004	0.00012	0.0018	0.0298	3.5	0.028	0.000008	0.00020	**0.00121**	**0.92**	<0.000005	0.064
Loslo Creek	SW27	No Sample											No Sample							
Tait Creek	SW29	6.38	2.0	346	201	0.000379			0.0007	0.00024	0.0016	0.0060	14.50	**0.232**	0.000011	0.00070	**0.00272**	**5.28**	<0.000005	0.336
Rainy River	SW16	6.66	-0.7	65.6	26.8	<0.0000086	0.0004	0.0010	0.0004	0.0001	0.0005	0.0186	2.5	**0.083**	0.000003	0.00010	0.00069	0.11	<0.000005	0.008
	SW17	6.83	-0.7	87.6	35.5	<0.000013	0.0004	0.0010	0.0069	0.00010	0.0005	0.0074	3.5	**0.113**	0.000005	0.00014	0.00007	0.19	<0.000005	0.008

newgold™ Rainy River

Table C3: March 2021 Surface Water Quality for Selected Parameters

Receiver	Parameter	Field pH	Field Temperature	Conductivity	Hardness	Ammonia, Unionized	Arsenic, Total	Copper, Total	Cyanide, Free	Lead, Total	Nickel, Total	Zinc, Total	Total Suspended Solids	Aluminum, Total	Cadmium, Total	Chromium, Total	Cobalt, Total	Iron, Total	Mercury, Total	Phosphorus, Total
	Unit	pH units	°C	µS/cm	mg/L	mg/L	mg/L	mg/L	mg/L	mg/L	mg/L	mg/L	mg/L	mg/L	mg/L	mg/L	mg/L	mg/L	mg/L	mg/L
ECA Benchmarks						**0.02**	**0.01**	**0.008**	**0.005**	**0.008**	**0.025**	**0.09**		**0.075**	**0.0001**	**0.001**	**0.0009**	**0.30**	**0.0002**	
Pinewood River	SW20	6.93	2.0	256	102	0.000023	0.0006	0.0009	0.0005	0.00016	0.0011	0.0028	4.5	**0.226**	0.000009	0.00018	0.00023	**0.43**	0.000005	0.028
	SW10	7.06	2.0	247	108	0.000039	0.0007	0.0010	0.0003	0.00018	0.0013	0.0018	8.0	**0.282**	0.000008	0.00032	0.00028	**0.45**	0.000005	0.038
	SW21A	6.92	3.0	266	113	<0.000021	0.0007	0.0009	0.0002	0.00016	0.0012	0.0016	4.5	**0.163**	0.000010	0.00010	0.00030	**0.48**	<0.000005	0.056
	SW22A	6.85	2.0	281	116	<0.000017	0.0007	0.0010	0.0002	0.00018	0.0012	0.0026	4.0	**0.194**	0.000010	0.00016	0.00030	**0.48**	0.000005	0.046
	SW03	6.74	0.5	310	132	0.000019	0.0007	0.0011	0.0020	0.00024	0.0013	0.0026	7.0	**0.320**	0.000012	0.00040	0.00039	**0.60**	0.000005	0.050
	SW23	7.03	0.6	241	111	0.000050	0.0008	0.0012	0.0003	0.00026	0.0013	0.0026	7.5	**0.315**	0.000012	0.00044	0.00038	**0.69**	0.000005	0.052
	SW24	6.74	0.5	243	111	0.000028	0.0008	0.0012	0.0004	0.00026	0.0013	0.0026	6.5	**0.275**	0.000012	0.00032	0.00038	**0.63**	0.000005	0.044
	SW15	No Sample											No Sample							
Clark Creek	SW28A	6.76	3.0	229	119	<0.000015	0.0006	0.0008	0.0003	0.00016	0.0008	0.0014	5	**0.151**	0.000007	0.00012	0.00015	0.26	<0.000005	0.014
West Creek	SW02	6.76	3.0	156	82.6	0.000044	0.0005	0.0005	0.0002	0.00010	0.0005	0.0016	<0.5	0.050	0.000005	<0.00002	0.00018	**0.34**	0.000005	0.014
	SW25	7.42	6.0	260	125	<0.000089	0.0006	0.0016	0.0002	0.00026	0.0011	0.0054	2.0	**0.244**	0.000010	0.00024	0.00020	0.27	0.000005	0.028
	SW26	7.41	4.0	274	130	<0.000072	0.0008	0.0017	0.0004	0.00022	0.0013	0.0090	2.5	**0.283**	0.000007	0.00024	0.00034	**0.32**	0.000005	0.028
Loslo Creek	SW27	7.03	0.7	380	162	<0.000023	0.0007	0.0013	0.0004	0.00014	0.0011	0.0050	3	**0.191**	0.000008	0.00008	0.00036	**0.32**	<0.000005	0.038
Tait Creek	SW29	No Sample											No Sample							
Rainy River	SW16	7.18	4	100	39.7	<0.000041	0.00043	0.0011	0.0001	0.00012	0.0008	0.0016	4.5	**0.164**	0.000008	0.00026	0.00013	0.29	<0.000005	0.016
	SW17	7.19	5.0	113	45	<0.000046	0.0007	0.0019	<0.0001	0.00080	0.0019	0.0062	72.0	**0.706**	0.000028	**0.00126**	0.00061	**1.14**	0.000005	0.046

Table C4: April 2021 Surface Water Quality for Selected Parameters

Receiver	Parameter	Field pH	Field Temperature	Conductivity	Hardness	Ammonia, Unionized	Arsenic, Total	Copper, Total	Cyanide, Free	Lead, Total	Nickel, Total	Zinc, Total	Total Suspended Solids	Aluminum, Total	Cadmium, Total	Chromium, Total	Cobalt, Total	Iron, Total	Mercury, Total	Phosphorus, Total
	Unit	pH units	°C	µS/cm	mg/L	mg/L	mg/L	mg/L	mg/L	mg/L	mg/L	mg/L	mg/L	mg/L	mg/L	mg/L	mg/L	mg/L	mg/L	mg/L
ECA Benchmarks						**0.02**	**0.01**	**0.008**	**0.005**	**0.008**	**0.025**	**0.09**		***0.075***	***0.0001***	***0.001***	***0.0009***	***0.3***	***0.0002***	
Pinewood River	SW20	7.46	3.0	248	117	0.000077	0.0006	0.0012	0.0005	0.00008	0.0012	0.0028	0.5	**0.174**	0.000006	0.00046	0.00012	0.26	<0.000005	0.012
	SW10	7.52	4.0	224	120	<0.000091	0.0007	0.0012	0.0008	0.00010	0.0013	0.0018	3.5	**0.195**	0.000008	0.00052	0.00017	**0.30**	<0.000005	0.016
	SW21A	7.42	4.0	298	156	<0.000076	0.0008	0.0011	0.0003	0.00006	0.0011	0.0010	2.0	**0.092**	0.000005	0.00030	0.00015	0.23	<0.000005	0.016
	SW22A	7.42	4.0	305	164	<0.000076	0.0007	0.0012	0.0005	0.00008	0.0012	0.0014	2.5	**0.115**	0.000005	0.00034	0.00015	0.23	<0.000005	0.018
	SW03	7.4	5.0	285	151	<0.000076	0.0008	0.0024	0.0006	0.00022	0.0018	0.0026	14.5	**0.411**	0.000014	0.00082	0.00032	**0.53**	0.000005	0.032
	SW23	7.38	4.0	201	115	<0.000068	0.0008	0.0013	0.0007	0.00016	0.0012	0.0018	6.0	**0.253**	0.000011	0.00050	0.00023	**0.40**	<0.000005	0.022
	SW24	7.29	4.0	199	113	<0.000056	0.0008	0.0013	0.0006	0.00018	0.0012	0.0018	6.5	**0.292**	0.000011	0.00060	0.00025	**0.44**	0.000005	0.020
	SW15	7.31	5.0	185	107	0.000064	0.0009	0.0021	0.0007	0.00042	0.0018	0.0036	16	**0.718**	0.000022	**0.00132**	0.00046	**0.89**	0.000005	0.034
Clark Creek	SW28A	7.53	2.0	225	140	<0.000079	0.0006	0.0008	0.0005	0.00006	0.0008	0.0014	2.5	**0.079**	0.000006	0.00026	0.00010	0.15	<0.000005	<0.002
West Creek	SW02	6.91	3.0	89.8	60.5	<0.000022	0.0005	0.0005	0.0013	0.00004	0.0004	0.0010	<0.5	0.055	0.000003	0.00024	0.00006	0.13	<0.000005	<0.002
	SW25	8.07	7.0	289	163	<0.00040	0.0007	0.0018	0.0005	0.0001	0.0013	0.0052	1.5	**0.152**	0.000008	0.00094	0.00014	0.20	<0.000005	0.018
	SW26	8.10	6.0	303	167	<0.00040	0.0007	0.0017	0.0005	0.00008	0.0010	0.0038	1.5	**0.116**	0.000005	0.00028	0.00013	0.16	<0.000005	0.012
Loslo Creek	SW27	7.63	3.0	331	179	<0.00011	0.0007	0.0017	0.002	0.00008	0.0011	0.0034	1.5	**0.139**	0.000006	0.00034	0.00014	0.17	<0.000005	0.012
Tait Creek	SW29			119			0.0006	0.0005	0.001	0.00010	0.0008	0.0020	<0.5	**0.104**	0.000006	0.00032	0.00010	0.20	0.00001	0.008
Rainy River	SW16	7.23	6	76.6	31.9	0.000076	0.0006	0.0015	0.0005	0.00028	0.0012	0.0022	11.5	**0.412**	0.000011	0.00098	0.00028	**0.60**	<0.000005	0.018
	SW17	7.44	6.0	92.8	51.4	<0.000090	0.0006	0.0014	0.0005	0.00032	0.0012	0.0032	13.5	**0.333**	0.000016	0.00072	0.00026	**0.52**	0.000005	0.012

Table C5: May 2021 Surface Water Quality for Selected Parameters

Receiver	Parameter	Field pH	Field Temperature	Conductivity	Hardness	Ammonia, Unionized	Arsenic, Total	Copper, Total	Cyanide, Free	Lead, Total	Nickel, Total	Zinc, Total	Total Suspended Solids	Aluminum, Total	Cadmium, Total	Chromium, Total	Cobalt, Total	Iron, Total	Mercury, Total	Phosphorus, Total
	Unit	pH units	°C	µS/cm	mg/L	mg/L	mg/L	mg/L	mg/L	mg/L	mg/L	mg/L	mg/L	mg/L	mg/L	mg/L	mg/L	mg/L	mg/L	mg/L
ECA Benchmarks						**0.02**	**0.01**	**0.008**	**0.005**	**0.008**	**0.025**	**0.09**		**0.075**	**0.0001**	**0.001**	**0.0009**	**0.30**	**0.0002**	
Pinewood River	SW20	7.57	11.0	322	146	<0.001	0.0009	0.0010	0.0011	0.00009	0.0016	0.0015	3.5	**0.140**	0.000009	0.00050	0.00021	**0.37**	<0.000005	0.025
	SW10	7.73	15.0	289	144	<0.001	0.0010	0.0011	0.0010	0.00010	0.0016	0.0020	3.0	**0.111**	0.000005	0.00040	0.00025	**0.40**	<0.000005	0.040
	SW21A	7.87	13.0	439	216	<0.001	0.0013	0.0011	<0.0001	0.00003	0.0013	0.0010	3.5	0.073	0.000004	0.00030	0.00017	0.20	<0.000005	0.020
	SW22A	8.11	15.0	414	206	<0.001	0.0011	0.0011	0.0007	0.00004	0.0014	0.0010	3.0	**0.079**	0.000007	0.00030	0.00018	0.20	<0.000005	0.015
	SW03	7.93	11.0	356	180	<0.001	0.0011	0.0022	0.0007	0.00018	0.0018	0.0165	7.0	**0.204**	0.000011	0.00060	0.00027	**0.39**	<0.000005	0.030
	SW23	7.81	9.0	246	133	<0.001	0.0012	0.0020	0.0009	0.00039	0.0022	0.0030	11.0	**0.455**	0.000013	0.00100	0.00048	**0.79**	0.000005	0.025
	SW24	7.79	10.0	243	131	<0.001	0.0011	0.0019	0.0004	0.00032	0.0021	0.0025	8.5	**0.460**	0.000015	0.00100	0.00047	**0.78**	<0.000005	0.030
	SW15	8.1	10.0	183	102	0.002	0.0012	0.0019	0.0006	0.00043	0.0021	0.0035	12	**0.534**	0.000021	**0.00120**	0.00054	**0.96**	0.000005	0.035
Clark Creek	SW28A	8.17	16.0	200	112	<0.001	0.0008	0.0009	0.0011	0.00013	0.0010	0.0015	5.5	**0.132**	0.000010	0.00040	0.00016	0.26	<0.000005	0.025
West Creek	SW02	7.41	14.0	105	64.1	<0.001	0.0006	0.0005	0.0011	0.00004	0.0005	0.0005	1.0	0.052	0.000002	0.00030	0.00008	0.16	0.000005	0.010
	SW25	8.54	15.0	294	148	<0.001	0.0008	0.0016	0.0010	0.00003	0.0012	0.0035	2.0	0.056	0.000003	0.00030	0.00013	0.13	<0.000005	0.015
	SW26	8.31	14.0	331	172	<0.001	0.0009	0.0018	0.0010	0.00005	0.0013	0.0050	2.0	**0.096**	0.000002	0.00030	0.00014	0.20	<0.000005	0.010
Loslo Creek	SW27	7.95	13.0	413	208	<0.001	0.0008	0.0016	0.0004	0.00003	0.0013	0.0025	1.5	0.061	0.000005	0.00030	0.00015	0.14	<0.000005	0.030
Tait Creek	SW29	7.36	11.0	129	79.2	<0.001	0.0010	0.0004	0.0011	0.00010	0.0008	0.0005	1.5	**0.138**	0.000005	0.00040	0.00013	**0.34**	0.000005	0.025
Rainy River	SW16	7.52	9	73.4	31.6	<0.001	0.0004	0.0009	<0.0001	0.00007	0.0007	0.0005	2.0	**0.087**	0.000006	0.00040	0.00007	0.18	<0.000005	0.015
	SW17	8.02	10.0	88	41.1	<0.001	0.0005	0.0010	0.0003	0.00011	0.0008	0.0010	2.5	**0.134**	0.000007	0.00050	0.00012	0.28	<0.000005	0.010

Table C6: June 2021 Surface Water Quality for Selected Parameters

Receiver	Parameter	Field pH	Field Temperature	Conductivity	Hardness	Ammonia, Unionized	Arsenic, Total	Copper, Total	Cyanide, Free	Lead, Total	Nickel, Total	Zinc, Total	Total Suspended Solids	Aluminum, Total	Cadmium, Total	Chromium, Total	Cobalt, Total	Iron, Total	Mercury, Total	Phosphorus, Total
	Unit	pH units	°C	µS/cm	mg/L	mg/L	mg/L	mg/L	mg/L	mg/L	mg/L	mg/L	mg/L	mg/L	mg/L	mg/L	mg/L	mg/L	mg/L	mg/L
ECA Benchmarks						**0.02**	**0.01**	**0.008**	**0.005**	**0.008**	**0.025**	**0.09**		**0.075**	**0.0001**	**0.001**	**0.0009**	**0.30**	**0.0002**	
Pinewood River	SW20	7.58	20.0	435	184	<0.001	0.0015	0.0004	0.0008	<0.00001	0.0014	0.0020	4.0	0.016	0.000004	0.0002	0.00020	0.25	<0.000005	0.035
	SW10	7.74	21.0	393	183	<0.001	0.0025	0.0009	0.0008	0.00013	0.0020	0.0020	8.0	**0.172**	0.000007	0.0005	0.00042	**0.52**	<0.000005	0.070
	SW21A	6.83	22.0	484	227	<0.001	0.0027	0.0005	0.0009	0.00006	0.0014	0.0025	7.0	0.073	0.000011	0.0003	0.00041	**0.37**	0.000005	0.135
	SW22A	7.33	24.0	536	240	<0.001	0.0030	0.0005	0.0010	0.00008	0.0017	0.0015	8.5	**0.135**	0.000009	0.0004	0.00045	**0.39**	0.000005	0.135
	SW03	6.97	17.0	454	216	<0.001	0.0028	0.0015	0.0010	0.00021	0.0023	0.0025	12.0	**0.337**	0.000012	0.0007	0.00050	**0.57**	0.000005	0.100
	SW23	7.29	22.0	340	177	<0.001	0.0035	0.0023	0.0011	0.00072	0.0034	0.0045	18.0	**0.658**	0.000024	**0.0013**	**0.00102**	**1.08**	0.000005	0.090
	SW24	7.14	22.0	340	179	<0.001	0.0038	0.0027	0.0007	0.00090	0.0038	0.0060	15.0	**1.150**	0.000026	**0.0021**	**0.00121**	**1.46**	0.000005	0.105
	SW15	7.3	23.0	355	151	<0.001	0.0020	0.0032	0.0010	0.00065	0.0026	0.0035	14.5	**0.475**	0.000018	**0.0010**	0.00071	**0.76**	0.00001	0.050
Clark Creek	SW28A	8.3	18.0	680	347	0.004	0.0020	0.0008	0.0005	0.00019	0.0012	0.0025	45.5	**0.259**	0.000010	0.0005	0.00033	**0.39**	<0.000005	0.040
West Creek	SW02	7.71	23.0	148	82.9	<0.001	0.0009	0.0003	0.0007	<0.00001	0.0006	0.0015	3.5	0.036	0.000006	0.0002	0.00013	**0.32**	<0.000005	0.010
	SW25	7.42	22.0	475	227	<0.001	0.0024	0.0014	0.0008	0.00010	0.0020	0.0030	6.0	**0.128**	0.000006	0.0003	0.00026	0.24	0.000005	0.045
	SW26	7.06	20.0	600	290	<0.001	0.0027	0.0013	0.0003	0.00005	0.0017	0.0020	4.5	0.072	0.000004	0.0003	0.00032	**0.45**	<0.000005	0.025
Loslo Creek	SW27	7.18	21.0	641	271	<0.001	0.0021	0.0009	0.0005	<0.00001	0.0016	0.0020	3.5	0.016	0.000005	0.0002	0.00026	0.19	<0.000005	0.045
Tait Creek	SW29																			
Rainy River	SW16	7.17	20	81.2	31.7	<0.001	0.0005	0.0011	0.0003	0.00011	0.0007	0.0015	8.0	**0.137**	0.000012	0.0004	0.00011	0.21	0.000005	0.010
	SW17	7.56	21.0	85	34.8	<0.001	0.0005	0.0009	0.0005	0.00006	0.0006	0.0015	4.0	**0.076**	0.000007	0.0003	0.00007	0.14	0.000005	0.010

Table C7: July 2021 Surface Water Quality for Selected Parameters

Receiver	Parameter	Field pH	Field Temperature	Conductivity	Hardness	Ammonia, Unionized	Arsenic, Total	Copper, Total	Cyanide, Free	Lead, Total	Nickel, Total	Zinc, Total	Total Suspended Solids	Aluminum, Total	Cadmium, Total	Chromium, Total	Cobalt, Total	Iron, Total	Mercury, Total	Phosphorus, Total
	Unit	pH units	°C	µS/cm	mg/L	mg/L	mg/L	mg/L	mg/L	mg/L	mg/L	mg/L	mg/L	mg/L	mg/L	mg/L	mg/L	mg/L	mg/L	mg/L
ECA Benchmarks						**0.02**	**0.01**	**0.008**	**0.005**	**0.008**	**0.025**	**0.09**		**0.075**	**0.0001**	**0.001**	**0.0009**	**0.30**	**0.0002**	
Pinewood River	SW20	7.57	20.0	430	185	<0.001	0.0024	0.0005	0.0011	0.0000	0.0015	0.0020	7.5	**0.125**	0.000001	0.0003	0.00053	**0.54**	<0.000005	0.055
	SW10	7.70	22.0	449	224	<0.001	0.0026	0.0007	0.0010	0.00016	0.0017	0.0030	5.5	**0.222**	0.000003	0.0004	0.00033	**0.78**	<0.000005	0.050
	SW21A	7.32	21.0	527	257	<0.001	0.0032	0.0003	0.0018	0.00005	0.0011	0.0015	8.0	**0.081**	0.000002	0.0002	0.00052	**0.40**	<0.000005	0.195
	SW22A																			
	SW03	8.03	20.0	348	186	0.001	0.0024	0.0074	0.0009	0.00020	0.0040	0.0035	6.5	**0.331**	0.000009	0.0006	0.00034	**0.60**	<0.000005	0.040
	SW23	8.74	20.0	412	212	0.003	0.0067	0.0019	0.0013	0.00081	0.0040	0.0035	9.5	**0.753**	0.000014	**0.0014**	**0.00113**	**1.33**	<0.000005	0.125
	SW24	8.55	21.0	415	214	0.002	0.0071	0.0016	0.0013	0.00044	0.0037	0.0030	4.0	**0.297**	0.000006	0.0005	0.00086	**0.77**	<0.000005	0.125
	SW15	8.52	24.0	197	81.7	0.003	0.0026	0.0016	0.0008	0.00016	0.0017	0.0040	3.5	**0.198**	0.000011	0.0005	0.00023	**0.40**	<0.000005	0.075
Clark Creek	SW28A																			
West Creek	SW02																			
	SW25																			
	SW26	7.90	24.0	593	289	<0.001	0.0023	0.0006	0.0007	<0.00001	0.0015	<0.0005	4.5	**0.103**	<0.000001	0.0001	0.00016	0.22	<0.000005	0.040
Loslo Creek	SW27																			
Tait Creek	SW29																			
Rainy River	SW16	7.84	23	85.8	33.7	<0.001	0.0007	0.0016	0.0007	0.00045	0.0015	0.0035	9.5	**0.519**	0.000012	**0.0011**	0.00034	**0.65**	<0.000005	0.020
	SW17	8.03	25.0	92.8	35.5	<0.001	0.0006	0.0011	0.0006	0.00004	0.0007	0.0025	3.5	**0.141**	0.000007	0.0004	0.00011	0.20	<0.000005	0.015

Table C8: August 2021 Surface Water Quality for Selected Parameters

Receiver	Parameter	Field pH	Field Temperature	Conductivity	Hardness	Ammonia, Unionized	Arsenic, Total	Copper, Total	Cyanide, Free	Lead, Total	Nickel, Total	Zinc, Total	Total Suspended Solids	Aluminum, Total	Cadmium, Total	Chromium, Total	Cobalt, Total	Iron, Total	Mercury, Total	Phosphorus, Total
	Unit	pH units	°C	µS/cm	mg/L	mg/L	mg/L	mg/L	mg/L	mg/L	mg/L	mg/L	mg/L	mg/L	mg/L	mg/L	mg/L	mg/L	mg/L	mg/L
ECA Benchmarks						**0.02**	**0.01**	**0.008**	**0.005**	**0.008**	**0.025**	**0.09**		**0.075**	**0.0001**	**0.001**	**0.0009**	**0.30**	**0.0002**	
Pinewood River	SW20																			
	SW10																			
	SW21A	7.49	27.0	534	256	0.001000	0.0032	0.0003	0.0009	0.00015	0.0015	0.0015	5.5	**0.104**	0.000005	0.0003	0.00067	**0.70**	<0.000005	0.140
	SW22A																			
	SW03	7.35	20.0	378	187	<0.001	0.0025	0.0037	0.0011	0.00020	0.0032	0.0030	6.0	**0.130**	0.000008	0.0003	0.00026	**0.36**	0.000005	0.050
	SW23																			
	SW24																			
	SW15	8.08	23.0	221	78.3	0.003	0.0026	0.0017	0.0002	0.00028	0.0013	0.0050	18	**0.238**	0.000013	0.0005	0.00051	**0.55**	<0.000005	0.495
Clark Creek	SW28A																			
West Creek	SW02																			
	SW25																			
	SW26																			
Loslo Creek	SW27																			
Tait Creek	SW29																			
Rainy River	SW16	7.7	23	88	32.2	<0.001	0.0005	0.0012	0.0003	0.00015	0.0009	0.0015	6.5	**0.169**	0.000007	0.0004	0.00014	0.23	<0.000005	0.010
	SW17	7.79	22.0	92.2	34.5	<0.001	0.0005	0.0010	0.0002	0.00009	0.0007	0.0015	4.5	**0.095**	0.000006	0.0003	0.00010	0.14	<0.000005	0.015

Table C9: September 2021 Surface Water Quality for Selected Parameters

Receiver	Parameter	Field pH	Field Temperature	Conductivity	Hardness	Ammonia, Unionized	Arsenic, Total	Copper, Total	Cyanide, Free	Lead, Total	Nickel, Total	Zinc, Total	Total Suspended Solids	Aluminum, Total	Cadmium, Total	Chromium, Total	Cobalt, Total	Iron, Total	Mercury, Total	Phosphorus, Total
	Unit	pH units	°C	µS/cm	mg/L	mg/L	mg/L	mg/L	mg/L	mg/L	mg/L	mg/L	mg/L	mg/L	mg/L	mg/L	mg/L	mg/L	mg/L	mg/L
ECA Benchmarks						**0.02**	**0.01**	**0.008**	**0.005**	**0.008**	**0.025**	**0.09**		**0.075**	**0.0001**	**0.001**	**0.0009**	**0.30**	**0.0002**	
Pinewood River	SW20	7.33	13.0	453	185	<0.001	0.0017	0.0003	0.0007	<0.00001	0.0009	0.0015	4.0	0.043	<0.000001	0.0002	0.00027	**1.12**	<0.000005	0.055
	SW10	7.49	15.0	620	304	<0.001	0.0012	0.0004	0.0003	0.00011	0.0007	0.0015	6.0	**0.173**	<0.000001	0.0003	0.00017	**0.41**	<0.000005	0.025
	SW21A																			
	SW22A	7.71	13.0	947	390	<0.001	0.0016	0.0006	0.0002	0.00009	0.0018	0.0020	8.5	**0.161**	0.000002	0.0004	0.00027	**0.38**	<0.000005	0.075
	SW03																			
	SW23																			
	SW24																			
	SW15	7.74	17.0	201	84.6	<0.001	0.0014	0.0011	<0.0001	0.00014	0.0011	0.0010	6.5	**0.180**	<0.000001	0.0003	0.00022	**0.32**	<0.000005	0.030
Clark Creek	SW28A																			
West Creek	SW02	7.08	13.0	190	102	<0.001	0.0008	0.0003	0.0003	0.00002	0.0004	0.0020	<0.5	0.033	0.000001	0.0002	0.00014	0.22	<0.000005	<0.005
	SW25																			
	SW26	7.76	15.0	930	471	<0.001	0.0013	0.0010	0.0001	<0.00001	0.0012	0.0015	9.0	0.004	<0.000001	0.0001	0.00015	0.02	<0.000005	<0.005
Loslo Creek	SW27	7.57	13.0	1320	515	<0.001	0.0013	0.0008	<0.0001	<0.00001	0.0011	0.0015	2	0.005	<0.000001	0.0001	0.00017	0.08	<0.000005	0.020
Tait Creek	SW29																			
Rainy River	SW16	7.62	18	96.2	33.5	<0.001	0.0006	0.0010	<0.0001	0.00012	0.0007	0.0015	7.0	**0.178**	0.000001	0.0004	0.00014	0.23	<0.000005	<0.005
	SW17	7.80	18.0	97.2	35.4	<0.001	0.0006	0.0009	<0.0001	0.00003	0.0005	0.0010	2.0	**0.077**	0.000002	0.0003	0.00008	0.10	<0.000005	<0.005

Table C10: October 2021 Surface Water Quality for Selected Parameters

Receiver	Parameter	Field pH	Field Temperature	Conductivity	Hardness	Ammonia, Unionized	Arsenic, Total	Copper, Total	Cyanide, Free	Lead, Total	Nickel, Total	Zinc, Total	Total Suspended Solids	Aluminum, Total	Cadmium, Total	Chromium, Total	Cobalt, Total	Iron, Total	Mercury, Total	Phosphorus, Total
	Unit	pH units	°C	µS/cm	mg/L	mg/L	mg/L	mg/L	mg/L	mg/L	mg/L	mg/L	mg/L	mg/L	mg/L	mg/L	mg/L	mg/L	mg/L	mg/L
ECA Benchmarks						**0.02**	**0.01**	**0.008**	**0.005**	**0.008**	**0.025**	**0.09**		**0.075**	**0.0001**	**0.001**	**0.0009**	**0.30**	**0.0002**	
Pinewood River	SW20	7.66	12.0	287	120	<0.001	0.0011	0.0016	<0.0001	0.00013	0.0017	0.0050	3.0	**0.242**	0.000013	0.0007	0.00021	**0.60**	<0.000005	0.030
	SW10	7.39	13.0	272	125	<0.001	0.0014	0.0016	<0.0001	0.00015	0.0019	0.0020	4.0	**0.284**	0.000011	0.0007	0.00025	**0.62**	<0.000005	0.050
	SW21A	7.38	12.0	359	163	<0.001	0.0013	0.0011	0.0004	0.00004	0.0016	0.0015	2.5	0.047	0.000005	0.0004	0.00021	**0.35**	<0.000005	0.045
	SW22A	7.33	12.0	358	165	<0.001	0.0013	0.0011	0.0006	0.00003	0.0016	0.0020	2.5	**0.061**	0.000007	0.0004	0.00018	**0.33**	<0.000005	0.040
	SW03	7.16	12.0	396	180	<0.001	0.0016	0.0012	0.0010	0.00014	0.0018	0.0020	11.0	**0.234**	0.000013	0.0006	0.00034	**0.60**	<0.000005	0.075
	SW23	7.24	11.0	330	162	<0.001	0.0015	0.0013	0.0009	0.00020	0.0019	0.0025	8.0	**0.259**	0.000012	0.0007	0.00031	**0.62**	<0.000005	0.055
	SW24	7.29	11.0	347	161	<0.001	0.0015	0.0013	0.0010	0.00021	0.0018	0.0040	7.5	**0.256**	0.000018	0.0007	0.00033	**0.62**	<0.000005	0.050
	SW15	7.64	13.0	323	167	<0.001	0.0025	0.0033	0.0003	0.00089	0.0040	0.0075	33	**1.330**	0.000038	**0.0025**	0.00095	**1.85**	0.000005	0.105
Clark Creek	SW28A	7.84	14.0	253	137	<0.001	0.0010	0.0012	<0.0001	0.00008	0.0009	0.001	5.5	**0.126**	0.000008	0.0004	0.00015	**0.24**	<0.000005	0.030
West Creek	SW02	7.16	14.0	135	82.7	<0.001	0.0009	0.0005	0.0002	0.00004	0.0005	0.0015	1.5	0.043	0.000005	0.0003	0.00010	**0.36**	<0.000005	<0.005
	SW25	7.91	12.0	314	147	<0.001	0.0011	0.0037	0.0012	0.00018	0.0018	0.0090	2.5	**0.355**	0.000017	0.0008	0.00028	**0.40**	<0.000005	0.020
	SW26	7.70	12.0	348	158	<0.001	0.0011	0.0032	0.0010	0.00017	0.0019	0.0115	2.0	**0.331**	0.000012	0.0008	0.00028	**0.39**	0.000005	0.015
Loslo Creek	SW27	7.41	11.0	384	175	<0.001	0.0010	0.0022	0.0006	0.00008	0.0016	0.0050	1.5	**0.162**	0.000009	0.0005	0.00017	0.24	0.000005	0.020
Tait Creek	SW29																			
Rainy River	SW16	7.66	15	145	62.4	<0.001	0.0009	0.0015	<0.0001	0.00026	0.0013	0.0030	8.0	**0.351**	0.000011	0.0009	0.00027	**0.50**	<0.000005	0.030
	SW17	7.86	17.0	107	43.7	<0.001	0.0007	0.0010	<0.0001	0.00014	0.0007	0.0010	4.5	**0.176**	0.000007	0.0005	0.00017	0.28	<0.000005	0.020

Table C11: November 2021 Surface Water Quality for Selected Parameters

Receiver	Parameter	Field pH	Field Temperature	Conductivity	Hardness	Ammonia, Unionized	Arsenic, Total	Copper, Total	Cyanide, Free	Lead, Total	Nickel, Total	Zinc, Total	Total Suspended Solids	Aluminum, Total	Cadmium, Total	Chromium, Total	Cobalt, Total	Iron, Total	Mercury, Total	Phosphorus, Total
	Unit	pH units	°C	µS/cm	mg/L	mg/L	mg/L	mg/L	mg/L	mg/L	mg/L	mg/L	mg/L	mg/L	mg/L	mg/L	mg/L	mg/L	mg/L	mg/L
ECA Benchmarks						**0.02**	**0.01**	**0.008**	**0.005**	**0.008**	**0.025**	**0.09**		**0.075**	**0.0001**	**0.001**	**0.0009**	**0.30**	**0.0002**	
Pinewood River	SW20	7.3	3.0	242	112	<0.001	0.0008	0.0011	0.0008	0.00007	0.0014	0.0040	2.0	**0.119**	0.000007	0.0005	0.00013	**0.37**	<0.000005	0.010
	SW10	3.40	3.0	214	108	<0.001	0.0010	0.0013	0.0010	0.00008	0.0017	0.0035	1.0	**0.156**	0.000010	0.0005	0.00018	**0.44**	<0.000005	0.015
	SW21A	7.63	5.0	434	231	<0.001	0.0016	0.0015	0.0015	0.00012	0.0014	0.0020	6.5	**0.173**	0.000010	0.0006	0.00047	**0.41**	<0.000005	0.030
	SW22A	7.27	4.0	422	188	<0.001	0.0012	0.0013	0.0013	0.00004	0.0012	0.0020	1.0	0.065	0.000013	0.0003	0.00026	0.25	<0.000005	0.010
	SW03	7.44	4.0	349	168	<0.001	0.0011	0.0019	0.0012	0.00006	0.0016	0.0020	1.0	0.070	0.000011	0.0004	0.00021	0.25	<0.000005	0.020
	SW23	7.28	3.0	266	136	<0.001	0.0011	0.0015	0.0013	0.00011	0.0015	0.0015	3.0	**0.159**	0.000014	0.0006	0.00022	**0.41**	<0.000005	0.015
	SW24	7.39	4.0	618	213	<0.001	0.0012	0.0023	0.0014	0.00009	0.0013	0.0015	3.0	**0.139**	0.000008	0.0004	0.00040	**0.34**	<0.000005	0.010
	SW15	7.41	3.0	373	154	<0.001	0.0012	0.0020	0.0013	0.00346	0.0017	0.0045	5	**0.367**	0.000018	0.0009	0.00037	**0.68**	<0.000005	0.020
Clark Creek	SW28A	7.66	1.0	219	122	<0.001	0.0009	0.0007	0.0006	0.00004	0.0008	0.0010	2	0.065	0.000005	0.0003	0.00011	0.20	<0.000005	<0.005
West Creek	SW02	6.92	3.0	107	68.6	<0.001	0.0007	0.0004	0.0009	0.00005	0.0006	0.0015	<0.5	0.057	0.000003	0.0003	0.00007	0.27	<0.000005	<0.005
	SW25	7.96	2.0	278	136	<0.001	0.0008	0.0014	0.0014	0.00005	0.0010	0.0095	2.5	**0.084**	0.000003	0.0003	0.00011	0.22	<0.000005	0.015
	SW26	7.41	3.0	277	141	<0.001	0.0008	0.0016	0.0010	0.00005	0.0011	0.0100	<0.5	**0.094**	0.000003	0.0004	0.00012	0.20	<0.000005	0.010
Loslo Creek	SW27	7.49	3.0	322	159	<0.001	0.0008	0.0017	0.0011	0.00005	0.0013	0.0065	<0.5	**0.093**	0.000005	0.0003	0.00012	0.19	<0.000005	<0.005
Tait Creek	SW29	7.03	4.0	151	92.3	<0.001	0.0011	0.0004	0.0014	0.00009	0.0008	0.0020	<0.5	**0.115**	0.000006	0.0003	0.00011	**0.34**	<0.000005	0.005
Rainy River	SW16	7.7	6	95.8	38.8	<0.001	0.0005	0.0011	0.0003	0.00014	0.0006	0.0010	6.0	**0.150**	0.000008	0.0005	0.00012	0.25	<0.000005	0.010
	SW17	7.82	6.0	112	50.3	<0.001	0.0008	0.0022	0.0011	0.00087	0.0023	0.0075	53.0	**1.150**	0.000036	**0.0025**	0.00071	1.61	<0.000005	0.050

Table C12: December 2021 Surface Water Quality for Selected Parameters

Receiver	Parameter	Field pH	Field Temperature	Conductivity	Hardness	Ammonia, Unionized	Arsenic, Total	Copper, Total	Cyanide, Free	Lead, Total	Nickel, Total	Zinc, Total	Total Suspended Solids	Aluminum, Total	Cadmium, Total	Chromium, Total	Cobalt, Total	Iron, Total	Mercury, Total	Phosphorus, Total
	Unit	pH units	°C	µS/cm	mg/L	mg/L	mg/L	mg/L	mg/L	mg/L	mg/L	mg/L	mg/L	mg/L	mg/L	mg/L	mg/L	mg/L	mg/L	mg/L
ECA Benchmarks						**0.02**	**0.01**	**0.008**	**0.005**	**0.008**	**0.025**	**0.09**		**0.075**	**0.0001**	**0.001**	**0.0009**	**0.30**	**0.0002**	
Pinewood River	SW20	5.05	0.2	242	130	<0.001	0.0007	0.0008	0.0005	0.00012	0.0014	0.0055	3.0	**0.254**	0.000009	0.0007	0.00020	**0.54**	<0.000005	0.010
	SW10	4.97	0.5	281	145	<0.001	0.0009	0.0010	0.0003	0.00009	0.0018	0.0065	1.5	**0.175**	0.000013	0.0007	0.00026	**0.66**	<0.000005	0.020
	SW21A	5.41	0.2	340	180	<0.001	0.0010	0.0009	0.0007	0.00005	0.0019	0.0035	2.0	**0.125**	0.000010	0.0006	0.00043	**0.75**	<0.000005	0.040
	SW22A	5.06	0.7	333	183	<0.001	0.0010	0.0011	0.0003	0.00007	0.0019	0.0170	16.0	**0.122**	0.000011	0.0005	0.00036	**0.67**	<0.000005	0.025
	SW03																			
	SW23																			
	SW24																			
	SW15	7.34	0.5	268	152	<0.001	0.0012	0.0018	0.0005	0.00026	0.0021	0.0080	4	**0.418**	0.000021	0.0009	0.00034	**0.90**	<0.000005	0.030
Clark Creek	SW28A	5.87	0.3	235	139	<0.001	0.0011	0.0012	0.0007	0.00019	0.0015	0.0045	13	**0.246**	0.000007	0.0007	0.00026	**0.70**	<0.000005	<0.005
West Creek	SW02	4.86	0.1	117	74.8	<0.001	0.0008	0.0003	0.0006	0.00007	0.0007	0.0025	0.5	**0.077**	0.000004	0.0004	0.00013	**0.47**	<0.000005	<0.005
	SW25	5.67	0.2	226	131	<0.001	0.0008	0.0013	0.0003	0.00004	0.0011	0.0090	0.5	**0.110**	<0.000001	0.0005	0.00011	**0.37**	<0.000005	0.005
	SW26	5.80	0.8	256	141	<0.001	0.0010	0.0016	0.0003	0.00004	0.0012	0.0165	1.5	**0.115**	0.000005	0.0005	0.00012	**0.37**	<0.000005	<0.005
Loslo Creek	SW27	5.51	0.02	323	176	<0.001	0.0009	0.0015	0.0005	0.00003	0.0013	0.0150	0.5	**0.110**	0.000005	0.0004	0.00013	**0.34**	<0.000005	0.005
Tait Creek	SW29																			
Rainy River	SW16																			
	SW17	8.01	0.4	112	46.9	<0.001	0.0005	0.0010	<0.0001	0.00005	0.0007	0.0025	1.0	**0.115**	0.000003	0.0004	0.00008	0.20	<0.000005	<0.005

Table C13: April 2021 Discharge and Dilution Ratios

Date	Average 24-hr Flow in Pinewood River at H1 Hydrometric Station less discharge (m³/day)	Calculated Average 24-hr Flow in Pinewood River at EDL2 (m³/day)	EDL1 Daily Discharge (m³/day)	EDL2 Daily Discharge (m³/day)	EDL1/EDL2 Dilution Ratio* (1 : X)	Sediment Pond 2 Daily Discharge (m³/day)	Sediment Pond 2 Dilution Ratio* (1 : X)
1-Apr-21	755	NA	0	0	0.00	0	0.0
2-Apr-21	8,096	NA	0	0	0.00	0	0.0
3-Apr-21	19,796	NA	0	0	0.00	0	0.0
4-Apr-21	16,611	NA	0	0	0.00	0	0.0
5-Apr-21	13,227	NA	0	0	0.00	0	0.0
6-Apr-21	11,913	NA	0	0	0.00	0	0.0
7-Apr-21	13,961	NA	0	0	0.00	0	0.0
8-Apr-21	40,709	NA	0	0	0.00	0	0.0
9-Apr-21	145,346	NA	0	0	0.00	0	0.0
10-Apr-21	298,373	NA	0	0	0.00	0	0.0
11-Apr-21	288,952	NA	0	0	0.00	0	0.0
12-Apr-21	293,737	NA	0	0	0.00	0	0.0
13-Apr-21	422,740	NA	0	0	0.00	0	0.0
14-Apr-21	522,312	NA	0	0	0.00	3,900	0.9
15-Apr-21	531,283	NA	0	0	0.00	3,600	0.7
16-Apr-21	437,736	NA	0	0	0.00	6,600	1.2
17-Apr-21	354,013	NA	0	0	0.00	6,600	1.5
18-Apr-21	314,082	NA	0	0	0.00	6,600	1.9
19-Apr-21	275,996	NA	0	0	0.00	6,600	2.1
20-Apr-21	235,175	NA	0	0	0.00	6,600	2.4
21-Apr-21	207,026	NA	0	0	0.00	5,880	2.5
22-Apr-21	179,553	NA	0	0	0.00	6,000	2.9
23-Apr-21	156,566	NA	0	0	0.00	6,600	3.7
24-Apr-21	120,148	NA	0	0	0.00	6,600	4.2
25-Apr-21	103,767	NA	0	0	0.00	6,600	5.5
26-Apr-21	129,301	NA	0	0	0.00	6,600	6.4
27-Apr-21	130,913	NA	0	0	0.00	6,600	5.1
28-Apr-21	117,990	NA	0	0	0.00	6,600	5.0
29-Apr-21	103,767	NA	0	0	0.00	6,600	5.6
30-Apr-21	94,156	NA	0	0	0.00	5,712	5.5

*Previous 24-hr flow used to determine daily discharge volume

Table C14: May 2021 Discharge and Dilution Ratios

Date	Average 24-hr Flow in Pinewood River at H1 Hydrometric Station less discharge (m^3/day)	Calculated Average 24-hr Flow in Pinewood River at EDL2 (m^3/day)	EDL1 Daily Discharge (m^3/day)	EDL2 Daily Discharge (m^3/day)	EDL1/EDL2 Dilution Ratio* (1 : X)	Sediment Pond 2 Daily Discharge (m^3/day)	Sediment Pond 2 Dilution Ratio* (1 : X)
1-May-21	97,917	NA	0	0	0.00	5,592	5.9
2-May-21	88,980	NA	0	0	0.00	6,576	6.7
3-May-21	105,775	NA	0	0	0.00	6,648	7.5
4-May-21	129,115	NA	0	0	0.00	6,504	6.1
5-May-21	123,952	NA	0	0	0.00	6,504	5.0
6-May-21	113,408	NA	0	0	0.00	6,504	5.2
7-May-21	103,101	NA	0	0	0.00	6,504	5.7
8-May-21	87,575	NA	0	0	0.00	6,504	6.3
9-May-21	77,515	NA	0	0	0.00	6,504	0.0
10-May-21	76,906	NA	0	0	0.00	6,504	0.0
11-May-21	70,148	NA	0	0	0.00	6,504	8.5
12-May-21	56,953	NA	0	0	0.00	6,720	9.6
13-May-21	51,727	NA	0	0	0.00	6,160	10.8
14-May-21	33,283	NA	18,077	0	0.35	5,112	9.9
15-May-21	64,112	NA	23,522	0	0.71	3,240	9.7
16-May-21	53,330	NA	24,031	0	0.37	6,411	10.0
17-May-21	45,067	NA	24,047	0	0.45	5,333	10.0
18-May-21	41,697	NA	24,051	0	0.53	4,512	10.0
19-May-21	33,890	NA	24,172	0	0.58	4,152	10.0
20-May-21	32,884	NA	24,042	0	0.71	3,384	10.0
21-May-21	47,744	NA	23,959	0	0.73	3,151	9.6
22-May-21	48,085	NA	23,952	0	0.50	4,774	10.0
23-May-21	42,559	NA	23,864	0	0.50	4,808	10.0
24-May-21	41,459	NA	22,156	0	0.52	4,248	10.0
25-May-21	39,130	NA	24,879	0	0.60	4,146	10.0
26-May-21	37,838	NA	24,030	0	0.61	3,913	10.0
27-May-21	32,180	NA	24,015	0	0.63	3,784	10.0
28-May-21	38,894	NA	11,280	0	0.35	3,218	10.0
29-May-21	35,360	NA	3,962	0	0.10	3,889	10.0
30-May-21	43,472	NA	5,029	0	0.13	3,536	10.0
31-May-21	50,492	NA	5,265	0	0.15	4,347	10.0

*Previous 24-hr flow used to determine daily discharge volume

Table C15: June 2021 Discharge and Dilution Ratios

Date	Average 24-hr Flow in Pinewood River at H1 Hydrometric Station less discharge (m^3/day)	Calculated Average 24-hr Flow in Pinewood River at EDL2 (m^3/day)	EDL1 Daily Discharge (m^3/day)	EDL2 Daily Discharge (m^3/day)	EDL1/EDL2 Dilution Ratio* (1 : X)	Sediment Pond 2 Daily Discharge (m^3/day)	Sediment Pond 2 Dilution Ratio* (1 : X)
1-Jun-21	53,905	NA	4,876	0	0.10	5,049	10.0
2-Jun-21	55,160	NA	4,749	0	0.09	5,400	10.0
3-Jun-21	12,387	NA	1,501	0	0.03	1,610	2.9
4-Jun-21	6,570	NA	NA	NA	NA	988	8.0
5-Jun-21	7,060	NA	NA	NA	NA	657	10.0
6-Jun-21	2,962	NA	NA	NA	NA	706	10.0
7-Jun-21	2,479	NA	NA	NA	NA	296	10.0
8-Jun-21	7,748	NA	NA	NA	NA	248	10.0
9-Jun-21	1,916	NA	NA	NA	NA	775	10.0
10-Jun-21	4,455	NA	NA	NA	NA	190	9.9
11-Jun-21	2,938	NA	NA	NA	NA	446	10.0
12-Jun-21	1,293	NA	NA	NA	NA	294	10.0
13-Jun-21	519	NA	NA	NA	NA	129	10.0
14-Jun-21	1,177	NA	NA	NA	NA	52	10.0
15-Jun-21	294	NA	NA	NA	NA	NA	NA
16-Jun-21	283	NA	NA	NA	NA	NA	NA
17-Jun-21	2,662	NA	NA	NA	NA	NA	NA
18-Jun-21	0	NA	NA	NA	NA	NA	NA
19-Jun-21	0	NA	NA	NA	NA	NA	NA
20-Jun-21	0	NA	NA	NA	NA	NA	NA
21-Jun-21	0	NA	NA	NA	NA	NA	NA
22-Jun-21	90	NA	NA	NA	NA	NA	NA
23-Jun-21	49	NA	NA	NA	NA	NA	NA
24-Jun-21	0	NA	NA	NA	NA	NA	NA
25-Jun-21	0	NA	NA	NA	NA	NA	NA
26-Jun-21	0	NA	NA	NA	NA	NA	NA
27-Jun-21	0	NA	NA	NA	NA	NA	NA
28-Jun-21	0	NA	NA	NA	NA	NA	NA
29-Jun-21	0	NA	NA	NA	NA	NA	NA
30-Jun-21	0	NA	NA	NA	NA	NA	NA

*Previous 24-hr flow used to determine daily discharge volume

Table C16: September 2021 Discharge and Dilution Ratios

Date	Average 24-hr Flow in Pinewood River at H1 Hydrometric Station less discharge (m^3/day)	Calculated Average 24-hr Flow in Pinewood River at EDL2 (m^3/day)	EDL1 Daily Discharge (m^3/day)	EDL2 Daily Discharge (m^3/day)	EDL1/EDL2 Dilution Ratio* (1 : X)	Sediment Pond 2 Daily Discharge (m^3/day)	Sediment Pond 2 Dilution Ratio* (1 : X)
1-Sep-21	0	NA	0	0	0	0	0
2-Sep-21	0	NA	0	0	0	0	0
3-Sep-21	0	NA	0	0	0	0	0
4-Sep-21	0	NA	0	0	0	0	0
5-Sep-21	0	NA	0	0	0	0	0
6-Sep-21	0	NA	0	0	0	0	0
7-Sep-21	0	NA	0	0	0	0	0
8-Sep-21	0	NA	0	0	0	0	0
9-Sep-21	0	NA	0	0	0	0	0
10-Sep-21	0	NA	0	0	0	0	0
11-Sep-21	0	NA	0	0	0	0	0
12-Sep-21	0	NA	0	0	0	0	0
13-Sep-21	0	NA	0	0	0	0	0
14-Sep-21	0	NA	0	0	0	0	0
15-Sep-21	0	NA	0	0	0	0	0
16-Sep-21	0	NA	0	0	0	0	0
17-Sep-21	0	NA	0	0	0	0	0
18-Sep-21	0	NA	0	0	0	0	0
19-Sep-21	0	NA	0	0	0	0	0
20-Sep-21	18,687	0	0	0	0	0	0
21-Sep-21	82,120	70,148	0	0	0	0	0
22-Sep-21	167,904	65,877	0	0	0	8212	10.0
23-Sep-21	113,867	39,055	0	0	0	8640	5.1
24-Sep-21	70,864	27,037	0	0	0	8640	7.6
25-Sep-21	45,080	20,725	0	0	0	7086	10.0
26-Sep-21	32,107	14,095	0	0	0	4508	10.0
27-Sep-21	10,248	12,047	10,856	3,837	0.46	3112	9.7
28-Sep-21	19,923	8,128	9,591	0	0.94	1025	10.0
29-Sep-21	7,412	10,417	11,353	2,950	0.72	1925	9.7
30-Sep-21	9,876	8,351	0	0	0	741	10.0

*Previous 24-hr flow used to determine daily discharge volume

Table C17: October 2021 Discharge and Dilution Ratios

Date	Average 24-hr Flow in Pinewood River at H1 Hydrometric Station less discharge (m^3/day)	Calculated Average 24-hr Flow in Pinewood River at EDL2 (m^3/day)	EDL1 Daily Discharge (m^3/day)	EDL2 Daily Discharge (m^3/day)	EDL1/EDL2 Dilution Ratio* (1 : X)	Sediment Pond 2 Daily Discharge (m^3/day)	Sediment Pond 2 Dilution Ratio* (1 : X)
1-Oct-21	7,423	N/A	0	0	N/A	988	6.4
2-Oct-21	4,948	N/A	0	0	N/A	643	8.7
3-Oct-21	2,942	N/A	0	0	N/A	431	8.7
4-Oct-21	3,797	N/A	0	0	N/A	251	8.5
5-Oct-21	988	N/A	0	0	N/A	0	N/A
6-Oct-21	381	N/A	0	0	N/A	0	N/A
7-Oct-21	2,270	N/A	0	0	N/A	0	N/A
8-Oct-21	2,320	N/A	0	0	N/A	0	N/A
9-Oct-21	4,317	N/A	0	0	N/A	0	N/A
10-Oct-21	13,334	N/A	0	0	N/A	0	N/A
11-Oct-21	134,908	N/A	0	0	N/A	0	N/A
12-Oct-21	279,398	N/A	0	0	0.00	5,550	4.1
13-Oct-21	284,903	258,431	11,067	8,205	0.07	7,200	2.6
14-Oct-21	269,448	237,357	11,938	10,793	0.08	9,360	3.3
15-Oct-21	260,565	217,259	18,907	9,639	0.11	14,760	5.5
16-Oct-21	256,544	205,148	24,255	12,381	0.14	14,760	5.7
17-Oct-21	243,275	191,300	24,279	12,936	0.15	14,760	5.8
18-Oct-21	219,330	175,654	24,292	4,624	0.12	14,760	6.1
19-Oct-21	186,338	140,286	24,236	7,056	0.14	14,760	6.7
20-Oct-21	163,294	117,480	24,236	7,658	0.17	13,920	7.5
21-Oct-21	144,658	108,479	24,250	216	0.15	11,712	7.2
22-Oct-21	93,501	58,401	24,252	0	0.17	10,848	7.5
23-Oct-21	86,539	56,500	24,199	0	0.26	5,840	6.2
24-Oct-21	81,865	52,014	24,201	0	0.28	5,650	6.5
25-Oct-21	69,530	40,262	24,067	0	0.29	5,201	6.4
26-Oct-21	62,630	34,604	24,018	0	0.35	4,008	5.8
27-Oct-21	61,678	34,247	23,975	0	0.38	3,456	5.5
28-Oct-21	117,100	89,740	23,951	0	0.39	3,408	5.5
29-Oct-21	220,173	190,784	23,901	0	0.20	5,488	4.7
30-Oct-21	298,059	257,624	23,845	0	0.11	16,590	7.5
31-Oct-21	249,705	209,295	23,820	0	0.08	16,590	5.6

*Previous 24-hr flow used to determine daily discharge volume

Table C18: November 2021 Discharge and Dilution Ratios

Date	Average 24-hr Flow in Pinewood River at H1 Hydrometric Station less discharge (m^3/day)	Calculated Average 24-hr Flow in Pinewood River at EDL2 (m^3/day)	EDL1 Daily Discharge (m^3/day)	EDL2 Daily Discharge (m^3/day)	EDL1/EDL2 Dilution Ratio* (1 : X)	Sediment Pond 2 Daily Discharge (m^3/day)	Sediment Pond 2 Dilution Ratio* (1 : X)
1-Nov-21	199,578	159,223	23,765	0	0.10	16,590	6.6
2-Nov-21	164,904	125,290	23,726	0	0.12	15,888	8.0
3-Nov-21	136,164	99,908	23,727	0	0.14	12,529	7.6
4-Nov-21	116,607	82,915	23,701	0	0.17	9,991	7.3
5-Nov-21	135,659	103,693	23,685	0	0.20	8,280	7.1
6-Nov-21	130,580	96,526	23,694	0	0.17	10,360	7.6
7-Nov-21	126,886	93,552	23,681	0	0.18	9,653	7.4
8-Nov-21	117,016	83,960	23,701	0	0.19	9,355	7.4
9-Nov-21	79,380	47,274	23,710	0	0.20	8,396	7.2
10-Nov-21	74,175	45,773	23,722	0	0.30	4,680	5.9
11-Nov-21	105,539	78,111	23,636	0	0.32	3,792	5.1
12-Nov-21	226,110	198,763	23,555	0	0.22	3,792	3.6
13-Nov-21	307,965	280,665	23,508	0	0.10	3,792	1.7
14-Nov-21	276,645	249,376	23,477	0	0.08	3,792	1.2
15-Nov-21	257,139	229,895	23,452	0	0.08	3,792	1.4
16-Nov-21	190,455	163,222	23,441	0	0.09	3,792	1.5
17-Nov-21	186,742	159,560	23,390	0	0.12	3,792	2.0
18-Nov-21	172,641	145,512	23,338	0	0.12	3,792	2.0
19-Nov-21	162,579	140,932	17,855	0	0.10	3,792	2.2
20-Nov-21	133,759	133,759	N/A	N/A	N/A	N/A	N/A
21-Nov-21	120,653	120,653	N/A	N/A	N/A	N/A	N/A
22-Nov-21	111,390	111,390	N/A	N/A	N/A	N/A	N/A
23-Nov-21	103,084	103,084	N/A	N/A	N/A	N/A	N/A
24-Nov-21	90,906	90,906	N/A	N/A	N/A	N/A	N/A
25-Nov-21	74,135	74,135	N/A	N/A	N/A	N/A	N/A
26-Nov-21	45,134	45,134	N/A	N/A	N/A	N/A	N/A
27-Nov-21	39,700	39,700	N/A	N/A	N/A	N/A	N/A
28-Nov-21	32,944	32,944	N/A	N/A	N/A	N/A	N/A
29-Nov-21	44,685	44,685	N/A	N/A	N/A	N/A	N/A
30-Nov-21	41,768	41,768	N/A	N/A	N/A	N/A	N/A

*Previous 24-hr flow used to determine daily discharge volume

newgold™ Rainy River

Table C19: May 2021 EDL 1 Effluent Water Quality for Selected Parameters

Parameter	Units	ECA Daily Limit	EDL1 Discharge								ECA Monthly Limit	May 2021 Average
			5/31/2021	5/30/2021	5/29/2021	5/29/2021	5/26/2021	5/21/2021	5/19/2021	5/17/2021	5/14/2021	
Total Suspended Solids	mg/L	**30**	1	2	3.5	1	5.5	2	5	3.5	13.5	**15**	4.11
Ammonia, Unionized	mg/L	**0.080**	0.006	0.005		0.012	0.00801		0.00135		0.00043	**0.04**	0.005465
Phosphorus, Total	mg/L		0.0205	0.0115		0.0145	0.013		0.0105		0.0125	**0.1**	0.013750
Cyanide, Total	mg/L	**0.1**	0.0014	0.0012	0.0012	0.0012	0.001	0.0004	0.0002	0.0002	0.0006	**0.05**	0.000822
Cyanide, Free	mg/L	**0.02**	0.001	0.0007	0.0003	0.001	0.0006	0.0005	0.0001	0.0001	0.0001	**0.01**	0.000489
Arsenic, Total	mg/L	**0.034**	0.00524	0.00284		0.00356	0.00185		0.00182		0.00199	**0.017**	0.002883
Copper, Total	mg/L	**0.028**	0.00384	0.00438		0.00424	0.0146		0.0167		0.0211	**0.014**	0.010810
Lead, Total	mg/L	**0.03**	0.00034	0.00015		0.00024	0.00017		0.00022		0.00075	**0.015**	0.000312
Nickel, Total	mg/L	**0.094**	0.00194	0.00172		0.00178	0.00162		0.00154		0.0018	**0.047**	0.001733
Zinc, Total	mg/L	**0.348**	0.002	0.001		0.0015	0.004		0.0035		0.0075	**0.174**	0.003250
Field pH	pH units	**6.0-9.5**	7.85	8.25	8.66	8.38						**6.0-9.5**	8.29
Acute Toxicity, Rainbow Trout	Pass/Fail	**Pass**							Pass			**Pass**	Pass
Acute Toxicity, *Daphnia magna*	Pass/Fail	**Pass**							Pass			**Pass**	Pass
CBOD5	mg/L		2.5	2		2	2		2		2	**25**	2.08
Cadmium	mg/L		0.000013	0.00001		0.000013	0.000013		0.000018		0.00002	**0.001**	0.000015
Cobalt	mg/L		0.00143	0.00122		0.00123	0.00122		0.00123		0.0014	**0.0044**	0.001288
E. coli	MPN/100mL		10	10		10	5		0		0	**100**	5.83

Table C20: June 2021 EDL 1 Effluent Water Quality for Selected Parameters

Parameter	Units	ECA Daily Limit	EDL1 Discharge		ECA Monthly Limit	June 2021 Average
			6/2/2021	6/1/2021		
Total Suspended Solids	mg/L	**30**	3	1.5	**15**	2.25
Ammonia, Unionized	mg/L	**0.080**	0.00900	0.00842	**0.04**	0.00871
Phosphorus, Total	mg/L		0.02000	0.02250	**0.1**	0.02125
Cyanide, Total	mg/L	**0.1**	0.00300	0.00120	**0.05**	0.00210
Cyanide, Free	mg/L	**0.02**	0.00060	0.00100	**0.01**	0.00080
Arsenic, Total	mg/L	**0.034**	0.00458	0.00444	**0.017**	0.00451
Copper, Total	mg/L	**0.028**	0.00614	0.00446	**0.014**	0.00530
Lead, Total	mg/L	**0.03**	0.00026	0.00028	**0.015**	0.00027
Nickel, Total	mg/L	**0.094**	0.00178	0.00212	**0.047**	0.00195
Zinc, Total	mg/L	**0.348**	0.00400	0.00200	**0.174**	0.00300
Field pH	pH units	**6.0-9.5**	8.18		**6.0-9.5**	8.18
Acute Toxicity, Rainbow Trout	Pass/Fail	**Pass**			**Pass**	
Acute Toxicity, *Daphnia magna*	Pass/Fail	**Pass**			**Pass**	
CBOD5	mg/L		2.6	3.2	**25**	2.90
Cadmium	mg/L		0.000014	0.000014	**0.001**	0.000014
Cobalt	mg/L		0.00123	0.00123	**0.0044**	0.00123
E. coli	MPN/100mL		10	10	**100**	10.00

newgold™ Rainy River

Table C21: September 2021 EDL 1 Effluent Water Quality for Selected Parameters

Parameter	Units	ECA Daily Limit	EDL1 Discharge		ECA Monthly Limit	September 2021 Average
			9/29/2021	9/27/2021		
Total Suspended Solids	mg/L	**30**	4	9.5	**15**	6.75
Ammonia, Unionized	mg/L	**0.080**		0.00500	**0.04**	0.00500
Phosphorus, Total	mg/L			0.00800	**0.1**	0.00800
Cyanide, Total	mg/L	**0.1**	0.00160	0.00120	**0.05**	0.00140
Cyanide, Free	mg/L	**0.02**	0.00110	0.00070	**0.01**	0.00090
Arsenic, Total	mg/L	**0.034**		0.00160	**0.017**	0.00160
Copper, Total	mg/L	**0.028**		0.00240	**0.014**	0.00240
Lead, Total	mg/L	**0.03**		0.00016	**0.015**	0.00016
Nickel, Total	mg/L	**0.094**		0.00110	**0.047**	0.00110
Zinc, Total	mg/L	**0.348**		0.00350	**0.174**	0.00350
Field pH	pH units	**6.0-9.5**		7.83	**6.0-9.5**	7.83
Acute Toxicity, Rainbow Trout	Pass/Fail	**Pass**		Pass	**Pass**	Pass
Acute Toxicity, *Daphnia magna*	Pass/Fail	**Pass**		Pass	**Pass**	Pass
CBOD5	mg/L			2	**25**	2.00
Cadmium	mg/L			0.000005	**0.001**	0.000005
Cobalt	mg/L			0.00096	**0.0044**	0.00096
E. coli	MPN/100mL			10	**100**	10.00

Table C22: October 2021 EDL 1 Effluent Water Quality for Selected Parameters

Parameter	Units	ECA Daily Limit	EDL1 Discharge								ECA Monthly Limit	October 2021 Average
			10/29/2021	10/27/2021	10/25/2021	10/22/2021	10/20/2021	10/18/2021	10/15/2021	10/14/2021	10/13/2021	
Total Suspended Solids	mg/L	**30**	6.5	3.5	0.5	1	1.5	5.5	1	3	0.5	**15**	2.56
Ammonia, Unionized	mg/L	**0.080**			0.01100		0.01500				0.00300	**0.04**	0.00967
Phosphorus, Total	mg/L				0.01400		0.01200				0.01300	**0.1**	0.01300
Cyanide, Total	mg/L	**0.1**	0.00180	0.00140	0.00040	0.00080	0.00100	0.00080	0.00120	0.00080	0.00020	**0.05**	0.00093
Cyanide, Free	mg/L	**0.02**	0.00080	0.00050	0.00010	0.00020	0.00020	0.00040	0.00050	0.00070	0.00010	**0.01**	0.00039
Arsenic, Total	mg/L	**0.034**			0.00170		0.00180				0.00270	**0.017**	0.00207
Copper, Total	mg/L	**0.028**			0.00550		0.00550				0.00098	**0.014**	0.00399
Lead, Total	mg/L	**0.03**			0.00002		0.00004				0.00012	**0.015**	0.00006
Nickel, Total	mg/L	**0.094**			0.00100		0.00110				0.00080	**0.047**	0.00097
Zinc, Total	mg/L	**0.348**			0.00150		0.00200				0.00100	**0.174**	0.00150
Field pH	pH units	**6.0-9.5**	8.16	8.18	7.89		8	8.06	8	7.99	7.67	**6.0-9.5**	7.99
Acute Toxicity, Rainbow Trout	Pass/Fail	**Pass**									Pass	**Pass**	Pass
Acute Toxicity, *Daphnia magna*	Pass/Fail	**Pass**									Pass	**Pass**	Pass
CBOD5	mg/L				2		2				2	**25**	2.00
Cadmium	mg/L				0.000011		0.000008				0.000005	**0.001**	0.000008
Cobalt	mg/L				0.00105		0.00105				0.00088	**0.0044**	0.00099
E. coli	MPN/100mL				10		10				20	**100**	13.33

Table C23: November 2021 EDL 1 Effluent Water Quality for Selected Parameters

Parameter	Units	ECA Daily Limit	EDL1 Discharge								ECA Monthly Limit	November 2021 Average
			11/19/2021	11/17/2021	11/15/2021	11/12/2021	11/10/2021	11/8/2021	11/5/2021	11/3/2021	11/1/2021	
Total Suspended Solids	mg/L	**30**	6.5	7	3	5	2	1	1	3	0.5	**15**	3.22
Ammonia, Unionized	mg/L	**0.080**			0.00700			0.01800			0.00900	**0.04**	0.01133
Phosphorus, Total	mg/L				0.01300			0.01500			0.01100	**0.1**	0.01300
Cyanide, Total	mg/L	**0.1**	0.00080	0.00080	0.00060	0.00080	0.00120	0.00060	0.00080	0.00100	0.00080	**0.05**	0.00082
Cyanide, Free	mg/L	**0.02**	0.00020	0.00040	0.00010	0.00020	0.00090	0.00020	0.00050	0.00070	0.00040	**0.01**	0.00040
Arsenic, Total	mg/L	**0.034**			0.00170			0.00180			0.00170	**0.017**	0.00173
Copper, Total	mg/L	**0.028**			0.00550			0.00560			0.00550	**0.014**	0.00553
Lead, Total	mg/L	**0.03**			0.00001			0.00001			0.00002	**0.015**	0.00001
Nickel, Total	mg/L	**0.094**			0.00110			0.00098			0.00100	**0.047**	0.00103
Zinc, Total	mg/L	**0.348**			0.00600			0.00200			0.00300	**0.174**	0.00367
Field pH	pH units	**6.0-9.5**	8.19		8.08	8.24	7.82	8.29	8.39	8.09	8.05	**6.0-9.5**	8.14
Acute Toxicity, Rainbow Trout	Pass/Fail	**Pass**									Pass	**Pass**	Pass
Acute Toxicity, *Daphnia magna*	Pass/Fail	**Pass**									Pass	**Pass**	Pass
CBOD5	mg/L				2			2			2	**25**	2.00
Cadmium	mg/L				0.000011			0.000008			0.000001	**0.001**	0.000007
Cobalt	mg/L				0.00104			0.00104			0.00107	**0.0044**	0.00105
E. coli	MPN/100mL				10			10			10	**100**	10.00

Table C24: September 2021 EDL 2 Effluent Water Quality for Selected Parameters

Parameter	Units	ECA Daily Limit	EDL2 Discharge		ECA Monthly Limit	September 2021 Average
			9/29/2021	9/27/2021		
Total Suspended Solids	mg/L	**30**	1	2.5	**15**	1.750
Ammonia, Unionized	mg/L	**0.080**	0.001		**0.04**	0.001
Phosphorus, Total	mg/L		0.0075		**0.1**	0.008
Cyanide, Total	mg/L	**0.1**	0.0006	0.0042	**0.05**	0.0024
Cyanide, Free	mg/L	**0.02**	0.0004	0.0008	**0.01**	0.0006
Arsenic, Total	mg/L	**0.034**	0.00160		**0.017**	0.002
Copper, Total	mg/L	**0.028**	0.0038		**0.014**	0.0038
Lead, Total	mg/L	**0.03**	0.00108		**0.015**	0.0011
Nickel, Total	mg/L	**0.094**	0.0012		**0.047**	0.001
Zinc, Total	mg/L	**0.348**	0.01		**0.174**	0.010
Field pH	pH units	**6.0-9.5**	7.01	8.08	**6.0-9.5**	7.55
Acute Toxicity, Rainbow Trout	Pass/Fail	**Pass**	Pass		**Pass**	Pass
Acute Toxicity, *Daphnia magna*	Pass/Fail	**Pass**	Pass		**Pass**	Pass
CBOD5	mg/L		2		**25**	2.00
Cadmium	mg/L		0.000009		**0.001**	0.00
Cobalt	mg/L		0.00094		**0.0044**	0.00
E. coli	MPN/100mL		8		**100**	8.00

Table C25: October 2021 EDL 2 Effluent Water Quality for Selected Parameters

Parameter	Units	ECA Daily Limit	EDL2 Discharge					ECA Monthly	October 2021
			10/20/2021	10/18/2021	10/15/2021	10/14/2021	10/13/2021		
Total Suspended Solids	mg/L	**30**	0.5	1	1.5	2	0.5	**15**	1.100
Ammonia, Unionized	mg/L	**0.080**	0.003				0.004	**0.04**	0.0035
Phosphorus, Total	mg/L		0.0090				0.0090	**0.1**	0.0090
Cyanide, Total	mg/L	**0.1**	0.0006	0.0008	0.0010	0.0010	0.0002	**0.05**	0.00072
Cyanide, Free	mg/L	**0.02**	0.0003	0.0004	0.0005	0.0008	0.0001	**0.01**	0.00042
Arsenic, Total	mg/L	**0.034**	0.00120				0.00250	**0.017**	0.00185
Copper, Total	mg/L	**0.028**	0.0015				0.0007	**0.014**	0.0011
Lead, Total	mg/L	**0.03**	0.00023				0.00013	**0.015**	0.0002
Nickel, Total	mg/L	**0.094**	0.0013				0.0008	**0.047**	0.0011
Zinc, Total	mg/L	**0.348**	0.001				0.0015	**0.174**	0.001
Field pH	pH units	**6.0-9.5**	7.81	7.95	7.91	7.92	7.67	**6.0-9.5**	7.85
Acute Toxicity, Rainbow Trout	Pass/Fail	**Pass**					Pass	**Pass**	Pass
Acute Toxicity, *Daphnia magna*	Pass/Fail	**Pass**					Pass	**Pass**	Pass
CBOD5	mg/L		2				2	**25**	2.00
Cadmium	mg/L		0.000006				0.000002	**0.001**	0.000004
Cobalt	mg/L		0.00098				0.0009	**0.0044**	0.00094
E. coli	MPN/100mL		10				50	**100**	30.00

Table C26: April 2021 Sediment Pond 2 Effluent Water Quality for Selected Parameters

Parameter	Units	ECA Daily Limit	Sediment Pond 2 Discharge			ECA Monthly Limit	April 2021 Average
			4/14/2021	4/21/2021	4/28/2021		
Total Suspended Solids	mg/L	**30**	8	6.5	3.5	**15**	6.00
Ammonia, Unionized	mg/L	**0.080**	<0.00035	<0.00061	0.00002	**0.04**	<0.00061
Phosphorus, Total	mg/L		0.004	0.006	0.012	**0.1**	0.00733
Cyanide, Total	mg/L	**0.1**	0.0018	0.0016	0.001	**0.05**	0.00147
Cyanide, Free	mg/L	**0.02**	0.0009	0.0014	0.0008	**0.01**	0.00103
Arsenic, Total	mg/L	**0.034**	0.00202	0.00192	0.00198	**0.017**	0.00197
Copper, Total	mg/L	**0.028**	0.00195	0.00165	0.00178	**0.014**	0.00179
Lead, Total	mg/L	**0.03**	0.00016	0.00006	0.00005	**0.015**	0.00009
Nickel, Total	mg/L	**0.094**	0.00166	0.00128	0.00148	**0.047**	0.00147
Zinc, Total	mg/L	**0.348**	0.005	0.001	0.002	**0.174**	0.00250
Field pH	pH units	**6.0-9.5**	7.99	8.27	6.95	**6.0-9.5**	7.73667
Acute Toxicity, Rainbow Trout	Pass/Fail	**Pass**	Pass			**Pass**	Pass
Acute Toxicity, *Daphnia magna*	Pass/Fail	**Pass**	Pass			**Pass**	Pass
CBOD5	mg/L		<2.0	<2.0	<2.0	**25**	<2
Cadmium	mg/L		0.0000074	0.000007	0.000006	**0.001**	0.000007
Cobalt	mg/L		0.00019	0.00015	0.00014	**0.0044**	0.000160
E. coli	MPN/100mL		<10	<10	<10	**100**	<10

Table C27: May 2021 Sediment Pond 2 Effluent Water Quality for Selected Parameters

Parameter	Units	ECA Daily Limit	Sediment Pond 2 Discharge				ECA Monthly Limit	May 2021 Average
			5/26/2021	5/19/2021	5/12/2021	5/5/2021		
Total Suspended Solids	mg/L	**30**	4	7	9	5.5	**15**	6.38
Ammonia, Unionized	mg/L	**0.080**	0.00189	0.00189	0.003	0.0034	**0.04**	0.00255
Phosphorus, Total	mg/L		0.0165	0.0245	0.017	0.0183	**0.1**	0.01908
Cyanide, Total	mg/L	**0.1**	0.0008	0.0018	0.0014	0.0006	**0.05**	0.00115
Cyanide, Free	mg/L	**0.02**	0.0009	0.0023	0.0014	0.0003	**0.01**	0.00123
Arsenic, Total	mg/L	**0.034**	0.00208	0.00224	0.00195	0.00177	**0.017**	0.00201
Copper, Total	mg/L	**0.028**	0.0024	0.00236	0.002	0.00196	**0.014**	0.00218
Lead, Total	mg/L	**0.03**	0.00001	0.00006	0.00003	0.00004	**0.015**	0.00004
Nickel, Total	mg/L	**0.094**	0.00132	0.00154	0.00128	0.00124	**0.047**	0.00135
Zinc, Total	mg/L	**0.348**	0.001	0.001	0.001	0.001	**0.174**	0.00100
Field pH	pH units	**6.0-9.5**			8.69	8.91	**6.0-9.5**	8.80
Acute Toxicity, Rainbow Trout	Pass/Fail	**Pass**			Pass		**Pass**	Pass
Acute Toxicity, *Daphnia magna*	Pass/Fail	**Pass**			Pass		**Pass**	Pass
CBOD5	mg/L		2	2.3	2	3	**25**	2.33
Cadmium	mg/L		0.00001	0.000005	0.000006	0.000006	**0.001**	0.000007
Cobalt	mg/L		0.00013	0.00021	0.000155	0.000138	**0.0044**	0.000158
E. coli	MPN/100mL		1	1	10	10	**100**	5.50

Table C28: June 2021 Sediment Pond 2 Effluent Water Quality for Selected Parameters

Parameter	Units	ECA Daily Limit	Sediment Pond 2 Discharge			ECA Monthly Limit	June 2021 Average
			6/14/2021	6/11/2021	6/2/2021		
Total Suspended Solids	mg/L	**30**	13	9	3	**15**	8.33
Ammonia, Unionized	mg/L	**0.080**	0.017	0.01	0.007	**0.04**	0.011333
Phosphorus, Total	mg/L		0.0865	0.0275	0.016	**0.1**	0.043333
Cyanide, Total	mg/L	**0.1**	0.0002	0.0002	0.0002	**0.05**	0.000200
Cyanide, Free	mg/L	**0.02**	0.0003	0.0005	0.0002	**0.01**	0.000333
Arsenic, Total	mg/L	**0.034**	0.00388	0.00287	0.0022	**0.017**	0.002983
Copper, Total	mg/L	**0.028**	0.00544	0.002	0.00242	**0.014**	0.003287
Lead, Total	mg/L	**0.03**	0.00157	0.00004	0.00001	**0.015**	0.000540
Nickel, Total	mg/L	**0.094**	0.00568	0.00146	0.0013	**0.047**	0.002813
Zinc, Total	mg/L	**0.348**	0.018	0.0065	0.002	**0.174**	0.008833
Field pH	pH units	**6.0-9.5**	8.44	8.53	8.87	**6.0-9.5**	8.61
Acute Toxicity, Rainbow Trout	Pass/Fail	**Pass**	Pass			**Pass**	Pass
Acute Toxicity, *Daphnia magna*	Pass/Fail	**Pass**	Pass			**Pass**	Pass
CBOD5	mg/L		2.5	2.4	2	**25**	2.30
Cadmium	mg/L		0.000043	0.000007	0.000004	**0.001**	0.000018
Cobalt	mg/L		0.00168	0.000215	0.000115	**0.0044**	0.000670
E. coli	MPN/100mL		10	10	20	**100**	13.33

newgold™ Rainy River

Table C29: September 2021 Sediment Pond 2 Effluent Water Quality for Selected Parameters

Parameter	Units	ECA Daily Limit	Sediment Pond 2 Discharge		ECA Monthly Limit	September 2021 Average
			9/29/2021	9/22/2021		
Total Suspended Solids	mg/L	**30**	2.5	6.5	**15**	4.50
Ammonia, Unionized	mg/L	**0.080**	0.01	0.028	**0.04**	0.01900
Phosphorus, Total	mg/L		0.019	0.029	**0.1**	0.02400
Cyanide, Total	mg/L	**0.1**	0.003	0.0036	**0.05**	0.00330
Cyanide, Free	mg/L	**0.02**	0.0025	0.0017	**0.01**	0.00210
Arsenic, Total	mg/L	**0.034**	0.0025	0.0024	**0.017**	0.00245
Copper, Total	mg/L	**0.028**	0.0015	0.0019	**0.014**	0.00170
Lead, Total	mg/L	**0.03**	0.00004	0.00009	**0.015**	0.000065
Nickel, Total	mg/L	**0.094**	0.001	0.0012	**0.047**	0.00110
Zinc, Total	mg/L	**0.348**	0.0015	0.002	**0.174**	0.00175
Field pH	pH units	**6.0-9.5**	8.09	8.35	**6.0-9.5**	8.22
Acute Toxicity, Rainbow Trout	Pass/Fail	**Pass**		Pass	**Pass**	Pass
Acute Toxicity, *Daphnia magna*	Pass/Fail	**Pass**		Pass	**Pass**	Pass
CBOD5	mg/L		2	2.1	**25**	2.05
Cadmium	mg/L		0.000005	0.000001	**0.001**	0.000003
Cobalt	mg/L		0.00032	0.00032	**0.0044**	0.000320
E. coli	MPN/100mL		1	19	**100**	10.00

Table C30: October 2021 Sediment Pond 2 Effluent Water Quality for Selected Parameters

Parameter	Units	ECA Daily Limit	Sediment Pond 2 Discharge				ECA Monthly Limit	October 2021 Average
			10/25/2021	10/20/2021	10/13/2021	10/4/2021		
Total Suspended Solids	mg/L	**30**	0.5	2.5	1.5	4.5	**15**	2.25
Ammonia, Unionized	mg/L	**0.080**	0.002	0.003	0.005	0.004	**0.04**	0.00350
Phosphorus, Total	mg/L		0.013	0.024	0.015	0.037	**0.1**	0.02225
Cyanide, Total	mg/L	**0.1**	0.0012	0.0014	0.001	0.001	**0.05**	0.00115
Cyanide, Free	mg/L	**0.02**	0.0005	0.0006	0.0001	0.0006	**0.01**	0.00045
Arsenic, Total	mg/L	**0.034**	0.0021	0.0022	0.0023	0.0028	**0.017**	0.00235
Copper, Total	mg/L	**0.028**	0.0015	0.0017	0.0017	0.0016	**0.014**	0.00163
Lead, Total	mg/L	**0.03**	0.00002	0.00003	0.00001	0.00005	**0.015**	0.000028
Nickel, Total	mg/L	**0.094**	0.0009	0.001	0.0008	0.0011	**0.047**	0.00095
Zinc, Total	mg/L	**0.348**	0.001	0.001	0.0005	0.002	**0.174**	0.00113
Field pH	pH units	**6.0-9.5**	8.11	8.02	8.18	7.71	**6.0-9.5**	8.01
Acute Toxicity, Rainbow Trout	Pass/Fail	**Pass**				Pass	**Pass**	Pass
Acute Toxicity, *Daphnia magna*	Pass/Fail	**Pass**				Pass	**Pass**	Pass
CBOD5	mg/L		2.4	2	2	2	**25**	2.10
Cadmium	mg/L		0.000005	0.000004	0.000003	0.000006	**0.001**	0.000005
Cobalt	mg/L		0.00042	0.0004	0.00032	0.00034	**0.0044**	0.000370
E. coli	MPN/100mL		10	20	59	10	**100**	24.75

Table C31: November 2021 Sediment Pond 2 Effluent Water Quality for Selected Parameters

Parameter	Units	ECA Daily Limit	Sediment Pond 2 Discharge			ECA Monthly Limit	November 2021
			11/15/2021	11/8/2021	11/1/2021		
Total Suspended Solids	mg/L	**30**	3.5	1	2.5	**15**	2.33
Ammonia, Unionized	mg/L	**0.080**	0.002	0.001	0.001	**0.04**	0.00133
Phosphorus, Total	mg/L		0.009	0.012	0.0125	**0.1**	0.01117
Cyanide, Total	mg/L	**0.1**	0.0012	0.0016	0.0014	**0.05**	0.00140
Cyanide, Free	mg/L	**0.02**	0.0005	0.001	0.0009	**0.01**	0.00080
Arsenic, Total	mg/L	**0.034**	0.0021	0.0022	0.0022	**0.017**	0.00217
Copper, Total	mg/L	**0.028**	0.0016	0.0019	0.0016	**0.014**	0.00170
Lead, Total	mg/L	**0.03**	0.00001	0.00001	0.00001	**0.015**	0.000010
Nickel, Total	mg/L	**0.094**	0.0009	0.0009	0.00096	**0.047**	0.00092
Zinc, Total	mg/L	**0.348**	0.001	0.001	0.001	**0.174**	0.00100
Field pH	pH units	**6.0-9.5**	8.26	7.94	8.1	**6.0-9.5**	8.10
Acute Toxicity, Rainbow Trout	Pass/Fail	**Pass**			Pass	**Pass**	Pass
Acute Toxicity, *Daphnia magna*	Pass/Fail	**Pass**			Pass	**Pass**	Pass
CBOD5	mg/L		2	2	2.2	**25**	2.07
Cadmium	mg/L		0.000008	0.000003	0.000001	**0.001**	0.000004
Cobalt	mg/L		0.00049	0.0005	0.00044	**0.0044**	0.000477
E. coli	MPN/100mL		10	10	10	**100**	10.00

newgold™ Rainy River

2021 Annual Surface Water Report
Appendix D

Surface Water Certificates of Analysis

New Gold Inc. Rainy River Project
ATTN: Amanda Jacobs
24 Marr Rd
Barwick ON P0W 1A0

Date Received: 15-JAN-21
Report Date: 22-FEB-21 10:24 (MT)
Version: FINAL

Client Phone: 807-482-0931

Certificate of Analysis

Lab Work Order #: L2548452

Project P.O. #: 4500038941
Job Reference: SURFACE WATER
C of C Numbers:
Legal Site Desc:

Comments:

Christine Paradis
Project Manager

[This report shall not be reproduced except in full without the written authority of the Laboratory.]

ALS ENVIRONMENTAL ANALYTICAL REPORT

Sample Details/Parameters	Result	Qualifier*	D.L.	Units	Extracted	Analyzed	Batch
L2548452-1 FB_SW_20210112 Sampled By: Client on 13-JAN-21 @ 12:00 Matrix: SW							
Physical Tests							
Color, True	<2.0		2.0	CU		15-JAN-21	R5348930
Conductivity (EC)	<0.2	<W	1.0	uS/cm		15-JAN-21	R5349476
Hardness (as CaCO3)	<0.51		0.51	mg/L		22-JAN-21	
pH	6.34		0.10	pH		15-JAN-21	R5349476
Total Suspended Solids	<0.5	<W	3.0	mg/L		19-JAN-21	R5354818
Total Dissolved Solids	2	<DL	10	mg/L		19-JAN-21	R5354982
Turbidity	<0.10		0.10	NTU		15-JAN-21	R5348956
Anions and Nutrients							
Acidity (as CaCO3)	<0.2	<W	2.0	mg/L		15-JAN-21	R5349476
Alkalinity, Total (as CaCO3)	<0.2	<W	2.0	mg/L		16-JAN-21	R5350766
Ammonia, Total (as N)	<0.002	<W	0.020	mg/L		21-JAN-21	R5356040
Chloride (Cl)	<0.10		0.10	mg/L	15-JAN-21	15-JAN-21	R5348719
Fluoride (F)	<0.020		0.020	mg/L	15-JAN-21	15-JAN-21	R5348719
Nitrate (as N)	0.002	<DL	0.020	mg/L		15-JAN-21	R5348719
Nitrite (as N)	<0.001	<W	0.010	mg/L		15-JAN-21	R5348719
Total Kjeldahl Nitrogen	0.05	<DL	0.18	mg/L	21-JAN-21	22-JAN-21	R5356728
Orthophosphate-Dissolved (as P)	<0.0030		0.0030	mg/L	15-JAN-21	19-JAN-21	R5354626
Sulfate (SO4)	0.05	<DL	0.30	mg/L		15-JAN-21	R5348719
Cyanides							
Cyanide, Weak Acid Diss	<0.0001	<W	0.0020	mg/L		20-JAN-21	R5355857
Cyanide, Total	<0.0002	<W	0.0020	mg/L		20-JAN-21	R5355857
Cyanide, Free	<0.0001	<W	0.0020	mg/L		20-JAN-21	R5355857
Organic / Inorganic Carbon							
Dissolved Organic Carbon	<0.50		0.50	mg/L	13-JAN-21	21-JAN-21	R5356403
Total Organic Carbon	0.96		0.50	mg/L		21-JAN-21	R5356402
Total Metals							
Aluminum (Al)-Total	<0.0002	<W	0.0050	mg/L		21-JAN-21	R5356465
Antimony (Sb)-Total	0.000030	<DL	0.00060	mg/L		21-JAN-21	R5356465
Arsenic (As)-Total	<0.00001	<W	0.0010	mg/L		21-JAN-21	R5356465
Barium (Ba)-Total	<0.00001	<W	0.010	mg/L		21-JAN-21	R5356465
Beryllium (Be)-Total	<0.0000001	<W	0.0010	mg/L		21-JAN-21	R5356465
Bismuth (Bi)-Total	<0.00001	<W	0.0010	mg/L		21-JAN-21	R5356465
Boron (B)-Total	0.0045	<DL	0.050	mg/L		21-JAN-21	R5356465
Cadmium (Cd)-Total	<0.000001	<W	0.000017	mg/L		21-JAN-21	R5356465
Calcium (Ca)-Total	0.004	<DL	0.20	mg/L		21-JAN-21	R5356465
Cesium (Cs)-Total	<0.0000005	<W	0.000010	mg/L		21-JAN-21	R5356465
Chromium (Cr)-Total	0.00018	<DL	0.0010	mg/L		21-JAN-21	R5356465
Cobalt (Co)-Total	<0.000005	<W	0.00050	mg/L		21-JAN-21	R5356465
Copper (Cu)-Total	0.00050	<DL	0.0010	mg/L		21-JAN-21	R5356465
Iron (Fe)-Total	0.0045	<DL	0.020	mg/L		21-JAN-21	R5356465
Lead (Pb)-Total	<0.00001	<W	0.000050	mg/L		21-JAN-21	R5356465
Lithium (Li)-Total	<0.0002	<W	0.050	mg/L		21-JAN-21	R5356465

* Refer to Referenced Information for Qualifiers (if any) and Methodology.

ALS ENVIRONMENTAL ANALYTICAL REPORT

Sample Details/Parameters	Result	Qualifier*	D.L.	Units	Extracted	Analyzed	Batch
L2548452-1 FB_SW_20210112 Sampled By: Client on 13-JAN-21 @ 12:00 Matrix: SW							
Total Metals							
Magnesium (Mg)-Total	<0.0002	<W	0.020	mg/L		21-JAN-21	R5356465
Manganese (Mn)-Total	<0.0002	<W	0.0010	mg/L		21-JAN-21	R5356465
Mercury (Hg)-Total	<0.000005	<W	0.000030	mg/L		21-JAN-21	R5356081
Molybdenum (Mo)-Total	<0.000005	<W	0.0010	mg/L		21-JAN-21	R5356465
Nickel (Ni)-Total	0.00014	<DL	0.0020	mg/L		21-JAN-21	R5356465
Phosphorus (P)-Total	<0.005	<W	0.050	mg/L		21-JAN-21	R5356465
Potassium (K)-Total	<0.01	<W	0.50	mg/L		21-JAN-21	R5356465
Rubidium (Rb)-Total	<0.000002	<W	0.00020	mg/L		21-JAN-21	R5356465
Selenium (Se)-Total	<0.000005	<W	0.000050	mg/L		21-JAN-21	R5356465
Silicon (Si)-Total	0.030	<DL	0.10	mg/L		21-JAN-21	R5356465
Silver (Ag)-Total	<0.000001	<W	0.00010	mg/L		21-JAN-21	R5356465
Sodium (Na)-Total	0.025	<DL	0.10	mg/L		21-JAN-21	R5356465
Strontium (Sr)-Total	<0.000005	<W	0.0010	mg/L		21-JAN-21	R5356465
Sulfur (S)-Total	<0.2	<W	0.50	mg/L		21-JAN-21	R5356465
Tellurium (Te)-Total	<0.00002	<W	0.0010	mg/L		21-JAN-21	R5356465
Thallium (Tl)-Total	<0.000005	<W	0.00030	mg/L		21-JAN-21	R5356465
Thorium (Th)-Total	<0.00001	<W	0.00010	mg/L		21-JAN-21	R5356465
Tin (Sn)-Total	0.00005	<DL	0.0010	mg/L		21-JAN-21	R5356465
Titanium (Ti)-Total	<0.00001	<W	0.0020	mg/L		21-JAN-21	R5356465
Tungsten (W)-Total	<0.00001	<W	0.010	mg/L		21-JAN-21	R5356465
Uranium (U)-Total	<0.0000005	<W	0.0050	mg/L		21-JAN-21	R5356465
Vanadium (V)-Total	<0.00005	<W	0.0010	mg/L		21-JAN-21	R5356465
Zinc (Zn)-Total	<0.0005	<W	0.0030	mg/L		21-JAN-21	R5356465
Zirconium (Zr)-Total	<0.000002	<W	0.0010	mg/L		21-JAN-21	R5356465
Dissolved Metals							
Dissolved Metals Filtration Location	FIELD					19-JAN-21	R5353940
Aluminum (Al)-Dissolved	<0.0002	<W	0.0050	mg/L		19-JAN-21	R5354646
Antimony (Sb)-Dissolved	<0.000005	<W	0.00060	mg/L		19-JAN-21	R5354646
Arsenic (As)-Dissolved	<0.0000002	<W	0.0010	mg/L		19-JAN-21	R5354646
Barium (Ba)-Dissolved	0.000020	<DL	0.010	mg/L		19-JAN-21	R5354646
Beryllium (Be)-Dissolved	<0.000002	<W	0.0010	mg/L		19-JAN-21	R5354646
Bismuth (Bi)-Dissolved	<0.000002	<W	0.0010	mg/L		19-JAN-21	R5354646
Boron (B)-Dissolved	0.0045	<DL	0.050	mg/L		19-JAN-21	R5354646
Cadmium (Cd)-Dissolved	<0.0000005	<W	0.000017	mg/L		19-JAN-21	R5354646
Calcium (Ca)-Dissolved	0.016	<DL	0.20	mg/L		19-JAN-21	R5354646
Cesium (Cs)-Dissolved	<0.0000005	<W	0.000010	mg/L		19-JAN-21	R5354646
Chromium (Cr)-Dissolved	0.00009	<DL	0.0010	mg/L		19-JAN-21	R5354646
Cobalt (Co)-Dissolved	<0.000002	<W	0.00050	mg/L		19-JAN-21	R5354646
Copper (Cu)-Dissolved	0.00006	<DL	0.0010	mg/L		19-JAN-21	R5354646
Iron (Fe)-Dissolved	<0.0005	<W	0.020	mg/L		19-JAN-21	R5354646
Lead (Pb)-Dissolved	<0.00001	<W	0.000050	mg/L		19-JAN-21	R5354646

* Refer to Referenced Information for Qualifiers (if any) and Methodology.

ALS ENVIRONMENTAL ANALYTICAL REPORT

Sample Details/Parameters	Result	Qualifier*	D.L.	Units	Extracted	Analyzed	Batch
L2548452-1 FB_SW_20210112 Sampled By: Client on 13-JAN-21 @ 12:00 Matrix: SW							
Dissolved Metals							
Lithium (Li)-Dissolved	<0.0002	<W	0.050	mg/L		19-JAN-21	R5354646
Magnesium (Mg)-Dissolved	0.0005	<DL	0.020	mg/L		19-JAN-21	R5354646
Manganese (Mn)-Dissolved	<0.00002	<W	0.0010	mg/L		19-JAN-21	R5354646
Mercury (Hg)-Dissolved	<0.000005	<W	0.000030	mg/L		21-JAN-21	R5356086
Molybdenum (Mo)-Dissolved	<0.000002	<W	0.0010	mg/L		19-JAN-21	R5354646
Nickel (Ni)-Dissolved	0.00004	<DL	0.0020	mg/L		19-JAN-21	R5354646
Phosphorus (P)-Dissolved	<0.005	<W	0.050	mg/L		19-JAN-21	R5354646
Potassium (K)-Dissolved	<0.01	<W	0.50	mg/L		19-JAN-21	R5354646
Rubidium (Rb)-Dissolved	<0.000002	<W	0.00020	mg/L		19-JAN-21	R5354646
Selenium (Se)-Dissolved	0.000010	<DL	0.000050	mg/L		19-JAN-21	R5354646
Silicon (Si)-Dissolved	0.020	<DL	0.050	mg/L		19-JAN-21	R5354646
Silver (Ag)-Dissolved	<0.0000005	<W	0.00010	mg/L		19-JAN-21	R5354646
Sodium (Na)-Dissolved	0.035	<DL	0.10	mg/L		19-JAN-21	R5354646
Strontium (Sr)-Dissolved	<0.00002	<W	0.0010	mg/L		19-JAN-21	R5354646
Sulfur (S)-Dissolved	<0.2	<W	0.50	mg/L		19-JAN-21	R5354646
Tellurium (Te)-Dissolved	0.00002	<DL	0.0010	mg/L		19-JAN-21	R5354646
Thallium (Tl)-Dissolved	<0.000002	<W	0.00030	mg/L		19-JAN-21	R5354646
Thorium (Th)-Dissolved	<0.00001	<W	0.00010	mg/L		19-JAN-21	R5354646
Tin (Sn)-Dissolved	0.000045	<DL	0.0010	mg/L		19-JAN-21	R5354646
Titanium (Ti)-Dissolved	<0.00002	<W	0.0020	mg/L		19-JAN-21	R5354646
Tungsten (W)-Dissolved	<0.000002	<W	0.010	mg/L		19-JAN-21	R5354646
Uranium (U)-Dissolved	<0.0000005	<W	0.0050	mg/L		19-JAN-21	R5354646
Vanadium (V)-Dissolved	<0.00002	<W	0.0010	mg/L		19-JAN-21	R5354646
Zinc (Zn)-Dissolved	<0.0002	<W	0.0030	mg/L		19-JAN-21	R5354646
Zirconium (Zr)-Dissolved	<0.000002	<W	0.0010	mg/L		19-JAN-21	R5354646
Aggregate Organics							
Biochemical Oxygen Demand	<2.0		2.0	mg/L		15-JAN-21	R5355527
COD	<10		10	mg/L		21-JAN-21	R5356023
Oil and Grease, Total	0.8	<DL	1.0	mg/L	20-JAN-21	20-JAN-21	R5355771
L2548452-2 SW02_SW_20210112 Sampled By: Client on 13-JAN-21 @ 11:10 Matrix: SW							
Field Tests							
Dissolved Oxygen, Client Supplied	27.89		0	mg/L		20-JAN-21	R5355719
pH, Client Supplied	7.26		0.10	pH		21-JAN-21	R5356265
Temperature, Client	0.0		-50	Deg. C		21-JAN-21	R5356265
Physical Tests							
Color, True	167		2.0	CU		15-JAN-21	R5348930
Conductivity (EC)	165		1.0	uS/cm		15-JAN-21	R5349476
Hardness (as CaCO3)	96.5		0.51	mg/L		22-JAN-21	
pH	7.13		0.10	pH		15-JAN-21	R5349476
Total Suspended Solids	6.0		3.0	mg/L		19-JAN-21	R5355105

* Refer to Referenced Information for Qualifiers (if any) and Methodology.

ALS ENVIRONMENTAL ANALYTICAL REPORT

Sample Details/Parameters	Result	Qualifier*	D.L.	Units	Extracted	Analyzed	Batch
L2548452-2 SW02_SW_20210112 Sampled By: Client on 13-JAN-21 @ 11:10 Matrix: SW							
Physical Tests							
Total Dissolved Solids	146		13	mg/L		19-JAN-21	R5355142
Turbidity	3.41		0.10	NTU		15-JAN-21	R5348956
Anions and Nutrients							
Acidity (as CaCO3)	12.2		2.0	mg/L		15-JAN-21	R5349476
Alkalinity, Total (as CaCO3)	88.4		2.0	mg/L		16-JAN-21	R5350766
Unionized ammonia	0.000521		0.000036	mg/L		25-JAN-21	
Ammonia, Total (as N)	0.286		0.020	mg/L		21-JAN-21	R5356040
Chloride (Cl)	0.20		0.10	mg/L	15-JAN-21	15-JAN-21	R5348719
Fluoride (F)	<0.020		0.020	mg/L	15-JAN-21	15-JAN-21	R5348719
Nitrate (as N)	0.028	<T	0.020	mg/L		15-JAN-21	R5348719
Nitrite (as N)	0.001	<DL	0.010	mg/L		15-JAN-21	R5348719
Total Kjeldahl Nitrogen	1.25		0.18	mg/L	21-JAN-21	22-JAN-21	R5356728
Orthophosphate-Dissolved (as P)	<0.0030		0.0030	mg/L	15-JAN-21	19-JAN-21	R5354626
Sulfate (SO4)	0.15	<DL	0.30	mg/L		15-JAN-21	R5348719
Cyanides							
Cyanide, Weak Acid Diss	0.0005	<DL	0.0020	mg/L		20-JAN-21	R5355857
Cyanide, Total	0.0006	<DL	0.0020	mg/L		20-JAN-21	R5355857
Cyanide, Free	0.0008	<DL	0.0020	mg/L		20-JAN-21	R5355857
Organic / Inorganic Carbon							
Dissolved Organic Carbon	39.0	DLM	2.5	mg/L	15-JAN-21	21-JAN-21	R5356404
Total Organic Carbon	42.9	DLM	2.5	mg/L		21-JAN-21	R5356402
Total Metals							
Aluminum (Al)-Total	0.0864		0.0050	mg/L		21-JAN-21	R5356465
Antimony (Sb)-Total	0.000055	<DL	0.00060	mg/L		21-JAN-21	R5356465
Arsenic (As)-Total	0.00072	<DL	0.0010	mg/L		21-JAN-21	R5356465
Barium (Ba)-Total	0.0100		0.010	mg/L		21-JAN-21	R5356465
Beryllium (Be)-Total	0.0000050	<DL	0.0010	mg/L		21-JAN-21	R5356465
Bismuth (Bi)-Total	<0.00001	<W	0.0010	mg/L		21-JAN-21	R5356465
Boron (B)-Total	0.0040	<DL	0.050	mg/L		21-JAN-21	R5356465
Cadmium (Cd)-Total	0.000014	<DL	0.000017	mg/L		21-JAN-21	R5356465
Calcium (Ca)-Total	22.9		0.20	mg/L		21-JAN-21	R5356465
Cesium (Cs)-Total	0.0000095	<DL	0.000010	mg/L		21-JAN-21	R5356465
Chromium (Cr)-Total	0.00040	<DL	0.0010	mg/L		21-JAN-21	R5356465
Cobalt (Co)-Total	0.000500	<T	0.00050	mg/L		21-JAN-21	R5356465
Copper (Cu)-Total	0.00040	<DL	0.0010	mg/L		21-JAN-21	R5356465
Iron (Fe)-Total	0.920		0.020	mg/L		21-JAN-21	R5356465
Lead (Pb)-Total	0.00025	<T	0.000050	mg/L		21-JAN-21	R5356465
Lithium (Li)-Total	0.0030	<DL	0.050	mg/L		21-JAN-21	R5356465
Magnesium (Mg)-Total	10.3		0.020	mg/L		21-JAN-21	R5356465
Manganese (Mn)-Total	0.187		0.0010	mg/L		21-JAN-21	R5356465
Mercury (Hg)-Total	<0.000005	<W	0.000030	mg/L		21-JAN-21	R5356081
Molybdenum (Mo)-Total	0.000060	<DL	0.0010	mg/L		21-JAN-21	R5356465

* Refer to Referenced Information for Qualifiers (if any) and Methodology.

ALS ENVIRONMENTAL ANALYTICAL REPORT

Sample Details/Parameters	Result	Qualifier*	D.L.	Units	Extracted	Analyzed	Batch
L2548452-2 SW02_SW_20210112 Sampled By: Client on 13-JAN-21 @ 11:10 Matrix: SW							
Total Metals							
Nickel (Ni)-Total	0.00050	<DL	0.0020	mg/L		21-JAN-21	R5356465
Phosphorus (P)-Total	<0.005	<W	0.050	mg/L		21-JAN-21	R5356465
Potassium (K)-Total	0.53		0.50	mg/L		21-JAN-21	R5356465
Rubidium (Rb)-Total	0.00141		0.00020	mg/L		21-JAN-21	R5356465
Selenium (Se)-Total	0.000075	<T	0.000050	mg/L		21-JAN-21	R5356465
Silicon (Si)-Total	7.80		0.10	mg/L		21-JAN-21	R5356465
Silver (Ag)-Total	0.000006	<DL	0.00010	mg/L		21-JAN-21	R5356465
Sodium (Na)-Total	1.58		0.10	mg/L		21-JAN-21	R5356465
Strontium (Sr)-Total	0.0391		0.0010	mg/L		21-JAN-21	R5356465
Sulfur (S)-Total	<0.2	<W	0.50	mg/L		21-JAN-21	R5356465
Tellurium (Te)-Total	<0.00002	<W	0.0010	mg/L		21-JAN-21	R5356465
Thallium (Tl)-Total	<0.000005	<W	0.00030	mg/L		21-JAN-21	R5356465
Thorium (Th)-Total	0.00002	<DL	0.00010	mg/L		21-JAN-21	R5356465
Tin (Sn)-Total	0.00006	<DL	0.0010	mg/L		21-JAN-21	R5356465
Titanium (Ti)-Total	0.00179	<DL	0.0020	mg/L		21-JAN-21	R5356465
Tungsten (W)-Total	<0.00001	<W	0.010	mg/L		21-JAN-21	R5356465
Uranium (U)-Total	0.0000335	<DL	0.0050	mg/L		21-JAN-21	R5356465
Vanadium (V)-Total	0.00035	<DL	0.0010	mg/L		21-JAN-21	R5356465
Zinc (Zn)-Total	0.0040	<T	0.0030	mg/L		21-JAN-21	R5356465
Zirconium (Zr)-Total	0.000118	<DL	0.0010	mg/L		21-JAN-21	R5356465
Dissolved Metals							
Dissolved Metals Filtration Location	FIELD					19-JAN-21	R5353940
Aluminum (Al)-Dissolved	0.0642		0.0050	mg/L		19-JAN-21	R5354646
Antimony (Sb)-Dissolved	0.000035	<DL	0.00060	mg/L		19-JAN-21	R5354646
Arsenic (As)-Dissolved	0.000626	<DL	0.0010	mg/L		19-JAN-21	R5354646
Barium (Ba)-Dissolved	0.0103		0.010	mg/L		19-JAN-21	R5354646
Beryllium (Be)-Dissolved	0.000002	<DL	0.0010	mg/L		19-JAN-21	R5354646
Bismuth (Bi)-Dissolved	<0.000002	<W	0.0010	mg/L		19-JAN-21	R5354646
Boron (B)-Dissolved	0.0040	<DL	0.050	mg/L		19-JAN-21	R5354646
Cadmium (Cd)-Dissolved	0.0000050	<DL	0.000017	mg/L		19-JAN-21	R5354646
Calcium (Ca)-Dissolved	22.8		0.20	mg/L		19-JAN-21	R5354646
Cesium (Cs)-Dissolved	0.0000030	<DL	0.000010	mg/L		19-JAN-21	R5354646
Chromium (Cr)-Dissolved	0.00025	<DL	0.0010	mg/L		19-JAN-21	R5354646
Cobalt (Co)-Dissolved	0.000392	<DL	0.00050	mg/L		19-JAN-21	R5354646
Copper (Cu)-Dissolved	0.00026	<DL	0.0010	mg/L		19-JAN-21	R5354646
Iron (Fe)-Dissolved	0.793		0.020	mg/L		19-JAN-21	R5354646
Lead (Pb)-Dissolved	0.00018	<T	0.000050	mg/L		19-JAN-21	R5354646
Lithium (Li)-Dissolved	0.0024	<DL	0.050	mg/L		19-JAN-21	R5354646
Magnesium (Mg)-Dissolved	9.59		0.020	mg/L		19-JAN-21	R5354646
Manganese (Mn)-Dissolved	0.156		0.0010	mg/L		19-JAN-21	R5354646
Mercury (Hg)-Dissolved	<0.000005	<W	0.000030	mg/L		21-JAN-21	R5356086

* Refer to Referenced Information for Qualifiers (if any) and Methodology.

ALS ENVIRONMENTAL ANALYTICAL REPORT

Sample Details/Parameters	Result	Qualifier*	D.L.	Units	Extracted	Analyzed	Batch
L2548452-2 SW02_SW_20210112 Sampled By: Client on 13-JAN-21 @ 11:10 Matrix: SW							
Dissolved Metals							
Molybdenum (Mo)-Dissolved	0.000046	<DL	0.0010	mg/L		19-JAN-21	R5354646
Nickel (Ni)-Dissolved	0.00052	<DL	0.0020	mg/L		19-JAN-21	R5354646
Phosphorus (P)-Dissolved	<0.005	<W	0.050	mg/L		19-JAN-21	R5354646
Potassium (K)-Dissolved	0.55		0.50	mg/L		19-JAN-21	R5354646
Rubidium (Rb)-Dissolved	0.00136		0.00020	mg/L		19-JAN-21	R5354646
Selenium (Se)-Dissolved	0.000120	<T	0.000050	mg/L		19-JAN-21	R5354646
Silicon (Si)-Dissolved	7.39		0.050	mg/L		19-JAN-21	R5354646
Silver (Ag)-Dissolved	<0.0000005	<W	0.00010	mg/L		19-JAN-21	R5354646
Sodium (Na)-Dissolved	1.57		0.10	mg/L		19-JAN-21	R5354646
Strontium (Sr)-Dissolved	0.0370		0.0010	mg/L		19-JAN-21	R5354646
Sulfur (S)-Dissolved	<0.2	<W	0.50	mg/L		19-JAN-21	R5354646
Tellurium (Te)-Dissolved	<0.00001	<W	0.0010	mg/L		19-JAN-21	R5354646
Thallium (Tl)-Dissolved	<0.000002	<W	0.00030	mg/L		19-JAN-21	R5354646
Thorium (Th)-Dissolved	0.00002	<DL	0.00010	mg/L		19-JAN-21	R5354646
Tin (Sn)-Dissolved	0.000010	<DL	0.0010	mg/L		19-JAN-21	R5354646
Titanium (Ti)-Dissolved	0.00128	<DL	0.0020	mg/L		19-JAN-21	R5354646
Tungsten (W)-Dissolved	<0.000002	<W	0.010	mg/L		19-JAN-21	R5354646
Uranium (U)-Dissolved	0.0000325	<DL	0.0050	mg/L		19-JAN-21	R5354646
Vanadium (V)-Dissolved	0.00024	<DL	0.0010	mg/L		19-JAN-21	R5354646
Zinc (Zn)-Dissolved	0.0032	<T	0.0030	mg/L		19-JAN-21	R5354646
Zirconium (Zr)-Dissolved	0.000142	<DL	0.0010	mg/L		19-JAN-21	R5354646
Aggregate Organics							
Biochemical Oxygen Demand	2.1		2.0	mg/L		15-JAN-21	R5355527
COD	95		10	mg/L		21-JAN-21	R5356023
Oil and Grease, Total	0.8	<DL	1.0	mg/L	20-JAN-21	20-JAN-21	R5355771
L2548452-3 SW03_SW_20210112 Sampled By: Client on 13-JAN-21 @ 13:50 Matrix: SW							
Field Tests							
Dissolved Oxygen, Client Supplied	0		0	mg/L		20-JAN-21	R5355719
pH, Client Supplied	6.92		0.10	pH		21-JAN-21	R5356265
Temperature, Client	-0.5		-50	Deg. C		21-JAN-21	R5356265
Physical Tests							
Color, True	77.6		2.0	CU		15-JAN-21	R5348930
Conductivity (EC)	622		1.0	uS/cm		15-JAN-21	R5349476
Hardness (as CaCO3)	286		0.51	mg/L		22-JAN-21	
pH	7.56		0.10	pH		15-JAN-21	R5349476
Total Suspended Solids	6.0		3.0	mg/L		19-JAN-21	R5355105
Total Dissolved Solids	366		20	mg/L		19-JAN-21	R5355142
Turbidity	12.4		0.10	NTU		15-JAN-21	R5348956
Anions and Nutrients							
Acidity (as CaCO3)	13.8		2.0	mg/L		15-JAN-21	R5349476

* Refer to Referenced Information for Qualifiers (if any) and Methodology.

ALS ENVIRONMENTAL ANALYTICAL REPORT

Sample Details/Parameters	Result	Qualifier*	D.L.	Units	Extracted	Analyzed	Batch
L2548452-3 SW03_SW_20210112 Sampled By: Client on 13-JAN-21 @ 13:50 Matrix: SW							
Anions and Nutrients							
Alkalinity, Total (as CaCO3)	248		2.0	mg/L		16-JAN-21	R5350766
Unionized ammonia	0.000071		0.000016	mg/L		25-JAN-21	
Ammonia, Total (as N)	0.088	<T	0.020	mg/L		21-JAN-21	R5356040
Chloride (Cl)	29.5		0.10	mg/L	15-JAN-21	15-JAN-21	R5348719
Fluoride (F)	0.071		0.020	mg/L	15-JAN-21	15-JAN-21	R5348719
Nitrate (as N)	0.022	<T	0.020	mg/L		15-JAN-21	R5348719
Nitrite (as N)	0.003	<DL	0.010	mg/L		15-JAN-21	R5348719
Total Kjeldahl Nitrogen	1.15		0.18	mg/L	21-JAN-21	22-JAN-21	R5356728
Orthophosphate-Dissolved (as P)	0.0387		0.0030	mg/L	15-JAN-21	19-JAN-21	R5354626
Sulfate (SO4)	49.1		0.30	mg/L		15-JAN-21	R5348719
Cyanides							
Cyanide, Weak Acid Diss	0.0006	<DL	0.0020	mg/L		20-JAN-21	R5355857
Cyanide, Total	0.0008	<DL	0.0020	mg/L		20-JAN-21	R5355857
Cyanide, Free	0.0007	<DL	0.0020	mg/L		20-JAN-21	R5355857
Organic / Inorganic Carbon							
Dissolved Organic Carbon	30.7	DLM	2.5	mg/L	15-JAN-21	21-JAN-21	R5356404
Total Organic Carbon	30.0	DLM	2.5	mg/L		21-JAN-21	R5356402
Total Metals							
Aluminum (Al)-Total	0.218		0.0050	mg/L		21-JAN-21	R5356465
Antimony (Sb)-Total	0.000290	<DL	0.00060	mg/L		21-JAN-21	R5356465
Arsenic (As)-Total	0.00161	<T	0.0010	mg/L		21-JAN-21	R5356465
Barium (Ba)-Total	0.0334		0.010	mg/L		21-JAN-21	R5356465
Beryllium (Be)-Total	0.0000214	<DL	0.0010	mg/L		21-JAN-21	R5356465
Bismuth (Bi)-Total	<0.00001	<W	0.0010	mg/L		21-JAN-21	R5356465
Boron (B)-Total	0.0170	<DL	0.050	mg/L		21-JAN-21	R5356465
Cadmium (Cd)-Total	0.000021	<T	0.000017	mg/L		21-JAN-21	R5356465
Calcium (Ca)-Total	71.3		0.20	mg/L		21-JAN-21	R5356465
Cesium (Cs)-Total	0.0000295		0.000010	mg/L		21-JAN-21	R5356465
Chromium (Cr)-Total	0.00064	<DL	0.0010	mg/L		21-JAN-21	R5356465
Cobalt (Co)-Total	0.00166	<T	0.00050	mg/L		21-JAN-21	R5356465
Copper (Cu)-Total	0.00118	<T	0.0010	mg/L		21-JAN-21	R5356465
Iron (Fe)-Total	1.52		0.020	mg/L		21-JAN-21	R5356465
Lead (Pb)-Total	0.00021	<T	0.000050	mg/L		21-JAN-21	R5356465
Lithium (Li)-Total	0.0096	<DL	0.050	mg/L		21-JAN-21	R5356465
Magnesium (Mg)-Total	30.1		0.020	mg/L		21-JAN-21	R5356465
Manganese (Mn)-Total	2.04		0.0010	mg/L		21-JAN-21	R5356465
Mercury (Hg)-Total	<0.000005	<W	0.000030	mg/L		21-JAN-21	R5356081
Molybdenum (Mo)-Total	0.000475	<DL	0.0010	mg/L		21-JAN-21	R5356465
Nickel (Ni)-Total	0.00252	<T	0.0020	mg/L		21-JAN-21	R5356465
Phosphorus (P)-Total	0.105		0.050	mg/L		21-JAN-21	R5356465
Potassium (K)-Total	4.43		0.50	mg/L		21-JAN-21	R5356465
Rubidium (Rb)-Total	0.00222		0.00020	mg/L		21-JAN-21	R5356465

* Refer to Referenced Information for Qualifiers (if any) and Methodology.

ALS ENVIRONMENTAL ANALYTICAL REPORT

Sample Details/Parameters	Result	Qualifier*	D.L.	Units	Extracted	Analyzed	Batch
L2548452-3 SW03_SW_20210112 Sampled By: Client on 13-JAN-21 @ 13:50 Matrix: SW							
Total Metals							
Selenium (Se)-Total	0.000135	<T	0.000050	mg/L		21-JAN-21	R5356465
Silicon (Si)-Total	8.22		0.10	mg/L		21-JAN-21	R5356465
Silver (Ag)-Total	0.000002	<DL	0.00010	mg/L		21-JAN-21	R5356465
Sodium (Na)-Total	19.2		0.10	mg/L		21-JAN-21	R5356465
Strontium (Sr)-Total	0.192		0.0010	mg/L		21-JAN-21	R5356465
Sulfur (S)-Total	18.2		0.50	mg/L		21-JAN-21	R5356465
Tellurium (Te)-Total	<0.00002	<W	0.0010	mg/L		21-JAN-21	R5356465
Thallium (Tl)-Total	<0.000005	<W	0.00030	mg/L		21-JAN-21	R5356465
Thorium (Th)-Total	0.00007	<DL	0.00010	mg/L		21-JAN-21	R5356465
Tin (Sn)-Total	0.00005	<DL	0.0010	mg/L		21-JAN-21	R5356465
Titanium (Ti)-Total	0.00734		0.0020	mg/L		21-JAN-21	R5356465
Tungsten (W)-Total	<0.00001	<W	0.010	mg/L		21-JAN-21	R5356465
Uranium (U)-Total	0.000979	<DL	0.0050	mg/L		21-JAN-21	R5356465
Vanadium (V)-Total	0.00105	<T	0.0010	mg/L		21-JAN-21	R5356465
Zinc (Zn)-Total	0.0065	<T	0.0030	mg/L		21-JAN-21	R5356465
Zirconium (Zr)-Total	0.000500	<DL	0.0010	mg/L		21-JAN-21	R5356465
Dissolved Metals							
Dissolved Metals Filtration Location	FIELD					19-JAN-21	R5353940
Aluminum (Al)-Dissolved	0.161		0.0050	mg/L		19-JAN-21	R5354646
Antimony (Sb)-Dissolved	0.000255	<DL	0.00060	mg/L		19-JAN-21	R5354646
Arsenic (As)-Dissolved	0.00152	<T	0.0010	mg/L		19-JAN-21	R5354646
Barium (Ba)-Dissolved	0.0346		0.010	mg/L		19-JAN-21	R5354646
Beryllium (Be)-Dissolved	0.000014	<DL	0.0010	mg/L		19-JAN-21	R5354646
Bismuth (Bi)-Dissolved	<0.000002	<W	0.0010	mg/L		19-JAN-21	R5354646
Boron (B)-Dissolved	0.0175	<DL	0.050	mg/L		19-JAN-21	R5354646
Cadmium (Cd)-Dissolved	0.0000170	<T	0.000017	mg/L		19-JAN-21	R5354646
Calcium (Ca)-Dissolved	68.8		0.20	mg/L		19-JAN-21	R5354646
Cesium (Cs)-Dissolved	0.0000170		0.000010	mg/L		19-JAN-21	R5354646
Chromium (Cr)-Dissolved	0.00036	<DL	0.0010	mg/L		19-JAN-21	R5354646
Cobalt (Co)-Dissolved	0.00128	<T	0.00050	mg/L		19-JAN-21	R5354646
Copper (Cu)-Dissolved	0.00108	<T	0.0010	mg/L		19-JAN-21	R5354646
Iron (Fe)-Dissolved	1.18		0.020	mg/L		19-JAN-21	R5354646
Lead (Pb)-Dissolved	0.00015	<T	0.000050	mg/L		19-JAN-21	R5354646
Lithium (Li)-Dissolved	0.0092	<DL	0.050	mg/L		19-JAN-21	R5354646
Magnesium (Mg)-Dissolved	27.7		0.020	mg/L		19-JAN-21	R5354646
Manganese (Mn)-Dissolved	1.88		0.0010	mg/L		19-JAN-21	R5354646
Mercury (Hg)-Dissolved	<0.000005	<W	0.000030	mg/L		21-JAN-21	R5356086
Molybdenum (Mo)-Dissolved	0.000418	<DL	0.0010	mg/L		19-JAN-21	R5354646
Nickel (Ni)-Dissolved	0.00230	<T	0.0020	mg/L		19-JAN-21	R5354646
Phosphorus (P)-Dissolved	0.100		0.050	mg/L		19-JAN-21	R5354646
Potassium (K)-Dissolved	4.20		0.50	mg/L		19-JAN-21	R5354646

* Refer to Referenced Information for Qualifiers (if any) and Methodology.

ALS ENVIRONMENTAL ANALYTICAL REPORT

Sample Details/Parameters	Result	Qualifier*	D.L.	Units	Extracted	Analyzed	Batch
L2548452-3 SW03_SW_20210112 Sampled By: Client on 13-JAN-21 @ 13:50 Matrix: SW							
Dissolved Metals							
Rubidium (Rb)-Dissolved	0.00193		0.00020	mg/L		19-JAN-21	R5354646
Selenium (Se)-Dissolved	0.000225	<T	0.000050	mg/L		19-JAN-21	R5354646
Silicon (Si)-Dissolved	7.64		0.050	mg/L		19-JAN-21	R5354646
Silver (Ag)-Dissolved	<0.0000005	<W	0.00010	mg/L		19-JAN-21	R5354646
Sodium (Na)-Dissolved	18.7		0.10	mg/L		19-JAN-21	R5354646
Strontium (Sr)-Dissolved	0.173		0.0010	mg/L		19-JAN-21	R5354646
Sulfur (S)-Dissolved	17.0		0.50	mg/L		19-JAN-21	R5354646
Tellurium (Te)-Dissolved	0.00001	<DL	0.0010	mg/L		19-JAN-21	R5354646
Thallium (Tl)-Dissolved	<0.000002	<W	0.00030	mg/L		19-JAN-21	R5354646
Thorium (Th)-Dissolved	0.00005	<DL	0.00010	mg/L		19-JAN-21	R5354646
Tin (Sn)-Dissolved	<0.000005	<W	0.0010	mg/L		19-JAN-21	R5354646
Titanium (Ti)-Dissolved	0.00782		0.0020	mg/L		19-JAN-21	R5354646
Tungsten (W)-Dissolved	<0.000002	<W	0.010	mg/L		19-JAN-21	R5354646
Uranium (U)-Dissolved	0.000939	<DL	0.0050	mg/L		19-JAN-21	R5354646
Vanadium (V)-Dissolved	0.00084	<DL	0.0010	mg/L		19-JAN-21	R5354646
Zinc (Zn)-Dissolved	0.0042	<T	0.0030	mg/L		19-JAN-21	R5354646
Zirconium (Zr)-Dissolved	0.000546	<DL	0.0010	mg/L		19-JAN-21	R5354646
Aggregate Organics							
Biochemical Oxygen Demand	<2.0		2.0	mg/L		15-JAN-21	R5355527
COD	74		10	mg/L		21-JAN-21	R5356023
Oil and Grease, Total	1.2		1.0	mg/L	20-JAN-21	20-JAN-21	R5355771
L2548452-4 SW06_SW_20210112 Sampled By: Client on 13-JAN-21 @ 12:00 Matrix: SW							
Field Tests							
Dissolved Oxygen, Client Supplied	2.9		0	mg/L		20-JAN-21	R5355719
pH, Client Supplied	6.83		0.10	pH		21-JAN-21	R5356265
Temperature, Client	-0.1		-50	Deg. C		21-JAN-21	R5356265
Physical Tests							
Color, True	28.9		2.0	CU		15-JAN-21	R5348930
Conductivity (EC)	564		1.0	uS/cm		15-JAN-21	R5349476
Hardness (as CaCO3)	281		0.51	mg/L		22-JAN-21	
pH	7.67		0.10	pH		15-JAN-21	R5349476
Total Suspended Solids	3.0		3.0	mg/L		19-JAN-21	R5355105
Total Dissolved Solids	316		20	mg/L		19-JAN-21	R5355142
Turbidity	3.55		0.10	NTU		15-JAN-21	R5348956
Anions and Nutrients							
Acidity (as CaCO3)	11.2		2.0	mg/L		15-JAN-21	R5349476
Alkalinity, Total (as CaCO3)	263		2.0	mg/L		16-JAN-21	R5350766
Unionized ammonia	0.000291		0.000013	mg/L		25-JAN-21	
Ammonia, Total (as N)	0.434		0.020	mg/L		21-JAN-21	R5356040
Chloride (Cl)	13.7		0.10	mg/L	15-JAN-21	15-JAN-21	R5348719

* Refer to Referenced Information for Qualifiers (if any) and Methodology.

ALS ENVIRONMENTAL ANALYTICAL REPORT

Sample Details/Parameters	Result	Qualifier*	D.L.	Units	Extracted	Analyzed	Batch
L2548452-4 SW06_SW_20210112 Sampled By: Client on 13-JAN-21 @ 12:00 Matrix: SW							
Anions and Nutrients							
Fluoride (F)	0.086		0.020	mg/L	15-JAN-21	15-JAN-21	R5348719
Nitrate (as N)	0.070	<T	0.020	mg/L		15-JAN-21	R5348719
Nitrite (as N)	0.002	<DL	0.010	mg/L		15-JAN-21	R5348719
Total Kjeldahl Nitrogen	1.15		0.18	mg/L	21-JAN-21	22-JAN-21	R5356728
Orthophosphate-Dissolved (as P)	0.0146		0.0030	mg/L	15-JAN-21	19-JAN-21	R5354626
Sulfate (SO4)	34.6		0.30	mg/L		15-JAN-21	R5348719
Cyanides							
Cyanide, Weak Acid Diss	<0.0001	<W	0.0020	mg/L		20-JAN-21	R5355857
Cyanide, Total	0.0004	<DL	0.0020	mg/L		20-JAN-21	R5355857
Cyanide, Free	0.0003	<DL	0.0020	mg/L		20-JAN-21	R5355857
Organic / Inorganic Carbon							
Dissolved Organic Carbon	18.5	DLM	2.5	mg/L	15-JAN-21	21-JAN-21	R5356404
Total Organic Carbon	20.1	DLM	2.5	mg/L		21-JAN-21	R5356402
Total Metals							
Aluminum (Al)-Total	0.172		0.0050	mg/L		21-JAN-21	R5356465
Antimony (Sb)-Total	0.000135	<DL	0.00060	mg/L		21-JAN-21	R5356465
Arsenic (As)-Total	0.00098	<DL	0.0010	mg/L		21-JAN-21	R5356465
Barium (Ba)-Total	0.0615		0.010	mg/L		21-JAN-21	R5356465
Beryllium (Be)-Total	0.0000059	<DL	0.0010	mg/L		21-JAN-21	R5356465
Bismuth (Bi)-Total	<0.00001	<W	0.0010	mg/L		21-JAN-21	R5356465
Boron (B)-Total	0.0260	<DL	0.050	mg/L		21-JAN-21	R5356465
Cadmium (Cd)-Total	0.000013	<DL	0.000017	mg/L		21-JAN-21	R5356465
Calcium (Ca)-Total	89.2		0.20	mg/L		21-JAN-21	R5356465
Cesium (Cs)-Total	0.0000240		0.000010	mg/L		21-JAN-21	R5356465
Chromium (Cr)-Total	0.00052	<DL	0.0010	mg/L		21-JAN-21	R5356465
Cobalt (Co)-Total	0.00127	<T	0.00050	mg/L		21-JAN-21	R5356465
Copper (Cu)-Total	0.00188	<T	0.0010	mg/L		21-JAN-21	R5356465
Iron (Fe)-Total	0.685		0.020	mg/L		21-JAN-21	R5356465
Lead (Pb)-Total	0.00012	<T	0.000050	mg/L		21-JAN-21	R5356465
Lithium (Li)-Total	0.0240	<DL	0.050	mg/L		21-JAN-21	R5356465
Magnesium (Mg)-Total	37.0		0.020	mg/L		21-JAN-21	R5356465
Manganese (Mn)-Total	2.61		0.0010	mg/L		21-JAN-21	R5356465
Mercury (Hg)-Total	<0.000005	<W	0.000030	mg/L		21-JAN-21	R5356081
Molybdenum (Mo)-Total	0.00116	<T	0.0010	mg/L		21-JAN-21	R5356465
Nickel (Ni)-Total	0.00168	<DL	0.0020	mg/L		21-JAN-21	R5356465
Phosphorus (P)-Total	0.110		0.050	mg/L		21-JAN-21	R5356465
Potassium (K)-Total	3.08		0.50	mg/L		21-JAN-21	R5356465
Rubidium (Rb)-Total	0.00191		0.00020	mg/L		21-JAN-21	R5356465
Selenium (Se)-Total	0.000185	<T	0.000050	mg/L		21-JAN-21	R5356465
Silicon (Si)-Total	6.62		0.10	mg/L		21-JAN-21	R5356465
Silver (Ag)-Total	0.000003	<DL	0.00010	mg/L		21-JAN-21	R5356465
Sodium (Na)-Total	9.73		0.10	mg/L		21-JAN-21	R5356465

* Refer to Referenced Information for Qualifiers (if any) and Methodology.

ALS ENVIRONMENTAL ANALYTICAL REPORT

Sample Details/Parameters	Result	Qualifier*	D.L.	Units	Extracted	Analyzed	Batch
L2548452-4 SW06_SW_20210112 Sampled By: Client on 13-JAN-21 @ 12:00 Matrix: SW							
Total Metals							
Strontium (Sr)-Total	0.287		0.0010	mg/L		21-JAN-21	R5356465
Sulfur (S)-Total	27.2		0.50	mg/L		21-JAN-21	R5356465
Tellurium (Te)-Total	<0.00002	<W	0.0010	mg/L		21-JAN-21	R5356465
Thallium (Tl)-Total	<0.000005	<W	0.00030	mg/L		21-JAN-21	R5356465
Thorium (Th)-Total	0.00004	<DL	0.00010	mg/L		21-JAN-21	R5356465
Tin (Sn)-Total	0.00003	<DL	0.0010	mg/L		21-JAN-21	R5356465
Titanium (Ti)-Total	0.00559		0.0020	mg/L		21-JAN-21	R5356465
Tungsten (W)-Total	0.00002	<DL	0.010	mg/L		21-JAN-21	R5356465
Uranium (U)-Total	0.00426	<DL	0.0050	mg/L		21-JAN-21	R5356465
Vanadium (V)-Total	0.00100	<T	0.0010	mg/L		21-JAN-21	R5356465
Zinc (Zn)-Total	0.0420		0.0030	mg/L		21-JAN-21	R5356465
Zirconium (Zr)-Total	0.000392	<DL	0.0010	mg/L		21-JAN-21	R5356465
Dissolved Metals							
Dissolved Metals Filtration Location	FIELD					19-JAN-21	R5353940
Aluminum (Al)-Dissolved	0.0602		0.0050	mg/L		19-JAN-21	R5354646
Antimony (Sb)-Dissolved	0.000105	<DL	0.00060	mg/L		19-JAN-21	R5354646
Arsenic (As)-Dissolved	0.000701	<DL	0.0010	mg/L		19-JAN-21	R5354646
Barium (Ba)-Dissolved	0.0415		0.010	mg/L		19-JAN-21	R5354646
Beryllium (Be)-Dissolved	<0.000002	<W	0.0010	mg/L		19-JAN-21	R5354646
Bismuth (Bi)-Dissolved	<0.000002	<W	0.0010	mg/L		19-JAN-21	R5354646
Boron (B)-Dissolved	0.0165	<DL	0.050	mg/L		19-JAN-21	R5354646
Cadmium (Cd)-Dissolved	0.0000070	<DL	0.000017	mg/L		19-JAN-21	R5354646
Calcium (Ca)-Dissolved	68.7		0.20	mg/L		19-JAN-21	R5354646
Cesium (Cs)-Dissolved	0.0000070	<DL	0.000010	mg/L		19-JAN-21	R5354646
Chromium (Cr)-Dissolved	0.00021	<DL	0.0010	mg/L		19-JAN-21	R5354646
Cobalt (Co)-Dissolved	0.000324	<DL	0.00050	mg/L		19-JAN-21	R5354646
Copper (Cu)-Dissolved	0.00182	<T	0.0010	mg/L		19-JAN-21	R5354646
Iron (Fe)-Dissolved	0.170		0.020	mg/L		19-JAN-21	R5354646
Lead (Pb)-Dissolved	0.00002	<DL	0.000050	mg/L		19-JAN-21	R5354646
Lithium (Li)-Dissolved	0.0126	<DL	0.050	mg/L		19-JAN-21	R5354646
Magnesium (Mg)-Dissolved	26.6		0.020	mg/L		19-JAN-21	R5354646
Manganese (Mn)-Dissolved	0.737		0.0010	mg/L		19-JAN-21	R5354646
Mercury (Hg)-Dissolved	<0.000005	<W	0.000030	mg/L		21-JAN-21	R5356086
Molybdenum (Mo)-Dissolved	0.00120	<T	0.0010	mg/L		19-JAN-21	R5354646
Nickel (Ni)-Dissolved	0.00142	<DL	0.0020	mg/L		19-JAN-21	R5354646
Phosphorus (P)-Dissolved	0.025	<DL	0.050	mg/L		19-JAN-21	R5354646
Potassium (K)-Dissolved	2.60		0.50	mg/L		19-JAN-21	R5354646
Rubidium (Rb)-Dissolved	0.00159		0.00020	mg/L		19-JAN-21	R5354646
Selenium (Se)-Dissolved	0.000380	<T	0.000050	mg/L		19-JAN-21	R5354646
Silicon (Si)-Dissolved	4.99		0.050	mg/L		19-JAN-21	R5354646
Silver (Ag)-Dissolved	<0.0000005	<W	0.00010	mg/L		19-JAN-21	R5354646

* Refer to Referenced Information for Qualifiers (if any) and Methodology.

ALS ENVIRONMENTAL ANALYTICAL REPORT

Sample Details/Parameters	Result	Qualifier*	D.L.	Units	Extracted	Analyzed	Batch
L2548452-4 SW06_SW_20210112 Sampled By: Client on 13-JAN-21 @ 12:00 Matrix: SW							
Dissolved Metals							
Sodium (Na)-Dissolved	7.23		0.10	mg/L		19-JAN-21	R5354646
Strontium (Sr)-Dissolved	0.194		0.0010	mg/L		19-JAN-21	R5354646
Sulfur (S)-Dissolved	11.4		0.50	mg/L		19-JAN-21	R5354646
Tellurium (Te)-Dissolved	<0.00001	<W	0.0010	mg/L		19-JAN-21	R5354646
Thallium (Tl)-Dissolved	<0.000002	<W	0.00030	mg/L		19-JAN-21	R5354646
Thorium (Th)-Dissolved	0.00002	<DL	0.00010	mg/L		19-JAN-21	R5354646
Tin (Sn)-Dissolved	0.000020	<DL	0.0010	mg/L		19-JAN-21	R5354646
Titanium (Ti)-Dissolved	0.00232		0.0020	mg/L		19-JAN-21	R5354646
Tungsten (W)-Dissolved	<0.000002	<W	0.010	mg/L		19-JAN-21	R5354646
Uranium (U)-Dissolved	0.00468	<DL	0.0050	mg/L		19-JAN-21	R5354646
Vanadium (V)-Dissolved	0.00054	<DL	0.0010	mg/L		19-JAN-21	R5354646
Zinc (Zn)-Dissolved	0.0450		0.0030	mg/L		19-JAN-21	R5354646
Zirconium (Zr)-Dissolved	0.000370	<DL	0.0010	mg/L		19-JAN-21	R5354646
Aggregate Organics							
Biochemical Oxygen Demand	<2.0		2.0	mg/L		15-JAN-21	R5355527
COD	46		10	mg/L		21-JAN-21	R5356023
Oil and Grease, Total	0.6	<DL	1.0	mg/L	20-JAN-21	20-JAN-21	R5355771
Report Remarks : Se qualified DTSE: Dissolved Se concentration exceeds total. Positive bias on D-Se suspected due to signal enhancement from volatile selenium species. Contact ALS if an alternative test to address this interference is needed.							
L2548452-5 SW10_SW_20210112 Sampled By: Client on 13-JAN-21 @ 12:20 Matrix: SW							
Field Tests							
Dissolved Oxygen, Client Supplied	5.82		0	mg/L		20-JAN-21	R5355719
pH, Client Supplied	7.21		0.10	pH		21-JAN-21	R5356265
Temperature, Client	0.0		-50	Deg. C		21-JAN-21	R5356265
Physical Tests							
Color, True	93.3		2.0	CU		15-JAN-21	R5348930
Conductivity (EC)	430		1.0	uS/cm		15-JAN-21	R5349476
Hardness (as CaCO3)	211		0.51	mg/L		22-JAN-21	
pH	7.54		0.10	pH		15-JAN-21	R5349476
Total Suspended Solids	4.0		3.0	mg/L		19-JAN-21	R5355105
Total Dissolved Solids	272		20	mg/L		19-JAN-21	R5355142
Turbidity	7.17		0.10	NTU		15-JAN-21	R5348956
Anions and Nutrients							
Acidity (as CaCO3)	11.8		2.0	mg/L		15-JAN-21	R5349476
Alkalinity, Total (as CaCO3)	211		2.0	mg/L		16-JAN-21	R5350766
Unionized ammonia	0.000205		0.000032	mg/L		25-JAN-21	
Ammonia, Total (as N)	0.126	<T	0.020	mg/L		21-JAN-21	R5356040
Chloride (Cl)	14.5		0.10	mg/L	15-JAN-21	15-JAN-21	R5348719
Fluoride (F)	0.061		0.020	mg/L	15-JAN-21	15-JAN-21	R5348719
Nitrate (as N)	0.078	<T	0.020	mg/L		15-JAN-21	R5348719
Nitrite (as N)	0.001	<DL	0.010	mg/L		15-JAN-21	R5348719

* Refer to Referenced Information for Qualifiers (if any) and Methodology.

ALS ENVIRONMENTAL ANALYTICAL REPORT

Sample Details/Parameters	Result	Qualifier*	D.L.	Units	Extracted	Analyzed	Batch
L2548452-5 SW10_SW_20210112 Sampled By: Client on 13-JAN-21 @ 12:20 Matrix: SW							
Anions and Nutrients							
Total Kjeldahl Nitrogen	1.20		0.18	mg/L	21-JAN-21	22-JAN-21	R5356728
Orthophosphate-Dissolved (as P)	0.0276		0.0030	mg/L	15-JAN-21	19-JAN-21	R5354626
Sulfate (SO4)	7.20		0.30	mg/L		15-JAN-21	R5348719
Cyanides							
Cyanide, Weak Acid Diss	0.0005	<DL	0.0020	mg/L		20-JAN-21	R5355857
Cyanide, Total	0.0008	<DL	0.0020	mg/L		20-JAN-21	R5355857
Cyanide, Free	0.0005	<DL	0.0020	mg/L		20-JAN-21	R5355857
Organic / Inorganic Carbon							
Dissolved Organic Carbon	34.2	DLM	2.5	mg/L	15-JAN-21	21-JAN-21	R5356404
Total Organic Carbon	33.2	DLM	2.5	mg/L		21-JAN-21	R5356402
Total Metals							
Aluminum (Al)-Total	0.104		0.0050	mg/L		21-JAN-21	R5356465
Antimony (Sb)-Total	0.000100	<DL	0.00060	mg/L		21-JAN-21	R5356465
Arsenic (As)-Total	0.00125	<T	0.0010	mg/L		21-JAN-21	R5356465
Barium (Ba)-Total	0.0195		0.010	mg/L		21-JAN-21	R5356465
Beryllium (Be)-Total	0.0000175	<DL	0.0010	mg/L		21-JAN-21	R5356465
Bismuth (Bi)-Total	<0.00001	<W	0.0010	mg/L		21-JAN-21	R5356465
Boron (B)-Total	0.0210	<DL	0.050	mg/L		21-JAN-21	R5356465
Cadmium (Cd)-Total	0.000014	<DL	0.000017	mg/L		21-JAN-21	R5356465
Calcium (Ca)-Total	53.2		0.20	mg/L		21-JAN-21	R5356465
Cesium (Cs)-Total	0.0000115		0.000010	mg/L		21-JAN-21	R5356465
Chromium (Cr)-Total	0.00052	<DL	0.0010	mg/L		21-JAN-21	R5356465
Cobalt (Co)-Total	0.00107	<T	0.00050	mg/L		21-JAN-21	R5356465
Copper (Cu)-Total	0.00056	<DL	0.0010	mg/L		21-JAN-21	R5356465
Iron (Fe)-Total	1.46		0.020	mg/L		21-JAN-21	R5356465
Lead (Pb)-Total	0.00012	<T	0.000050	mg/L		21-JAN-21	R5356465
Lithium (Li)-Total	0.0092	<DL	0.050	mg/L		21-JAN-21	R5356465
Magnesium (Mg)-Total	23.1		0.020	mg/L		21-JAN-21	R5356465
Manganese (Mn)-Total	0.724		0.0010	mg/L		21-JAN-21	R5356465
Mercury (Hg)-Total	<0.000005	<W	0.000030	mg/L		21-JAN-21	R5356081
Molybdenum (Mo)-Total	0.000330	<DL	0.0010	mg/L		21-JAN-21	R5356465
Nickel (Ni)-Total	0.00174	<DL	0.0020	mg/L		21-JAN-21	R5356465
Phosphorus (P)-Total	0.065		0.050	mg/L		21-JAN-21	R5356465
Potassium (K)-Total	2.34		0.50	mg/L		21-JAN-21	R5356465
Rubidium (Rb)-Total	0.00196		0.00020	mg/L		21-JAN-21	R5356465
Selenium (Se)-Total	0.000130	<T	0.000050	mg/L		21-JAN-21	R5356465
Silicon (Si)-Total	8.41		0.10	mg/L		21-JAN-21	R5356465
Silver (Ag)-Total	0.000003	<DL	0.00010	mg/L		21-JAN-21	R5356465
Sodium (Na)-Total	9.78		0.10	mg/L		21-JAN-21	R5356465
Strontium (Sr)-Total	0.167		0.0010	mg/L		21-JAN-21	R5356465
Sulfur (S)-Total	3.0		0.50	mg/L		21-JAN-21	R5356465
Tellurium (Te)-Total	<0.00002	<W	0.0010	mg/L		21-JAN-21	R5356465

* Refer to Referenced Information for Qualifiers (if any) and Methodology.

ALS ENVIRONMENTAL ANALYTICAL REPORT

Sample Details/Parameters	Result	Qualifier*	D.L.	Units	Extracted	Analyzed	Batch
L2548452-5 SW10_SW_20210112 Sampled By: Client on 13-JAN-21 @ 12:20 Matrix: SW							
Total Metals							
Thallium (Tl)-Total	<0.000005	<W	0.00030	mg/L		21-JAN-21	R5356465
Thorium (Th)-Total	0.00005	<DL	0.00010	mg/L		21-JAN-21	R5356465
Tin (Sn)-Total	0.00003	<DL	0.0010	mg/L		21-JAN-21	R5356465
Titanium (Ti)-Total	0.00330		0.0020	mg/L		21-JAN-21	R5356465
Tungsten (W)-Total	<0.00001	<W	0.010	mg/L		21-JAN-21	R5356465
Uranium (U)-Total	0.000927	<DL	0.0050	mg/L		21-JAN-21	R5356465
Vanadium (V)-Total	0.00070	<DL	0.0010	mg/L		21-JAN-21	R5356465
Zinc (Zn)-Total	0.0020	<DL	0.0030	mg/L		21-JAN-21	R5356465
Zirconium (Zr)-Total	0.000374	<DL	0.0010	mg/L		21-JAN-21	R5356465
Dissolved Metals							
Dissolved Metals Filtration Location	FIELD					19-JAN-21	R5353940
Aluminum (Al)-Dissolved	0.0830		0.0050	mg/L		19-JAN-21	R5354646
Antimony (Sb)-Dissolved	0.000065	<DL	0.00060	mg/L		19-JAN-21	R5354646
Arsenic (As)-Dissolved	0.00119	<T	0.0010	mg/L		19-JAN-21	R5354646
Barium (Ba)-Dissolved	0.0197		0.010	mg/L		19-JAN-21	R5354646
Beryllium (Be)-Dissolved	0.000006	<DL	0.0010	mg/L		19-JAN-21	R5354646
Bismuth (Bi)-Dissolved	<0.000002	<W	0.0010	mg/L		19-JAN-21	R5354646
Boron (B)-Dissolved	0.0215	<DL	0.050	mg/L		19-JAN-21	R5354646
Cadmium (Cd)-Dissolved	0.0000070	<DL	0.000017	mg/L		19-JAN-21	R5354646
Calcium (Ca)-Dissolved	49.1		0.20	mg/L		19-JAN-21	R5354646
Cesium (Cs)-Dissolved	0.0000060	<DL	0.000010	mg/L		19-JAN-21	R5354646
Chromium (Cr)-Dissolved	0.00036	<DL	0.0010	mg/L		19-JAN-21	R5354646
Cobalt (Co)-Dissolved	0.000530	<T	0.00050	mg/L		19-JAN-21	R5354646
Copper (Cu)-Dissolved	0.00068	<DL	0.0010	mg/L		19-JAN-21	R5354646
Iron (Fe)-Dissolved	1.13		0.020	mg/L		19-JAN-21	R5354646
Lead (Pb)-Dissolved	0.00009	<T	0.000050	mg/L		19-JAN-21	R5354646
Lithium (Li)-Dissolved	0.0088	<DL	0.050	mg/L		19-JAN-21	R5354646
Magnesium (Mg)-Dissolved	21.3		0.020	mg/L		19-JAN-21	R5354646
Manganese (Mn)-Dissolved	0.439		0.0010	mg/L		19-JAN-21	R5354646
Mercury (Hg)-Dissolved	<0.000005	<W	0.000030	mg/L		21-JAN-21	R5356086
Molybdenum (Mo)-Dissolved	0.000324	<DL	0.0010	mg/L		19-JAN-21	R5354646
Nickel (Ni)-Dissolved	0.00172	<DL	0.0020	mg/L		19-JAN-21	R5354646
Phosphorus (P)-Dissolved	0.060		0.050	mg/L		19-JAN-21	R5354646
Potassium (K)-Dissolved	2.20		0.50	mg/L		19-JAN-21	R5354646
Rubidium (Rb)-Dissolved	0.00177		0.00020	mg/L		19-JAN-21	R5354646
Selenium (Se)-Dissolved	0.000135	<T	0.000050	mg/L		19-JAN-21	R5354646
Silicon (Si)-Dissolved	7.87		0.050	mg/L		19-JAN-21	R5354646
Silver (Ag)-Dissolved	<0.0000005	<W	0.00010	mg/L		19-JAN-21	R5354646
Sodium (Na)-Dissolved	9.53		0.10	mg/L		19-JAN-21	R5354646
Strontium (Sr)-Dissolved	0.151		0.0010	mg/L		19-JAN-21	R5354646
Sulfur (S)-Dissolved	3.0		0.50	mg/L		19-JAN-21	R5354646

* Refer to Referenced Information for Qualifiers (if any) and Methodology.

ALS ENVIRONMENTAL ANALYTICAL REPORT

Sample Details/Parameters	Result	Qualifier*	D.L.	Units	Extracted	Analyzed	Batch
L2548452-5 SW10_SW_20210112 Sampled By: Client on 13-JAN-21 @ 12:20 Matrix: SW							
Dissolved Metals							
Tellurium (Te)-Dissolved	<0.00001	<W	0.0010	mg/L		19-JAN-21	R5354646
Thallium (Tl)-Dissolved	<0.000002	<W	0.00030	mg/L		19-JAN-21	R5354646
Thorium (Th)-Dissolved	0.00005	<DL	0.00010	mg/L		19-JAN-21	R5354646
Tin (Sn)-Dissolved	0.000050	<DL	0.0010	mg/L		19-JAN-21	R5354646
Titanium (Ti)-Dissolved	0.00416		0.0020	mg/L		19-JAN-21	R5354646
Tungsten (W)-Dissolved	<0.000002	<W	0.010	mg/L		19-JAN-21	R5354646
Uranium (U)-Dissolved	0.000910	<DL	0.0050	mg/L		19-JAN-21	R5354646
Vanadium (V)-Dissolved	0.00060	<DL	0.0010	mg/L		19-JAN-21	R5354646
Zinc (Zn)-Dissolved	0.0028	<DL	0.0030	mg/L		19-JAN-21	R5354646
Zirconium (Zr)-Dissolved	0.000556	<DL	0.0010	mg/L		19-JAN-21	R5354646
Aggregate Organics							
Biochemical Oxygen Demand	2.0		2.0	mg/L		15-JAN-21	R5355527
COD	77		10	mg/L		21-JAN-21	R5356023
Oil and Grease, Total	1.0		1.0	mg/L	20-JAN-21	20-JAN-21	R5355771
L2548452-6 SW15_SW_20210112 Sampled By: Client on 12-JAN-21 @ 11:15 Matrix: SW							
Field Tests							
Dissolved Oxygen, Client Supplied	0		0	mg/L		20-JAN-21	R5355719
pH, Client Supplied	6.87		0.10	pH		21-JAN-21	R5356265
Temperature, Client	-0.6		-50	Deg. C		21-JAN-21	R5356265
Physical Tests							
Color, True	53.1		2.0	CU		15-JAN-21	R5348930
Conductivity (EC)	126		1.0	uS/cm		15-JAN-21	R5349476
Hardness (as CaCO3)	53.9		0.51	mg/L		22-JAN-21	
pH	7.53		0.10	pH		15-JAN-21	R5349476
Total Suspended Solids	<0.5	<W	3.0	mg/L		19-JAN-21	R5354818
Total Dissolved Solids	94		13	mg/L		19-JAN-21	R5354982
Turbidity	2.50		0.10	NTU		15-JAN-21	R5348956
Anions and Nutrients							
Acidity (as CaCO3)	1.8	<DL	2.0	mg/L		15-JAN-21	R5349476
Alkalinity, Total (as CaCO3)	53.6		2.0	mg/L		16-JAN-21	R5350766
Unionized ammonia	0.000022		0.000014	mg/L		25-JAN-21	
Ammonia, Total (as N)	0.032	<T	0.020	mg/L		21-JAN-21	R5356040
Chloride (Cl)	3.42		0.10	mg/L	18-JAN-21	18-JAN-21	R5352920
Fluoride (F)	0.042		0.020	mg/L	18-JAN-21	18-JAN-21	R5352920
Nitrate (as N)	0.062	<T	0.020	mg/L		18-JAN-21	R5352920
Nitrite (as N)	0.003	<DL	0.010	mg/L		18-JAN-21	R5352920
Total Kjeldahl Nitrogen	0.60		0.18	mg/L	21-JAN-21	22-JAN-21	R5356728
Orthophosphate-Dissolved (as P)	0.0032		0.0030	mg/L	15-JAN-21	19-JAN-21	R5354626
Sulfate (SO4)	6.20		0.30	mg/L		18-JAN-21	R5352920
Cyanides							

* Refer to Referenced Information for Qualifiers (if any) and Methodology.

ALS ENVIRONMENTAL ANALYTICAL REPORT

Sample Details/Parameters	Result	Qualifier*	D.L.	Units	Extracted	Analyzed	Batch
L2548452-6 SW15_SW_20210112 Sampled By: Client on 12-JAN-21 @ 11:15 Matrix: SW							
Cyanides							
Cyanide, Weak Acid Diss	0.0004	<DL	0.0020	mg/L		20-JAN-21	R5355857
Cyanide, Total	0.0004	<DL	0.0020	mg/L		20-JAN-21	R5355857
Cyanide, Free	0.0003	<DL	0.0020	mg/L		20-JAN-21	R5355857
Organic / Inorganic Carbon							
Dissolved Organic Carbon	21.8	DLM	2.5	mg/L	15-JAN-21	21-JAN-21	R5356404
Total Organic Carbon	16.1	DLM	2.5	mg/L		21-JAN-21	R5356402
Total Metals							
Aluminum (Al)-Total	0.0918		0.0050	mg/L		21-JAN-21	R5356465
Antimony (Sb)-Total	0.000075	<DL	0.00060	mg/L		21-JAN-21	R5356465
Arsenic (As)-Total	0.00056	<DL	0.0010	mg/L		21-JAN-21	R5356465
Barium (Ba)-Total	0.0129		0.010	mg/L		21-JAN-21	R5356465
Beryllium (Be)-Total	0.0000039	<DL	0.0010	mg/L		21-JAN-21	R5356465
Bismuth (Bi)-Total	<0.00001	<W	0.0010	mg/L		21-JAN-21	R5356465
Boron (B)-Total	0.0070	<DL	0.050	mg/L		21-JAN-21	R5356465
Cadmium (Cd)-Total	0.000011	<DL	0.000017	mg/L		21-JAN-21	R5356465
Calcium (Ca)-Total	14.1		0.20	mg/L		21-JAN-21	R5356465
Cesium (Cs)-Total	0.0000115		0.000010	mg/L		21-JAN-21	R5356465
Chromium (Cr)-Total	0.00046	<DL	0.0010	mg/L		21-JAN-21	R5356465
Cobalt (Co)-Total	0.000085	<DL	0.00050	mg/L		21-JAN-21	R5356465
Copper (Cu)-Total	0.00126	<T	0.0010	mg/L		21-JAN-21	R5356465
Iron (Fe)-Total	0.254		0.020	mg/L		21-JAN-21	R5356465
Lead (Pb)-Total	0.00009	<T	0.000050	mg/L		21-JAN-21	R5356465
Lithium (Li)-Total	0.0018	<DL	0.050	mg/L		21-JAN-21	R5356465
Magnesium (Mg)-Total	5.19		0.020	mg/L		21-JAN-21	R5356465
Manganese (Mn)-Total	0.0172		0.0010	mg/L		21-JAN-21	R5356465
Mercury (Hg)-Total	<0.000005	<W	0.000030	mg/L		21-JAN-21	R5356081
Molybdenum (Mo)-Total	0.000250	<DL	0.0010	mg/L		21-JAN-21	R5356465
Nickel (Ni)-Total	0.00076	<DL	0.0020	mg/L		21-JAN-21	R5356465
Phosphorus (P)-Total	0.010	<DL	0.050	mg/L		21-JAN-21	R5356465
Potassium (K)-Total	1.20		0.50	mg/L		21-JAN-21	R5356465
Rubidium (Rb)-Total	0.00187		0.00020	mg/L		21-JAN-21	R5356465
Selenium (Se)-Total	0.000095	<T	0.000050	mg/L		21-JAN-21	R5356465
Silicon (Si)-Total	2.96		0.10	mg/L		21-JAN-21	R5356465
Silver (Ag)-Total	0.000001	<DL	0.00010	mg/L		21-JAN-21	R5356465
Sodium (Na)-Total	5.23		0.10	mg/L		21-JAN-21	R5356465
Strontium (Sr)-Total	0.0379		0.0010	mg/L		21-JAN-21	R5356465
Sulfur (S)-Total	2.0		0.50	mg/L		21-JAN-21	R5356465
Tellurium (Te)-Total	<0.00002	<W	0.0010	mg/L		21-JAN-21	R5356465
Thallium (Tl)-Total	<0.000005	<W	0.00030	mg/L		21-JAN-21	R5356465
Thorium (Th)-Total	0.00003	<DL	0.00010	mg/L		21-JAN-21	R5356465
Tin (Sn)-Total	0.00005	<DL	0.0010	mg/L		21-JAN-21	R5356465

* Refer to Referenced Information for Qualifiers (if any) and Methodology.

ALS ENVIRONMENTAL ANALYTICAL REPORT

Sample Details/Parameters	Result	Qualifier*	D.L.	Units	Extracted	Analyzed	Batch
L2548452-6 SW15_SW_20210112 Sampled By: Client on 12-JAN-21 @ 11:15 Matrix: SW							
Total Metals							
Titanium (Ti)-Total	0.00263		0.0020	mg/L		21-JAN-21	R5356465
Tungsten (W)-Total	<0.00001	<W	0.010	mg/L		21-JAN-21	R5356465
Uranium (U)-Total	0.000128	<DL	0.0050	mg/L		21-JAN-21	R5356465
Vanadium (V)-Total	0.00050	<DL	0.0010	mg/L		21-JAN-21	R5356465
Zinc (Zn)-Total	0.0135		0.0030	mg/L		21-JAN-21	R5356465
Zirconium (Zr)-Total	0.000178	<DL	0.0010	mg/L		21-JAN-21	R5356465
Dissolved Metals							
Dissolved Metals Filtration Location	FIELD					19-JAN-21	R5353940
Aluminum (Al)-Dissolved	0.0890		0.0050	mg/L		19-JAN-21	R5354646
Antimony (Sb)-Dissolved	0.000060	<DL	0.00060	mg/L		19-JAN-21	R5354646
Arsenic (As)-Dissolved	0.000519	<DL	0.0010	mg/L		19-JAN-21	R5354646
Barium (Ba)-Dissolved	0.0135		0.010	mg/L		19-JAN-21	R5354646
Beryllium (Be)-Dissolved	<0.000002	<W	0.0010	mg/L		19-JAN-21	R5354646
Bismuth (Bi)-Dissolved	<0.000002	<W	0.0010	mg/L		19-JAN-21	R5354646
Boron (B)-Dissolved	0.0075	<DL	0.050	mg/L		19-JAN-21	R5354646
Cadmium (Cd)-Dissolved	0.0000030	<DL	0.000017	mg/L		19-JAN-21	R5354646
Calcium (Ca)-Dissolved	13.8		0.20	mg/L		19-JAN-21	R5354646
Cesium (Cs)-Dissolved	0.0000060	<DL	0.000010	mg/L		19-JAN-21	R5354646
Chromium (Cr)-Dissolved	0.00029	<DL	0.0010	mg/L		19-JAN-21	R5354646
Cobalt (Co)-Dissolved	0.000056	<DL	0.00050	mg/L		19-JAN-21	R5354646
Copper (Cu)-Dissolved	0.00108	<T	0.0010	mg/L		19-JAN-21	R5354646
Iron (Fe)-Dissolved	0.201		0.020	mg/L		19-JAN-21	R5354646
Lead (Pb)-Dissolved	0.00007	<T	0.000050	mg/L		19-JAN-21	R5354646
Lithium (Li)-Dissolved	0.0014	<DL	0.050	mg/L		19-JAN-21	R5354646
Magnesium (Mg)-Dissolved	4.71		0.020	mg/L		19-JAN-21	R5354646
Manganese (Mn)-Dissolved	0.0155		0.0010	mg/L		19-JAN-21	R5354646
Mercury (Hg)-Dissolved	<0.000005	<W	0.000030	mg/L		21-JAN-21	R5356086
Molybdenum (Mo)-Dissolved	0.000244	<DL	0.0010	mg/L		19-JAN-21	R5354646
Nickel (Ni)-Dissolved	0.00072	<DL	0.0020	mg/L		19-JAN-21	R5354646
Phosphorus (P)-Dissolved	0.010	<DL	0.050	mg/L		19-JAN-21	R5354646
Potassium (K)-Dissolved	1.13		0.50	mg/L		19-JAN-21	R5354646
Rubidium (Rb)-Dissolved	0.00188		0.00020	mg/L		19-JAN-21	R5354646
Selenium (Se)-Dissolved	0.000110	<T	0.000050	mg/L		19-JAN-21	R5354646
Silicon (Si)-Dissolved	2.78		0.050	mg/L		19-JAN-21	R5354646
Silver (Ag)-Dissolved	<0.0000005	<W	0.00010	mg/L		19-JAN-21	R5354646
Sodium (Na)-Dissolved	4.87		0.10	mg/L		19-JAN-21	R5354646
Strontium (Sr)-Dissolved	0.0355		0.0010	mg/L		19-JAN-21	R5354646
Sulfur (S)-Dissolved	2.2		0.50	mg/L		19-JAN-21	R5354646
Tellurium (Te)-Dissolved	<0.00001	<W	0.0010	mg/L		19-JAN-21	R5354646
Thallium (Tl)-Dissolved	<0.000002	<W	0.00030	mg/L		19-JAN-21	R5354646
Thorium (Th)-Dissolved	0.00005	<DL	0.00010	mg/L		19-JAN-21	R5354646

* Refer to Referenced Information for Qualifiers (if any) and Methodology.

ALS ENVIRONMENTAL ANALYTICAL REPORT

Sample Details/Parameters	Result	Qualifier*	D.L.	Units	Extracted	Analyzed	Batch
L2548452-6 SW15_SW_20210112 Sampled By: Client on 12-JAN-21 @ 11:15 Matrix: SW							
Dissolved Metals							
Tin (Sn)-Dissolved	0.000035	<DL	0.0010	mg/L		19-JAN-21	R5354646
Titanium (Ti)-Dissolved	0.00334		0.0020	mg/L		19-JAN-21	R5354646
Tungsten (W)-Dissolved	<0.000002	<W	0.010	mg/L		19-JAN-21	R5354646
Uranium (U)-Dissolved	0.000122	<DL	0.0050	mg/L		19-JAN-21	R5354646
Vanadium (V)-Dissolved	0.00046	<DL	0.0010	mg/L		19-JAN-21	R5354646
Zinc (Zn)-Dissolved	0.0074	<T	0.0030	mg/L		19-JAN-21	R5354646
Zirconium (Zr)-Dissolved	0.000266	<DL	0.0010	mg/L		19-JAN-21	R5354646
Aggregate Organics							
Biochemical Oxygen Demand	<2.0		2.0	mg/L		15-JAN-21	R5355527
COD	36		10	mg/L		21-JAN-21	R5356023
Oil and Grease, Total	1.4		1.0	mg/L	20-JAN-21	20-JAN-21	R5355771
Report Remarks : HTD: Hold time exceeded for re-analysis or dilution, but initial testing was conducted within hold time.							
L2548452-7 SW16_SW_20210112 Sampled By: Client on 12-JAN-21 @ 09:30 Matrix: SW							
Field Tests							
Dissolved Oxygen, Client Supplied	11.65		0	mg/L		20-JAN-21	R5355719
pH, Client Supplied	6.45		0.10	pH		21-JAN-21	R5356265
Temperature, Client	0.7		-50	Deg. C		21-JAN-21	R5356265
Physical Tests							
Color, True	32.7		2.0	CU		15-JAN-21	R5348930
Conductivity (EC)	70.8		1.0	uS/cm		15-JAN-21	R5349476
Hardness (as CaCO3)	28.9		0.51	mg/L		22-JAN-21	
pH	7.48		0.10	pH		15-JAN-21	R5349476
Total Suspended Solids	2.0	<DL	3.0	mg/L		19-JAN-21	R5354818
Total Dissolved Solids	56		13	mg/L		19-JAN-21	R5354982
Turbidity	1.94		0.10	NTU		15-JAN-21	R5348956
Anions and Nutrients							
Acidity (as CaCO3)	0.6	<DL	2.0	mg/L		15-JAN-21	R5349476
Alkalinity, Total (as CaCO3)	28.0		2.0	mg/L		16-JAN-21	R5350766
Unionized ammonia	<0.0000060		0.0000060	mg/L		25-JAN-21	
Ammonia, Total (as N)	0.018	<DL	0.020	mg/L		21-JAN-21	R5356040
Chloride (Cl)	1.76		0.10	mg/L	18-JAN-21	18-JAN-21	R5352920
Fluoride (F)	0.023		0.020	mg/L	18-JAN-21	18-JAN-21	R5352920
Nitrate (as N)	0.050	<T	0.020	mg/L		18-JAN-21	R5352920
Nitrite (as N)	0.003	<DL	0.010	mg/L		18-JAN-21	R5352920
Total Kjeldahl Nitrogen	0.35		0.18	mg/L	21-JAN-21	22-JAN-21	R5356728
Orthophosphate-Dissolved (as P)	0.0034		0.0030	mg/L	15-JAN-21	19-JAN-21	R5354626
Sulfate (SO4)	2.65	<T	0.30	mg/L		18-JAN-21	R5352920
Cyanides							
Cyanide, Weak Acid Diss	0.0005	<DL	0.0020	mg/L		20-JAN-21	R5355857
Cyanide, Total	0.0006	<DL	0.0020	mg/L		20-JAN-21	R5355857

* Refer to Referenced Information for Qualifiers (if any) and Methodology.

ALS ENVIRONMENTAL ANALYTICAL REPORT

Sample Details/Parameters	Result	Qualifier*	D.L.	Units	Extracted	Analyzed	Batch
L2548452-7 SW16_SW_20210112 Sampled By: Client on 12-JAN-21 @ 09:30 Matrix: SW							
Cyanides							
Cyanide, Free	0.0002	<DL	0.0020	mg/L		20-JAN-21	R5355857
Organic / Inorganic Carbon							
Dissolved Organic Carbon	13.3	DLM	2.5	mg/L	15-JAN-21	21-JAN-21	R5356404
Total Organic Carbon	11.5	DLM	2.5	mg/L		21-JAN-21	R5356402
Total Metals							
Aluminum (Al)-Total	0.0664		0.0050	mg/L		21-JAN-21	R5356465
Antimony (Sb)-Total	0.000050	<DL	0.00060	mg/L		21-JAN-21	R5356465
Arsenic (As)-Total	0.00040	<DL	0.0010	mg/L		21-JAN-21	R5356465
Barium (Ba)-Total	0.00839	<DL	0.010	mg/L		21-JAN-21	R5356465
Beryllium (Be)-Total	0.0000020	<DL	0.0010	mg/L		21-JAN-21	R5356465
Bismuth (Bi)-Total	<0.00001	<W	0.0010	mg/L		21-JAN-21	R5356465
Boron (B)-Total	0.0045	<DL	0.050	mg/L		21-JAN-21	R5356465
Cadmium (Cd)-Total	0.000002	<DL	0.000017	mg/L		21-JAN-21	R5356465
Calcium (Ca)-Total	7.73		0.20	mg/L		21-JAN-21	R5356465
Cesium (Cs)-Total	0.0000075	<DL	0.000010	mg/L		21-JAN-21	R5356465
Chromium (Cr)-Total	0.00046	<DL	0.0010	mg/L		21-JAN-21	R5356465
Cobalt (Co)-Total	0.000050	<DL	0.00050	mg/L		21-JAN-21	R5356465
Copper (Cu)-Total	0.00102	<T	0.0010	mg/L		21-JAN-21	R5356465
Iron (Fe)-Total	0.136		0.020	mg/L		21-JAN-21	R5356465
Lead (Pb)-Total	0.00005	<T	0.000050	mg/L		21-JAN-21	R5356465
Lithium (Li)-Total	0.0010	<DL	0.050	mg/L		21-JAN-21	R5356465
Magnesium (Mg)-Total	2.65		0.020	mg/L		21-JAN-21	R5356465
Manganese (Mn)-Total	0.0074		0.0010	mg/L		21-JAN-21	R5356465
Mercury (Hg)-Total	<0.000005	<W	0.000030	mg/L		21-JAN-21	R5356081
Molybdenum (Mo)-Total	0.000140	<DL	0.0010	mg/L		21-JAN-21	R5356465
Nickel (Ni)-Total	0.00062	<DL	0.0020	mg/L		21-JAN-21	R5356465
Phosphorus (P)-Total	<0.005	<W	0.050	mg/L		21-JAN-21	R5356465
Potassium (K)-Total	0.77		0.50	mg/L		21-JAN-21	R5356465
Rubidium (Rb)-Total	0.00173		0.00020	mg/L		21-JAN-21	R5356465
Selenium (Se)-Total	0.000070	<T	0.000050	mg/L		21-JAN-21	R5356465
Silicon (Si)-Total	2.12		0.10	mg/L		21-JAN-21	R5356465
Silver (Ag)-Total	0.000001	<DL	0.00010	mg/L		21-JAN-21	R5356465
Sodium (Na)-Total	3.44		0.10	mg/L		21-JAN-21	R5356465
Strontium (Sr)-Total	0.0238		0.0010	mg/L		21-JAN-21	R5356465
Sulfur (S)-Total	1.4		0.50	mg/L		21-JAN-21	R5356465
Tellurium (Te)-Total	<0.00002	<W	0.0010	mg/L		21-JAN-21	R5356465
Thallium (Tl)-Total	<0.000005	<W	0.00030	mg/L		21-JAN-21	R5356465
Thorium (Th)-Total	0.00002	<DL	0.00010	mg/L		21-JAN-21	R5356465
Tin (Sn)-Total	0.00007	<DL	0.0010	mg/L		21-JAN-21	R5356465
Titanium (Ti)-Total	0.00181	<DL	0.0020	mg/L		21-JAN-21	R5356465
Tungsten (W)-Total	<0.00001	<W	0.010	mg/L		21-JAN-21	R5356465

* Refer to Referenced Information for Qualifiers (if any) and Methodology.

ALS ENVIRONMENTAL ANALYTICAL REPORT

Sample Details/Parameters	Result	Qualifier*	D.L.	Units	Extracted	Analyzed	Batch
L2548452-7 SW16_SW_20210112 Sampled By: Client on 12-JAN-21 @ 09:30 Matrix: SW							
Total Metals							
Uranium (U)-Total	0.0000835	<DL	0.0050	mg/L		21-JAN-21	R5356465
Vanadium (V)-Total	0.00035	<DL	0.0010	mg/L		21-JAN-21	R5356465
Zinc (Zn)-Total	0.0030	<T	0.0030	mg/L		21-JAN-21	R5356465
Zirconium (Zr)-Total	0.000118	<DL	0.0010	mg/L		21-JAN-21	R5356465
Dissolved Metals							
Dissolved Metals Filtration Location	FIELD					19-JAN-21	R5353940
Aluminum (Al)-Dissolved	0.0482		0.0050	mg/L		19-JAN-21	R5354646
Antimony (Sb)-Dissolved	0.000040	<DL	0.00060	mg/L		19-JAN-21	R5354646
Arsenic (As)-Dissolved	0.000363	<DL	0.0010	mg/L		19-JAN-21	R5354646
Barium (Ba)-Dissolved	0.00890	<DL	0.010	mg/L		19-JAN-21	R5354646
Beryllium (Be)-Dissolved	0.000002	<DL	0.0010	mg/L		19-JAN-21	R5354646
Bismuth (Bi)-Dissolved	<0.000002	<W	0.0010	mg/L		19-JAN-21	R5354646
Boron (B)-Dissolved	0.0050	<DL	0.050	mg/L		19-JAN-21	R5354646
Cadmium (Cd)-Dissolved	<0.0000005	<W	0.000017	mg/L		19-JAN-21	R5354646
Calcium (Ca)-Dissolved	7.49		0.20	mg/L		19-JAN-21	R5354646
Cesium (Cs)-Dissolved	0.0000050	<DL	0.000010	mg/L		19-JAN-21	R5354646
Chromium (Cr)-Dissolved	0.00024	<DL	0.0010	mg/L		19-JAN-21	R5354646
Cobalt (Co)-Dissolved	0.000028	<DL	0.00050	mg/L		19-JAN-21	R5354646
Copper (Cu)-Dissolved	0.00090	<DL	0.0010	mg/L		19-JAN-21	R5354646
Iron (Fe)-Dissolved	0.0905		0.020	mg/L		19-JAN-21	R5354646
Lead (Pb)-Dissolved	0.00003	<DL	0.000050	mg/L		19-JAN-21	R5354646
Lithium (Li)-Dissolved	0.0004	<DL	0.050	mg/L		19-JAN-21	R5354646
Magnesium (Mg)-Dissolved	2.47		0.020	mg/L		19-JAN-21	R5354646
Manganese (Mn)-Dissolved	0.00540		0.0010	mg/L		19-JAN-21	R5354646
Mercury (Hg)-Dissolved	<0.000005	<W	0.000030	mg/L		21-JAN-21	R5356086
Molybdenum (Mo)-Dissolved	0.000124	<DL	0.0010	mg/L		19-JAN-21	R5354646
Nickel (Ni)-Dissolved	0.00056	<DL	0.0020	mg/L		19-JAN-21	R5354646
Phosphorus (P)-Dissolved	<0.005	<W	0.050	mg/L		19-JAN-21	R5354646
Potassium (K)-Dissolved	0.76		0.50	mg/L		19-JAN-21	R5354646
Rubidium (Rb)-Dissolved	0.00174		0.00020	mg/L		19-JAN-21	R5354646
Selenium (Se)-Dissolved	0.000085	<T	0.000050	mg/L		19-JAN-21	R5354646
Silicon (Si)-Dissolved	2.00		0.050	mg/L		19-JAN-21	R5354646
Silver (Ag)-Dissolved	<0.0000005	<W	0.00010	mg/L		19-JAN-21	R5354646
Sodium (Na)-Dissolved	3.26		0.10	mg/L		19-JAN-21	R5354646
Strontium (Sr)-Dissolved	0.0225		0.0010	mg/L		19-JAN-21	R5354646
Sulfur (S)-Dissolved	1.4		0.50	mg/L		19-JAN-21	R5354646
Tellurium (Te)-Dissolved	<0.00001	<W	0.0010	mg/L		19-JAN-21	R5354646
Thallium (Tl)-Dissolved	<0.000002	<W	0.00030	mg/L		19-JAN-21	R5354646
Thorium (Th)-Dissolved	0.00003	<DL	0.00010	mg/L		19-JAN-21	R5354646
Tin (Sn)-Dissolved	<0.000005	<W	0.0010	mg/L		19-JAN-21	R5354646
Titanium (Ti)-Dissolved	0.00132	<DL	0.0020	mg/L		19-JAN-21	R5354646

* Refer to Referenced Information for Qualifiers (if any) and Methodology.

ALS ENVIRONMENTAL ANALYTICAL REPORT

Sample Details/Parameters	Result	Qualifier*	D.L.	Units	Extracted	Analyzed	Batch
L2548452-7 SW16_SW_20210112 Sampled By: Client on 12-JAN-21 @ 09:30 Matrix: SW							
Dissolved Metals							
Tungsten (W)-Dissolved	<0.000002	<W	0.010	mg/L		19-JAN-21	R5354646
Uranium (U)-Dissolved	0.0000725	<DL	0.0050	mg/L		19-JAN-21	R5354646
Vanadium (V)-Dissolved	0.00030	<DL	0.0010	mg/L		19-JAN-21	R5354646
Zinc (Zn)-Dissolved	0.0028	<DL	0.0030	mg/L		19-JAN-21	R5354646
Zirconium (Zr)-Dissolved	0.000162	<DL	0.0010	mg/L		19-JAN-21	R5354646
Aggregate Organics							
Biochemical Oxygen Demand	<2.0		2.0	mg/L		15-JAN-21	R5355527
COD	28		10	mg/L		21-JAN-21	R5356023
Oil and Grease, Total	0.4	<DL	1.0	mg/L	20-JAN-21	20-JAN-21	R5355771
Report Remarks : HTD: Hold time exceeded for re-analysis or dilution, but initial testing was conducted within hold time.							
L2548452-8 SW17_SW_20210112 Sampled By: Client on 12-JAN-21 @ 10:45 Matrix: SW							
Field Tests							
Dissolved Oxygen, Client Supplied	10.11		0	mg/L		20-JAN-21	R5355719
pH, Client Supplied	6.77		0.10	pH		21-JAN-21	R5356265
Temperature, Client	0.6		-50	Deg. C		21-JAN-21	R5356265
Physical Tests							
Color, True	38.3		2.0	CU		15-JAN-21	R5348930
Conductivity (EC)	94.6		1.0	uS/cm		15-JAN-21	R5349476
Hardness (as CaCO3)	39.2		0.51	mg/L		22-JAN-21	
pH	7.54		0.10	pH		15-JAN-21	R5349476
Total Suspended Solids	<0.5	<W	3.0	mg/L		19-JAN-21	R5354818
Total Dissolved Solids	70		13	mg/L		19-JAN-21	R5354982
Turbidity	2.66		0.10	NTU		15-JAN-21	R5348956
Anions and Nutrients							
Acidity (as CaCO3)	1.0	<DL	2.0	mg/L		15-JAN-21	R5349476
Alkalinity, Total (as CaCO3)	39.2		2.0	mg/L		16-JAN-21	R5350766
Unionized ammonia	0.000014		0.000012	mg/L		25-JAN-21	
Ammonia, Total (as N)	0.022	<T	0.020	mg/L		21-JAN-21	R5356040
Chloride (Cl)	2.52		0.10	mg/L	18-JAN-21	18-JAN-21	R5352920
Fluoride (F)	0.036		0.020	mg/L	18-JAN-21	18-JAN-21	R5352920
Nitrate (as N)	0.064	<T	0.020	mg/L		18-JAN-21	R5352920
Nitrite (as N)	0.002	<DL	0.010	mg/L		18-JAN-21	R5352920
Total Kjeldahl Nitrogen	0.40		0.18	mg/L	21-JAN-21	22-JAN-21	R5356728
Orthophosphate-Dissolved (as P)	<0.0030		0.0030	mg/L	15-JAN-21	19-JAN-21	R5354626
Sulfate (SO4)	4.60	<T	0.30	mg/L		18-JAN-21	R5352920
Cyanides							
Cyanide, Weak Acid Diss	0.0002	<DL	0.0020	mg/L		20-JAN-21	R5355857
Cyanide, Total	0.0004	<DL	0.0020	mg/L		20-JAN-21	R5355857
Cyanide, Free	<0.0001	<W	0.0020	mg/L		20-JAN-21	R5355857
Organic / Inorganic Carbon							
Dissolved Organic Carbon	13.6	DLM	2.5	mg/L	15-JAN-21	21-JAN-21	R5356404

* Refer to Referenced Information for Qualifiers (if any) and Methodology.

ALS ENVIRONMENTAL ANALYTICAL REPORT

Sample Details/Parameters	Result	Qualifier*	D.L.	Units	Extracted	Analyzed	Batch
L2548452-8 SW17_SW_20210112 Sampled By: Client on 12-JAN-21 @ 10:45 Matrix: SW							
Organic / Inorganic Carbon							
Total Organic Carbon	13.4	DLM	2.5	mg/L		21-JAN-21	R5356402
Total Metals							
Aluminum (Al)-Total	0.0840		0.0050	mg/L		21-JAN-21	R5356465
Antimony (Sb)-Total	0.000050	<DL	0.00060	mg/L		21-JAN-21	R5356465
Arsenic (As)-Total	0.00044	<DL	0.0010	mg/L		21-JAN-21	R5356465
Barium (Ba)-Total	0.0110		0.010	mg/L		21-JAN-21	R5356465
Beryllium (Be)-Total	0.0000049	<DL	0.0010	mg/L		21-JAN-21	R5356465
Bismuth (Bi)-Total	<0.00001	<W	0.0010	mg/L		21-JAN-21	R5356465
Boron (B)-Total	0.0055	<DL	0.050	mg/L		21-JAN-21	R5356465
Cadmium (Cd)-Total	0.000003	<DL	0.000017	mg/L		21-JAN-21	R5356465
Calcium (Ca)-Total	10.5		0.20	mg/L		21-JAN-21	R5356465
Cesium (Cs)-Total	0.0000105		0.000010	mg/L		21-JAN-21	R5356465
Chromium (Cr)-Total	0.00036	<DL	0.0010	mg/L		21-JAN-21	R5356465
Cobalt (Co)-Total	0.000065	<DL	0.00050	mg/L		21-JAN-21	R5356465
Copper (Cu)-Total	0.00098	<DL	0.0010	mg/L		21-JAN-21	R5356465
Iron (Fe)-Total	0.191		0.020	mg/L		21-JAN-21	R5356465
Lead (Pb)-Total	0.00006	<T	0.000050	mg/L		21-JAN-21	R5356465
Lithium (Li)-Total	0.0012	<DL	0.050	mg/L		21-JAN-21	R5356465
Magnesium (Mg)-Total	3.68		0.020	mg/L		21-JAN-21	R5356465
Manganese (Mn)-Total	0.0112		0.0010	mg/L		21-JAN-21	R5356465
Mercury (Hg)-Total	<0.000005	<W	0.000030	mg/L		21-JAN-21	R5356081
Molybdenum (Mo)-Total	0.000175	<DL	0.0010	mg/L		21-JAN-21	R5356465
Nickel (Ni)-Total	0.00062	<DL	0.0020	mg/L		21-JAN-21	R5356465
Phosphorus (P)-Total	<0.005	<W	0.050	mg/L		21-JAN-21	R5356465
Potassium (K)-Total	0.92		0.50	mg/L		21-JAN-21	R5356465
Rubidium (Rb)-Total	0.00193		0.00020	mg/L		21-JAN-21	R5356465
Selenium (Se)-Total	0.000100	<T	0.000050	mg/L		21-JAN-21	R5356465
Silicon (Si)-Total	2.53		0.10	mg/L		21-JAN-21	R5356465
Silver (Ag)-Total	0.000001	<DL	0.00010	mg/L		21-JAN-21	R5356465
Sodium (Na)-Total	4.06		0.10	mg/L		21-JAN-21	R5356465
Strontium (Sr)-Total	0.0297		0.0010	mg/L		21-JAN-21	R5356465
Sulfur (S)-Total	1.6		0.50	mg/L		21-JAN-21	R5356465
Tellurium (Te)-Total	<0.00002	<W	0.0010	mg/L		21-JAN-21	R5356465
Thallium (Tl)-Total	<0.000005	<W	0.00030	mg/L		21-JAN-21	R5356465
Thorium (Th)-Total	0.00002	<DL	0.00010	mg/L		21-JAN-21	R5356465
Tin (Sn)-Total	0.00003	<DL	0.0010	mg/L		21-JAN-21	R5356465
Titanium (Ti)-Total	0.00219		0.0020	mg/L		21-JAN-21	R5356465
Tungsten (W)-Total	<0.00001	<W	0.010	mg/L		21-JAN-21	R5356465
Uranium (U)-Total	0.0000940	<DL	0.0050	mg/L		21-JAN-21	R5356465
Vanadium (V)-Total	0.00040	<DL	0.0010	mg/L		21-JAN-21	R5356465
Zinc (Zn)-Total	0.0090	<T	0.0030	mg/L		21-JAN-21	R5356465

* Refer to Referenced Information for Qualifiers (if any) and Methodology.

ALS ENVIRONMENTAL ANALYTICAL REPORT

Sample Details/Parameters	Result	Qualifier*	D.L.	Units	Extracted	Analyzed	Batch
L2548452-8 SW17_SW_20210112 Sampled By: Client on 12-JAN-21 @ 10:45 Matrix: SW							
Total Metals							
Zirconium (Zr)-Total	0.000126	<DL	0.0010	mg/L		21-JAN-21	R5356465
Dissolved Metals							
Dissolved Metals Filtration Location	FIELD					19-JAN-21	R5353940
Aluminum (Al)-Dissolved	0.0628		0.0050	mg/L		19-JAN-21	R5354646
Antimony (Sb)-Dissolved	0.000030	<DL	0.00060	mg/L		19-JAN-21	R5354646
Arsenic (As)-Dissolved	0.000402	<DL	0.0010	mg/L		19-JAN-21	R5354646
Barium (Ba)-Dissolved	0.0116		0.010	mg/L		19-JAN-21	R5354646
Beryllium (Be)-Dissolved	<0.000002	<W	0.0010	mg/L		19-JAN-21	R5354646
Bismuth (Bi)-Dissolved	<0.000002	<W	0.0010	mg/L		19-JAN-21	R5354646
Boron (B)-Dissolved	0.0050	<DL	0.050	mg/L		19-JAN-21	R5354646
Cadmium (Cd)-Dissolved	0.0000020	<DL	0.000017	mg/L		19-JAN-21	R5354646
Calcium (Ca)-Dissolved	10.2		0.20	mg/L		19-JAN-21	R5354646
Cesium (Cs)-Dissolved	0.0000060	<DL	0.000010	mg/L		19-JAN-21	R5354646
Chromium (Cr)-Dissolved	0.00026	<DL	0.0010	mg/L		19-JAN-21	R5354646
Cobalt (Co)-Dissolved	0.000036	<DL	0.00050	mg/L		19-JAN-21	R5354646
Copper (Cu)-Dissolved	0.00096	<DL	0.0010	mg/L		19-JAN-21	R5354646
Iron (Fe)-Dissolved	0.138		0.020	mg/L		19-JAN-21	R5354646
Lead (Pb)-Dissolved	0.00005	<T	0.000050	mg/L		19-JAN-21	R5354646
Lithium (Li)-Dissolved	0.0006	<DL	0.050	mg/L		19-JAN-21	R5354646
Magnesium (Mg)-Dissolved	3.37		0.020	mg/L		19-JAN-21	R5354646
Manganese (Mn)-Dissolved	0.00908		0.0010	mg/L		19-JAN-21	R5354646
Mercury (Hg)-Dissolved	<0.000005	<W	0.000030	mg/L		21-JAN-21	R5356086
Molybdenum (Mo)-Dissolved	0.000166	<DL	0.0010	mg/L		19-JAN-21	R5354646
Nickel (Ni)-Dissolved	0.00058	<DL	0.0020	mg/L		19-JAN-21	R5354646
Phosphorus (P)-Dissolved	<0.005	<W	0.050	mg/L		19-JAN-21	R5354646
Potassium (K)-Dissolved	0.90		0.50	mg/L		19-JAN-21	R5354646
Rubidium (Rb)-Dissolved	0.00181		0.00020	mg/L		19-JAN-21	R5354646
Selenium (Se)-Dissolved	0.000090	<T	0.000050	mg/L		19-JAN-21	R5354646
Silicon (Si)-Dissolved	2.32		0.050	mg/L		19-JAN-21	R5354646
Silver (Ag)-Dissolved	<0.0000005	<W	0.00010	mg/L		19-JAN-21	R5354646
Sodium (Na)-Dissolved	3.92		0.10	mg/L		19-JAN-21	R5354646
Strontium (Sr)-Dissolved	0.0273		0.0010	mg/L		19-JAN-21	R5354646
Sulfur (S)-Dissolved	1.6		0.50	mg/L		19-JAN-21	R5354646
Tellurium (Te)-Dissolved	<0.00001	<W	0.0010	mg/L		19-JAN-21	R5354646
Thallium (Tl)-Dissolved	<0.000002	<W	0.00030	mg/L		19-JAN-21	R5354646
Thorium (Th)-Dissolved	0.00003	<DL	0.00010	mg/L		19-JAN-21	R5354646
Tin (Sn)-Dissolved	<0.000005	<W	0.0010	mg/L		19-JAN-21	R5354646
Titanium (Ti)-Dissolved	0.00178	<DL	0.0024	mg/L		19-JAN-21	R5354646
Tungsten (W)-Dissolved	<0.000002	<W	0.010	mg/L		19-JAN-21	R5354646
Uranium (U)-Dissolved	0.0000905	<DL	0.0050	mg/L		19-JAN-21	R5354646
Vanadium (V)-Dissolved	0.00034	<DL	0.0010	mg/L		19-JAN-21	R5354646

* Refer to Referenced Information for Qualifiers (if any) and Methodology.

ALS ENVIRONMENTAL ANALYTICAL REPORT

Sample Details/Parameters	Result	Qualifier*	D.L.	Units	Extracted	Analyzed	Batch
L2548452-8 SW17_SW_20210112 Sampled By: Client on 12-JAN-21 @ 10:45 Matrix: SW							
Dissolved Metals							
Zinc (Zn)-Dissolved	0.0108		0.0030	mg/L		19-JAN-21	R5354646
Zirconium (Zr)-Dissolved	0.000160	<DL	0.0010	mg/L		19-JAN-21	R5354646
Aggregate Organics							
Biochemical Oxygen Demand	<2.0		2.0	mg/L		15-JAN-21	R5355527
COD	30		10	mg/L		21-JAN-21	R5356023
Oil and Grease, Total	0.8	<DL	1.0	mg/L	20-JAN-21	20-JAN-21	R5355771
Report Remarks : Ti qualified DLM: Detection Limit Adjusted due to sample matrix effects (e.g. chemical interference, colour, turbidity). Report Remarks : HTD: Hold time exceeded for re-analysis or dilution, but initial testing was conducted within hold time.							
L2548452-9 SW20_SW_20210112 Sampled By: Client on 13-JAN-21 @ 11:40 Matrix: SW							
Field Tests							
Dissolved Oxygen, Client Supplied	3.12		0	mg/L		20-JAN-21	R5355719
pH, Client Supplied	7.01		0.10	pH		21-JAN-21	R5356265
Temperature, Client	0.7		-50	Deg. C		21-JAN-21	R5356265
Physical Tests							
Color, True	90.4		2.0	CU		15-JAN-21	R5348930
Conductivity (EC)	360		1.0	uS/cm		15-JAN-21	R5349476
Hardness (as CaCO3)	172		0.51	mg/L		22-JAN-21	
pH	7.39		0.10	pH		15-JAN-21	R5349476
Total Suspended Solids	4.0		3.0	mg/L		19-JAN-21	R5355105
Total Dissolved Solids	242		20	mg/L		19-JAN-21	R5355142
Turbidity	6.57		0.10	NTU		15-JAN-21	R5348956
Anions and Nutrients							
Acidity (as CaCO3)	13.4		2.0	mg/L		15-JAN-21	R5349476
Alkalinity, Total (as CaCO3)	177		2.0	mg/L		16-JAN-21	R5350766
Unionized ammonia	0.000157		0.000022	mg/L		25-JAN-21	
Ammonia, Total (as N)	0.144	<T	0.020	mg/L		21-JAN-21	R5356040
Chloride (Cl)	9.24		0.10	mg/L	18-JAN-21	18-JAN-21	R5352920
Fluoride (F)	0.047		0.020	mg/L	18-JAN-21	18-JAN-21	R5352920
Nitrate (as N)	0.038	<T	0.020	mg/L		18-JAN-21	R5352920
Nitrite (as N)	0.002	<DL	0.010	mg/L		18-JAN-21	R5352920
Total Kjeldahl Nitrogen	1.10		0.18	mg/L	21-JAN-21	22-JAN-21	R5356728
Orthophosphate-Dissolved (as P)	0.0129		0.0030	mg/L	15-JAN-21	19-JAN-21	R5354626
Sulfate (SO4)	4.90	<T	0.30	mg/L		18-JAN-21	R5352920
Cyanides							
Cyanide, Weak Acid Diss	0.0005	<DL	0.0020	mg/L		20-JAN-21	R5355857
Cyanide, Total	0.0010	<DL	0.0020	mg/L		20-JAN-21	R5355857
Cyanide, Free	0.0005	<DL	0.0020	mg/L		20-JAN-21	R5355857
Organic / Inorganic Carbon							
Dissolved Organic Carbon	31.9	DLM	2.5	mg/L	15-JAN-21	21-JAN-21	R5356404
Total Organic Carbon	29.4	DLM	2.5	mg/L		21-JAN-21	R5356402
Total Metals							

* Refer to Referenced Information for Qualifiers (if any) and Methodology.

ALS ENVIRONMENTAL ANALYTICAL REPORT

Sample Details/Parameters	Result	Qualifier*	D.L.	Units	Extracted	Analyzed	Batch
L2548452-9 SW20_SW_20210112 Sampled By: Client on 13-JAN-21 @ 11:40 Matrix: SW							
Total Metals							
Aluminum (Al)-Total	0.132		0.0050	mg/L		21-JAN-21	R5356465
Antimony (Sb)-Total	0.000115	<DL	0.00060	mg/L		21-JAN-21	R5356465
Arsenic (As)-Total	0.00090	<DL	0.0010	mg/L		21-JAN-21	R5356465
Barium (Ba)-Total	0.0151		0.010	mg/L		21-JAN-21	R5356465
Beryllium (Be)-Total	0.0000097	<DL	0.0010	mg/L		21-JAN-21	R5356465
Bismuth (Bi)-Total	<0.00001	<W	0.0010	mg/L		21-JAN-21	R5356465
Boron (B)-Total	0.0150	<DL	0.050	mg/L		21-JAN-21	R5356465
Cadmium (Cd)-Total	0.000016	<DL	0.000017	mg/L		21-JAN-21	R5356465
Calcium (Ca)-Total	44.9		0.20	mg/L		21-JAN-21	R5356465
Cesium (Cs)-Total	0.0000135		0.000010	mg/L		21-JAN-21	R5356465
Chromium (Cr)-Total	0.00066	<DL	0.0010	mg/L		21-JAN-21	R5356465
Cobalt (Co)-Total	0.000465	<DL	0.00050	mg/L		21-JAN-21	R5356465
Copper (Cu)-Total	0.00068	<DL	0.0010	mg/L		21-JAN-21	R5356465
Iron (Fe)-Total	1.08		0.020	mg/L		21-JAN-21	R5356465
Lead (Pb)-Total	0.00016	<T	0.000050	mg/L		21-JAN-21	R5356465
Lithium (Li)-Total	0.0074	<DL	0.050	mg/L		21-JAN-21	R5356465
Magnesium (Mg)-Total	19.2		0.020	mg/L		21-JAN-21	R5356465
Manganese (Mn)-Total	0.253		0.0010	mg/L		21-JAN-21	R5356465
Mercury (Hg)-Total	<0.000005	<W	0.000030	mg/L		21-JAN-21	R5356081
Molybdenum (Mo)-Total	0.000230	<DL	0.0010	mg/L		21-JAN-21	R5356465
Nickel (Ni)-Total	0.00166	<DL	0.0020	mg/L		21-JAN-21	R5356465
Phosphorus (P)-Total	0.040	<DL	0.050	mg/L		21-JAN-21	R5356465
Potassium (K)-Total	1.81		0.50	mg/L		21-JAN-21	R5356465
Rubidium (Rb)-Total	0.00211		0.00020	mg/L		21-JAN-21	R5356465
Selenium (Se)-Total	0.000125	<T	0.000050	mg/L		21-JAN-21	R5356465
Silicon (Si)-Total	8.14		0.10	mg/L		21-JAN-21	R5356465
Silver (Ag)-Total	0.000015	<DL	0.00010	mg/L		21-JAN-21	R5356465
Sodium (Na)-Total	7.77		0.10	mg/L		21-JAN-21	R5356465
Strontium (Sr)-Total	0.117		0.0010	mg/L		21-JAN-21	R5356465
Sulfur (S)-Total	2.6		0.50	mg/L		21-JAN-21	R5356465
Tellurium (Te)-Total	<0.00002	<W	0.0010	mg/L		21-JAN-21	R5356465
Thallium (Tl)-Total	<0.000005	<W	0.00030	mg/L		21-JAN-21	R5356465
Thorium (Th)-Total	0.00005	<DL	0.00010	mg/L		21-JAN-21	R5356465
Tin (Sn)-Total	0.00005	<DL	0.0010	mg/L		21-JAN-21	R5356465
Titanium (Ti)-Total	0.00394		0.0020	mg/L		21-JAN-21	R5356465
Tungsten (W)-Total	<0.00001	<W	0.010	mg/L		21-JAN-21	R5356465
Uranium (U)-Total	0.000513	<DL	0.0050	mg/L		21-JAN-21	R5356465
Vanadium (V)-Total	0.00070	<DL	0.0010	mg/L		21-JAN-21	R5356465
Zinc (Zn)-Total	0.0055	<T	0.0030	mg/L		21-JAN-21	R5356465
Zirconium (Zr)-Total	0.000374	<DL	0.0010	mg/L		21-JAN-21	R5356465
Dissolved Metals							

* Refer to Referenced Information for Qualifiers (if any) and Methodology.

ALS ENVIRONMENTAL ANALYTICAL REPORT

Sample Details/Parameters	Result	Qualifier*	D.L.	Units	Extracted	Analyzed	Batch
L2548452-9 SW20_SW_20210112 Sampled By: Client on 13-JAN-21 @ 11:40 Matrix: SW							
Dissolved Metals							
Dissolved Metals Filtration Location	FIELD					19-JAN-21	R5353940
Aluminum (Al)-Dissolved	0.108		0.0050	mg/L		19-JAN-21	R5354646
Antimony (Sb)-Dissolved	0.000080	<DL	0.00060	mg/L		19-JAN-21	R5354646
Arsenic (As)-Dissolved	0.000821	<DL	0.0010	mg/L		19-JAN-21	R5354646
Barium (Ba)-Dissolved	0.0148		0.010	mg/L		19-JAN-21	R5354646
Beryllium (Be)-Dissolved	0.000010	<DL	0.0010	mg/L		19-JAN-21	R5354646
Bismuth (Bi)-Dissolved	<0.000002	<W	0.0010	mg/L		19-JAN-21	R5354646
Boron (B)-Dissolved	0.0145	<DL	0.050	mg/L		19-JAN-21	R5354646
Cadmium (Cd)-Dissolved	0.0000070	<DL	0.000017	mg/L		19-JAN-21	R5354646
Calcium (Ca)-Dissolved	40.7		0.20	mg/L		19-JAN-21	R5354646
Cesium (Cs)-Dissolved	0.0000110		0.000010	mg/L		19-JAN-21	R5354646
Chromium (Cr)-Dissolved	0.00037	<DL	0.0010	mg/L		19-JAN-21	R5354646
Cobalt (Co)-Dissolved	0.000262	<DL	0.00050	mg/L		19-JAN-21	R5354646
Copper (Cu)-Dissolved	0.00060	<DL	0.0010	mg/L		19-JAN-21	R5354646
Iron (Fe)-Dissolved	0.772		0.020	mg/L		19-JAN-21	R5354646
Lead (Pb)-Dissolved	0.00008	<T	0.000050	mg/L		19-JAN-21	R5354646
Lithium (Li)-Dissolved	0.0064	<DL	0.050	mg/L		19-JAN-21	R5354646
Magnesium (Mg)-Dissolved	17.1		0.020	mg/L		19-JAN-21	R5354646
Manganese (Mn)-Dissolved	0.127		0.0010	mg/L		19-JAN-21	R5354646
Mercury (Hg)-Dissolved	<0.000005	<W	0.000030	mg/L		21-JAN-21	R5356086
Molybdenum (Mo)-Dissolved	0.000202	<DL	0.0010	mg/L		19-JAN-21	R5354646
Nickel (Ni)-Dissolved	0.00140	<DL	0.0020	mg/L		19-JAN-21	R5354646
Phosphorus (P)-Dissolved	0.040	<DL	0.050	mg/L		19-JAN-21	R5354646
Potassium (K)-Dissolved	1.64		0.50	mg/L		19-JAN-21	R5354646
Rubidium (Rb)-Dissolved	0.00182		0.00020	mg/L		19-JAN-21	R5354646
Selenium (Se)-Dissolved	0.000190	<T	0.000050	mg/L		19-JAN-21	R5354646
Silicon (Si)-Dissolved	7.44		0.050	mg/L		19-JAN-21	R5354646
Silver (Ag)-Dissolved	<0.0000005	<W	0.00010	mg/L		19-JAN-21	R5354646
Sodium (Na)-Dissolved	7.19		0.10	mg/L		19-JAN-21	R5354646
Strontium (Sr)-Dissolved	0.107		0.0010	mg/L		19-JAN-21	R5354646
Sulfur (S)-Dissolved	2.0		0.50	mg/L		19-JAN-21	R5354646
Tellurium (Te)-Dissolved	<0.00001	<W	0.0010	mg/L		19-JAN-21	R5354646
Thallium (Tl)-Dissolved	<0.000002	<W	0.00030	mg/L		19-JAN-21	R5354646
Thorium (Th)-Dissolved	0.00005	<DL	0.00010	mg/L		19-JAN-21	R5354646
Tin (Sn)-Dissolved	<0.000005	<W	0.0010	mg/L		19-JAN-21	R5354646
Titanium (Ti)-Dissolved	0.00488		0.0020	mg/L		19-JAN-21	R5354646
Tungsten (W)-Dissolved	<0.000002	<W	0.010	mg/L		19-JAN-21	R5354646
Uranium (U)-Dissolved	0.000467	<DL	0.0050	mg/L		19-JAN-21	R5354646
Vanadium (V)-Dissolved	0.00058	<DL	0.0010	mg/L		19-JAN-21	R5354646
Zinc (Zn)-Dissolved	0.0022	<DL	0.0030	mg/L		19-JAN-21	R5354646
Zirconium (Zr)-Dissolved	0.000558	<DL	0.0010	mg/L		19-JAN-21	R5354646

* Refer to Referenced Information for Qualifiers (if any) and Methodology.

ALS ENVIRONMENTAL ANALYTICAL REPORT

Sample Details/Parameters	Result	Qualifier*	D.L.	Units	Extracted	Analyzed	Batch
L2548452-9 SW20_SW_20210112 Sampled By: Client on 13-JAN-21 @ 11:40 Matrix: SW							
Dissolved Metals							
Aggregate Organics							
Biochemical Oxygen Demand	2.3		2.0	mg/L		15-JAN-21	R5355527
COD	75		10	mg/L		21-JAN-21	R5356023
Oil and Grease, Total	0.8	<DL	1.0	mg/L	20-JAN-21	20-JAN-21	R5355771
Radiological Parameters							
Ra-226	<0.010	<DL	0.010	Bq/L		03-FEB-21	R5364237
L2548452-10 SW21A_SW_20210112 Sampled By: Client on 12-JAN-21 @ 15:25 Matrix: SW							
Field Tests							
Dissolved Oxygen, Client Supplied	1.7		0	mg/L		20-JAN-21	R5355719
pH, Client Supplied	7.18		0.10	pH		21-JAN-21	R5356265
Temperature, Client	-0.4		-50	Deg. C		21-JAN-21	R5356265
Physical Tests							
Color, True	18.3		2.0	CU		15-JAN-21	R5348930
Conductivity (EC)	1320		1.0	uS/cm		15-JAN-21	R5349476
Hardness (as CaCO3)	535		0.51	mg/L		22-JAN-21	
pH	7.75		0.10	pH		15-JAN-21	R5349476
Total Suspended Solids	10.5		3.0	mg/L		19-JAN-21	R5354818
Total Dissolved Solids	790		20	mg/L		19-JAN-21	R5354982
Turbidity	4.25		0.10	NTU		15-JAN-21	R5348956
Anions and Nutrients							
Acidity (as CaCO3)	10.6		2.0	mg/L		15-JAN-21	R5349476
Alkalinity, Total (as CaCO3)	278		2.0	mg/L		16-JAN-21	R5350766
Unionized ammonia	0.000589		0.000058	mg/L		25-JAN-21	
Ammonia, Total (as N)	0.404		0.040	mg/L		21-JAN-21	R5356040
Chloride (Cl)	21.5		0.20	mg/L	18-JAN-21	18-JAN-21	R5352920
Fluoride (F)	0.059		0.040	mg/L	18-JAN-21	18-JAN-21	R5352920
Nitrate (as N)	0.180	<T	0.040	mg/L		18-JAN-21	R5352920
Nitrite (as N)	0.002	<DL	0.020	mg/L		18-JAN-21	R5352920
Total Kjeldahl Nitrogen	1.05		0.18	mg/L	21-JAN-21	22-JAN-21	R5356728
Orthophosphate-Dissolved (as P)	0.0060		0.0030	mg/L	15-JAN-21	19-JAN-21	R5354626
Sulfate (SO4)	407		0.60	mg/L		18-JAN-21	R5352920
Cyanides							
Cyanide, Weak Acid Diss	0.0005	<DL	0.0020	mg/L		20-JAN-21	R5355857
Cyanide, Total	0.0006	<DL	0.0020	mg/L		20-JAN-21	R5355857
Cyanide, Free	<0.0001	<W	0.0020	mg/L		20-JAN-21	R5355857
Organic / Inorganic Carbon							
Dissolved Organic Carbon	17.5	DLM	2.5	mg/L	15-JAN-21	21-JAN-21	R5356404
Total Organic Carbon	17.5	DLM	2.5	mg/L		21-JAN-21	R5356402
Total Metals							
Aluminum (Al)-Total	0.0528		0.0050	mg/L		21-JAN-21	R5356465
Antimony (Sb)-Total	0.00162	<T	0.00060	mg/L		21-JAN-21	R5356465

* Refer to Referenced Information for Qualifiers (if any) and Methodology.

ALS ENVIRONMENTAL ANALYTICAL REPORT

Sample Details/Parameters	Result	Qualifier*	D.L.	Units	Extracted	Analyzed	Batch
L2548452-10 SW21A_SW_20210112 Sampled By: Client on 12-JAN-21 @ 15:25 Matrix: SW							
Total Metals							
Arsenic (As)-Total	0.00090	<DL	0.0010	mg/L		21-JAN-21	R5356465
Barium (Ba)-Total	0.0815		0.010	mg/L		21-JAN-21	R5356465
Beryllium (Be)-Total	0.0000020	<DL	0.0010	mg/L		21-JAN-21	R5356465
Bismuth (Bi)-Total	<0.00001	<W	0.0010	mg/L		21-JAN-21	R5356465
Boron (B)-Total	0.0420	<DL	0.050	mg/L		21-JAN-21	R5356465
Cadmium (Cd)-Total	0.000006	<DL	0.000017	mg/L		21-JAN-21	R5356465
Calcium (Ca)-Total	143		0.20	mg/L		21-JAN-21	R5356465
Cesium (Cs)-Total	0.0000055	<DL	0.000010	mg/L		21-JAN-21	R5356465
Chromium (Cr)-Total	0.00022	<DL	0.0010	mg/L		21-JAN-21	R5356465
Cobalt (Co)-Total	0.000670	<T	0.00050	mg/L		21-JAN-21	R5356465
Copper (Cu)-Total	0.00080	<DL	0.0010	mg/L		21-JAN-21	R5356465
Iron (Fe)-Total	0.228		0.020	mg/L		21-JAN-21	R5356465
Lead (Pb)-Total	0.00002	<DL	0.000050	mg/L		21-JAN-21	R5356465
Lithium (Li)-Total	0.0156	<DL	0.050	mg/L		21-JAN-21	R5356465
Magnesium (Mg)-Total	49.7		0.020	mg/L		21-JAN-21	R5356465
Manganese (Mn)-Total	0.253		0.0010	mg/L		21-JAN-21	R5356465
Mercury (Hg)-Total	<0.000005	<W	0.000030	mg/L		21-JAN-21	R5356081
Molybdenum (Mo)-Total	0.00110	<T	0.0010	mg/L		21-JAN-21	R5356465
Nickel (Ni)-Total	0.00106	<DL	0.0020	mg/L		21-JAN-21	R5356465
Phosphorus (P)-Total	0.020	<DL	0.050	mg/L		21-JAN-21	R5356465
Potassium (K)-Total	22.1		0.50	mg/L		21-JAN-21	R5356465
Rubidium (Rb)-Total	0.00388		0.00020	mg/L		21-JAN-21	R5356465
Selenium (Se)-Total	0.000145	<T	0.000050	mg/L		21-JAN-21	R5356465
Silicon (Si)-Total	6.80		0.10	mg/L		21-JAN-21	R5356465
Silver (Ag)-Total	<0.000001	<W	0.00010	mg/L		21-JAN-21	R5356465
Sodium (Na)-Total	72.0		0.10	mg/L		21-JAN-21	R5356465
Strontium (Sr)-Total	0.431		0.0010	mg/L		21-JAN-21	R5356465
Sulfur (S)-Total	154		0.50	mg/L		21-JAN-21	R5356465
Tellurium (Te)-Total	<0.00002	<W	0.0010	mg/L		21-JAN-21	R5356465
Thallium (Tl)-Total	<0.000005	<W	0.00030	mg/L		21-JAN-21	R5356465
Thorium (Th)-Total	0.00001	<DL	0.00010	mg/L		21-JAN-21	R5356465
Tin (Sn)-Total	0.00008	<DL	0.0010	mg/L		21-JAN-21	R5356465
Titanium (Ti)-Total	0.00196	<DL	0.0020	mg/L		21-JAN-21	R5356465
Tungsten (W)-Total	<0.00001	<W	0.010	mg/L		21-JAN-21	R5356465
Uranium (U)-Total	0.00231	<DL	0.0050	mg/L		21-JAN-21	R5356465
Vanadium (V)-Total	0.00045	<DL	0.0010	mg/L		21-JAN-21	R5356465
Zinc (Zn)-Total	0.0050	<T	0.0030	mg/L		21-JAN-21	R5356465
Zirconium (Zr)-Total	0.000174	<DL	0.0010	mg/L		21-JAN-21	R5356465
Dissolved Metals							
Dissolved Metals Filtration Location	FIELD					19-JAN-21	R5353940
Aluminum (Al)-Dissolved	0.0312		0.0050	mg/L		19-JAN-21	R5354646

* Refer to Referenced Information for Qualifiers (if any) and Methodology.

ALS ENVIRONMENTAL ANALYTICAL REPORT

Sample Details/Parameters	Result	Qualifier*	D.L.	Units	Extracted	Analyzed	Batch
L2548452-10 SW21A_SW_20210112 Sampled By: Client on 12-JAN-21 @ 15:25 Matrix: SW							
Dissolved Metals							
Antimony (Sb)-Dissolved	0.00158	<T	0.00060	mg/L		19-JAN-21	R5354646
Arsenic (As)-Dissolved	0.000884	<DL	0.0010	mg/L		19-JAN-21	R5354646
Barium (Ba)-Dissolved	0.0849		0.010	mg/L		19-JAN-21	R5354646
Beryllium (Be)-Dissolved	<0.000002	<W	0.0010	mg/L		19-JAN-21	R5354646
Bismuth (Bi)-Dissolved	<0.000002	<W	0.0010	mg/L		19-JAN-21	R5354646
Boron (B)-Dissolved	0.0400	<DL	0.050	mg/L		19-JAN-21	R5354646
Cadmium (Cd)-Dissolved	0.0000060	<DL	0.000017	mg/L		19-JAN-21	R5354646
Calcium (Ca)-Dissolved	133		0.20	mg/L		19-JAN-21	R5354646
Cesium (Cs)-Dissolved	0.0000020	<DL	0.000010	mg/L		19-JAN-21	R5354646
Chromium (Cr)-Dissolved	0.00010	<DL	0.0010	mg/L		19-JAN-21	R5354646
Cobalt (Co)-Dissolved	0.000620	<T	0.00050	mg/L		19-JAN-21	R5354646
Copper (Cu)-Dissolved	0.00080	<DL	0.0010	mg/L		19-JAN-21	R5354646
Iron (Fe)-Dissolved	0.156		0.020	mg/L		19-JAN-21	R5354646
Lead (Pb)-Dissolved	0.00001	<DL	0.000050	mg/L		19-JAN-21	R5354646
Lithium (Li)-Dissolved	0.0146	<DL	0.050	mg/L		19-JAN-21	R5354646
Magnesium (Mg)-Dissolved	49.0		0.020	mg/L		19-JAN-21	R5354646
Manganese (Mn)-Dissolved	0.214		0.0010	mg/L		19-JAN-21	R5354646
Mercury (Hg)-Dissolved	<0.000005	<W	0.000030	mg/L		21-JAN-21	R5356086
Molybdenum (Mo)-Dissolved	0.00106	<T	0.0010	mg/L		19-JAN-21	R5354646
Nickel (Ni)-Dissolved	0.00102	<DL	0.0020	mg/L		19-JAN-21	R5354646
Phosphorus (P)-Dissolved	0.010	<DL	0.050	mg/L		19-JAN-21	R5354646
Potassium (K)-Dissolved	21.1		0.50	mg/L		19-JAN-21	R5354646
Rubidium (Rb)-Dissolved	0.00375		0.00020	mg/L		19-JAN-21	R5354646
Selenium (Se)-Dissolved	0.000185	<T	0.000050	mg/L		19-JAN-21	R5354646
Silicon (Si)-Dissolved	6.47		0.050	mg/L		19-JAN-21	R5354646
Silver (Ag)-Dissolved	<0.0000005	<W	0.00010	mg/L		19-JAN-21	R5354646
Sodium (Na)-Dissolved	70.8		0.10	mg/L		19-JAN-21	R5354646
Strontium (Sr)-Dissolved	0.403		0.0010	mg/L		19-JAN-21	R5354646
Sulfur (S)-Dissolved	150		0.50	mg/L		19-JAN-21	R5354646
Tellurium (Te)-Dissolved	<0.00001	<W	0.0010	mg/L		19-JAN-21	R5354646
Thallium (Tl)-Dissolved	<0.000002	<W	0.00030	mg/L		19-JAN-21	R5354646
Thorium (Th)-Dissolved	<0.00001	<W	0.00010	mg/L		19-JAN-21	R5354646
Tin (Sn)-Dissolved	0.000050	<DL	0.0010	mg/L		19-JAN-21	R5354646
Titanium (Ti)-Dissolved	0.00108	<DL	0.0020	mg/L		19-JAN-21	R5354646
Tungsten (W)-Dissolved	<0.000002	<W	0.010	mg/L		19-JAN-21	R5354646
Uranium (U)-Dissolved	0.00231	<DL	0.0050	mg/L		19-JAN-21	R5354646
Vanadium (V)-Dissolved	0.00034	<DL	0.0010	mg/L		19-JAN-21	R5354646
Zinc (Zn)-Dissolved	0.0052	<T	0.0030	mg/L		19-JAN-21	R5354646
Zirconium (Zr)-Dissolved	0.000190	<DL	0.0010	mg/L		19-JAN-21	R5354646
Aggregate Organics							
Biochemical Oxygen Demand	<2.0		2.0	mg/L		15-JAN-21	R5355527

* Refer to Referenced Information for Qualifiers (if any) and Methodology.

ALS ENVIRONMENTAL ANALYTICAL REPORT

Sample Details/Parameters	Result	Qualifier*	D.L.	Units	Extracted	Analyzed	Batch
L2548452-10 SW21A_SW_20210112 Sampled By: Client on 12-JAN-21 @ 15:25 Matrix: SW							
Aggregate Organics							
COD	32		10	mg/L		21-JAN-21	R5356023
Oil and Grease, Total	1.8		1.0	mg/L	20-JAN-21	20-JAN-21	R5355771
Report Remarks : DLHC Detection Limit Raised: Dilution required due to high concentration of test analyte(s). Report Remarks : HTD: Hold time exceeded for re-analysis or dilution, but initial testing was conducted within hold time.							
L2548452-11 SW22A_SW_20210112 Sampled By: Client on 12-JAN-21 @ 15:45 Matrix: SW							
Field Tests							
Dissolved Oxygen, Client Supplied	0		0	mg/L		20-JAN-21	R5355719
pH, Client Supplied	6.88		0.10	pH		21-JAN-21	R5356265
Temperature, Client	-0.5		-50	Deg. C		21-JAN-21	R5356265
Physical Tests							
Color, True	87.9		2.0	CU		15-JAN-21	R5348930
Conductivity (EC)	626		1.0	uS/cm		15-JAN-21	R5349476
Hardness (as CaCO3)	277		0.51	mg/L		22-JAN-21	
pH	7.50		0.10	pH		15-JAN-21	R5349476
Total Suspended Solids	13.5		7.5	mg/L		19-JAN-21	R5354818
Total Dissolved Solids	398		20	mg/L		19-JAN-21	R5354982
Turbidity	19.9		0.10	NTU		15-JAN-21	R5348956
Anions and Nutrients							
Acidity (as CaCO3)	15.4		2.0	mg/L		15-JAN-21	R5349476
Alkalinity, Total (as CaCO3)	245		2.0	mg/L		16-JAN-21	R5350766
Unionized ammonia	0.000052		0.000015	mg/L		25-JAN-21	
Ammonia, Total (as N)	0.072	<T	0.020	mg/L		21-JAN-21	R5356040
Chloride (Cl)	28.7		0.10	mg/L	18-JAN-21	18-JAN-21	R5352920
Fluoride (F)	0.062		0.020	mg/L	18-JAN-21	18-JAN-21	R5352920
Nitrate (as N)	0.022	<T	0.020	mg/L		18-JAN-21	R5352920
Nitrite (as N)	0.001	<DL	0.010	mg/L		18-JAN-21	R5352920
Total Kjeldahl Nitrogen	1.10		0.18	mg/L	21-JAN-21	22-JAN-21	R5356728
Orthophosphate-Dissolved (as P)	0.0616		0.0030	mg/L	15-JAN-21	19-JAN-21	R5354626
Sulfate (SO4)	49.2		0.30	mg/L		18-JAN-21	R5352920
Cyanides							
Cyanide, Weak Acid Diss	0.0008	<DL	0.0020	mg/L		20-JAN-21	R5355857
Cyanide, Total	0.0008	<DL	0.0020	mg/L		20-JAN-21	R5355857
Cyanide, Free	0.0005	<DL	0.0020	mg/L		20-JAN-21	R5355857
Organic / Inorganic Carbon							
Dissolved Organic Carbon	32.8	DLM	2.5	mg/L	15-JAN-21	21-JAN-21	R5356404
Total Organic Carbon	36.4	DLM	2.5	mg/L		21-JAN-21	R5356402
Total Metals							
Aluminum (Al)-Total	0.214		0.0050	mg/L		21-JAN-21	R5356465
Antimony (Sb)-Total	0.000205	<DL	0.00060	mg/L		21-JAN-21	R5356465
Arsenic (As)-Total	0.00177	<T	0.0010	mg/L		21-JAN-21	R5356465
Barium (Ba)-Total	0.0431		0.010	mg/L		21-JAN-21	R5356465

* Refer to Referenced Information for Qualifiers (if any) and Methodology.

ALS ENVIRONMENTAL ANALYTICAL REPORT

Sample Details/Parameters	Result	Qualifier*	D.L.	Units	Extracted	Analyzed	Batch
L2548452-11 SW22A_SW_20210112 Sampled By: Client on 12-JAN-21 @ 15:45 Matrix: SW							
Total Metals							
Beryllium (Be)-Total	0.0000201	<DL	0.0010	mg/L		21-JAN-21	R5356465
Bismuth (Bi)-Total	<0.00001	<W	0.0010	mg/L		21-JAN-21	R5356465
Boron (B)-Total	0.0180	<DL	0.050	mg/L		21-JAN-21	R5356465
Cadmium (Cd)-Total	0.000011	<DL	0.000017	mg/L		21-JAN-21	R5356465
Calcium (Ca)-Total	71.3		0.20	mg/L		21-JAN-21	R5356465
Cesium (Cs)-Total	0.0000250		0.000010	mg/L		21-JAN-21	R5356465
Chromium (Cr)-Total	0.00072	<DL	0.0010	mg/L		21-JAN-21	R5356465
Cobalt (Co)-Total	0.00214	<T	0.00050	mg/L		21-JAN-21	R5356465
Copper (Cu)-Total	0.00070	<DL	0.0010	mg/L		21-JAN-21	R5356465
Iron (Fe)-Total	2.77		0.020	mg/L		21-JAN-21	R5356465
Lead (Pb)-Total	0.00024	<T	0.000050	mg/L		21-JAN-21	R5356465
Lithium (Li)-Total	0.0090	<DL	0.050	mg/L		21-JAN-21	R5356465
Magnesium (Mg)-Total	29.7		0.020	mg/L		21-JAN-21	R5356465
Manganese (Mn)-Total	2.54		0.0010	mg/L		21-JAN-21	R5356465
Mercury (Hg)-Total	<0.000005	<W	0.000030	mg/L		21-JAN-21	R5356081
Molybdenum (Mo)-Total	0.000330	<DL	0.0010	mg/L		21-JAN-21	R5356465
Nickel (Ni)-Total	0.00208	<T	0.0020	mg/L		21-JAN-21	R5356465
Phosphorus (P)-Total	0.230		0.050	mg/L		21-JAN-21	R5356465
Potassium (K)-Total	4.56		0.50	mg/L		21-JAN-21	R5356465
Rubidium (Rb)-Total	0.00224		0.00020	mg/L		21-JAN-21	R5356465
Selenium (Se)-Total	0.000180	<T	0.000050	mg/L		21-JAN-21	R5356465
Silicon (Si)-Total	8.25		0.10	mg/L		21-JAN-21	R5356465
Silver (Ag)-Total	0.000002	<DL	0.00010	mg/L		21-JAN-21	R5356465
Sodium (Na)-Total	19.8		0.10	mg/L		21-JAN-21	R5356465
Strontium (Sr)-Total	0.201		0.0010	mg/L		21-JAN-21	R5356465
Sulfur (S)-Total	19.0		0.50	mg/L		21-JAN-21	R5356465
Tellurium (Te)-Total	<0.00002	<W	0.0010	mg/L		21-JAN-21	R5356465
Thallium (Tl)-Total	<0.000005	<W	0.00030	mg/L		21-JAN-21	R5356465
Thorium (Th)-Total	0.00007	<DL	0.00010	mg/L		21-JAN-21	R5356465
Tin (Sn)-Total	0.00006	<DL	0.0010	mg/L		21-JAN-21	R5356465
Titanium (Ti)-Total	0.00721		0.0020	mg/L		21-JAN-21	R5356465
Tungsten (W)-Total	<0.00001	<W	0.010	mg/L		21-JAN-21	R5356465
Uranium (U)-Total	0.000835	<DL	0.0050	mg/L		21-JAN-21	R5356465
Vanadium (V)-Total	0.00115	<T	0.0010	mg/L		21-JAN-21	R5356465
Zinc (Zn)-Total	0.0050	<T	0.0030	mg/L		21-JAN-21	R5356465
Zirconium (Zr)-Total	0.000458	<DL	0.0010	mg/L		21-JAN-21	R5356465
Dissolved Metals							
Dissolved Metals Filtration Location	FIELD					19-JAN-21	R5353940
Aluminum (Al)-Dissolved	0.0772		0.0050	mg/L		19-JAN-21	R5354646
Antimony (Sb)-Dissolved	0.000175	<DL	0.00060	mg/L		19-JAN-21	R5354646
Arsenic (As)-Dissolved	0.00159	<T	0.0010	mg/L		19-JAN-21	R5354646

* Refer to Referenced Information for Qualifiers (if any) and Methodology.

ALS ENVIRONMENTAL ANALYTICAL REPORT

Sample Details/Parameters	Result	Qualifier*	D.L.	Units	Extracted	Analyzed	Batch
L2548452-11 SW22A_SW_20210112 Sampled By: Client on 12-JAN-21 @ 15:45 Matrix: SW							
Dissolved Metals							
Barium (Ba)-Dissolved	0.0404		0.010	mg/L		19-JAN-21	R5354646
Beryllium (Be)-Dissolved	0.000010	<DL	0.0010	mg/L		19-JAN-21	R5354646
Bismuth (Bi)-Dissolved	<0.000002	<W	0.0010	mg/L		19-JAN-21	R5354646
Boron (B)-Dissolved	0.0180	<DL	0.050	mg/L		19-JAN-21	R5354646
Cadmium (Cd)-Dissolved	0.0000090	<DL	0.000017	mg/L		19-JAN-21	R5354646
Calcium (Ca)-Dissolved	66.6		0.20	mg/L		19-JAN-21	R5354646
Cesium (Cs)-Dissolved	0.0000040	<DL	0.000010	mg/L		19-JAN-21	R5354646
Chromium (Cr)-Dissolved	0.00026	<DL	0.0010	mg/L		19-JAN-21	R5354646
Cobalt (Co)-Dissolved	0.000772	<T	0.00050	mg/L		19-JAN-21	R5354646
Copper (Cu)-Dissolved	0.00060	<DL	0.0010	mg/L		19-JAN-21	R5354646
Iron (Fe)-Dissolved	1.95		0.020	mg/L		19-JAN-21	R5354646
Lead (Pb)-Dissolved	0.00010	<T	0.000050	mg/L		19-JAN-21	R5354646
Lithium (Li)-Dissolved	0.0084	<DL	0.050	mg/L		19-JAN-21	R5354646
Magnesium (Mg)-Dissolved	27.0		0.020	mg/L		19-JAN-21	R5354646
Manganese (Mn)-Dissolved	1.28		0.0010	mg/L		19-JAN-21	R5354646
Mercury (Hg)-Dissolved	<0.000005	<W	0.000030	mg/L		21-JAN-21	R5356086
Molybdenum (Mo)-Dissolved	0.000214	<DL	0.0010	mg/L		19-JAN-21	R5354646
Nickel (Ni)-Dissolved	0.00188	<DL	0.0020	mg/L		19-JAN-21	R5354646
Phosphorus (P)-Dissolved	0.185		0.050	mg/L		19-JAN-21	R5354646
Potassium (K)-Dissolved	4.14		0.50	mg/L		19-JAN-21	R5354646
Rubidium (Rb)-Dissolved	0.00184		0.00020	mg/L		19-JAN-21	R5354646
Selenium (Se)-Dissolved	0.000235	<T	0.000050	mg/L		19-JAN-21	R5354646
Silicon (Si)-Dissolved	7.38		0.050	mg/L		19-JAN-21	R5354646
Silver (Ag)-Dissolved	<0.0000005	<W	0.00010	mg/L		19-JAN-21	R5354646
Sodium (Na)-Dissolved	19.0		0.10	mg/L		19-JAN-21	R5354646
Strontium (Sr)-Dissolved	0.179		0.0010	mg/L		19-JAN-21	R5354646
Sulfur (S)-Dissolved	18.2		0.50	mg/L		19-JAN-21	R5354646
Tellurium (Te)-Dissolved	0.00001	<DL	0.0010	mg/L		19-JAN-21	R5354646
Thallium (Tl)-Dissolved	<0.000002	<W	0.00030	mg/L		19-JAN-21	R5354646
Thorium (Th)-Dissolved	0.00005	<DL	0.00010	mg/L		19-JAN-21	R5354646
Tin (Sn)-Dissolved	<0.000005	<W	0.0010	mg/L		19-JAN-21	R5354646
Titanium (Ti)-Dissolved	0.00348		0.0020	mg/L		19-JAN-21	R5354646
Tungsten (W)-Dissolved	<0.000002	<W	0.010	mg/L		19-JAN-21	R5354646
Uranium (U)-Dissolved	0.000804	<DL	0.0050	mg/L		19-JAN-21	R5354646
Vanadium (V)-Dissolved	0.00068	<DL	0.0010	mg/L		19-JAN-21	R5354646
Zinc (Zn)-Dissolved	0.0034	<T	0.0030	mg/L		19-JAN-21	R5354646
Zirconium (Zr)-Dissolved	0.000450	<DL	0.0010	mg/L		19-JAN-21	R5354646
Aggregate Organics							
Biochemical Oxygen Demand	2.3		2.0	mg/L		15-JAN-21	R5355527
COD	81		10	mg/L		21-JAN-21	R5356023
Oil and Grease, Total	1.0		1.0	mg/L	20-JAN-21	20-JAN-21	R5355771

* Refer to Referenced Information for Qualifiers (if any) and Methodology.

ALS ENVIRONMENTAL ANALYTICAL REPORT

Sample Details/Parameters	Result	Qualifier*	D.L.	Units	Extracted	Analyzed	Batch
L2548452-11 SW22A_SW_20210112 Sampled By: Client on 12-JAN-21 @ 15:45 Matrix: SW							
Radiological Parameters							
Ra-226	<0.010	<DL	0.010	Bq/L		03-FEB-21	R5364237
Report Remarks : HTD: Hold time exceeded for re-analysis or dilution, but initial testing was conducted within hold time.							
L2548452-12 SW23_SW_20210112 Sampled By: Client on 12-JAN-21 @ 12:55 Matrix: SW							
Field Tests							
Dissolved Oxygen, Client Supplied	0		0	mg/L		20-JAN-21	R5355719
pH, Client Supplied	6.86		0.10	pH		21-JAN-21	R5356265
Temperature, Client	-0.4		-50	Deg. C		21-JAN-21	R5356265
Physical Tests							
Color, True	114		2.0	CU		15-JAN-21	R5348930
Conductivity (EC)	491		1.0	uS/cm		15-JAN-21	R5349476
Hardness (as CaCO3)	234		0.51	mg/L		22-JAN-21	
pH	7.53		0.10	pH		15-JAN-21	R5349476
Total Suspended Solids	9.5		3.0	mg/L		19-JAN-21	R5354818
Total Dissolved Solids	322		20	mg/L		19-JAN-21	R5354982
Turbidity	15.6		0.10	NTU		15-JAN-21	R5348956
Anions and Nutrients							
Acidity (as CaCO3)	12.4		2.0	mg/L		15-JAN-21	R5349476
Alkalinity, Total (as CaCO3)	217		2.0	mg/L		16-JAN-21	R5350766
Unionized ammonia	0.000085		0.000014	mg/L		25-JAN-21	
Ammonia, Total (as N)	0.122	<T	0.020	mg/L		21-JAN-21	R5356040
Chloride (Cl)	14.8		0.10	mg/L	18-JAN-21	18-JAN-21	R5352920
Fluoride (F)	0.056		0.020	mg/L	18-JAN-21	18-JAN-21	R5352920
Nitrate (as N)	0.038	<T	0.020	mg/L		18-JAN-21	R5352920
Nitrite (as N)	<0.001	<W	0.010	mg/L		18-JAN-21	R5352920
Total Kjeldahl Nitrogen	1.10		0.18	mg/L	21-JAN-21	22-JAN-21	R5356728
Orthophosphate-Dissolved (as P)	0.0249		0.0030	mg/L	15-JAN-21	19-JAN-21	R5354626
Sulfate (SO4)	26.6		0.30	mg/L		18-JAN-21	R5352920
Cyanides							
Cyanide, Weak Acid Diss	0.0007	<DL	0.0020	mg/L		20-JAN-21	R5355857
Cyanide, Total	0.0008	<DL	0.0020	mg/L		20-JAN-21	R5355857
Cyanide, Free	0.0005	<DL	0.0020	mg/L		20-JAN-21	R5355857
Organic / Inorganic Carbon							
Dissolved Organic Carbon	35.8	DLM	2.5	mg/L	15-JAN-21	21-JAN-21	R5356404
Total Organic Carbon	38.6	DLM	2.5	mg/L		21-JAN-21	R5356402
Total Metals							
Aluminum (Al)-Total	0.362		0.0050	mg/L		21-JAN-21	R5356465
Antimony (Sb)-Total	0.000185	<DL	0.00060	mg/L		21-JAN-21	R5356465
Arsenic (As)-Total	0.00148	<T	0.0010	mg/L		21-JAN-21	R5356465
Barium (Ba)-Total	0.0219		0.010	mg/L		21-JAN-21	R5356465
Beryllium (Be)-Total	0.0000229	<DL	0.0010	mg/L		21-JAN-21	R5356465
Bismuth (Bi)-Total	<0.00001	<W	0.0010	mg/L		21-JAN-21	R5356465

* Refer to Referenced Information for Qualifiers (if any) and Methodology.

ALS ENVIRONMENTAL ANALYTICAL REPORT

Sample Details/Parameters	Result	Qualifier*	D.L.	Units	Extracted	Analyzed	Batch
L2548452-12 SW23_SW_20210112 Sampled By: Client on 12-JAN-21 @ 12:55 Matrix: SW							
Total Metals							
Boron (B)-Total	0.0130	<DL	0.050	mg/L		21-JAN-21	R5356465
Cadmium (Cd)-Total	0.000018	<T	0.000017	mg/L		21-JAN-21	R5356465
Calcium (Ca)-Total	58.8		0.20	mg/L		21-JAN-21	R5356465
Cesium (Cs)-Total	0.0000505		0.000010	mg/L		21-JAN-21	R5356465
Chromium (Cr)-Total	0.00094	<DL	0.0010	mg/L		21-JAN-21	R5356465
Cobalt (Co)-Total	0.00124	<T	0.00050	mg/L		21-JAN-21	R5356465
Copper (Cu)-Total	0.00134	<T	0.0010	mg/L		21-JAN-21	R5356465
Iron (Fe)-Total	1.71		0.020	mg/L		21-JAN-21	R5356465
Lead (Pb)-Total	0.00032	<T	0.000050	mg/L		21-JAN-21	R5356465
Lithium (Li)-Total	0.0070	<DL	0.050	mg/L		21-JAN-21	R5356465
Magnesium (Mg)-Total	24.7		0.020	mg/L		21-JAN-21	R5356465
Manganese (Mn)-Total	0.856		0.0010	mg/L		21-JAN-21	R5356465
Mercury (Hg)-Total	<0.000005	<W	0.000030	mg/L		21-JAN-21	R5356081
Molybdenum (Mo)-Total	0.000340	<DL	0.0010	mg/L		21-JAN-21	R5356465
Nickel (Ni)-Total	0.00258	<T	0.0020	mg/L		21-JAN-21	R5356465
Phosphorus (P)-Total	0.070		0.050	mg/L		21-JAN-21	R5356465
Potassium (K)-Total	3.19		0.50	mg/L		21-JAN-21	R5356465
Rubidium (Rb)-Total	0.00259		0.00020	mg/L		21-JAN-21	R5356465
Selenium (Se)-Total	0.000165	<T	0.000050	mg/L		21-JAN-21	R5356465
Silicon (Si)-Total	8.65		0.10	mg/L		21-JAN-21	R5356465
Silver (Ag)-Total	0.000002	<DL	0.00010	mg/L		21-JAN-21	R5356465
Sodium (Na)-Total	10.9		0.10	mg/L		21-JAN-21	R5356465
Strontium (Sr)-Total	0.142		0.0010	mg/L		21-JAN-21	R5356465
Sulfur (S)-Total	10.2		0.50	mg/L		21-JAN-21	R5356465
Tellurium (Te)-Total	<0.00002	<W	0.0010	mg/L		21-JAN-21	R5356465
Thallium (Tl)-Total	<0.000005	<W	0.00030	mg/L		21-JAN-21	R5356465
Thorium (Th)-Total	0.00012		0.00010	mg/L		21-JAN-21	R5356465
Tin (Sn)-Total	0.00005	<DL	0.0010	mg/L		21-JAN-21	R5356465
Titanium (Ti)-Total	0.0130		0.0020	mg/L		21-JAN-21	R5356465
Tungsten (W)-Total	<0.00001	<W	0.010	mg/L		21-JAN-21	R5356465
Uranium (U)-Total	0.000892	<DL	0.0050	mg/L		21-JAN-21	R5356465
Vanadium (V)-Total	0.00150	<T	0.0010	mg/L		21-JAN-21	R5356465
Zinc (Zn)-Total	0.0050	<T	0.0030	mg/L		21-JAN-21	R5356465
Zirconium (Zr)-Total	0.000690	<DL	0.0010	mg/L		21-JAN-21	R5356465
Dissolved Metals							
Dissolved Metals Filtration Location	FIELD					19-JAN-21	R5353940
Aluminum (Al)-Dissolved	0.261		0.0050	mg/L		19-JAN-21	R5354646
Antimony (Sb)-Dissolved	0.000170	<DL	0.00060	mg/L		19-JAN-21	R5354646
Arsenic (As)-Dissolved	0.00145	<T	0.0010	mg/L		19-JAN-21	R5354646
Barium (Ba)-Dissolved	0.0219		0.010	mg/L		19-JAN-21	R5354646
Beryllium (Be)-Dissolved	0.000018	<DL	0.0010	mg/L		19-JAN-21	R5354646

* Refer to Referenced Information for Qualifiers (if any) and Methodology.

ALS ENVIRONMENTAL ANALYTICAL REPORT

Sample Details/Parameters	Result	Qualifier*	D.L.	Units	Extracted	Analyzed	Batch
L2548452-12 SW23_SW_20210112 Sampled By: Client on 12-JAN-21 @ 12:55 Matrix: SW							
Dissolved Metals							
Bismuth (Bi)-Dissolved	<0.000002	<W	0.0010	mg/L		19-JAN-21	R5354646
Boron (B)-Dissolved	0.0135	<DL	0.050	mg/L		19-JAN-21	R5354646
Cadmium (Cd)-Dissolved	0.0000150	<DL	0.000017	mg/L		19-JAN-21	R5354646
Calcium (Ca)-Dissolved	55.2		0.20	mg/L		19-JAN-21	R5354646
Cesium (Cs)-Dissolved	0.0000250		0.000010	mg/L		19-JAN-21	R5354646
Chromium (Cr)-Dissolved	0.00044	<DL	0.0010	mg/L		19-JAN-21	R5354646
Cobalt (Co)-Dissolved	0.000744	<T	0.00050	mg/L		19-JAN-21	R5354646
Copper (Cu)-Dissolved	0.00126	<T	0.0010	mg/L		19-JAN-21	R5354646
Iron (Fe)-Dissolved	1.33		0.020	mg/L		19-JAN-21	R5354646
Lead (Pb)-Dissolved	0.00023	<T	0.000050	mg/L		19-JAN-21	R5354646
Lithium (Li)-Dissolved	0.0068	<DL	0.050	mg/L		19-JAN-21	R5354646
Magnesium (Mg)-Dissolved	23.2		0.020	mg/L		19-JAN-21	R5354646
Manganese (Mn)-Dissolved	0.645		0.0010	mg/L		19-JAN-21	R5354646
Mercury (Hg)-Dissolved	<0.000005	<W	0.000030	mg/L		21-JAN-21	R5356086
Molybdenum (Mo)-Dissolved	0.000326	<DL	0.0010	mg/L		19-JAN-21	R5354646
Nickel (Ni)-Dissolved	0.00226	<T	0.0020	mg/L		19-JAN-21	R5354646
Phosphorus (P)-Dissolved	0.060		0.050	mg/L		19-JAN-21	R5354646
Potassium (K)-Dissolved	2.98		0.50	mg/L		19-JAN-21	R5354646
Rubidium (Rb)-Dissolved	0.00216		0.00020	mg/L		19-JAN-21	R5354646
Selenium (Se)-Dissolved	0.000195	<T	0.000050	mg/L		19-JAN-21	R5354646
Silicon (Si)-Dissolved	8.20		0.050	mg/L		19-JAN-21	R5354646
Silver (Ag)-Dissolved	<0.0000005	<W	0.00010	mg/L		19-JAN-21	R5354646
Sodium (Na)-Dissolved	10.9		0.10	mg/L		19-JAN-21	R5354646
Strontium (Sr)-Dissolved	0.132		0.0010	mg/L		19-JAN-21	R5354646
Sulfur (S)-Dissolved	9.8		0.50	mg/L		19-JAN-21	R5354646
Tellurium (Te)-Dissolved	<0.00001	<W	0.0010	mg/L		19-JAN-21	R5354646
Thallium (Tl)-Dissolved	<0.000002	<W	0.00030	mg/L		19-JAN-21	R5354646
Thorium (Th)-Dissolved	0.00011		0.00010	mg/L		19-JAN-21	R5354646
Tin (Sn)-Dissolved	0.000030	<DL	0.0010	mg/L		19-JAN-21	R5354646
Titanium (Ti)-Dissolved	0.0133		0.0020	mg/L		19-JAN-21	R5354646
Tungsten (W)-Dissolved	<0.000002	<W	0.010	mg/L		19-JAN-21	R5354646
Uranium (U)-Dissolved	0.000877	<DL	0.0050	mg/L		19-JAN-21	R5354646
Vanadium (V)-Dissolved	0.00120	<T	0.0010	mg/L		19-JAN-21	R5354646
Zinc (Zn)-Dissolved	0.0054	<T	0.0030	mg/L		19-JAN-21	R5354646
Zirconium (Zr)-Dissolved	0.000816	<DL	0.0010	mg/L		19-JAN-21	R5354646
Aggregate Organics							
Biochemical Oxygen Demand	<2.0		2.0	mg/L		15-JAN-21	R5355527
COD	86		10	mg/L		21-JAN-21	R5356023
Oil and Grease, Total	2.6		1.0	mg/L	20-JAN-21	20-JAN-21	R5355771
Radiological Parameters							
Ra-226	<0.010	<DL	0.010	Bq/L		03-FEB-21	R5364237
Report Remarks : HTD: Hold time exceeded for re-analysis or dilution, but initial testing was conducted within hold time.							

* Refer to Referenced Information for Qualifiers (if any) and Methodology.

ALS ENVIRONMENTAL ANALYTICAL REPORT

Sample Details/Parameters	Result	Qualifier*	D.L.	Units	Extracted	Analyzed	Batch
L2548452-12 SW23_SW_20210112 Sampled By: Client on 12-JAN-21 @ 12:55 Matrix: SW							
L2548452-13 SW24_SW_20210112 Sampled By: Client on 12-JAN-21 @ 12:40 Matrix: SW							
Field Tests							
Dissolved Oxygen, Client Supplied	11.54		0	mg/L		20-JAN-21	R5355719
pH, Client Supplied	6.83		0.10	pH		21-JAN-21	R5356265
Temperature, Client	-0.4		-50	Deg. C		21-JAN-21	R5356265
Physical Tests							
Color, True	116		2.0	CU		15-JAN-21	R5348930
Conductivity (EC)	486		1.0	uS/cm		15-JAN-21	R5349476
Hardness (as CaCO3)	236		0.51	mg/L		22-JAN-21	
pH	7.51		0.10	pH		15-JAN-21	R5349476
Total Suspended Solids	10.5		3.0	mg/L		19-JAN-21	R5354818
Total Dissolved Solids	336		20	mg/L		19-JAN-21	R5354982
Turbidity	15.9		0.10	NTU		15-JAN-21	R5348956
Anions and Nutrients							
Acidity (as CaCO3)	12.6		2.0	mg/L		15-JAN-21	R5349476
Alkalinity, Total (as CaCO3)	216		2.0	mg/L		16-JAN-21	R5350766
Unionized ammonia	0.000083		0.000013	mg/L		25-JAN-21	
Ammonia, Total (as N)	0.126	<T	0.020	mg/L		21-JAN-21	R5356040
Chloride (Cl)	14.2		0.10	mg/L	18-JAN-21	18-JAN-21	R5352920
Fluoride (F)	0.055		0.020	mg/L	18-JAN-21	18-JAN-21	R5352920
Nitrate (as N)	0.026	<T	0.020	mg/L		18-JAN-21	R5352920
Nitrite (as N)	<0.001	<W	0.010	mg/L		18-JAN-21	R5352920
Total Kjeldahl Nitrogen	1.05		0.18	mg/L	21-JAN-21	22-JAN-21	R5356728
Orthophosphate-Dissolved (as P)	0.0206		0.0030	mg/L	15-JAN-21	19-JAN-21	R5354626
Sulfate (SO4)	26.7		0.30	mg/L		18-JAN-21	R5352920
Cyanides							
Cyanide, Weak Acid Diss	0.0008	<DL	0.0020	mg/L		20-JAN-21	R5355857
Cyanide, Total	0.0008	<DL	0.0020	mg/L		20-JAN-21	R5355857
Cyanide, Free	0.0003	<DL	0.0020	mg/L		20-JAN-21	R5355857
Organic / Inorganic Carbon							
Dissolved Organic Carbon	36.9	DLM	2.5	mg/L	15-JAN-21	21-JAN-21	R5356404
Total Organic Carbon	38.6	DLM	2.5	mg/L		21-JAN-21	R5356402
Total Metals							
Aluminum (Al)-Total	0.380		0.0050	mg/L		21-JAN-21	R5356465
Antimony (Sb)-Total	0.000190	<DL	0.00060	mg/L		21-JAN-21	R5356465
Arsenic (As)-Total	0.00147	<T	0.0010	mg/L		21-JAN-21	R5356465
Barium (Ba)-Total	0.0217		0.010	mg/L		21-JAN-21	R5356465
Beryllium (Be)-Total	0.0000265	<DL	0.0010	mg/L		21-JAN-21	R5356465
Bismuth (Bi)-Total	<0.00001	<W	0.0010	mg/L		21-JAN-21	R5356465
Boron (B)-Total	0.0125	<DL	0.050	mg/L		21-JAN-21	R5356465
Cadmium (Cd)-Total	0.000020	<T	0.000017	mg/L		21-JAN-21	R5356465

* Refer to Referenced Information for Qualifiers (if any) and Methodology.

ALS ENVIRONMENTAL ANALYTICAL REPORT

Sample Details/Parameters	Result	Qualifier*	D.L.	Units	Extracted	Analyzed	Batch
L2548452-13 SW24_SW_20210112 Sampled By: Client on 12-JAN-21 @ 12:40 Matrix: SW							
Total Metals							
Calcium (Ca)-Total	58.9		0.20	mg/L		21-JAN-21	R5356465
Cesium (Cs)-Total	0.0000515		0.000010	mg/L		21-JAN-21	R5356465
Chromium (Cr)-Total	0.00100		0.0010	mg/L		21-JAN-21	R5356465
Cobalt (Co)-Total	0.00124	<T	0.00050	mg/L		21-JAN-21	R5356465
Copper (Cu)-Total	0.00150	<T	0.0010	mg/L		21-JAN-21	R5356465
Iron (Fe)-Total	1.77		0.020	mg/L		21-JAN-21	R5356465
Lead (Pb)-Total	0.00034	<T	0.000050	mg/L		21-JAN-21	R5356465
Lithium (Li)-Total	0.0074	<DL	0.050	mg/L		21-JAN-21	R5356465
Magnesium (Mg)-Total	25.1		0.020	mg/L		21-JAN-21	R5356465
Manganese (Mn)-Total	0.858		0.0010	mg/L		21-JAN-21	R5356465
Mercury (Hg)-Total	<0.000005	<W	0.000030	mg/L		21-JAN-21	R5356081
Molybdenum (Mo)-Total	0.000375	<DL	0.0010	mg/L		21-JAN-21	R5356465
Nickel (Ni)-Total	0.00264	<T	0.0020	mg/L		21-JAN-21	R5356465
Phosphorus (P)-Total	0.070		0.050	mg/L		21-JAN-21	R5356465
Potassium (K)-Total	3.24		0.50	mg/L		21-JAN-21	R5356465
Rubidium (Rb)-Total	0.00269		0.00020	mg/L		21-JAN-21	R5356465
Selenium (Se)-Total	0.000165	<T	0.000050	mg/L		21-JAN-21	R5356465
Silicon (Si)-Total	8.71		0.10	mg/L		21-JAN-21	R5356465
Silver (Ag)-Total	0.000002	<DL	0.00010	mg/L		21-JAN-21	R5356465
Sodium (Na)-Total	11.1		0.10	mg/L		21-JAN-21	R5356465
Strontium (Sr)-Total	0.139		0.0010	mg/L		21-JAN-21	R5356465
Sulfur (S)-Total	10.6		0.50	mg/L		21-JAN-21	R5356465
Tellurium (Te)-Total	<0.00002	<W	0.0010	mg/L		21-JAN-21	R5356465
Thallium (Tl)-Total	0.000010	<DL	0.00030	mg/L		21-JAN-21	R5356465
Thorium (Th)-Total	0.00013		0.00010	mg/L		21-JAN-21	R5356465
Tin (Sn)-Total	0.00025	<DL	0.0010	mg/L		21-JAN-21	R5356465
Titanium (Ti)-Total	0.0128		0.0020	mg/L		21-JAN-21	R5356465
Tungsten (W)-Total	<0.00001	<W	0.010	mg/L		21-JAN-21	R5356465
Uranium (U)-Total	0.000920	<DL	0.0050	mg/L		21-JAN-21	R5356465
Vanadium (V)-Total	0.00160	<T	0.0010	mg/L		21-JAN-21	R5356465
Zinc (Zn)-Total	0.0045	<T	0.0030	mg/L		21-JAN-21	R5356465
Zirconium (Zr)-Total	0.000706	<DL	0.0010	mg/L		21-JAN-21	R5356465
Dissolved Metals							
Dissolved Metals Filtration Location	FIELD					19-JAN-21	R5353940
Aluminum (Al)-Dissolved	0.283		0.0050	mg/L		19-JAN-21	R5354646
Antimony (Sb)-Dissolved	0.000175	<DL	0.00060	mg/L		19-JAN-21	R5354646
Arsenic (As)-Dissolved	0.00141	<T	0.0010	mg/L		19-JAN-21	R5354646
Barium (Ba)-Dissolved	0.0212		0.010	mg/L		19-JAN-21	R5354646
Beryllium (Be)-Dissolved	0.000014	<DL	0.0010	mg/L		19-JAN-21	R5354646
Bismuth (Bi)-Dissolved	<0.000002	<W	0.0010	mg/L		19-JAN-21	R5354646
Boron (B)-Dissolved	0.0135	<DL	0.050	mg/L		19-JAN-21	R5354646

* Refer to Referenced Information for Qualifiers (if any) and Methodology.

ALS ENVIRONMENTAL ANALYTICAL REPORT

Sample Details/Parameters	Result	Qualifier*	D.L.	Units	Extracted	Analyzed	Batch
L2548452-13 SW24_SW_20210112 Sampled By: Client on 12-JAN-21 @ 12:40 Matrix: SW							
Dissolved Metals							
Cadmium (Cd)-Dissolved	0.0000140	<DL	0.000017	mg/L		19-JAN-21	R5354646
Calcium (Ca)-Dissolved	56.2		0.20	mg/L		19-JAN-21	R5354646
Cesium (Cs)-Dissolved	0.0000220		0.000010	mg/L		19-JAN-21	R5354646
Chromium (Cr)-Dissolved	0.00051	<DL	0.0010	mg/L		19-JAN-21	R5354646
Cobalt (Co)-Dissolved	0.000760	<T	0.00050	mg/L		19-JAN-21	R5354646
Copper (Cu)-Dissolved	0.00132	<T	0.0010	mg/L		19-JAN-21	R5354646
Iron (Fe)-Dissolved	1.37		0.020	mg/L		19-JAN-21	R5354646
Lead (Pb)-Dissolved	0.00027	<T	0.000050	mg/L		19-JAN-21	R5354646
Lithium (Li)-Dissolved	0.0072	<DL	0.050	mg/L		19-JAN-21	R5354646
Magnesium (Mg)-Dissolved	23.2		0.020	mg/L		19-JAN-21	R5354646
Manganese (Mn)-Dissolved	0.663		0.0010	mg/L		19-JAN-21	R5354646
Mercury (Hg)-Dissolved	<0.000005	<W	0.000030	mg/L		21-JAN-21	R5356086
Molybdenum (Mo)-Dissolved	0.000306	<DL	0.0010	mg/L		19-JAN-21	R5354646
Nickel (Ni)-Dissolved	0.00226	<T	0.0020	mg/L		19-JAN-21	R5354646
Phosphorus (P)-Dissolved	0.060		0.050	mg/L		19-JAN-21	R5354646
Potassium (K)-Dissolved	2.91		0.50	mg/L		19-JAN-21	R5354646
Rubidium (Rb)-Dissolved	0.00222		0.00020	mg/L		19-JAN-21	R5354646
Selenium (Se)-Dissolved	0.000175	<T	0.000050	mg/L		19-JAN-21	R5354646
Silicon (Si)-Dissolved	8.41		0.050	mg/L		19-JAN-21	R5354646
Silver (Ag)-Dissolved	0.0000010	<DL	0.00010	mg/L		19-JAN-21	R5354646
Sodium (Na)-Dissolved	10.7		0.10	mg/L		19-JAN-21	R5354646
Strontium (Sr)-Dissolved	0.130		0.0010	mg/L		19-JAN-21	R5354646
Sulfur (S)-Dissolved	10.0		0.50	mg/L		19-JAN-21	R5354646
Tellurium (Te)-Dissolved	<0.00001	<W	0.0010	mg/L		19-JAN-21	R5354646
Thallium (Tl)-Dissolved	<0.000002	<W	0.00030	mg/L		19-JAN-21	R5354646
Thorium (Th)-Dissolved	0.00016		0.00010	mg/L		19-JAN-21	R5354646
Tin (Sn)-Dissolved	0.000295	<DL	0.0010	mg/L		19-JAN-21	R5354646
Titanium (Ti)-Dissolved	0.0136		0.0020	mg/L		19-JAN-21	R5354646
Tungsten (W)-Dissolved	<0.000002	<W	0.010	mg/L		19-JAN-21	R5354646
Uranium (U)-Dissolved	0.000917	<DL	0.0050	mg/L		19-JAN-21	R5354646
Vanadium (V)-Dissolved	0.00118	<T	0.0010	mg/L		19-JAN-21	R5354646
Zinc (Zn)-Dissolved	0.0044	<T	0.0030	mg/L		19-JAN-21	R5354646
Zirconium (Zr)-Dissolved	0.000848	<DL	0.0010	mg/L		19-JAN-21	R5354646
Aggregate Organics							
Biochemical Oxygen Demand	<2.0		2.0	mg/L		15-JAN-21	R5355527
COD	84		10	mg/L		21-JAN-21	R5356023
Oil and Grease, Total	1.4		1.0	mg/L	20-JAN-21	20-JAN-21	R5355771
Radiological Parameters							
Ra-226	<0.010	<DL	0.010	Bq/L		03-FEB-21	R5364237
Report Remarks : HTD: Hold time exceeded for re-analysis or dilution, but initial testing was conducted within hold time.							
L2548452-14 SW25_SW_20210112 Sampled By: Client on 13-JAN-21 @ 10:20							

* Refer to Referenced Information for Qualifiers (if any) and Methodology.

ALS ENVIRONMENTAL ANALYTICAL REPORT

Sample Details/Parameters	Result	Qualifier*	D.L.	Units	Extracted	Analyzed	Batch
L2548452-14 SW25_SW_20210112 Sampled By: Client on 13-JAN-21 @ 10:20 Matrix: SW							
Field Tests							
Dissolved Oxygen, Client Supplied	2.9		0	mg/L		20-JAN-21	R5355719
pH, Client Supplied	6.33		0.10	pH		21-JAN-21	R5356265
Temperature, Client	-0.1		-50	Deg. C		21-JAN-21	R5356265
Physical Tests							
Color, True	29.6		2.0	CU		15-JAN-21	R5348930
Conductivity (EC)	566		1.0	uS/cm		15-JAN-21	R5349476
Hardness (as CaCO3)	282		0.51	mg/L		22-JAN-21	
pH	7.72		0.10	pH		15-JAN-21	R5349476
Total Suspended Solids	2.0	<DL	3.0	mg/L		19-JAN-21	R5355105
Total Dissolved Solids	328		20	mg/L		19-JAN-21	R5355142
Turbidity	3.12		0.10	NTU		15-JAN-21	R5348956
Anions and Nutrients							
Acidity (as CaCO3)	9.8		2.0	mg/L		15-JAN-21	R5349476
Alkalinity, Total (as CaCO3)	263		2.0	mg/L		16-JAN-21	R5350766
Unionized ammonia	0.0000435		0.0000042	mg/L		25-JAN-21	
Ammonia, Total (as N)	0.204	<T	0.020	mg/L		21-JAN-21	R5356040
Chloride (Cl)	13.3		0.10	mg/L	18-JAN-21	18-JAN-21	R5352920
Fluoride (F)	0.076		0.020	mg/L	18-JAN-21	18-JAN-21	R5352920
Nitrate (as N)	0.076	<T	0.020	mg/L		18-JAN-21	R5352920
Nitrite (as N)	0.002	<DL	0.010	mg/L		18-JAN-21	R5352920
Total Kjeldahl Nitrogen	0.75		0.18	mg/L	21-JAN-21	22-JAN-21	R5356728
Orthophosphate-Dissolved (as P)	0.0098		0.0030	mg/L	15-JAN-21	19-JAN-21	R5354626
Sulfate (SO4)	30.0		0.30	mg/L		18-JAN-21	R5352920
Cyanides							
Cyanide, Weak Acid Diss	0.0004	<DL	0.0020	mg/L		20-JAN-21	R5355857
Cyanide, Total	0.0006	<DL	0.0020	mg/L		20-JAN-21	R5355857
Cyanide, Free	0.0001	<DL	0.0020	mg/L		20-JAN-21	R5355857
Organic / Inorganic Carbon							
Dissolved Organic Carbon	18.6	DLM	2.5	mg/L	15-JAN-21	21-JAN-21	R5356404
Total Organic Carbon	21.0	DLM	2.5	mg/L		21-JAN-21	R5356402
Total Metals							
Aluminum (Al)-Total	0.0714		0.0050	mg/L		21-JAN-21	R5356465
Antimony (Sb)-Total	0.000115	<DL	0.00060	mg/L		21-JAN-21	R5356465
Arsenic (As)-Total	0.00074	<DL	0.0010	mg/L		21-JAN-21	R5356465
Barium (Ba)-Total	0.0413		0.010	mg/L		21-JAN-21	R5356465
Beryllium (Be)-Total	0.0000038	<DL	0.0010	mg/L		21-JAN-21	R5356465
Bismuth (Bi)-Total	<0.00001	<W	0.0010	mg/L		21-JAN-21	R5356465
Boron (B)-Total	0.0165	<DL	0.050	mg/L		21-JAN-21	R5356465
Cadmium (Cd)-Total	0.000010	<DL	0.000017	mg/L		21-JAN-21	R5356465
Calcium (Ca)-Total	72.0		0.20	mg/L		21-JAN-21	R5356465
Cesium (Cs)-Total	0.0000105		0.000010	mg/L		21-JAN-21	R5356465
Chromium (Cr)-Total	0.00036	<DL	0.0010	mg/L		21-JAN-21	R5356465

* Refer to Referenced Information for Qualifiers (if any) and Methodology.

ALS ENVIRONMENTAL ANALYTICAL REPORT

Sample Details/Parameters	Result	Qualifier*	D.L.	Units	Extracted	Analyzed	Batch
L2548452-14 SW25_SW_20210112 Sampled By: Client on 13-JAN-21 @ 10:20 Matrix: SW							
Total Metals							
Cobalt (Co)-Total	0.000480	<DL	0.00050	mg/L		21-JAN-21	R5356465
Copper (Cu)-Total	0.00208	<T	0.0010	mg/L		21-JAN-21	R5356465
Iron (Fe)-Total	0.272		0.020	mg/L		21-JAN-21	R5356465
Lead (Pb)-Total	0.00005	<T	0.000050	mg/L		21-JAN-21	R5356465
Lithium (Li)-Total	0.0124	<DL	0.050	mg/L		21-JAN-21	R5356465
Magnesium (Mg)-Total	28.7		0.020	mg/L		21-JAN-21	R5356465
Manganese (Mn)-Total	0.859		0.0010	mg/L		21-JAN-21	R5356465
Mercury (Hg)-Total	<0.000005	<W	0.000030	mg/L		21-JAN-21	R5356081
Molybdenum (Mo)-Total	0.00127	<T	0.0010	mg/L		21-JAN-21	R5356465
Nickel (Ni)-Total	0.00150	<DL	0.0020	mg/L		21-JAN-21	R5356465
Phosphorus (P)-Total	0.025	<DL	0.050	mg/L		21-JAN-21	R5356465
Potassium (K)-Total	2.86		0.50	mg/L		21-JAN-21	R5356465
Rubidium (Rb)-Total	0.00164		0.00020	mg/L		21-JAN-21	R5356465
Selenium (Se)-Total	0.000160	<T	0.000050	mg/L		21-JAN-21	R5356465
Silicon (Si)-Total	5.34		0.10	mg/L		21-JAN-21	R5356465
Silver (Ag)-Total	0.000001	<DL	0.00010	mg/L		21-JAN-21	R5356465
Sodium (Na)-Total	7.69		0.10	mg/L		21-JAN-21	R5356465
Strontium (Sr)-Total	0.219		0.0010	mg/L		21-JAN-21	R5356465
Sulfur (S)-Total	12.6		0.50	mg/L		21-JAN-21	R5356465
Tellurium (Te)-Total	<0.00002	<W	0.0010	mg/L		21-JAN-21	R5356465
Thallium (Tl)-Total	<0.000005	<W	0.00030	mg/L		21-JAN-21	R5356465
Thorium (Th)-Total	0.00003	<DL	0.00010	mg/L		21-JAN-21	R5356465
Tin (Sn)-Total	0.00010	<DL	0.0010	mg/L		21-JAN-21	R5356465
Titanium (Ti)-Total	0.00242		0.0020	mg/L		21-JAN-21	R5356465
Tungsten (W)-Total	0.00001	<DL	0.010	mg/L		21-JAN-21	R5356465
Uranium (U)-Total	0.00486	<DL	0.0050	mg/L		21-JAN-21	R5356465
Vanadium (V)-Total	0.00060	<DL	0.0010	mg/L		21-JAN-21	R5356465
Zinc (Zn)-Total	0.0455		0.0030	mg/L		21-JAN-21	R5356465
Zirconium (Zr)-Total	0.000312	<DL	0.0010	mg/L		21-JAN-21	R5356465
Dissolved Metals							
Dissolved Metals Filtration Location	FIELD					19-JAN-21	R5353940
Aluminum (Al)-Dissolved	0.0644		0.0050	mg/L		19-JAN-21	R5354646
Antimony (Sb)-Dissolved	0.000105	<DL	0.00060	mg/L		19-JAN-21	R5354646
Arsenic (As)-Dissolved	0.000746	<DL	0.0010	mg/L		19-JAN-21	R5354646
Barium (Ba)-Dissolved	0.0422		0.010	mg/L		19-JAN-21	R5354646
Beryllium (Be)-Dissolved	<0.000002	<W	0.0010	mg/L		19-JAN-21	R5354646
Bismuth (Bi)-Dissolved	<0.000002	<W	0.0010	mg/L		19-JAN-21	R5354646
Boron (B)-Dissolved	0.0170	<DL	0.050	mg/L		19-JAN-21	R5354646
Cadmium (Cd)-Dissolved	0.0000080	<DL	0.000017	mg/L		19-JAN-21	R5354646
Calcium (Ca)-Dissolved	68.3		0.20	mg/L		19-JAN-21	R5354646
Cesium (Cs)-Dissolved	0.0000060	<DL	0.000010	mg/L		19-JAN-21	R5354646

* Refer to Referenced Information for Qualifiers (if any) and Methodology.

ALS ENVIRONMENTAL ANALYTICAL REPORT

Sample Details/Parameters	Result	Qualifier*	D.L.	Units	Extracted	Analyzed	Batch
L2548452-14 SW25_SW_20210112 Sampled By: Client on 13-JAN-21 @ 10:20 Matrix: SW							
Dissolved Metals							
Chromium (Cr)-Dissolved	0.00021	<DL	0.0010	mg/L		19-JAN-21	R5354646
Cobalt (Co)-Dissolved	0.000366	<DL	0.00050	mg/L		19-JAN-21	R5354646
Copper (Cu)-Dissolved	0.00180	<T	0.0010	mg/L		19-JAN-21	R5354646
Iron (Fe)-Dissolved	0.172		0.020	mg/L		19-JAN-21	R5354646
Lead (Pb)-Dissolved	0.00002	<DL	0.000050	mg/L		19-JAN-21	R5354646
Lithium (Li)-Dissolved	0.0134	<DL	0.050	mg/L		19-JAN-21	R5354646
Magnesium (Mg)-Dissolved	27.2		0.020	mg/L		19-JAN-21	R5354646
Manganese (Mn)-Dissolved	0.810		0.0010	mg/L		19-JAN-21	R5354646
Mercury (Hg)-Dissolved	<0.000005	<W	0.000030	mg/L		21-JAN-21	R5356086
Molybdenum (Mo)-Dissolved	0.00121	<T	0.0010	mg/L		19-JAN-21	R5354646
Nickel (Ni)-Dissolved	0.00142	<DL	0.0020	mg/L		19-JAN-21	R5354646
Phosphorus (P)-Dissolved	0.020	<DL	0.050	mg/L		19-JAN-21	R5354646
Potassium (K)-Dissolved	2.59		0.50	mg/L		19-JAN-21	R5354646
Rubidium (Rb)-Dissolved	0.00163		0.00020	mg/L		19-JAN-21	R5354646
Selenium (Se)-Dissolved	0.000445	<T	0.000050	mg/L		19-JAN-21	R5354646
Silicon (Si)-Dissolved	4.97		0.050	mg/L		19-JAN-21	R5354646
Silver (Ag)-Dissolved	0.0000010	<DL	0.00010	mg/L		19-JAN-21	R5354646
Sodium (Na)-Dissolved	7.40		0.10	mg/L		19-JAN-21	R5354646
Strontium (Sr)-Dissolved	0.198		0.0010	mg/L		19-JAN-21	R5354646
Sulfur (S)-Dissolved	11.8		0.50	mg/L		19-JAN-21	R5354646
Tellurium (Te)-Dissolved	0.00002	<DL	0.0010	mg/L		19-JAN-21	R5354646
Thallium (Tl)-Dissolved	<0.000002	<W	0.00030	mg/L		19-JAN-21	R5354646
Thorium (Th)-Dissolved	0.00002	<DL	0.00010	mg/L		19-JAN-21	R5354646
Tin (Sn)-Dissolved	0.000045	<DL	0.0010	mg/L		19-JAN-21	R5354646
Titanium (Ti)-Dissolved	0.00234		0.0020	mg/L		19-JAN-21	R5354646
Tungsten (W)-Dissolved	<0.000002	<W	0.010	mg/L		19-JAN-21	R5354646
Uranium (U)-Dissolved	0.00466	<DL	0.0050	mg/L		19-JAN-21	R5354646
Vanadium (V)-Dissolved	0.00056	<DL	0.0010	mg/L		19-JAN-21	R5354646
Zinc (Zn)-Dissolved	0.0448		0.0030	mg/L		19-JAN-21	R5354646
Zirconium (Zr)-Dissolved	0.000370	<DL	0.0010	mg/L		19-JAN-21	R5354646
Aggregate Organics							
Biochemical Oxygen Demand	<2.0		2.0	mg/L		15-JAN-21	R5355527
COD	39		10	mg/L		21-JAN-21	R5356023
Oil and Grease, Total	1.6		1.0	mg/L	20-JAN-21	20-JAN-21	R5355771
Report Remarks : Se qualified DTSE: Dissolved Se concentration exceeds total. Positive bias on D-Se suspected due to signal enhancement from volatile selenium species. Contact ALS if an alternative test to address this interference is needed.							
L2548452-15 SW26_SW_20210112 Sampled By: Client on 13-JAN-21 @ 10:05 Matrix: SW							
Field Tests							
Dissolved Oxygen, Client Supplied	8.47		0	mg/L		20-JAN-21	R5355719
pH, Client Supplied	6.41		0.10	pH		21-JAN-21	R5356265

* Refer to Referenced Information for Qualifiers (if any) and Methodology.

ALS ENVIRONMENTAL ANALYTICAL REPORT

Sample Details/Parameters	Result	Qualifier*	D.L.	Units	Extracted	Analyzed	Batch
L2548452-15 SW26_SW_20210112 Sampled By: Client on 13-JAN-21 @ 10:05 Matrix: SW							
Field Tests							
Temperature, Client	0.1		-50	Deg. C		21-JAN-21	R5356265
Physical Tests							
Color, True	20.9		2.0	CU		15-JAN-21	R5348930
Conductivity (EC)	815		1.0	uS/cm		15-JAN-21	R5349476
Hardness (as CaCO3)	418		0.51	mg/L		22-JAN-21	
pH	7.95		0.10	pH		15-JAN-21	R5349476
Total Suspended Solids	3.0		3.0	mg/L		19-JAN-21	R5355105
Total Dissolved Solids	462		20	mg/L		19-JAN-21	R5355142
Turbidity	5.76		0.10	NTU		15-JAN-21	R5348956
Anions and Nutrients							
Acidity (as CaCO3)	9.4		2.0	mg/L		15-JAN-21	R5349476
Alkalinity, Total (as CaCO3)	419		2.0	mg/L		16-JAN-21	R5350766
Unionized ammonia	0.0000400		0.0000052	mg/L		25-JAN-21	
Ammonia, Total (as N)	0.154	<T	0.020	mg/L		21-JAN-21	R5356040
Chloride (Cl)	21.6		0.10	mg/L	18-JAN-21	18-JAN-21	R5352920
Fluoride (F)	0.101		0.020	mg/L	18-JAN-21	18-JAN-21	R5352920
Nitrate (as N)	0.060	<T	0.020	mg/L		18-JAN-21	R5352920
Nitrite (as N)	0.002	<DL	0.010	mg/L		18-JAN-21	R5352920
Total Kjeldahl Nitrogen	0.60		0.18	mg/L	21-JAN-21	22-JAN-21	R5356728
Orthophosphate-Dissolved (as P)	0.0043		0.0030	mg/L	15-JAN-21	19-JAN-21	R5354626
Sulfate (SO4)	24.5		0.30	mg/L		18-JAN-21	R5352920
Cyanides							
Cyanide, Weak Acid Diss	0.0001	<DL	0.0020	mg/L		20-JAN-21	R5355857
Cyanide, Total	0.0010	<DL	0.0020	mg/L		20-JAN-21	R5355857
Cyanide, Free	0.0002	<DL	0.0020	mg/L		20-JAN-21	R5355857
Organic / Inorganic Carbon							
Dissolved Organic Carbon	15.8	DLM	2.5	mg/L	15-JAN-21	21-JAN-21	R5356404
Total Organic Carbon	17.5	DLM	2.5	mg/L		21-JAN-21	R5356402
Total Metals							
Aluminum (Al)-Total	0.0588		0.0050	mg/L		21-JAN-21	R5356465
Antimony (Sb)-Total	0.000155	<DL	0.00060	mg/L		21-JAN-21	R5356465
Arsenic (As)-Total	0.00165	<T	0.0010	mg/L		21-JAN-21	R5356465
Barium (Ba)-Total	0.0537		0.010	mg/L		21-JAN-21	R5356465
Beryllium (Be)-Total	<0.0000001	<W	0.0010	mg/L		21-JAN-21	R5356465
Bismuth (Bi)-Total	<0.00001	<W	0.0010	mg/L		21-JAN-21	R5356465
Boron (B)-Total	0.0425	<DL	0.050	mg/L		21-JAN-21	R5356465
Cadmium (Cd)-Total	0.000011	<DL	0.000017	mg/L		21-JAN-21	R5356465
Calcium (Ca)-Total	99.5		0.20	mg/L		21-JAN-21	R5356465
Cesium (Cs)-Total	0.0000095	<DL	0.000010	mg/L		21-JAN-21	R5356465
Chromium (Cr)-Total	0.00030	<DL	0.0010	mg/L		21-JAN-21	R5356465
Cobalt (Co)-Total	0.000390	<DL	0.00050	mg/L		21-JAN-21	R5356465
Copper (Cu)-Total	0.00132	<T	0.0010	mg/L		21-JAN-21	R5356465

* Refer to Referenced Information for Qualifiers (if any) and Methodology.

ALS ENVIRONMENTAL ANALYTICAL REPORT

Sample Details/Parameters	Result	Qualifier*	D.L.	Units	Extracted	Analyzed	Batch
L2548452-15 SW26_SW_20210112 Sampled By: Client on 13-JAN-21 @ 10:05 Matrix: SW							
Total Metals							
Iron (Fe)-Total	0.653		0.020	mg/L		21-JAN-21	R5356465
Lead (Pb)-Total	0.00004	<DL	0.000050	mg/L		21-JAN-21	R5356465
Lithium (Li)-Total	0.0216	<DL	0.050	mg/L		21-JAN-21	R5356465
Magnesium (Mg)-Total	48.2		0.020	mg/L		21-JAN-21	R5356465
Manganese (Mn)-Total	0.472		0.0010	mg/L		21-JAN-21	R5356465
Mercury (Hg)-Total	<0.000005	<W	0.000030	mg/L		21-JAN-21	R5356081
Molybdenum (Mo)-Total	0.00170	<T	0.0010	mg/L		21-JAN-21	R5356465
Nickel (Ni)-Total	0.00140	<DL	0.0020	mg/L		21-JAN-21	R5356465
Phosphorus (P)-Total	0.020	<DL	0.050	mg/L		21-JAN-21	R5356465
Potassium (K)-Total	2.88		0.50	mg/L		21-JAN-21	R5356465
Rubidium (Rb)-Total	0.00154		0.00020	mg/L		21-JAN-21	R5356465
Selenium (Se)-Total	0.000105	<T	0.000050	mg/L		21-JAN-21	R5356465
Silicon (Si)-Total	8.32		0.10	mg/L		21-JAN-21	R5356465
Silver (Ag)-Total	0.000002	<DL	0.00010	mg/L		21-JAN-21	R5356465
Sodium (Na)-Total	11.8		0.10	mg/L		21-JAN-21	R5356465
Strontium (Sr)-Total	0.324		0.0010	mg/L		21-JAN-21	R5356465
Sulfur (S)-Total	9.8		0.50	mg/L		21-JAN-21	R5356465
Tellurium (Te)-Total	<0.00002	<W	0.0010	mg/L		21-JAN-21	R5356465
Thallium (Tl)-Total	<0.000005	<W	0.00030	mg/L		21-JAN-21	R5356465
Thorium (Th)-Total	0.00002	<DL	0.00010	mg/L		21-JAN-21	R5356465
Tin (Sn)-Total	0.00004	<DL	0.0010	mg/L		21-JAN-21	R5356465
Titanium (Ti)-Total	0.00224		0.0020	mg/L		21-JAN-21	R5356465
Tungsten (W)-Total	<0.00001	<W	0.010	mg/L		21-JAN-21	R5356465
Uranium (U)-Total	0.00367	<DL	0.0050	mg/L		21-JAN-21	R5356465
Vanadium (V)-Total	0.00050	<DL	0.0010	mg/L		21-JAN-21	R5356465
Zinc (Zn)-Total	0.0260		0.0030	mg/L		21-JAN-21	R5356465
Zirconium (Zr)-Total	0.000290	<DL	0.0010	mg/L		21-JAN-21	R5356465
Dissolved Metals							
Dissolved Metals Filtration Location	FIELD					19-JAN-21	R5353940
Aluminum (Al)-Dissolved	0.0436		0.0050	mg/L		19-JAN-21	R5354646
Antimony (Sb)-Dissolved	0.000135	<DL	0.00060	mg/L		19-JAN-21	R5354646
Arsenic (As)-Dissolved	0.00156	<T	0.0010	mg/L		19-JAN-21	R5354646
Barium (Ba)-Dissolved	0.0552		0.010	mg/L		19-JAN-21	R5354646
Beryllium (Be)-Dissolved	<0.000002	<W	0.0010	mg/L		19-JAN-21	R5354646
Bismuth (Bi)-Dissolved	<0.000002	<W	0.0010	mg/L		19-JAN-21	R5354646
Boron (B)-Dissolved	0.0430	<DL	0.050	mg/L		19-JAN-21	R5354646
Cadmium (Cd)-Dissolved	0.0000040	<DL	0.000017	mg/L		19-JAN-21	R5354646
Calcium (Ca)-Dissolved	91.8		0.20	mg/L		19-JAN-21	R5354646
Cesium (Cs)-Dissolved	0.0000070	<DL	0.000010	mg/L		19-JAN-21	R5354646
Chromium (Cr)-Dissolved	0.00012	<DL	0.0010	mg/L		19-JAN-21	R5354646
Cobalt (Co)-Dissolved	0.000376	<DL	0.00050	mg/L		19-JAN-21	R5354646

* Refer to Referenced Information for Qualifiers (if any) and Methodology.

ALS ENVIRONMENTAL ANALYTICAL REPORT

Sample Details/Parameters	Result	Qualifier*	D.L.	Units	Extracted	Analyzed	Batch
L2548452-15 SW26_SW_20210112 Sampled By: Client on 13-JAN-21 @ 10:05 Matrix: SW							
Dissolved Metals							
Copper (Cu)-Dissolved	0.00116	<T	0.0010	mg/L		19-JAN-21	R5354646
Iron (Fe)-Dissolved	0.462		0.020	mg/L		19-JAN-21	R5354646
Lead (Pb)-Dissolved	0.00002	<DL	0.000050	mg/L		19-JAN-21	R5354646
Lithium (Li)-Dissolved	0.0232	<DL	0.050	mg/L		19-JAN-21	R5354646
Magnesium (Mg)-Dissolved	45.9		0.020	mg/L		19-JAN-21	R5354646
Manganese (Mn)-Dissolved	0.458		0.0010	mg/L		19-JAN-21	R5354646
Mercury (Hg)-Dissolved	<0.000005	<W	0.000030	mg/L		21-JAN-21	R5356086
Molybdenum (Mo)-Dissolved	0.00164	<T	0.0010	mg/L		19-JAN-21	R5354646
Nickel (Ni)-Dissolved	0.00126	<DL	0.0020	mg/L		19-JAN-21	R5354646
Phosphorus (P)-Dissolved	0.015	<DL	0.050	mg/L		19-JAN-21	R5354646
Potassium (K)-Dissolved	2.69		0.50	mg/L		19-JAN-21	R5354646
Rubidium (Rb)-Dissolved	0.00144		0.00020	mg/L		19-JAN-21	R5354646
Selenium (Se)-Dissolved	0.000190	<T	0.000050	mg/L		19-JAN-21	R5354646
Silicon (Si)-Dissolved	7.86		0.050	mg/L		19-JAN-21	R5354646
Silver (Ag)-Dissolved	0.0000010	<DL	0.00010	mg/L		19-JAN-21	R5354646
Sodium (Na)-Dissolved	11.5		0.10	mg/L		19-JAN-21	R5354646
Strontium (Sr)-Dissolved	0.289		0.0010	mg/L		19-JAN-21	R5354646
Sulfur (S)-Dissolved	9.6		0.50	mg/L		19-JAN-21	R5354646
Tellurium (Te)-Dissolved	<0.00001	<W	0.0010	mg/L		19-JAN-21	R5354646
Thallium (Tl)-Dissolved	<0.000002	<W	0.00030	mg/L		19-JAN-21	R5354646
Thorium (Th)-Dissolved	0.00001	<DL	0.00010	mg/L		19-JAN-21	R5354646
Tin (Sn)-Dissolved	<0.000005	<W	0.0010	mg/L		19-JAN-21	R5354646
Titanium (Ti)-Dissolved	0.00204		0.0020	mg/L		19-JAN-21	R5354646
Tungsten (W)-Dissolved	<0.000002	<W	0.010	mg/L		19-JAN-21	R5354646
Uranium (U)-Dissolved	0.00346	<DL	0.0050	mg/L		19-JAN-21	R5354646
Vanadium (V)-Dissolved	0.00042	<DL	0.0010	mg/L		19-JAN-21	R5354646
Zinc (Zn)-Dissolved	0.0252		0.0030	mg/L		19-JAN-21	R5354646
Zirconium (Zr)-Dissolved	0.000296	<DL	0.0010	mg/L		19-JAN-21	R5354646
Aggregate Organics							
Biochemical Oxygen Demand	<2.0		2.0	mg/L		15-JAN-21	R5355527
COD	31		10	mg/L		21-JAN-21	R5356023
Oil and Grease, Total	1.2		1.0	mg/L	20-JAN-21	20-JAN-21	R5355771
L2548452-16 SW27_SW_20210112 Sampled By: Client on 12-JAN-21 @ 15:45 Matrix: SW							
Field Tests							
Dissolved Oxygen, Client Supplied	0		0	mg/L		20-JAN-21	R5355719
pH, Client Supplied	6.83		0.10	pH		21-JAN-21	R5356265
Temperature, Client	-0.2		-50	Deg. C		21-JAN-21	R5356265
Physical Tests							
Color, True	94.6		2.0	CU		15-JAN-21	R5348930
Conductivity (EC)	538		1.0	uS/cm		15-JAN-21	R5349476

* Refer to Referenced Information for Qualifiers (if any) and Methodology.

ALS ENVIRONMENTAL ANALYTICAL REPORT

Sample Details/Parameters	Result	Qualifier*	D.L.	Units	Extracted	Analyzed	Batch
L2548452-16 SW27_SW_20210112 Sampled By: Client on 12-JAN-21 @ 15:45 Matrix: SW							
Physical Tests							
Hardness (as CaCO3)	252		0.51	mg/L		22-JAN-21	
pH	7.54		0.10	pH		15-JAN-21	R5349476
Total Suspended Solids	12.5		3.0	mg/L		19-JAN-21	R5354818
Total Dissolved Solids	330		20	mg/L		19-JAN-21	R5354982
Turbidity	20.3		0.10	NTU		15-JAN-21	R5348956
Anions and Nutrients							
Acidity (as CaCO3)	13.6		2.0	mg/L		15-JAN-21	R5349476
Alkalinity, Total (as CaCO3)	238		2.0	mg/L		16-JAN-21	R5350766
Unionized ammonia	0.000034		0.000013	mg/L		25-JAN-21	
Ammonia, Total (as N)	0.052	<T	0.020	mg/L		21-JAN-21	R5356040
Chloride (Cl)	29.9		0.10	mg/L	18-JAN-21	18-JAN-21	R5352920
Fluoride (F)	0.061		0.020	mg/L	18-JAN-21	18-JAN-21	R5352920
Nitrate (as N)	0.012	<DL	0.020	mg/L		18-JAN-21	R5352920
Nitrite (as N)	0.001	<DL	0.010	mg/L		18-JAN-21	R5352920
Total Kjeldahl Nitrogen	1.15		0.18	mg/L	21-JAN-21	22-JAN-21	R5356728
Orthophosphate-Dissolved (as P)	0.0561		0.0030	mg/L	15-JAN-21	19-JAN-21	R5354626
Sulfate (SO4)	12.2		0.30	mg/L		18-JAN-21	R5352920
Cyanides							
Cyanide, Weak Acid Diss	0.0008	<DL	0.0020	mg/L		20-JAN-21	R5355857
Cyanide, Total	0.0008	<DL	0.0020	mg/L		20-JAN-21	R5355857
Cyanide, Free	0.0005	<DL	0.0020	mg/L		20-JAN-21	R5355857
Organic / Inorganic Carbon							
Dissolved Organic Carbon	36.1	DLM	2.5	mg/L	15-JAN-21	21-JAN-21	R5356404
Total Organic Carbon	36.4	DLM	2.5	mg/L		21-JAN-21	R5356402
Total Metals							
Aluminum (Al)-Total	0.147		0.0050	mg/L		21-JAN-21	R5356465
Antimony (Sb)-Total	0.000070	<DL	0.00060	mg/L		21-JAN-21	R5356465
Arsenic (As)-Total	0.00175	<T	0.0010	mg/L		21-JAN-21	R5356465
Barium (Ba)-Total	0.0372		0.010	mg/L		21-JAN-21	R5356465
Beryllium (Be)-Total	0.0000151	<DL	0.0010	mg/L		21-JAN-21	R5356465
Bismuth (Bi)-Total	<0.00001	<W	0.0010	mg/L		21-JAN-21	R5356465
Boron (B)-Total	0.0155	<DL	0.050	mg/L		21-JAN-21	R5356465
Cadmium (Cd)-Total	0.000013	<DL	0.000017	mg/L		21-JAN-21	R5356465
Calcium (Ca)-Total	62.7		0.20	mg/L		21-JAN-21	R5356465
Cesium (Cs)-Total	0.0000160		0.000010	mg/L		21-JAN-21	R5356465
Chromium (Cr)-Total	0.00062	<DL	0.0010	mg/L		21-JAN-21	R5356465
Cobalt (Co)-Total	0.00198	<T	0.00050	mg/L		21-JAN-21	R5356465
Copper (Cu)-Total	0.00056	<DL	0.0010	mg/L		21-JAN-21	R5356465
Iron (Fe)-Total	3.07		0.020	mg/L		21-JAN-21	R5356465
Lead (Pb)-Total	0.00016	<T	0.000050	mg/L		21-JAN-21	R5356465
Lithium (Li)-Total	0.0084	<DL	0.050	mg/L		21-JAN-21	R5356465
Magnesium (Mg)-Total	26.2		0.020	mg/L		21-JAN-21	R5356465

* Refer to Referenced Information for Qualifiers (if any) and Methodology.

ALS ENVIRONMENTAL ANALYTICAL REPORT

Sample Details/Parameters	Result	Qualifier*	D.L.	Units	Extracted	Analyzed	Batch
L2548452-16 SW27_SW_20210112 Sampled By: Client on 12-JAN-21 @ 15:45 Matrix: SW							
Total Metals							
Manganese (Mn)-Total	2.59		0.0010	mg/L		21-JAN-21	R5356465
Mercury (Hg)-Total	<0.000005	<W	0.000030	mg/L		21-JAN-21	R5356081
Molybdenum (Mo)-Total	0.000245	<DL	0.0010	mg/L		21-JAN-21	R5356465
Nickel (Ni)-Total	0.00202	<T	0.0020	mg/L		21-JAN-21	R5356465
Phosphorus (P)-Total	0.260		0.050	mg/L		21-JAN-21	R5356465
Potassium (K)-Total	2.70		0.50	mg/L		21-JAN-21	R5356465
Rubidium (Rb)-Total	0.00196		0.00020	mg/L		21-JAN-21	R5356465
Selenium (Se)-Total	0.000195	<T	0.000050	mg/L		21-JAN-21	R5356465
Silicon (Si)-Total	8.06		0.10	mg/L		21-JAN-21	R5356465
Silver (Ag)-Total	0.000001	<DL	0.00010	mg/L		21-JAN-21	R5356465
Sodium (Na)-Total	14.2		0.10	mg/L		21-JAN-21	R5356465
Strontium (Sr)-Total	0.171		0.0010	mg/L		21-JAN-21	R5356465
Sulfur (S)-Total	5.0		0.50	mg/L		21-JAN-21	R5356465
Tellurium (Te)-Total	<0.00002	<W	0.0010	mg/L		21-JAN-21	R5356465
Thallium (Tl)-Total	<0.000005	<W	0.00030	mg/L		21-JAN-21	R5356465
Thorium (Th)-Total	0.00006	<DL	0.00010	mg/L		21-JAN-21	R5356465
Tin (Sn)-Total	0.00005	<DL	0.0010	mg/L		21-JAN-21	R5356465
Titanium (Ti)-Total	0.00467		0.0020	mg/L		21-JAN-21	R5356465
Tungsten (W)-Total	<0.00001	<W	0.010	mg/L		21-JAN-21	R5356465
Uranium (U)-Total	0.000632	<DL	0.0050	mg/L		21-JAN-21	R5356465
Vanadium (V)-Total	0.00090	<DL	0.0010	mg/L		21-JAN-21	R5356465
Zinc (Zn)-Total	0.0135		0.0030	mg/L		21-JAN-21	R5356465
Zirconium (Zr)-Total	0.000406	<DL	0.0010	mg/L		21-JAN-21	R5356465
Dissolved Metals							
Dissolved Metals Filtration Location	FIELD					19-JAN-21	R5353940
Aluminum (Al)-Dissolved	0.0488		0.0050	mg/L		19-JAN-21	R5354646
Antimony (Sb)-Dissolved	0.000060	<DL	0.00060	mg/L		19-JAN-21	R5354646
Arsenic (As)-Dissolved	0.00158	<T	0.0010	mg/L		19-JAN-21	R5354646
Barium (Ba)-Dissolved	0.0360		0.010	mg/L		19-JAN-21	R5354646
Beryllium (Be)-Dissolved	0.000012	<DL	0.0010	mg/L		19-JAN-21	R5354646
Bismuth (Bi)-Dissolved	<0.000002	<W	0.0010	mg/L		19-JAN-21	R5354646
Boron (B)-Dissolved	0.0160	<DL	0.050	mg/L		19-JAN-21	R5354646
Cadmium (Cd)-Dissolved	0.0000060	<DL	0.000017	mg/L		19-JAN-21	R5354646
Calcium (Ca)-Dissolved	59.2		0.20	mg/L		19-JAN-21	R5354646
Cesium (Cs)-Dissolved	0.0000030	<DL	0.000010	mg/L		19-JAN-21	R5354646
Chromium (Cr)-Dissolved	0.00030	<DL	0.0010	mg/L		19-JAN-21	R5354646
Cobalt (Co)-Dissolved	0.000714	<T	0.00050	mg/L		19-JAN-21	R5354646
Copper (Cu)-Dissolved	0.00050	<DL	0.0010	mg/L		19-JAN-21	R5354646
Iron (Fe)-Dissolved	2.07		0.020	mg/L		19-JAN-21	R5354646
Lead (Pb)-Dissolved	0.00007	<T	0.000050	mg/L		19-JAN-21	R5354646
Lithium (Li)-Dissolved	0.0092	<DL	0.050	mg/L		19-JAN-21	R5354646

* Refer to Referenced Information for Qualifiers (if any) and Methodology.

ALS ENVIRONMENTAL ANALYTICAL REPORT

Sample Details/Parameters	Result	Qualifier*	D.L.	Units	Extracted	Analyzed	Batch
L2548452-16 SW27_SW_20210112 Sampled By: Client on 12-JAN-21 @ 15:45 Matrix: SW							
Dissolved Metals							
Magnesium (Mg)-Dissolved	25.3		0.020	mg/L		19-JAN-21	R5354646
Manganese (Mn)-Dissolved	0.950		0.0010	mg/L		19-JAN-21	R5354646
Mercury (Hg)-Dissolved	<0.000005	<W	0.000030	mg/L		21-JAN-21	R5356086
Molybdenum (Mo)-Dissolved	0.000010	<DL	0.010	mg/L		19-JAN-21	R5354646
Nickel (Ni)-Dissolved	0.00176	<DL	0.0020	mg/L		19-JAN-21	R5354646
Phosphorus (P)-Dissolved	0.205		0.050	mg/L		19-JAN-21	R5354646
Potassium (K)-Dissolved	2.58		0.50	mg/L		19-JAN-21	R5354646
Rubidium (Rb)-Dissolved	0.00175		0.00020	mg/L		19-JAN-21	R5354646
Selenium (Se)-Dissolved	0.000195	<T	0.000050	mg/L		19-JAN-21	R5354646
Silicon (Si)-Dissolved	7.57		0.050	mg/L		19-JAN-21	R5354646
Silver (Ag)-Dissolved	<0.0000005	<W	0.00010	mg/L		19-JAN-21	R5354646
Sodium (Na)-Dissolved	13.8		0.10	mg/L		19-JAN-21	R5354646
Strontium (Sr)-Dissolved	0.157		0.0010	mg/L		19-JAN-21	R5354646
Sulfur (S)-Dissolved	5.0		0.50	mg/L		19-JAN-21	R5354646
Tellurium (Te)-Dissolved	<0.00001	<W	0.0010	mg/L		19-JAN-21	R5354646
Thallium (Tl)-Dissolved	<0.000002	<W	0.00030	mg/L		19-JAN-21	R5354646
Thorium (Th)-Dissolved	0.00003	<DL	0.00010	mg/L		19-JAN-21	R5354646
Tin (Sn)-Dissolved	<0.000005	<W	0.0010	mg/L		19-JAN-21	R5354646
Titanium (Ti)-Dissolved	0.00250		0.0020	mg/L		19-JAN-21	R5354646
Tungsten (W)-Dissolved	<0.000002	<W	0.010	mg/L		19-JAN-21	R5354646
Uranium (U)-Dissolved	0.000617	<DL	0.0050	mg/L		19-JAN-21	R5354646
Vanadium (V)-Dissolved	0.00058	<DL	0.0010	mg/L		19-JAN-21	R5354646
Zinc (Zn)-Dissolved	0.0106		0.0030	mg/L		19-JAN-21	R5354646
Zirconium (Zr)-Dissolved	0.000378	<DL	0.0010	mg/L		19-JAN-21	R5354646
Aggregate Organics							
Biochemical Oxygen Demand	<2.0		2.0	mg/L		15-JAN-21	R5355527
COD	87		10	mg/L		21-JAN-21	R5356023
Oil and Grease, Total	1.2		1.0	mg/L	20-JAN-21	20-JAN-21	R5355771
Report Remarks : Mo qualified DLM: Detection Limit Adjusted due to sample matrix effects (e.g. chemical interference, colour, turbidity).							
L2548452-17 SW28A_SW_20210112 Sampled By: Client on 13-JAN-21 @ 12:00 Matrix: SW							
Field Tests							
Dissolved Oxygen, Client Supplied	13.62		0	mg/L		20-JAN-21	R5355719
pH, Client Supplied	7.58		0.10	pH		21-JAN-21	R5356265
Temperature, Client	-0.1		-50	Deg. C		21-JAN-21	R5356265
Physical Tests							
Color, True	48.7		2.0	CU		15-JAN-21	R5348930
Conductivity (EC)	369		1.0	uS/cm		15-JAN-21	R5349476
Hardness (as CaCO3)	195		0.51	mg/L		22-JAN-21	
pH	8.12		0.10	pH		15-JAN-21	R5349476
Total Suspended Solids	4.5		3.0	mg/L		19-JAN-21	R5355105

* Refer to Referenced Information for Qualifiers (if any) and Methodology.

ALS ENVIRONMENTAL ANALYTICAL REPORT

Sample Details/Parameters	Result	Qualifier*	D.L.	Units	Extracted	Analyzed	Batch
L2548452-17 SW28A_SW_20210112 Sampled By: Client on 13-JAN-21 @ 12:00 Matrix: SW							
Physical Tests							
Total Dissolved Solids	238		20	mg/L		19-JAN-21	R5355142
Turbidity	3.32		0.10	NTU		15-JAN-21	R5348956
Anions and Nutrients							
Acidity (as CaCO3)	1.0	<DL	2.0	mg/L		15-JAN-21	R5349476
Alkalinity, Total (as CaCO3)	201		2.0	mg/L		16-JAN-21	R5350766
Unionized ammonia	0.000361		0.000075	mg/L		25-JAN-21	
Ammonia, Total (as N)	0.096	<T	0.020	mg/L		21-JAN-21	R5356040
Chloride (Cl)	3.12		0.10	mg/L	18-JAN-21	18-JAN-21	R5352920
Fluoride (F)	0.076		0.020	mg/L	18-JAN-21	18-JAN-21	R5352920
Nitrate (as N)	0.120	<T	0.020	mg/L		18-JAN-21	R5352920
Nitrite (as N)	0.003	<DL	0.010	mg/L		18-JAN-21	R5352920
Total Kjeldahl Nitrogen	1.05		0.18	mg/L	21-JAN-21	22-JAN-21	R5356728
Orthophosphate-Dissolved (as P)	0.0068		0.0030	mg/L	15-JAN-21	19-JAN-21	R5354626
Sulfate (SO4)	2.05	<T	0.30	mg/L		18-JAN-21	R5352920
Cyanides							
Cyanide, Weak Acid Diss	0.0004	<DL	0.0020	mg/L		20-JAN-21	R5355857
Cyanide, Total	0.0008	<DL	0.0020	mg/L		20-JAN-21	R5355857
Cyanide, Free	0.0003	<DL	0.0020	mg/L		20-JAN-21	R5355857
Organic / Inorganic Carbon							
Dissolved Organic Carbon	29.4	DLM	2.5	mg/L	15-JAN-21	21-JAN-21	R5356404
Total Organic Carbon	28.7	DLM	2.5	mg/L		21-JAN-21	R5356402
Total Metals							
Aluminum (Al)-Total	0.133		0.050	mg/L		21-JAN-21	R5356465
Antimony (Sb)-Total	0.000050	<DL	0.00060	mg/L		21-JAN-21	R5356465
Arsenic (As)-Total	0.00097	<DL	0.0010	mg/L		21-JAN-21	R5356465
Barium (Ba)-Total	0.0253		0.010	mg/L		21-JAN-21	R5356465
Beryllium (Be)-Total	0.0000057	<DL	0.0010	mg/L		21-JAN-21	R5356465
Bismuth (Bi)-Total	<0.00001	<W	0.0010	mg/L		21-JAN-21	R5356465
Boron (B)-Total	0.0125	<DL	0.050	mg/L		21-JAN-21	R5356465
Cadmium (Cd)-Total	0.000004	<DL	0.000017	mg/L		21-JAN-21	R5356465
Calcium (Ca)-Total	49.3		0.20	mg/L		21-JAN-21	R5356465
Cesium (Cs)-Total	0.0000145		0.000010	mg/L		21-JAN-21	R5356465
Chromium (Cr)-Total	0.00034	<DL	0.0010	mg/L		21-JAN-21	R5356465
Cobalt (Co)-Total	0.000185	<DL	0.00050	mg/L		21-JAN-21	R5356465
Copper (Cu)-Total	0.00092	<DL	0.0010	mg/L		21-JAN-21	R5356465
Iron (Fe)-Total	0.215		0.020	mg/L		21-JAN-21	R5356465
Lead (Pb)-Total	0.00006	<T	0.000050	mg/L		21-JAN-21	R5356465
Lithium (Li)-Total	0.0062	<DL	0.050	mg/L		21-JAN-21	R5356465
Magnesium (Mg)-Total	21.0		0.020	mg/L		21-JAN-21	R5356465
Manganese (Mn)-Total	0.0252		0.0010	mg/L		21-JAN-21	R5356465
Mercury (Hg)-Total	<0.000005	<W	0.000030	mg/L		21-JAN-21	R5356081
Molybdenum (Mo)-Total	0.000675	<DL	0.0010	mg/L		21-JAN-21	R5356465

* Refer to Referenced Information for Qualifiers (if any) and Methodology.

ALS ENVIRONMENTAL ANALYTICAL REPORT

Sample Details/Parameters	Result	Qualifier*	D.L.	Units	Extracted	Analyzed	Batch
L2548452-17 SW28A_SW_20210112 Sampled By: Client on 13-JAN-21 @ 12:00 Matrix: SW							
Total Metals							
Nickel (Ni)-Total	0.00112	<DL	0.0020	mg/L		21-JAN-21	R5356465
Phosphorus (P)-Total	0.015	<DL	0.050	mg/L		21-JAN-21	R5356465
Potassium (K)-Total	1.79		0.50	mg/L		21-JAN-21	R5356465
Rubidium (Rb)-Total	0.00235		0.00020	mg/L		21-JAN-21	R5356465
Selenium (Se)-Total	0.000145	<T	0.000050	mg/L		21-JAN-21	R5356465
Silicon (Si)-Total	2.66		0.10	mg/L		21-JAN-21	R5356465
Silver (Ag)-Total	<0.000001	<W	0.00010	mg/L		21-JAN-21	R5356465
Sodium (Na)-Total	2.80		0.10	mg/L		21-JAN-21	R5356465
Strontium (Sr)-Total	0.127		0.0010	mg/L		21-JAN-21	R5356465
Sulfur (S)-Total	1.0		0.50	mg/L		21-JAN-21	R5356465
Tellurium (Te)-Total	<0.00002	<W	0.0010	mg/L		21-JAN-21	R5356465
Thallium (Tl)-Total	<0.000005	<W	0.00030	mg/L		21-JAN-21	R5356465
Thorium (Th)-Total	0.00002	<DL	0.00010	mg/L		21-JAN-21	R5356465
Tin (Sn)-Total	0.00005	<DL	0.0010	mg/L		21-JAN-21	R5356465
Titanium (Ti)-Total	0.00303		0.0020	mg/L		21-JAN-21	R5356465
Tungsten (W)-Total	<0.00001	<W	0.010	mg/L		21-JAN-21	R5356465
Uranium (U)-Total	0.00161	<DL	0.0050	mg/L		21-JAN-21	R5356465
Vanadium (V)-Total	0.00060	<DL	0.0010	mg/L		21-JAN-21	R5356465
Zinc (Zn)-Total	0.0005	<DL	0.0030	mg/L		21-JAN-21	R5356465
Zirconium (Zr)-Total	0.000212	<DL	0.0010	mg/L		21-JAN-21	R5356465
Dissolved Metals							
Dissolved Metals Filtration Location	FIELD					19-JAN-21	R5353940
Aluminum (Al)-Dissolved	0.0702		0.0050	mg/L		19-JAN-21	R5354646
Antimony (Sb)-Dissolved	0.000050	<DL	0.00060	mg/L		19-JAN-21	R5354646
Arsenic (As)-Dissolved	0.000959	<DL	0.0010	mg/L		19-JAN-21	R5354646
Barium (Ba)-Dissolved	0.0267		0.010	mg/L		19-JAN-21	R5354646
Beryllium (Be)-Dissolved	0.000006	<DL	0.0010	mg/L		19-JAN-21	R5354646
Bismuth (Bi)-Dissolved	<0.000002	<W	0.0010	mg/L		19-JAN-21	R5354646
Boron (B)-Dissolved	0.0140	<DL	0.050	mg/L		19-JAN-21	R5354646
Cadmium (Cd)-Dissolved	0.0000010	<DL	0.000017	mg/L		19-JAN-21	R5354646
Calcium (Ca)-Dissolved	45.3		0.20	mg/L		19-JAN-21	R5354646
Cesium (Cs)-Dissolved	0.0000050	<DL	0.000010	mg/L		19-JAN-21	R5354646
Chromium (Cr)-Dissolved	0.00017	<DL	0.0010	mg/L		19-JAN-21	R5354646
Cobalt (Co)-Dissolved	0.000140	<DL	0.00050	mg/L		19-JAN-21	R5354646
Copper (Cu)-Dissolved	0.00092	<DL	0.0010	mg/L		19-JAN-21	R5354646
Iron (Fe)-Dissolved	0.125		0.020	mg/L		19-JAN-21	R5354646
Lead (Pb)-Dissolved	0.00004	<DL	0.000050	mg/L		19-JAN-21	R5354646
Lithium (Li)-Dissolved	0.0062	<DL	0.050	mg/L		19-JAN-21	R5354646
Magnesium (Mg)-Dissolved	19.8		0.020	mg/L		19-JAN-21	R5354646
Manganese (Mn)-Dissolved	0.0208		0.0010	mg/L		19-JAN-21	R5354646
Mercury (Hg)-Dissolved	<0.000005	<W	0.000030	mg/L		21-JAN-21	R5356086

* Refer to Referenced Information for Qualifiers (if any) and Methodology.

ALS ENVIRONMENTAL ANALYTICAL REPORT

Sample Details/Parameters	Result	Qualifier*	D.L.	Units	Extracted	Analyzed	Batch
L2548452-17 SW28A_SW_20210112 Sampled By: Client on 13-JAN-21 @ 12:00 Matrix: SW							
Dissolved Metals							
Molybdenum (Mo)-Dissolved	0.000692	<DL	0.0010	mg/L		19-JAN-21	R5354646
Nickel (Ni)-Dissolved	0.00104	<DL	0.0020	mg/L		19-JAN-21	R5354646
Phosphorus (P)-Dissolved	0.010	<DL	0.050	mg/L		19-JAN-21	R5354646
Potassium (K)-Dissolved	1.72		0.50	mg/L		19-JAN-21	R5354646
Rubidium (Rb)-Dissolved	0.00217		0.00020	mg/L		19-JAN-21	R5354646
Selenium (Se)-Dissolved	0.000215	<T	0.000050	mg/L		19-JAN-21	R5354646
Silicon (Si)-Dissolved	2.39		0.050	mg/L		19-JAN-21	R5354646
Silver (Ag)-Dissolved	<0.0000005	<W	0.00010	mg/L		19-JAN-21	R5354646
Sodium (Na)-Dissolved	2.64		0.10	mg/L		19-JAN-21	R5354646
Strontium (Sr)-Dissolved	0.116		0.0010	mg/L		19-JAN-21	R5354646
Sulfur (S)-Dissolved	1.0		0.50	mg/L		19-JAN-21	R5354646
Tellurium (Te)-Dissolved	<0.00001	<W	0.0010	mg/L		19-JAN-21	R5354646
Thallium (Tl)-Dissolved	<0.000002	<W	0.00030	mg/L		19-JAN-21	R5354646
Thorium (Th)-Dissolved	0.00003	<DL	0.00010	mg/L		19-JAN-21	R5354646
Tin (Sn)-Dissolved	<0.000005	<W	0.0010	mg/L		19-JAN-21	R5354646
Titanium (Ti)-Dissolved	0.00216		0.0020	mg/L		19-JAN-21	R5354646
Tungsten (W)-Dissolved	<0.000002	<W	0.010	mg/L		19-JAN-21	R5354646
Uranium (U)-Dissolved	0.00157	<DL	0.0050	mg/L		19-JAN-21	R5354646
Vanadium (V)-Dissolved	0.00048	<DL	0.0010	mg/L		19-JAN-21	R5354646
Zinc (Zn)-Dissolved	0.0002	<DL	0.0030	mg/L		19-JAN-21	R5354646
Zirconium (Zr)-Dissolved	0.000212	<DL	0.0010	mg/L		19-JAN-21	R5354646
Aggregate Organics							
Biochemical Oxygen Demand	<2.0		2.0	mg/L		15-JAN-21	R5355527
COD	61		10	mg/L		21-JAN-21	R5356023
Oil and Grease, Total	1.2		1.0	mg/L	20-JAN-21	20-JAN-21	R5355771
L2548452-18 TB_SW_20210112 Sampled By: Client on 13-JAN-21 @ 12:00 Matrix: SW							
Physical Tests							
Color, True	<2.0		2.0	CU		15-JAN-21	R5349016
Conductivity (EC)	0.2	<DL	1.0	uS/cm		16-JAN-21	R5350766
Hardness (as CaCO3)	<0.51		0.51	mg/L		22-JAN-21	
pH	5.52		0.10	pH		16-JAN-21	R5350766
Total Suspended Solids	<0.5	<W	3.0	mg/L		19-JAN-21	R5355105
Total Dissolved Solids	<2	<W	10	mg/L		19-JAN-21	R5355142
Turbidity	<0.10		0.10	NTU		15-JAN-21	R5348956
Anions and Nutrients							
Acidity (as CaCO3)	0.8	<DL	2.0	mg/L		21-JAN-21	R5356466
Alkalinity, Total (as CaCO3)	0.2	<DL	2.0	mg/L		16-JAN-21	R5350766
Ammonia, Total (as N)	<0.002	<W	0.020	mg/L		21-JAN-21	R5356040
Chloride (Cl)	<0.10		0.10	mg/L	18-JAN-21	18-JAN-21	R5352920
Fluoride (F)	0.027		0.020	mg/L	18-JAN-21	18-JAN-21	R5352920

* Refer to Referenced Information for Qualifiers (if any) and Methodology.

ALS ENVIRONMENTAL ANALYTICAL REPORT

Sample Details/Parameters	Result	Qualifier*	D.L.	Units	Extracted	Analyzed	Batch
L2548452-18 TB_SW_20210112 Sampled By: Client on 13-JAN-21 @ 12:00 Matrix: SW							
Anions and Nutrients							
Nitrate (as N)	<0.002	<W	0.020	mg/L		18-JAN-21	R5352920
Nitrite (as N)	<0.001	<W	0.010	mg/L		18-JAN-21	R5352920
Total Kjeldahl Nitrogen	<0.05	<W	0.18	mg/L	21-JAN-21	22-JAN-21	R5356728
Orthophosphate-Dissolved (as P)	<0.0030		0.0030	mg/L	15-JAN-21	19-JAN-21	R5354626
Sulfate (SO4)	<0.05	<W	0.30	mg/L		18-JAN-21	R5352920
Cyanides							
Cyanide, Weak Acid Diss	0.0001	<DL	0.0020	mg/L		20-JAN-21	R5355857
Cyanide, Total	0.0004	<DL	0.0020	mg/L		20-JAN-21	R5355857
Cyanide, Free	<0.0001	<W	0.0020	mg/L		20-JAN-21	R5355857
Organic / Inorganic Carbon							
Dissolved Organic Carbon	<0.50		0.50	mg/L	13-JAN-21	21-JAN-21	R5356403
Total Organic Carbon	<0.50		0.50	mg/L		21-JAN-21	R5356402
Total Metals							
Aluminum (Al)-Total	<0.0002	<W	0.0050	mg/L		21-JAN-21	R5356465
Antimony (Sb)-Total	0.000005	<DL	0.00060	mg/L		21-JAN-21	R5356465
Arsenic (As)-Total	<0.00001	<W	0.0010	mg/L		21-JAN-21	R5356465
Barium (Ba)-Total	<0.00001	<W	0.010	mg/L		21-JAN-21	R5356465
Beryllium (Be)-Total	<0.0000001	<W	0.0010	mg/L		21-JAN-21	R5356465
Bismuth (Bi)-Total	<0.00001	<W	0.0010	mg/L		21-JAN-21	R5356465
Boron (B)-Total	0.0050	<DL	0.050	mg/L		21-JAN-21	R5356465
Cadmium (Cd)-Total	<0.000001	<W	0.000017	mg/L		21-JAN-21	R5356465
Calcium (Ca)-Total	0.022	<DL	0.20	mg/L		21-JAN-21	R5356465
Cesium (Cs)-Total	<0.0000005	<W	0.000010	mg/L		21-JAN-21	R5356465
Chromium (Cr)-Total	0.00012	<DL	0.0010	mg/L		21-JAN-21	R5356465
Cobalt (Co)-Total	<0.000005	<W	0.00050	mg/L		21-JAN-21	R5356465
Copper (Cu)-Total	0.00006	<DL	0.0010	mg/L		21-JAN-21	R5356465
Iron (Fe)-Total	0.0010	<DL	0.020	mg/L		21-JAN-21	R5356465
Lead (Pb)-Total	<0.00001	<W	0.000050	mg/L		21-JAN-21	R5356465
Lithium (Li)-Total	<0.0002	<W	0.050	mg/L		21-JAN-21	R5356465
Magnesium (Mg)-Total	<0.0002	<W	0.020	mg/L		21-JAN-21	R5356465
Manganese (Mn)-Total	<0.0002	<W	0.0010	mg/L		21-JAN-21	R5356465
Mercury (Hg)-Total	<0.000005	<W	0.000030	mg/L		21-JAN-21	R5356081
Molybdenum (Mo)-Total	<0.000005	<W	0.0010	mg/L		21-JAN-21	R5356465
Nickel (Ni)-Total	<0.00002	<W	0.0020	mg/L		21-JAN-21	R5356465
Phosphorus (P)-Total	0.005	<DL	0.050	mg/L		21-JAN-21	R5356465
Potassium (K)-Total	<0.01	<W	0.50	mg/L		21-JAN-21	R5356465
Rubidium (Rb)-Total	<0.000002	<W	0.00020	mg/L		21-JAN-21	R5356465
Selenium (Se)-Total	<0.000005	<W	0.000050	mg/L		21-JAN-21	R5356465
Silicon (Si)-Total	0.036	<DL	0.10	mg/L		21-JAN-21	R5356465
Silver (Ag)-Total	0.000001	<DL	0.00010	mg/L		21-JAN-21	R5356465
Sodium (Na)-Total	0.025	<DL	0.10	mg/L		21-JAN-21	R5356465
Strontium (Sr)-Total	0.000030	<DL	0.0010	mg/L		21-JAN-21	R5356465

* Refer to Referenced Information for Qualifiers (if any) and Methodology.

ALS ENVIRONMENTAL ANALYTICAL REPORT

Sample Details/Parameters	Result	Qualifier*	D.L.	Units	Extracted	Analyzed	Batch
L2548452-18 TB_SW_20210112 Sampled By: Client on 13-JAN-21 @ 12:00 Matrix: SW							
Total Metals							
Sulfur (S)-Total	<0.2	<W	0.50	mg/L		21-JAN-21	R5356465
Tellurium (Te)-Total	<0.00002	<W	0.0010	mg/L		21-JAN-21	R5356465
Thallium (Tl)-Total	<0.000005	<W	0.00030	mg/L		21-JAN-21	R5356465
Thorium (Th)-Total	<0.00001	<W	0.00010	mg/L		21-JAN-21	R5356465
Tin (Sn)-Total	0.00005	<DL	0.0010	mg/L		21-JAN-21	R5356465
Titanium (Ti)-Total	0.00001	<DL	0.0020	mg/L		21-JAN-21	R5356465
Tungsten (W)-Total	<0.00001	<W	0.010	mg/L		21-JAN-21	R5356465
Uranium (U)-Total	<0.0000005	<W	0.0050	mg/L		21-JAN-21	R5356465
Vanadium (V)-Total	<0.00005	<W	0.0010	mg/L		21-JAN-21	R5356465
Zinc (Zn)-Total	<0.0005	<W	0.0030	mg/L		21-JAN-21	R5356465
Zirconium (Zr)-Total	<0.000002	<W	0.0010	mg/L		21-JAN-21	R5356465
Dissolved Metals							
Dissolved Metals Filtration Location	FIELD					19-JAN-21	R5353940
Aluminum (Al)-Dissolved	0.0006	<DL	0.0050	mg/L		19-JAN-21	R5354646
Antimony (Sb)-Dissolved	<0.000005	<W	0.00060	mg/L		19-JAN-21	R5354646
Arsenic (As)-Dissolved	<0.0000002	<W	0.0010	mg/L		19-JAN-21	R5354646
Barium (Ba)-Dissolved	0.000025	<DL	0.010	mg/L		19-JAN-21	R5354646
Beryllium (Be)-Dissolved	<0.000002	<W	0.0010	mg/L		19-JAN-21	R5354646
Bismuth (Bi)-Dissolved	<0.000002	<W	0.0010	mg/L		19-JAN-21	R5354646
Boron (B)-Dissolved	0.0045	<DL	0.050	mg/L		19-JAN-21	R5354646
Cadmium (Cd)-Dissolved	<0.0000005	<W	0.000017	mg/L		19-JAN-21	R5354646
Calcium (Ca)-Dissolved	0.030	<DL	0.20	mg/L		19-JAN-21	R5354646
Cesium (Cs)-Dissolved	<0.0000005	<W	0.000010	mg/L		19-JAN-21	R5354646
Chromium (Cr)-Dissolved	0.00009	<DL	0.0010	mg/L		19-JAN-21	R5354646
Cobalt (Co)-Dissolved	<0.000002	<W	0.00050	mg/L		19-JAN-21	R5354646
Copper (Cu)-Dissolved	<0.00002	<W	0.0010	mg/L		19-JAN-21	R5354646
Iron (Fe)-Dissolved	<0.0005	<W	0.020	mg/L		19-JAN-21	R5354646
Lead (Pb)-Dissolved	<0.00001	<W	0.000050	mg/L		19-JAN-21	R5354646
Lithium (Li)-Dissolved	<0.0002	<W	0.050	mg/L		19-JAN-21	R5354646
Magnesium (Mg)-Dissolved	<0.0005	<W	0.020	mg/L		19-JAN-21	R5354646
Manganese (Mn)-Dissolved	0.00030	<DL	0.0010	mg/L		19-JAN-21	R5354646
Mercury (Hg)-Dissolved	<0.000005	<W	0.000030	mg/L		21-JAN-21	R5356086
Molybdenum (Mo)-Dissolved	<0.000002	<W	0.0010	mg/L		19-JAN-21	R5354646
Nickel (Ni)-Dissolved	<0.00002	<W	0.0020	mg/L		19-JAN-21	R5354646
Phosphorus (P)-Dissolved	<0.005	<W	0.050	mg/L		19-JAN-21	R5354646
Potassium (K)-Dissolved	<0.01	<W	0.50	mg/L		19-JAN-21	R5354646
Rubidium (Rb)-Dissolved	0.000004	<DL	0.00020	mg/L		19-JAN-21	R5354646
Selenium (Se)-Dissolved	<0.000005	<W	0.000050	mg/L		19-JAN-21	R5354646
Silicon (Si)-Dissolved	0.030	<DL	0.050	mg/L		19-JAN-21	R5354646
Silver (Ag)-Dissolved	<0.0000005	<W	0.00010	mg/L		19-JAN-21	R5354646
Sodium (Na)-Dissolved	0.030	<DL	0.10	mg/L		19-JAN-21	R5354646

* Refer to Referenced Information for Qualifiers (if any) and Methodology.

ALS ENVIRONMENTAL ANALYTICAL REPORT

Sample Details/Parameters	Result	Qualifier*	D.L.	Units	Extracted	Analyzed	Batch
L2548452-18 TB_SW_20210112 Sampled By: Client on 13-JAN-21 @ 12:00 Matrix: SW							
Dissolved Metals							
Strontium (Sr)-Dissolved	0.00004	<DL	0.0010	mg/L		19-JAN-21	R5354646
Sulfur (S)-Dissolved	<0.2	<W	0.50	mg/L		19-JAN-21	R5354646
Tellurium (Te)-Dissolved	<0.00001	<W	0.0010	mg/L		19-JAN-21	R5354646
Thallium (Tl)-Dissolved	<0.000002	<W	0.00030	mg/L		19-JAN-21	R5354646
Thorium (Th)-Dissolved	<0.00001	<W	0.00010	mg/L		19-JAN-21	R5354646
Tin (Sn)-Dissolved	0.000005	<DL	0.0010	mg/L		19-JAN-21	R5354646
Titanium (Ti)-Dissolved	<0.00002	<W	0.0020	mg/L		19-JAN-21	R5354646
Tungsten (W)-Dissolved	<0.000002	<W	0.010	mg/L		19-JAN-21	R5354646
Uranium (U)-Dissolved	<0.0000005	<W	0.0050	mg/L		19-JAN-21	R5354646
Vanadium (V)-Dissolved	<0.00002	<W	0.0010	mg/L		19-JAN-21	R5354646
Zinc (Zn)-Dissolved	<0.0002	<W	0.0030	mg/L		19-JAN-21	R5354646
Zirconium (Zr)-Dissolved	<0.000002	<W	0.0010	mg/L		19-JAN-21	R5354646
Aggregate Organics							
Biochemical Oxygen Demand	<2.0		2.0	mg/L		15-JAN-21	R5355527
COD	<10		10	mg/L		21-JAN-21	R5356023
Oil and Grease, Total	0.8	<DL	1.0	mg/L	20-JAN-21	20-JAN-21	R5355771

* Refer to Referenced Information for Qualifiers (if any) and Methodology.

Reference Information

QC Samples with Qualifiers & Comments:

QC Type Description	Parameter	Qualifier	Applies to Sample Number(s)
Matrix Spike	Barium (Ba)-Dissolved	MS-B	L2548452-1, -10, -11, -12, -13, -14, -15, -16, -17, -18, -2, -3, -4, -5, -6, -7, -8, -9
Matrix Spike	Calcium (Ca)-Dissolved	MS-B	L2548452-1, -10, -11, -12, -13, -14, -15, -16, -17, -18, -2, -3, -4, -5, -6, -7, -8, -9
Matrix Spike	Iron (Fe)-Dissolved	MS-B	L2548452-1, -10, -11, -12, -13, -14, -15, -16, -17, -18, -2, -3, -4, -5, -6, -7, -8, -9
Matrix Spike	Magnesium (Mg)-Dissolved	MS-B	L2548452-1, -10, -11, -12, -13, -14, -15, -16, -17, -18, -2, -3, -4, -5, -6, -7, -8, -9
Matrix Spike	Manganese (Mn)-Dissolved	MS-B	L2548452-1, -10, -11, -12, -13, -14, -15, -16, -17, -18, -2, -3, -4, -5, -6, -7, -8, -9
Matrix Spike	Sodium (Na)-Dissolved	MS-B	L2548452-1, -10, -11, -12, -13, -14, -15, -16, -17, -18, -2, -3, -4, -5, -6, -7, -8, -9
Matrix Spike	Strontium (Sr)-Dissolved	MS-B	L2548452-1, -10, -11, -12, -13, -14, -15, -16, -17, -18, -2, -3, -4, -5, -6, -7, -8, -9
Matrix Spike	Barium (Ba)-Total	MS-B	L2548452-1, -10, -11, -12, -13, -14, -15, -16, -17, -18, -2, -3, -4, -5, -6, -7, -8, -9
Matrix Spike	Calcium (Ca)-Total	MS-B	L2548452-1, -10, -11, -12, -13, -14, -15, -16, -17, -18, -2, -3, -4, -5, -6, -7, -8, -9
Matrix Spike	Magnesium (Mg)-Total	MS-B	L2548452-1, -10, -11, -12, -13, -14, -15, -16, -17, -18, -2, -3, -4, -5, -6, -7, -8, -9
Matrix Spike	Manganese (Mn)-Total	MS-B	L2548452-1, -10, -11, -12, -13, -14, -15, -16, -17, -18, -2, -3, -4, -5, -6, -7, -8, -9
Matrix Spike	Sodium (Na)-Total	MS-B	L2548452-1, -10, -11, -12, -13, -14, -15, -16, -17, -18, -2, -3, -4, -5, -6, -7, -8, -9
Matrix Spike	Strontium (Sr)-Total	MS-B	L2548452-1, -10, -11, -12, -13, -14, -15, -16, -17, -18, -2, -3, -4, -5, -6, -7, -8, -9
Matrix Spike	Ammonia, Total (as N)	MS-B	L2548452-1, -2, -3, -4, -5, -6
Matrix Spike	Ammonia, Total (as N)	MS-B	L2548452-10, -11, -12, -13, -14, -15, -16, -17, -18, -7, -8, -9
Matrix Spike	Total Organic Carbon	MS-B	L2548452-1, -10, -11, -12, -13, -14, -15, -16, -17, -18, -2, -3, -4, -5, -6, -7, -8, -9

Sample Parameter Qualifier key listed:

Qualifier	Description
<DL	Recorded value = measured amount <LMDL (non-zero)
<T	A Measurable Trace Amount: Interpret With Caution
<W	No Measurable Response (Zero): < Reported Value
DLM	Detection Limit Adjusted due to sample matrix effects (e.g. chemical interference, colour, turbidity).
MS-B	Matrix Spike recovery could not be accurately calculated due to high analyte background in sample.

Test Method References:

ALS Test Code	Matrix	Test Description	Method Reference**
ACY-MISA-TB	Effluent	Acidity (as CaCO3)	APHA 2310 B-POTENTIOMETRIC TITRATION

Aqueous matrices are analyzed by potentiometry. Acidity reported includes acidity caused by hydrolyzable metals present in the sample.

ALK-MISA-TB	Effluent	Alkalinity, Total (as CaCO3)	APHA 2320 B-Auto-Pot. Titration

This analysis is carried out using procedures adapted from APHA Method 2320 "Alkalinity". Total alkalinity is determined by potentiometric titration to a pH 4.5 endpoint. Bicarbonate, carbonate and hydroxide alkalinity are calculated from phenolphthalein alkalinity and total alkalinity values.

BOD-TB	Water	Biochemical Oxygen Demand (BOD)	APHA 5210 B- BIOCHEMICAL OXYGEN DEMAND

All forms of biochemical oxygen demand (BOD) are determined by diluting and incubating a sample for a specified time period, and measuring the oxygen depletion using a dissolved oxygen meter. Dissolved BOD (SOLUBLE) is determined by filtering the sample through a glass fibre filter prior to dilution. Carbonaceous BOD (CBOD) is determined by adding a nitrification inhibitor to the diluted sample prior to incubation.

CL-L-IC-N-TB	Water	Chloride in Water by IC (Low Level)	EPA 300.1 (mod)

Inorganic anions are analyzed by Ion Chromatography with conductivity and/or UV detection.

CN-FREE-MISA-CFA-WT	Effluent	Free Cyanide by Continuous Flow Analyzer	ASTM D7237-10 (modified)

This analysis is carried out using procedures adapted from ASTM Method 7237 "Free Cyanide with Flow Injection Analysis (FIA) Utilizing Gas Diffusion Separation and Amperometric Detection". Free cyanide is determined by in-line gas diffusion at pH 6 with final determination by colourimetric analysis.

CN-T-MISA-CFA-WT	Effluent	Total Cyanide by CFA	ISO 14403-2:2012 (modified)

This analysis is carried out using procedures adapted from ISO Method 14403:2002 "Determination of Total Cyanide using Flow Analysis (FIA and

Reference Information

CFA)". Total or strong acid dissociable (SAD) cyanide is determined by in-line UV digestion along with sample distillation and final determination by colourimetric analysis.
Method Limitation: This method is susceptible to interference from thiocyanate (SCN). If SCN is present in the sample, there could be a positive interference with this method, but it would be less than 1% and could be as low as zero.

CN-WAD-MISA-CFA-WT	Effluent	Weak Acid Dissociable Cyanide by CFA	APHA 4500-CN CYANIDE (modified)

This analysis is carried out using procedures adapted from APHA Method 4500-CN I. "Weak Acid Dissociable Cyanide". Weak Acid Dissociable (WAD) cyanide is determined by in-line sample distillation with final determination by colourimetric analysis.

COD-T-WT	Water	Chemical Oxygen Demand	APHA 5220 D

This analysis is carried out using procedures adapted from APHA Method 5220 "Chemical Oxygen Demand (COD)". Chemical oxygen demand is determined using the closed reflux colourimetric method.

COLOUR-TB	Water	Colour, True	APHA 2120 C

True Colour in aqueous matrices is analyzed using colourimetric detection. This is determined by filtering a sample through a 0.45 micron membrane filter followed by analysis of the filtrate using a platinum-cobalt standard.

DO-CLIENT-TB	Water	Dissolved Oxygen, Client Supplied	Result supplied by Client
DOC-WT	Effluent	Dissolved Organic Carbon for MISA	APHA 5310 B-Instrumental
EC-MISA-TB	Effluent	Conductivity (EC)	APHA 2510 B-ELECTRODE

This analysis is carried out using procedures adapted from APHA Method 2510 "Conductivity". Conductivity is determined using a conductivity electrode.

ETL-NH3-UNION-CLI-WT	Water	Un-ionized ammonia	CALCULATION
F-IC-N-TB	Water	Fluoride in Water by IC	EPA 300.1 (mod)

Inorganic anions are analyzed by Ion Chromatography with conductivity and/or UV detection.

HARDNESS-CALC-TB	Effluent	Hardness (as CaCO3)	CALCULATION
HG-DIS-WT	Effluent	Mercury (Hg)-Dissolved for MISA	SW846 7470A
HG-TOT-WT	Effluent	Mercury (Hg)-Total for MISA	SW846 7470A
MET-D-MISA-TB	Effluent	Dissolved Metals in Water (MISA)	APHA 3030B/6020B (mod)

Water samples are filtered (0.45 um), preserved with nitric acid, and analyzed by CRC ICPMS.

Method Limitation (re: Sulfur): Sulfide and volatile sulfur species may not be recovered by this method.

MET-T-MISA-TB	Effluent	Total Metals in Water (MISA)	EPA 200.2/6020B (mod)

Water samples are digested with nitric and hydrochloric acids, and analyzed by CRC ICPMS.

Method Limitation (re: Sulfur): Sulfide and volatile sulfur species may not be recovered by this method.

NH3-F-WT	Effluent	Ammonia, Total as N	J. ENVIRON. MONIT., 2005, 7, 37-42, RSC

This analysis is carried out, on sulfuric acid preserved samples, using procedures modified from J. Environ. Monit., 2005, 7, 37 - 42, The Royal Society of Chemistry, "Flow-injection analysis with fluorescence detection for the determination of trace levels of ammonium in seawater", Roslyn J. Waston et al.

NO2-MISA-IC-TB	Effluent	Nitrite in Water by IC	EPA 300.1 (mod)

Anions in aqueous matrices are analyzed using ion chromatography with conductivity and/or UV absorbance detectors.

NO3-MISA-IC-TB	Effluent	Nitrate in Water by IC	EPA 300.1 (mod)

Anions in aqueous matrices are analyzed using ion chromatography with conductivity and/or UV absorbance detectors.

OGG-TOT-WT	Effluent	Oil and Grease, Total for MISA	APHA 5520 B-Hexane Gravimetric
PH,TEMP-CLIENT-WT	Water	pH & Temperature	Results supplied by client

Reference Information

PH-MISA-TB	Effluent	pH	APHA 4500-H-ELECTRODE

This analysis is carried out using procedures adapted from APHA Method 4500-H "pH Value". The pH is determined in the laboratory using a pH electrode

PO4-DO-COL-TB	Water	Dissolved Orthophosphate	APHA 4500-P B, F, G (modified)

Phosphorus in aqueous matrices is analyzed using discrete Analyzer with colourimetric detection.

RA226-MMER-BE	Water	Radium 226	Radium Isotopes by Alpha Spectrometry

Determination of Gamma Emitting Radionuclides In Water and Solids by Gamma Spectrometry.

SO4-MISA-IC-TB	Effluent	Sulfate in Water by IC	EPA 300.1 (mod)

Anions in aqueous matrices are analyzed using ion chromatography with conductivity and/or UV absorbance detectors.

TDS-MISA-TB	Effluent	Total Dissolved Solids	APHA 2540 C (modified)

Aqueous matrices are analyzed using gravimetry and evaporation

TKN-WT	Effluent	Total Kjeldahl Nitrogen for MISA	APHA 4500-N

TOC-WT	Water	Total Organic Carbon	APHA 5310B

Sample is injected into a heated reaction chamber which is packed with an oxidative catalyst. The water is vaporized and the organic cabon is oxidized to carbon dioxide. The carbon dioxide is transported in a carrier gas and is measured by a non-dispersive infrared detector.

TSS-MISA-TB	Effluent	Total Suspended Solids	APHA 2540 D (modified)

Aqueous matrices are analyzed using gravimetry

TURBIDITY-TB	Water	Turbidity	APHA 2130 B-Nephelometer

Aqueous matrices are analyzed using nephelometry with the light scatter measured at a 90” angle.

** ALS test methods may incorporate modifications from specified reference methods to improve performance.

The last two letters of the above test code(s) indicate the laboratory that performed analytical analysis for that test. Refer to the list below:

Laboratory Definition Code	Laboratory Location
TB	ALS ENVIRONMENTAL - THUNDER BAY, ONTARIO, CANADA
WT	ALS ENVIRONMENTAL - WATERLOO, ONTARIO, CANADA
BE	BECQUEREL LABORATORIES INC. - MISSISSAUGA, ONTARIO, CANADA

Chain of Custody Numbers:

GLOSSARY OF REPORT TERMS

Surrogates are compounds that are similar in behaviour to target analyte(s), but that do not normally occur in environmental samples. For applicable tests, surrogates are added to samples prior to analysis as a check on recovery. In reports that display the D.L. column, laboratory objectives for surrogates are listed there.
mg/kg - milligrams per kilogram based on dry weight of sample
mg/kg wwt - milligrams per kilogram based on wet weight of sample
mg/kg lwt - milligrams per kilogram based on lipid weight of sample
mg/L - unit of concentration based on volume, parts per million.
< - Less than.
D.L. - The reporting limit.
N/A - Result not available. Refer to qualifier code and definition for explanation.

Test results reported relate only to the samples as received by the laboratory.
UNLESS OTHERWISE STATED, ALL SAMPLES WERE RECEIVED IN ACCEPTABLE CONDITION.
Analytical results in unsigned test reports with the DRAFT watermark are subject to change, pending final QC review.

Quality Control Report

Workorder: L2548452 Report Date: 22-FEB-21

Client: New Gold Inc. Rainy River Project
24 Marr Rd
Barwick ON P0W 1A0

Contact: Amanda Jacobs

Test	Matrix	Reference	Result	Qualifier	Units	RPD	Limit	Analyzed
BOD-TB	**Water**							
Batch R5355527								
WG3473944-8 DUP		**L2548452-15**						
Biochemical Oxygen Demand		<2.0	<2.0	RPD-NA	mg/L	N/A	30	15-JAN-21
WG3473944-2 LCS								
Biochemical Oxygen Demand			85.7		%		85-115	15-JAN-21
WG3473944-6 LCS								
Biochemical Oxygen Demand			92.9		%		85-115	15-JAN-21
WG3473944-1 MB								
Biochemical Oxygen Demand			<2.0		mg/L		2	15-JAN-21
WG3473944-5 MB								
Biochemical Oxygen Demand			<2.0		mg/L		2	15-JAN-21
CL-L-IC-N-TB	**Water**							
Batch R5348719								
WG3474072-2 LCS								
Chloride (Cl)			102.6		%		90-110	15-JAN-21
WG3474072-1 MB								
Chloride (Cl)			<0.10		mg/L		0.1	15-JAN-21
Batch R5352920								
WG3474922-2 LCS								
Chloride (Cl)			90.8		%		90-110	18-JAN-21
WG3474922-1 MB								
Chloride (Cl)			<0.10		mg/L		0.1	18-JAN-21
COD-T-WT	**Water**							
Batch R5356023								
WG3476465-3 DUP		**L2548307-1**						
COD		13	15		mg/L	19	20	21-JAN-21
WG3476465-2 LCS								
COD			106.4		%		85-115	21-JAN-21
WG3476465-1 MB								
COD			<10		mg/L		10	21-JAN-21
WG3476465-4 MS		**L2548307-1**						
COD			107.1		%		75-125	21-JAN-21
COLOUR-TB	**Water**							
Batch R5348930								
WG3474065-2 LCS								
Color, True			99.8		%		85-115	15-JAN-21
WG3474065-1 MB								
Color, True			<2.0		CU		2	15-JAN-21

Quality Control Report

Workorder: L2548452 Report Date: 22-FEB-21

Client: New Gold Inc. Rainy River Project
24 Marr Rd
Barwick ON P0W 1A0
Contact: Amanda Jacobs

Test	Matrix	Reference	Result	Qualifier	Units	RPD	Limit	Analyzed
COLOUR-TB	**Water**							
Batch R5349016								
WG3474070-3 DUP		**L2548452-18**						
Color, True		<2.0	<2.0	RPD-NA	CU	N/A	20	15-JAN-21
WG3474070-2 LCS								
Color, True			102.4		%		85-115	15-JAN-21
WG3474070-1 MB								
Color, True			<2.0		CU		2	15-JAN-21
F-IC-N-TB	**Water**							
Batch R5348719								
WG3474072-2 LCS								
Fluoride (F)			104.5		%		90-110	15-JAN-21
WG3474072-1 MB								
Fluoride (F)			<0.020		mg/L		0.02	15-JAN-21
Batch R5352920								
WG3474922-2 LCS								
Fluoride (F)			90.7		%		90-110	18-JAN-21
WG3474922-1 MB								
Fluoride (F)			<0.020		mg/L		0.02	18-JAN-21
PO4-DO-COL-TB	**Water**							
Batch R5354626								
WG3474071-3 DUP		**L2548452-3**						
Orthophosphate-Dissolved (as P)		0.0387	0.0399		mg/L	3.0	20	19-JAN-21
WG3474071-2 LCS								
Orthophosphate-Dissolved (as P)			96.6		%		80-120	19-JAN-21
WG3474071-1 MB								
Orthophosphate-Dissolved (as P)			<0.0030		mg/L		0.003	19-JAN-21
WG3474071-4 MS		**L2548452-4**						
Orthophosphate-Dissolved (as P)			100.2		%		70-130	19-JAN-21
TOC-WT	**Water**							
Batch R5356402								
WG3476333-3 DUP		**L2548452-3**						
Total Organic Carbon		30.0	31.1		mg/L	3.3	20	21-JAN-21
WG3476333-2 LCS								
Total Organic Carbon			104.6		%		80-120	21-JAN-21
WG3476333-1 MB								
Total Organic Carbon			<0.50		mg/L		0.5	21-JAN-21
WG3476333-4 MS		**L2548452-3**						
Total Organic Carbon			N/A	MS-B	%		-	21-JAN-21

Quality Control Report

Client: New Gold Inc. Rainy River Project
24 Marr Rd
Barwick ON P0W 1A0
Contact: Amanda Jacobs

Test	Matrix	Reference	Result	Qualifier	Units	RPD	Limit	Analyzed
TURBIDITY-TB	**Water**							
Batch R5348956								
WG3474167-3 DUP		**L2548452-8**						
Turbidity		2.66	2.64		NTU	0.8	15	15-JAN-21
WG3474167-2 LCS								
Turbidity			102.5		%		85-115	15-JAN-21
WG3474167-1 MB								
Turbidity			<0.10		NTU		0.1	15-JAN-21
ACY-MISA-TB	**Effluent**							
Batch R5349476								
WG3474056-3 DUP		**L2548452-2**						
Acidity (as CaCO3)		12.2	9.6	J	mg/L	2.5	4	15-JAN-21
WG3474056-2 LCS								
Acidity (as CaCO3)			101.0		%		85-115	15-JAN-21
WG3474056-1 MB								
Acidity (as CaCO3)			1.6		mg/L		4	15-JAN-21
Batch R5356466								
WG3474913-3 DUP		**L2548452-18**						
Acidity (as CaCO3)		0.8	0.8	RPD-NA	mg/L	N/A	20	21-JAN-21
WG3474913-2 LCS								
Acidity (as CaCO3)			100.2		%		85-115	21-JAN-21
WG3474913-1 MB								
Acidity (as CaCO3)			2.0		mg/L		4	21-JAN-21
ALK-MISA-TB	**Effluent**							
Batch R5350766								
WG3474059-3 DUP		**L2548452-1**						
Alkalinity, Total (as CaCO3)		<0.2	<0.2	RPD-NA	mg/L	N/A	20	16-JAN-21
Alkalinity, Phenolphthalein		<0.2	<0.2	RPD-NA	mg/L	N/A	25	16-JAN-21
WG3474059-2 LCS								
Alkalinity, Total (as CaCO3)			103.7		%		85-115	16-JAN-21
WG3474059-1 MB								
Alkalinity, Total (as CaCO3)			<0.2		mg/L		2	16-JAN-21
Alkalinity, Phenolphthalein			<0.2		mg/L		2	16-JAN-21
CN-FREE-MISA-CFA-WT	**Effluent**							
Batch R5355857								
WG3476175-3 DUP		**L2548452-7**						
Cyanide, Free		0.0002	0.0002	RPD-NA	mg/L	N/A	20	20-JAN-21
WG3476175-2 LCS								
Cyanide, Free			104.1		%		80-120	20-JAN-21

Quality Control Report

Workorder: L2548452 Report Date: 22-FEB-21

Client: New Gold Inc. Rainy River Project
24 Marr Rd
Barwick ON P0W 1A0

Contact: Amanda Jacobs

Test	Matrix	Reference	Result	Qualifier	Units	RPD	Limit	Analyzed
CN-FREE-MISA-CFA-WT	**Effluent**							
Batch **R5355857**								
WG3476175-1 **MB**								
Cyanide, Free			0.0003		mg/L		0.002	20-JAN-21
WG3476175-4 **MS**		**L2548452-7**						
Cyanide, Free			104.6		%		75-125	20-JAN-21
CN-T-MISA-CFA-WT	**Effluent**							
Batch **R5355857**								
WG3476175-3 **DUP**		**L2548452-7**						
Cyanide, Total		0.0006	0.0004	RPD-NA	mg/L	N/A	20	20-JAN-21
WG3476175-2 **LCS**								
Cyanide, Total			99.6		%		80-120	20-JAN-21
WG3476175-1 **MB**								
Cyanide, Total			<0.0002		mg/L		0.002	20-JAN-21
WG3476175-4 **MS**		**L2548452-7**						
Cyanide, Total			98.8		%		75-125	20-JAN-21
CN-WAD-MISA-CFA-WT	**Effluent**							
Batch **R5355857**								
WG3476175-3 **DUP**		**L2548452-7**						
Cyanide, Weak Acid Diss		0.0005	0.0003	RPD-NA	mg/L	N/A	20	20-JAN-21
WG3476175-2 **LCS**								
Cyanide, Weak Acid Diss			105.7		%		80-120	20-JAN-21
WG3476175-1 **MB**								
Cyanide, Weak Acid Diss			<0.0001		mg/L		0.002	20-JAN-21
WG3476175-4 **MS**		**L2548452-7**						
Cyanide, Weak Acid Diss			105.4		%		75-125	20-JAN-21
DOC-WT	**Effluent**							
Batch **R5356403**								
WG3476267-3 **DUP**		**WG3476267-5**						
Dissolved Organic Carbon		6.58	6.48		mg/L	1.6	25	21-JAN-21
WG3476267-2 **LCS**								
Dissolved Organic Carbon			99.0		%		70-130	21-JAN-21
WG3476267-1 **MB**								
Dissolved Organic Carbon			<0.50		mg/L		0.5	21-JAN-21
Batch **R5356404**								
WG3476265-3 **DUP**		**WG3476265-5**						
Dissolved Organic Carbon		6.81	6.98		mg/L	2.5	25	21-JAN-21
WG3476265-2 **LCS**								
Dissolved Organic Carbon			109.2		%		70-130	21-JAN-21

Quality Control Report

Client: New Gold Inc. Rainy River Project
24 Marr Rd
Barwick ON P0W 1A0
Contact: Amanda Jacobs

Test	Matrix	Reference	Result	Qualifier	Units	RPD	Limit	Analyzed
DOC-WT	**Effluent**							
Batch R5356404								
WG3476265-1 MB								
Dissolved Organic Carbon			<0.50		mg/L		0.5	21-JAN-21
EC-MISA-TB	**Effluent**							
Batch R5349476								
WG3474056-3 DUP		**L2548452-2**						
Conductivity (EC)		165	164		uS/cm	0.5	10	15-JAN-21
WG3474056-2 LCS								
Conductivity (EC)			98.0		%		90-110	15-JAN-21
WG3474056-1 MB								
Conductivity (EC)			0.8		uS/cm		2	15-JAN-21
Batch R5350766								
WG3474059-2 LCS								
Conductivity (EC)			99.8		%		90-110	16-JAN-21
WG3474059-1 MB								
Conductivity (EC)			1.0		uS/cm		2	16-JAN-21
HG-DIS-WT	**Effluent**							
Batch R5356086								
WG3476625-3 DUP		**L2548452-1**						
Mercury (Hg)-Dissolved		<0.000005	<0.000005	RPD-NA	mg/L	N/A	20	21-JAN-21
WG3476625-2 LCS								
Mercury (Hg)-Dissolved			98.4		%		80-120	21-JAN-21
WG3476625-1 MB								
Mercury (Hg)-Dissolved			<0.000005		mg/L		0.00003	21-JAN-21
WG3476625-4 MS		**L2548452-2**						
Mercury (Hg)-Dissolved			95.5		%		70-130	21-JAN-21
HG-TOT-WT	**Effluent**							
Batch R5356081								
WG3476623-3 DUP		**L2548452-1**						
Mercury (Hg)-Total		<0.000005	<0.000005	RPD-NA	mg/L	N/A	20	21-JAN-21
WG3476623-2 LCS								
Mercury (Hg)-Total			99.0		%		80-120	21-JAN-21
WG3476623-1 MB								
Mercury (Hg)-Total			<0.000005		mg/L		0.00003	21-JAN-21
WG3476623-4 MS		**L2548452-2**						
Mercury (Hg)-Total			103.1		%		70-130	21-JAN-21
MET-D-MISA-TB	**Effluent**							

Quality Control Report

Client: New Gold Inc. Rainy River Project
24 Marr Rd
Barwick ON P0W 1A0
Contact: Amanda Jacobs

Test	Matrix	Reference	Result	Qualifier	Units	RPD	Limit	Analyzed
MET-D-MISA-TB	**Effluent**							
Batch R5354646								
WG3474920-3 DUP		**L2548452-15**						
Aluminum (Al)-Dissolved		0.0436	0.0432		mg/L	0.8	20	19-JAN-21
Antimony (Sb)-Dissolved		0.000135	0.000145	RPD-NA	mg/L	N/A	20	19-JAN-21
Arsenic (As)-Dissolved		0.00156	0.00152		mg/L	2.1	20	19-JAN-21
Barium (Ba)-Dissolved		0.0552	0.0553		mg/L	0.2	20	19-JAN-21
Beryllium (Be)-Dissolved		<0.000002	<0.000002	RPD-NA	mg/L	N/A	20	19-JAN-21
Bismuth (Bi)-Dissolved		<0.000002	<0.000002	RPD-NA	mg/L	N/A	20	19-JAN-21
Boron (B)-Dissolved		0.0430	0.0450	RPD-NA	mg/L	N/A	20	19-JAN-21
Cadmium (Cd)-Dissolved		0.0000040	0.0000030	RPD-NA	mg/L	N/A	20	19-JAN-21
Calcium (Ca)-Dissolved		91.8	93.1		mg/L	1.5	20	19-JAN-21
Cesium (Cs)-Dissolved		0.0000070	0.0000070	RPD-NA	mg/L	N/A	20	19-JAN-21
Chromium (Cr)-Dissolved		0.00012	0.00012	RPD-NA	mg/L	N/A	20	19-JAN-21
Cobalt (Co)-Dissolved		0.000376	0.000364	RPD-NA	mg/L	N/A	20	19-JAN-21
Copper (Cu)-Dissolved		0.00116	0.00118		mg/L	2.7	20	19-JAN-21
Iron (Fe)-Dissolved		0.462	0.471		mg/L	1.9	20	19-JAN-21
Lead (Pb)-Dissolved		0.00002	0.00002	RPD-NA	mg/L	N/A	20	19-JAN-21
Lithium (Li)-Dissolved		0.0232	0.0240	RPD-NA	mg/L	N/A	20	19-JAN-21
Magnesium (Mg)-Dissolved		45.9	44.7		mg/L	2.6	20	19-JAN-21
Manganese (Mn)-Dissolved		0.458	0.447		mg/L	2.3	20	19-JAN-21
Molybdenum (Mo)-Dissolved		0.00164	0.00170		mg/L	3.3	20	19-JAN-21
Nickel (Ni)-Dissolved		0.00126	0.00128	RPD-NA	mg/L	N/A	20	19-JAN-21
Phosphorus (P)-Dissolved		0.015	0.015	RPD-NA	mg/L	N/A	20	19-JAN-21
Potassium (K)-Dissolved		2.69	2.71		mg/L	0.6	20	19-JAN-21
Rubidium (Rb)-Dissolved		0.00144	0.00152		mg/L	5.2	20	19-JAN-21
Selenium (Se)-Dissolved		0.000190	0.000185		mg/L	4.3	20	19-JAN-21
Silicon (Si)-Dissolved		7.86	7.93		mg/L	0.9	20	19-JAN-21
Silver (Ag)-Dissolved		0.0000010	0.0000010	RPD-NA	mg/L	N/A	20	19-JAN-21
Sodium (Na)-Dissolved		11.5	11.3		mg/L	2.0	20	19-JAN-21
Strontium (Sr)-Dissolved		0.289	0.301		mg/L	4.0	20	19-JAN-21
Sulfur (S)-Dissolved		9.6	9.8		mg/L	3.1	20	19-JAN-21
Tellurium (Te)-Dissolved		<0.00001	<0.00001	RPD-NA	mg/L	N/A	20	19-JAN-21
Thallium (Tl)-Dissolved		<0.000002	<0.000002	RPD-NA	mg/L	N/A	20	19-JAN-21
Thorium (Th)-Dissolved		0.00001	0.00001	RPD-NA	mg/L	N/A	20	19-JAN-21
Tin (Sn)-Dissolved		<0.000005	<0.000005		mg/L			19-JAN-21

Quality Control Report

Client: New Gold Inc. Rainy River Project
24 Marr Rd
Barwick ON P0W 1A0
Contact: Amanda Jacobs

Test	Matrix	Reference	Result	Qualifier	Units	RPD	Limit	Analyzed
MET-D-MISA-TB	**Effluent**							
Batch R5354646								
WG3474920-3 DUP		**L2548452-15**						
Tin (Sn)-Dissolved		<0.000005	<0.000005	RPD-NA	mg/L	N/A	20	19-JAN-21
Titanium (Ti)-Dissolved		0.00204	0.00188	RPD-NA	mg/L	N/A	20	19-JAN-21
Tungsten (W)-Dissolved		<0.000002	<0.000002	RPD-NA	mg/L	N/A	20	19-JAN-21
Uranium (U)-Dissolved		0.00346	0.00350	RPD-NA	mg/L	N/A	20	19-JAN-21
Vanadium (V)-Dissolved		0.00042	0.00042	RPD-NA	mg/L	N/A	20	19-JAN-21
Zinc (Zn)-Dissolved		0.0252	0.0254		mg/L	0.5	20	19-JAN-21
Zirconium (Zr)-Dissolved		0.000296	0.000316	RPD-NA	mg/L	N/A	20	19-JAN-21
WG3474920-2 LCS								
Aluminum (Al)-Dissolved			99.1		%		80-120	19-JAN-21
Antimony (Sb)-Dissolved			99.6		%		80-120	19-JAN-21
Arsenic (As)-Dissolved			100.2		%		80-120	19-JAN-21
Barium (Ba)-Dissolved			103.4		%		80-120	19-JAN-21
Beryllium (Be)-Dissolved			90.6		%		80-120	19-JAN-21
Bismuth (Bi)-Dissolved			97.3		%		80-120	19-JAN-21
Boron (B)-Dissolved			97.6		%		80-120	19-JAN-21
Cadmium (Cd)-Dissolved			96.2		%		80-120	19-JAN-21
Calcium (Ca)-Dissolved			97.2		%		80-120	19-JAN-21
Cesium (Cs)-Dissolved			99.6		%		80-120	19-JAN-21
Chromium (Cr)-Dissolved			96.7		%		80-120	19-JAN-21
Cobalt (Co)-Dissolved			98.5		%		80-120	19-JAN-21
Copper (Cu)-Dissolved			97.7		%		80-120	19-JAN-21
Iron (Fe)-Dissolved			103.5		%		80-120	19-JAN-21
Lead (Pb)-Dissolved			95.8		%		80-120	19-JAN-21
Lithium (Li)-Dissolved			87.8		%		80-120	19-JAN-21
Magnesium (Mg)-Dissolved			99.6		%		80-120	19-JAN-21
Manganese (Mn)-Dissolved			96.7		%		80-120	19-JAN-21
Molybdenum (Mo)-Dissolved			101.8		%		80-120	19-JAN-21
Nickel (Ni)-Dissolved			97.2		%		80-120	19-JAN-21
Phosphorus (P)-Dissolved			100.9		%		70-130	19-JAN-21
Potassium (K)-Dissolved			98.8		%		80-120	19-JAN-21
Rubidium (Rb)-Dissolved			101.3		%		80-120	19-JAN-21
Selenium (Se)-Dissolved			102.3		%		80-120	19-JAN-21
Silicon (Si)-Dissolved			96.6		%		60-140	19-JAN-21

Quality Control Report

Client: New Gold Inc. Rainy River Project
24 Marr Rd
Barwick ON P0W 1A0
Contact: Amanda Jacobs

Test	Matrix	Reference	Result	Qualifier	Units	RPD	Limit	Analyzed
MET-D-MISA-TB	**Effluent**							
Batch R5354646								
WG3474920-2 LCS								
Silver (Ag)-Dissolved			98.5		%		80-120	19-JAN-21
Sodium (Na)-Dissolved			96.4		%		80-120	19-JAN-21
Strontium (Sr)-Dissolved			99.2		%		80-120	19-JAN-21
Sulfur (S)-Dissolved			90.8		%		80-120	19-JAN-21
Tellurium (Te)-Dissolved			102.5		%		80-120	19-JAN-21
Thallium (Tl)-Dissolved			99.5		%		80-120	19-JAN-21
Thorium (Th)-Dissolved			98.9		%		80-120	19-JAN-21
Tin (Sn)-Dissolved			100.1		%		80-120	19-JAN-21
Titanium (Ti)-Dissolved			96.9		%		80-120	19-JAN-21
Tungsten (W)-Dissolved			104.0		%		80-120	19-JAN-21
Uranium (U)-Dissolved			98.8		%		80-120	19-JAN-21
Vanadium (V)-Dissolved			99.6		%		80-120	19-JAN-21
Zinc (Zn)-Dissolved			96.7		%		80-120	19-JAN-21
Zirconium (Zr)-Dissolved			98.6		%		80-120	19-JAN-21
WG3474920-1 MB								
Aluminum (Al)-Dissolved			0.0008		mg/L		0.005	19-JAN-21
Antimony (Sb)-Dissolved			<0.000005		mg/L		0.0006	19-JAN-21
Arsenic (As)-Dissolved			<0.0000002		mg/L		0.001	19-JAN-21
Barium (Ba)-Dissolved			<0.000005		mg/L		0.01	19-JAN-21
Beryllium (Be)-Dissolved			<0.000002		mg/L		0.001	19-JAN-21
Bismuth (Bi)-Dissolved			0.000004		mg/L		0.001	19-JAN-21
Boron (B)-Dissolved			0.0005		mg/L		0.05	19-JAN-21
Cadmium (Cd)-Dissolved			<0.0000005		mg/L		0.000017	19-JAN-21
Calcium (Ca)-Dissolved			<0.002		mg/L		0.2	19-JAN-21
Cesium (Cs)-Dissolved			<0.0000005		mg/L		0.00001	19-JAN-21
Chromium (Cr)-Dissolved			<0.00001		mg/L		0.001	19-JAN-21
Cobalt (Co)-Dissolved			<0.000002		mg/L		0.0005	19-JAN-21
Copper (Cu)-Dissolved			<0.00002		mg/L		0.001	19-JAN-21
Iron (Fe)-Dissolved			<0.0005		mg/L		0.02	19-JAN-21
Lead (Pb)-Dissolved			0.00001		mg/L		0.00005	19-JAN-21
Lithium (Li)-Dissolved			<0.0002		mg/L		0.05	19-JAN-21
Magnesium (Mg)-Dissolved			<0.0005		mg/L		0.02	19-JAN-21
Manganese (Mn)-Dissolved			0.00002		mg/L		0.001	19-JAN-21
Molybdenum (Mo)-Dissolved			0.000008		mg/L		0.001	19-JAN-21

Quality Control Report

Client: New Gold Inc. Rainy River Project
24 Marr Rd
Barwick ON P0W 1A0
Contact: Amanda Jacobs

Test	Matrix	Reference	Result	Qualifier	Units	RPD	Limit	Analyzed
MET-D-MISA-TB	**Effluent**							
Batch R5354646								
WG3474920-1 MB								
Nickel (Ni)-Dissolved			<0.00002		mg/L		0.002	19-JAN-21
Phosphorus (P)-Dissolved			<0.005		mg/L		0.05	19-JAN-21
Potassium (K)-Dissolved			<0.01		mg/L		0.5	19-JAN-21
Rubidium (Rb)-Dissolved			<0.000002		mg/L		0.0002	19-JAN-21
Selenium (Se)-Dissolved			<0.000005		mg/L		0.00005	19-JAN-21
Silicon (Si)-Dissolved			<0.005		mg/L		0.05	19-JAN-21
Silver (Ag)-Dissolved			<0.0000005		mg/L		0.0001	19-JAN-21
Sodium (Na)-Dissolved			<0.005		mg/L		0.1	19-JAN-21
Strontium (Sr)-Dissolved			<0.00002		mg/L		0.001	19-JAN-21
Sulfur (S)-Dissolved			<0.2		mg/L		0.5	19-JAN-21
Tellurium (Te)-Dissolved			<0.00001		mg/L		0.001	19-JAN-21
Thallium (Tl)-Dissolved			<0.000002		mg/L		0.0003	19-JAN-21
Thorium (Th)-Dissolved			<0.00001		mg/L		0.0001	19-JAN-21
Tin (Sn)-Dissolved			0.000010		mg/L		0.001	19-JAN-21
Titanium (Ti)-Dissolved			0.00002		mg/L		0.002	19-JAN-21
Tungsten (W)-Dissolved			0.000006		mg/L		0.01	19-JAN-21
Uranium (U)-Dissolved			<0.0000005		mg/L		0.005	19-JAN-21
Vanadium (V)-Dissolved			<0.00002		mg/L		0.001	19-JAN-21
Zinc (Zn)-Dissolved			0.0008		mg/L		0.003	19-JAN-21
Zirconium (Zr)-Dissolved			<0.000002		mg/L		0.001	19-JAN-21
WG3474920-4 MS		**L2548452-16**						
Aluminum (Al)-Dissolved			121.1		%		70-130	19-JAN-21
Antimony (Sb)-Dissolved			106.2		%		70-130	19-JAN-21
Arsenic (As)-Dissolved			110.3		%		70-130	19-JAN-21
Barium (Ba)-Dissolved			N/A	MS-B	%		-	19-JAN-21
Beryllium (Be)-Dissolved			104.1		%		70-130	19-JAN-21
Bismuth (Bi)-Dissolved			70.7		%		70-130	19-JAN-21
Boron (B)-Dissolved			113.5		%		70-130	19-JAN-21
Cadmium (Cd)-Dissolved			104.2		%		70-130	19-JAN-21
Calcium (Ca)-Dissolved			N/A	MS-B	%		-	19-JAN-21
Cesium (Cs)-Dissolved			105.0		%		70-130	19-JAN-21
Chromium (Cr)-Dissolved			101.0		%		70-130	19-JAN-21
Cobalt (Co)-Dissolved			99.8		%		70-130	19-JAN-21
Copper (Cu)-Dissolved			101.3		%		70-130	19-JAN-21

Quality Control Report

Client: New Gold Inc. Rainy River Project
24 Marr Rd
Barwick ON P0W 1A0
Contact: Amanda Jacobs

Test	Matrix	Reference	Result	Qualifier	Units	RPD	Limit	Analyzed
MET-D-MISA-TB	**Effluent**							
Batch R5354646								
WG3474920-4 MS		**L2548452-16**						
Iron (Fe)-Dissolved			N/A	MS-B	%		-	19-JAN-21
Lead (Pb)-Dissolved			85.2		%		70-130	19-JAN-21
Lithium (Li)-Dissolved			97.3		%		70-130	19-JAN-21
Magnesium (Mg)-Dissolved			N/A	MS-B	%		-	19-JAN-21
Manganese (Mn)-Dissolved			N/A	MS-B	%		-	19-JAN-21
Nickel (Ni)-Dissolved			99.97		%		70-130	19-JAN-21
Phosphorus (P)-Dissolved			111.0		%		70-130	19-JAN-21
Potassium (K)-Dissolved			98.9		%		70-130	19-JAN-21
Rubidium (Rb)-Dissolved			105.2		%		70-130	19-JAN-21
Selenium (Se)-Dissolved			119.9		%		70-130	19-JAN-21
Silicon (Si)-Dissolved			80.6		%		70-130	19-JAN-21
Silver (Ag)-Dissolved			92.9		%		70-130	19-JAN-21
Sodium (Na)-Dissolved			N/A	MS-B	%		-	19-JAN-21
Strontium (Sr)-Dissolved			N/A	MS-B	%		-	19-JAN-21
Sulfur (S)-Dissolved			102.4		%		70-130	19-JAN-21
Tellurium (Te)-Dissolved			85.5		%		70-130	19-JAN-21
Thallium (Tl)-Dissolved			83.9		%		70-130	19-JAN-21
Thorium (Th)-Dissolved			103.3		%		70-130	19-JAN-21
Tin (Sn)-Dissolved			104.4		%		70-130	19-JAN-21
Titanium (Ti)-Dissolved			107.1		%		70-130	19-JAN-21
Tungsten (W)-Dissolved			91.3		%		70-130	19-JAN-21
Uranium (U)-Dissolved			103.7		%		70-130	19-JAN-21
Vanadium (V)-Dissolved			103.3		%		70-130	19-JAN-21
Zinc (Zn)-Dissolved			102.7		%		70-130	19-JAN-21
Zirconium (Zr)-Dissolved			106.3		%		70-130	19-JAN-21
MET-T-MISA-TB	**Effluent**							
Batch R5356465								
WG3474918-3 DUP		**L2548452-16**						
Aluminum (Al)-Total		0.147	0.145		mg/L	1.1	20	21-JAN-21
Antimony (Sb)-Total		0.000070	0.000070	RPD-NA	mg/L	N/A	20	21-JAN-21
Arsenic (As)-Total		0.00175	0.00171		mg/L	2.7	20	21-JAN-21
Barium (Ba)-Total		0.0372	0.0362		mg/L	2.7	20	21-JAN-21
Beryllium (Be)-Total		0.0000151	0.0000104	RPD-NA	mg/L	N/A	20	21-JAN-21

Quality Control Report

Client: New Gold Inc. Rainy River Project
24 Marr Rd
Barwick ON P0W 1A0
Contact: Amanda Jacobs

Test	Matrix	Reference	Result	Qualifier	Units	RPD	Limit	Analyzed
MET-T-MISA-TB	**Effluent**							
Batch R5356465								
WG3474918-3 DUP		**L2548452-16**						
Bismuth (Bi)-Total		<0.00001	<0.00001	RPD-NA	mg/L	N/A	20	21-JAN-21
Boron (B)-Total		0.0155	0.0145	RPD-NA	mg/L	N/A	20	21-JAN-21
Cadmium (Cd)-Total		0.000013	0.000011	RPD-NA	mg/L	N/A	20	21-JAN-21
Calcium (Ca)-Total		62.7	60.4		mg/L	3.8	20	21-JAN-21
Cesium (Cs)-Total		0.0000160	0.0000190		mg/L	18	20	21-JAN-21
Chromium (Cr)-Total		0.00062	0.00060	RPD-NA	mg/L	N/A	20	21-JAN-21
Cobalt (Co)-Total		0.00198	0.00202		mg/L	2.0	20	21-JAN-21
Copper (Cu)-Total		0.00056	0.00060	RPD-NA	mg/L	N/A	20	21-JAN-21
Iron (Fe)-Total		3.07	3.04		mg/L	1.0	20	21-JAN-21
Lead (Pb)-Total		0.00016	0.00016		mg/L	4.5	20	21-JAN-21
Lithium (Li)-Total		0.0084	0.0080	RPD-NA	mg/L	N/A	20	21-JAN-21
Magnesium (Mg)-Total		26.2	26.1		mg/L	0.4	20	21-JAN-21
Manganese (Mn)-Total		2.59	2.58		mg/L	0.3	20	21-JAN-21
Molybdenum (Mo)-Total		0.000245	0.000235	RPD-NA	mg/L	N/A	20	21-JAN-21
Nickel (Ni)-Total		0.00202	0.00200		mg/L	0.2	20	21-JAN-21
Phosphorus (P)-Total		0.260	0.255		mg/L	1.1	20	21-JAN-21
Potassium (K)-Total		2.70	2.65		mg/L	1.8	20	21-JAN-21
Rubidium (Rb)-Total		0.00196	0.00193		mg/L	1.1	20	21-JAN-21
Selenium (Se)-Total		0.000195	0.000145	J	mg/L	0.000048	0.0001	21-JAN-21
Silicon (Si)-Total		8.06	7.92		mg/L	1.7	20	21-JAN-21
Silver (Ag)-Total		0.000001	0.000001	RPD-NA	mg/L	N/A	20	21-JAN-21
Sodium (Na)-Total		14.2	13.9		mg/L	2.4	20	21-JAN-21
Strontium (Sr)-Total		0.171	0.164		mg/L	4.3	20	21-JAN-21
Sulfur (S)-Total		5.0	4.8		mg/L	4.2	20	21-JAN-21
Tellurium (Te)-Total		<0.00002	<0.00002	RPD-NA	mg/L	N/A	20	21-JAN-21
Thallium (Tl)-Total		<0.000005	<0.000005	RPD-NA	mg/L	N/A	20	21-JAN-21
Thorium (Th)-Total		0.00006	0.00005	RPD-NA	mg/L	N/A	20	21-JAN-21
Tin (Sn)-Total		0.00005	0.00005	RPD-NA	mg/L	N/A	20	21-JAN-21
Titanium (Ti)-Total		0.00467	0.00492		mg/L	5.1	20	21-JAN-21
Tungsten (W)-Total		<0.00001	<0.00001	RPD-NA	mg/L	N/A	20	21-JAN-21
Uranium (U)-Total		0.000632	0.000615	RPD-NA	mg/L	N/A	20	21-JAN-21
Vanadium (V)-Total		0.00090	0.00090	RPD-NA	mg/L	N/A	20	21-JAN-21
Zinc (Zn)-Total		0.0135	0.0135		mg/L			21-JAN-21

Quality Control Report

Client: New Gold Inc. Rainy River Project
24 Marr Rd
Barwick ON P0W 1A0
Contact: Amanda Jacobs

Test	Matrix	Reference	Result	Qualifier	Units	RPD	Limit	Analyzed
MET-T-MISA-TB	**Effluent**							
Batch R5356465								
WG3474918-3 DUP		**L2548452-16**						
Zinc (Zn)-Total		0.0135	0.0135		mg/L	0.1	20	21-JAN-21
Zirconium (Zr)-Total		0.000406	0.000378	RPD-NA	mg/L	N/A	20	21-JAN-21
WG3474918-2 LCS								
Aluminum (Al)-Total			103.2		%		80-120	21-JAN-21
Antimony (Sb)-Total			103.4		%		80-120	21-JAN-21
Arsenic (As)-Total			106.5		%		80-120	21-JAN-21
Barium (Ba)-Total			101.0		%		80-120	21-JAN-21
Beryllium (Be)-Total			92.5		%		80-120	21-JAN-21
Bismuth (Bi)-Total			97.2		%		80-120	21-JAN-21
Boron (B)-Total			94.0		%		80-120	21-JAN-21
Cadmium (Cd)-Total			104.0		%		80-120	21-JAN-21
Calcium (Ca)-Total			97.8		%		80-120	21-JAN-21
Cesium (Cs)-Total			99.3		%		80-120	21-JAN-21
Chromium (Cr)-Total			105.7		%		80-120	21-JAN-21
Cobalt (Co)-Total			102.8		%		80-120	21-JAN-21
Copper (Cu)-Total			103.7		%		80-120	21-JAN-21
Iron (Fe)-Total			108.5		%		80-120	21-JAN-21
Lead (Pb)-Total			96.8		%		80-120	21-JAN-21
Lithium (Li)-Total			89.0		%		80-120	21-JAN-21
Magnesium (Mg)-Total			108.9		%		80-120	21-JAN-21
Manganese (Mn)-Total			96.2		%		80-120	21-JAN-21
Molybdenum (Mo)-Total			101.4		%		80-120	21-JAN-21
Nickel (Ni)-Total			103.8		%		80-120	21-JAN-21
Phosphorus (P)-Total			110.6		%		80-120	21-JAN-21
Potassium (K)-Total			106.7		%		80-120	21-JAN-21
Rubidium (Rb)-Total			107.7		%		80-120	21-JAN-21
Selenium (Se)-Total			105.9		%		80-120	21-JAN-21
Silicon (Si)-Total			106.0		%		80-120	21-JAN-21
Silver (Ag)-Total			101.6		%		80-120	21-JAN-21
Sodium (Na)-Total			104.6		%		80-120	21-JAN-21
Strontium (Sr)-Total			101.8		%		80-120	21-JAN-21
Sulfur (S)-Total			103.3		%		80-120	21-JAN-21
Tellurium (Te)-Total			108.5		%		80-120	21-JAN-21
Thallium (Tl)-Total			97.6		%		80-120	21-JAN-21

Quality Control Report

Client: New Gold Inc. Rainy River Project
24 Marr Rd
Barwick ON P0W 1A0
Contact: Amanda Jacobs

Test	Matrix	Reference	Result	Qualifier	Units	RPD	Limit	Analyzed
MET-T-MISA-TB	**Effluent**							
Batch R5356465								
WG3474918-2 LCS								
Thorium (Th)-Total			97.8		%		80-120	21-JAN-21
Tin (Sn)-Total			101.1		%		80-120	21-JAN-21
Titanium (Ti)-Total			101.2		%		80-120	21-JAN-21
Tungsten (W)-Total			99.3		%		80-120	21-JAN-21
Uranium (U)-Total			97.9		%		80-120	21-JAN-21
Vanadium (V)-Total			105.0		%		80-120	21-JAN-21
Zinc (Zn)-Total			99.4		%		80-120	21-JAN-21
Zirconium (Zr)-Total			99.6		%		80-120	21-JAN-21
WG3474918-1 MB								
Aluminum (Al)-Total			0.0008		mg/L		0.005	21-JAN-21
Antimony (Sb)-Total			0.000010		mg/L		0.0006	21-JAN-21
Arsenic (As)-Total			0.00001		mg/L		0.001	21-JAN-21
Barium (Ba)-Total			<0.00001		mg/L		0.01	21-JAN-21
Beryllium (Be)-Total			<0.0000001		mg/L		0.001	21-JAN-21
Bismuth (Bi)-Total			<0.00001		mg/L		0.001	21-JAN-21
Boron (B)-Total			0.0010		mg/L		0.05	21-JAN-21
Cadmium (Cd)-Total			<0.000001		mg/L		0.000017	21-JAN-21
Calcium (Ca)-Total			0.006		mg/L		0.2	21-JAN-21
Cesium (Cs)-Total			<0.0000005		mg/L		0.00001	21-JAN-21
Chromium (Cr)-Total			<0.00002		mg/L		0.001	21-JAN-21
Cobalt (Co)-Total			<0.000005		mg/L		0.0005	21-JAN-21
Copper (Cu)-Total			<0.00002		mg/L		0.001	21-JAN-21
Iron (Fe)-Total			<0.0005		mg/L		0.02	21-JAN-21
Lead (Pb)-Total			<0.00001		mg/L		0.00005	21-JAN-21
Lithium (Li)-Total			<0.0002		mg/L		0.05	21-JAN-21
Magnesium (Mg)-Total			<0.0002		mg/L		0.02	21-JAN-21
Manganese (Mn)-Total			<0.0002		mg/L		0.001	21-JAN-21
Molybdenum (Mo)-Total			<0.000005		mg/L		0.001	21-JAN-21
Nickel (Ni)-Total			<0.00002		mg/L		0.002	21-JAN-21
Phosphorus (P)-Total			<0.005		mg/L		0.05	21-JAN-21
Potassium (K)-Total			<0.01		mg/L		0.5	21-JAN-21
Rubidium (Rb)-Total			<0.000002		mg/L		0.0002	21-JAN-21
Selenium (Se)-Total			<0.000005		mg/L		0.00005	21-JAN-21
Silicon (Si)-Total			0.030		mg/L		0.1	21-JAN-21

Quality Control Report

Client: New Gold Inc. Rainy River Project
24 Marr Rd
Barwick ON P0W 1A0
Contact: Amanda Jacobs

Test	Matrix	Reference	Result	Qualifier	Units	RPD	Limit	Analyzed
MET-T-MISA-TB	**Effluent**							
Batch R5356465								
WG3474918-1 MB								
Silver (Ag)-Total			<0.000001		mg/L		0.0001	21-JAN-21
Sodium (Na)-Total			<0.005		mg/L		0.1	21-JAN-21
Strontium (Sr)-Total			<0.000005		mg/L		0.001	21-JAN-21
Sulfur (S)-Total			<0.2		mg/L		0.5	21-JAN-21
Tellurium (Te)-Total			<0.00002		mg/L		0.001	21-JAN-21
Thallium (Tl)-Total			<0.000005		mg/L		0.0003	21-JAN-21
Thorium (Th)-Total			<0.00001		mg/L		0.0001	21-JAN-21
Tin (Sn)-Total			0.00003		mg/L		0.001	21-JAN-21
Titanium (Ti)-Total			<0.00001		mg/L		0.002	21-JAN-21
Tungsten (W)-Total			<0.00001		mg/L		0.01	21-JAN-21
Uranium (U)-Total			<0.0000005		mg/L		0.005	21-JAN-21
Vanadium (V)-Total			0.00005		mg/L		0.001	21-JAN-21
Zinc (Zn)-Total			<0.0005		mg/L		0.003	21-JAN-21
Zirconium (Zr)-Total			<0.000002		mg/L		0.001	21-JAN-21
WG3474918-4 MS		**L2548452-17**						
Antimony (Sb)-Total			108.7		%		70-130	21-JAN-21
Arsenic (As)-Total			106.0		%		70-130	21-JAN-21
Barium (Ba)-Total			N/A	MS-B	%		-	21-JAN-21
Beryllium (Be)-Total			96.9		%		70-130	21-JAN-21
Bismuth (Bi)-Total			101.0		%		70-130	21-JAN-21
Boron (B)-Total			99.5		%		70-130	21-JAN-21
Cadmium (Cd)-Total			105.3		%		70-130	21-JAN-21
Calcium (Ca)-Total			N/A	MS-B	%		-	21-JAN-21
Cesium (Cs)-Total			107.6		%		70-130	21-JAN-21
Chromium (Cr)-Total			104.9		%		70-130	21-JAN-21
Cobalt (Co)-Total			102.2		%		70-130	21-JAN-21
Copper (Cu)-Total			103.3		%		70-130	21-JAN-21
Iron (Fe)-Total			113.7		%		70-130	21-JAN-21
Lead (Pb)-Total			99.3		%		70-130	21-JAN-21
Lithium (Li)-Total			93.5		%		70-130	21-JAN-21
Magnesium (Mg)-Total			N/A	MS-B	%		-	21-JAN-21
Manganese (Mn)-Total			N/A	MS-B	%		-	21-JAN-21
Molybdenum (Mo)-Total			107.0		%		70-130	21-JAN-21
Nickel (Ni)-Total			100.5		%		70-130	21-JAN-21

Quality Control Report

Client: New Gold Inc. Rainy River Project
24 Marr Rd
Barwick ON P0W 1A0
Contact: Amanda Jacobs

Test	Matrix	Reference	Result	Qualifier	Units	RPD	Limit	Analyzed
MET-T-MISA-TB	**Effluent**							
Batch R5356465								
WG3474918-4 MS		**L2548452-17**						
Phosphorus (P)-Total			112.7		%		70-130	21-JAN-21
Potassium (K)-Total			107.1		%		70-130	21-JAN-21
Rubidium (Rb)-Total			103.3		%		70-130	21-JAN-21
Selenium (Se)-Total			104.9		%		70-130	21-JAN-21
Silicon (Si)-Total			90.6		%		70-130	21-JAN-21
Silver (Ag)-Total			104.9		%		70-130	21-JAN-21
Sodium (Na)-Total			N/A	MS-B	%		-	21-JAN-21
Strontium (Sr)-Total			N/A	MS-B	%		-	21-JAN-21
Sulfur (S)-Total			102.4		%		70-130	21-JAN-21
Tellurium (Te)-Total			103.9		%		70-130	21-JAN-21
Thallium (Tl)-Total			100.3		%		70-130	21-JAN-21
Thorium (Th)-Total			104.7		%		70-130	21-JAN-21
Tin (Sn)-Total			104.9		%		70-130	21-JAN-21
Titanium (Ti)-Total			106.1		%		70-130	21-JAN-21
Tungsten (W)-Total			104.4		%		70-130	21-JAN-21
Uranium (U)-Total			102.9		%		70-130	21-JAN-21
Vanadium (V)-Total			104.3		%		70-130	21-JAN-21
Zinc (Zn)-Total			96.3		%		70-130	21-JAN-21
Zirconium (Zr)-Total			106.6		%		70-130	21-JAN-21
NH3-F-WT	**Effluent**							
Batch R5356040								
WG3476291-3 DUP		**WG3476291-5**						
Ammonia, Total (as N)		0.122	0.122		mg/L	0.8	25	21-JAN-21
WG3476331-3 DUP		**L2548452-10**						
Ammonia, Total (as N)		0.404	0.434		mg/L	7.2	25	21-JAN-21
WG3476291-2 LCS								
Ammonia, Total (as N)			97.5		%		70-130	21-JAN-21
WG3476331-2 LCS								
Ammonia, Total (as N)			104.9		%		70-130	21-JAN-21
WG3476291-1 MB								
Ammonia, Total (as N)			<0.002		mg/L		0.02	21-JAN-21
WG3476331-1 MB								
Ammonia, Total (as N)			<0.002		mg/L		0.02	21-JAN-21
WG3476291-4 MS		**WG3476291-5**						
Ammonia, Total (as N)			N/A	MS-B	%		-	21-JAN-21

Quality Control Report

Workorder: L2548452 Report Date: 22-FEB-21

Client: New Gold Inc. Rainy River Project
24 Marr Rd
Barwick ON P0W 1A0
Contact: Amanda Jacobs

Test	Matrix	Reference	Result	Qualifier	Units	RPD	Limit	Analyzed
NH3-F-WT	**Effluent**							
Batch R5356040								
WG3476331-4 MS		**L2548452-10**						
Ammonia, Total (as N)			N/A	MS-B	%		-	21-JAN-21
NO2-MISA-IC-TB	**Effluent**							
Batch R5348719								
WG3474072-2 LCS								
Nitrite (as N)			107.3		%		90-110	15-JAN-21
WG3474072-1 MB								
Nitrite (as N)			<0.001		mg/L		0.01	15-JAN-21
Batch R5352920								
WG3474922-2 LCS								
Nitrite (as N)			90.7		%		90-110	18-JAN-21
WG3474922-1 MB								
Nitrite (as N)			<0.001		mg/L		0.01	18-JAN-21
NO3-MISA-IC-TB	**Effluent**							
Batch R5348719								
WG3474072-2 LCS								
Nitrate (as N)			105.9		%		90-110	15-JAN-21
WG3474072-1 MB								
Nitrate (as N)			<0.002		mg/L		0.02	15-JAN-21
Batch R5352920								
WG3474922-2 LCS								
Nitrate (as N)			95.5		%		90-110	18-JAN-21
WG3474922-1 MB								
Nitrate (as N)			<0.002		mg/L		0.02	18-JAN-21
OGG-TOT-WT	**Effluent**							
Batch R5355771								
WG3476127-2 LCS								
Oil and Grease, Total			95.4		%		50-150	20-JAN-21
WG3476127-1 MB								
Oil and Grease, Total			0.8		mg/L		1	20-JAN-21
PH-MISA-TB	**Effluent**							
Batch R5349476								
WG3474056-3 DUP		**L2548452-2**						
pH		7.13	7.22	J	pH	0.09	0.2	15-JAN-21
WG3474056-2 LCS								
pH			7.02		pH		6.9-7.1	15-JAN-21

Quality Control Report

Client: New Gold Inc. Rainy River Project
24 Marr Rd
Barwick ON P0W 1A0
Contact: Amanda Jacobs

Test	Matrix	Reference	Result	Qualifier	Units	RPD	Limit	Analyzed
PH-MISA-TB	**Effluent**							
Batch R5350766								
WG3474059-2 LCS								
pH			7.00		pH		6.9-7.1	16-JAN-21
SO4-MISA-IC-TB	**Effluent**							
Batch R5348719								
WG3474072-2 LCS								
Sulfate (SO4)			104.4		%		90-110	15-JAN-21
WG3474072-1 MB								
Sulfate (SO4)			<0.05		mg/L		0.3	15-JAN-21
Batch R5352920								
WG3474922-2 LCS								
Sulfate (SO4)			90.1		%		90-110	18-JAN-21
WG3474922-1 MB								
Sulfate (SO4)			<0.05		mg/L		0.3	18-JAN-21
TDS-MISA-TB	**Effluent**							
Batch R5354982								
WG3475292-3 DUP		**L2548234-4**						
Total Dissolved Solids		2020	1830		mg/L	9.6	20	19-JAN-21
WG3475292-2 LCS								
Total Dissolved Solids			97.3		%		85-115	19-JAN-21
WG3475292-1 MB								
Total Dissolved Solids			<2		mg/L		10	19-JAN-21
Batch R5355142								
WG3475353-3 DUP		**L2548462-1**						
Total Dissolved Solids		1110	1200		mg/L	7.8	20	19-JAN-21
WG3475353-2 LCS								
Total Dissolved Solids			101.1		%		85-115	19-JAN-21
WG3475353-1 MB								
Total Dissolved Solids			6		mg/L		10	19-JAN-21
TKN-WT	**Effluent**							
Batch R5356728								
WG3476239-3 DUP		**WG3476239-5**						
Total Kjeldahl Nitrogen		1.05	1.20		mg/L	14	20	22-JAN-21
WG3476324-3 DUP		**L2548452-10**						
Total Kjeldahl Nitrogen		1.05	1.00		mg/L	3.9	20	22-JAN-21
WG3476239-2 LCS								
Total Kjeldahl Nitrogen			97.5		%		75-125	22-JAN-21

Quality Control Report

Client: New Gold Inc. Rainy River Project
24 Marr Rd
Barwick ON P0W 1A0
Contact: Amanda Jacobs

Test	Matrix	Reference	Result	Qualifier	Units	RPD	Limit	Analyzed
TKN-WT	**Effluent**							
Batch R5356728								
WG3476324-2 LCS								
Total Kjeldahl Nitrogen			84.5		%		75-125	22-JAN-21
WG3476239-1 MB								
Total Kjeldahl Nitrogen			<0.05		mg/L		0.18	22-JAN-21
WG3476324-1 MB								
Total Kjeldahl Nitrogen			<0.05		mg/L		0.18	22-JAN-21
WG3476239-4 MS		**WG3476239-5**						
Total Kjeldahl Nitrogen			100.8		%		70-130	22-JAN-21
WG3476324-4 MS		**L2548452-10**						
Total Kjeldahl Nitrogen			85.6		%		70-130	22-JAN-21
TSS-MISA-TB	**Effluent**							
Batch R5354818								
WG3475288-3 DUP		**L2548234-4**						
Total Suspended Solids		32.0	28.0		mg/L	13	20	19-JAN-21
WG3475288-2 LCS								
Total Suspended Solids			94.8		%		85-115	19-JAN-21
WG3475288-1 MB								
Total Suspended Solids			<0.5		mg/L		3	19-JAN-21
Batch R5355105								
WG3475352-3 DUP		**L2548462-1**						
Total Suspended Solids		1.5	1.5	RPD-NA	mg/L	N/A	20	19-JAN-21
WG3475352-2 LCS								
Total Suspended Solids			93.7		%		85-115	19-JAN-21
WG3475352-1 MB								
Total Suspended Solids			<0.5		mg/L		3	19-JAN-21

Quality Control Report

Workorder: L2548452 Report Date: 22-FEB-21

Client: New Gold Inc. Rainy River Project
24 Marr Rd
Barwick ON P0W 1A0
Contact: Amanda Jacobs

Legend:

Limit	ALS Control Limit (Data Quality Objectives)
DUP	Duplicate
RPD	Relative Percent Difference
N/A	Not Available
LCS	Laboratory Control Sample
SRM	Standard Reference Material
MS	Matrix Spike
MSD	Matrix Spike Duplicate
ADE	Average Desorption Efficiency
MB	Method Blank
IRM	Internal Reference Material
CRM	Certified Reference Material
CCV	Continuing Calibration Verification
CVS	Calibration Verification Standard
LCSD	Laboratory Control Sample Duplicate

Sample Parameter Qualifier Definitions:

Qualifier	Description
<DL	Recorded value = measured amount <LMDL (non-zero)
<T	A Measurable Trace Amount: Interpret With Caution
<W	No Measurable Response (Zero): < Reported Value
DUP-H	Duplicate results outside ALS DQO, due to sample heterogeneity.
J	Duplicate results and limits are expressed in terms of absolute difference.
MS-B	Matrix Spike recovery could not be accurately calculated due to high analyte background in sample.
RPD-NA	Relative Percent Difference Not Available due to result(s) being less than detection limit.

Quality Control Report

Workorder: L2548452 Report Date: 22-FEB-21

Client: New Gold Inc. Rainy River Project
24 Marr Rd
Barwick ON P0W 1A0
Contact: Amanda Jacobs

Hold Time Exceedances:

ALS Product Description	Sample ID	Sampling Date	Date Processed	Rec. HT	Actual HT	Units	Qualifier
Leachable Anions & Nutrients							
Nitrate in Water by IC							
	6	12-JAN-21 11:15	18-JAN-21 14:50	5	6	days	EHT
	7	12-JAN-21 09:30	18-JAN-21 14:50	5	6	days	EHT
	8	12-JAN-21 10:45	18-JAN-21 14:50	5	6	days	EHT
	10	12-JAN-21 15:25	18-JAN-21 14:50	5	6	days	EHT
	11	12-JAN-21 15:45	18-JAN-21 14:50	5	6	days	EHT
	12	12-JAN-21 12:55	18-JAN-21 14:50	5	6	days	EHT
	13	12-JAN-21 12:40	18-JAN-21 14:50	5	6	days	EHT
	16	12-JAN-21 15:45	18-JAN-21 14:50	5	6	days	EHT
Nitrite in Water by IC							
	6	12-JAN-21 11:15	18-JAN-21 14:50	5	6	days	EHT
	7	12-JAN-21 09:30	18-JAN-21 14:50	5	6	days	EHT
	8	12-JAN-21 10:45	18-JAN-21 14:50	5	6	days	EHT
	10	12-JAN-21 15:25	18-JAN-21 14:50	5	6	days	EHT
	11	12-JAN-21 15:45	18-JAN-21 14:50	5	6	days	EHT
	12	12-JAN-21 12:55	18-JAN-21 14:50	5	6	days	EHT
	13	12-JAN-21 12:40	18-JAN-21 14:50	5	6	days	EHT
	16	12-JAN-21 15:45	18-JAN-21 14:50	5	6	days	EHT
Cyanides							
Free Cyanide by Continuous Flow Analyzer							
	6	12-JAN-21 11:15	20-JAN-21 00:00	7	8	days	EHT
	7	12-JAN-21 09:30	20-JAN-21 00:00	7	8	days	EHT
	8	12-JAN-21 10:45	20-JAN-21 00:00	7	8	days	EHT

Legend & Qualifier Definitions:

EHTR-FM:	Exceeded ALS recommended hold time prior to sample receipt. Field Measurement recommended.
EHTR:	Exceeded ALS recommended hold time prior to sample receipt.
EHTL:	Exceeded ALS recommended hold time prior to analysis. Sample was received less than 24 hours prior to expiry.
EHT:	Exceeded ALS recommended hold time prior to analysis.
Rec. HT:	ALS recommended hold time (see units).

Notes*:
Where actual sampling date is not provided to ALS, the date (& time) of receipt is used for calculation purposes.
Where actual sampling time is not provided to ALS, the earlier of 12 noon on the sampling date or the time (& date) of receipt is used for calculation purposes. Samples for L2548452 were received on 15-JAN-21 09:16.

ALS recommended hold times may vary by province. They are assigned to meet known provincial and/or federal government requirements. In the absence of regulatory hold times, ALS establishes recommendations based on guidelines published by the US EPA, APHA Standard Methods, or Environment Canada (where available). For more information, please contact ALS.

The ALS Quality Control Report is provided to ALS clients upon request. ALS includes comprehensive QC checks with every analysis to ensure our high standards of quality are met. Each QC result has a known or expected target value, which is compared against pre-determined data quality objectives to provide confidence in the accuracy of associated test results.

Please note that this report may contain QC results from anonymous Sample Duplicates and Matrix Spikes that do not originate from this Work Order.

L2548452-COFC

y

CHAIN OF CUSTODY RECORD - ALS-442104323

L2548452

Project Name: Rainy River
Location: Chapple
Project Number:
Project Manager:
PO Number:
Project:
Turn Around Time (days): 10 Business Days
Shipping Company:
Shipping Date: 1/14/2021 10:22:00 AM
COC Number: ALS-442104323

	Containers	SW Kit	Ra-226 Bottle																		
	Filtered	N	N																		
	Preservatives																				
		NG-SW-P-TB	RA226-MMER-BE																	Number of Containers	Comments
	Sample Code				Date and Time	Matrix																
1	FB_SW_20210112				01/13/2021 12:00	SW	X															11	
2	SW02_SW_20210112	27.89	7.26	-0.1	01/13/2021 11:10	SW	X															11	
3	SW03_SW_20210112	0	6.92	-0.46	01/12/2021 13:50	SW	X															11	
4	SW06_SW_20210112	2.9	6.83	-0.1	01/13/2021 12:00	SW	X															11	
5	SW10_SW_20210112	5.82	7.21	0	01/13/2021 12:20	SW	X															11	
6	SW15_SW_20210112	0	6.87	-0.57	01/12/2021 11:15	SW	X															11	

	Signature	Data/Time
Shipped by		1/14/2021 10:22:00 AM
Received by	y 2021 Jan 15 @ 9:16 AM	

Shipping Details
Method of Shipment: Courier
On Ice: yes / no
Shipped: Air/Ground
Lab Name: ALS Thunder Bay
Lab Phone:

ATTN
temp: 8.1

Special Instructions:

Email Invoice to:
<rainyriver.accounts1@newgold.com>
Email Report to:
rainyriver.labresults@newgold.com>

y

ALS Environmental

L2548452-COFC

y

L2548452

CUSTODY RECORD - ALS-442104323

Project Name: Rainy River
Location: Chapple
Project Number:
Project Manager:
PO Number:
Project:
Turn Around Time (days): 10 Business Days
Shipping Company:
Shipping Date: 1/14/2021 10:22:00 AM
COC Number: ALS-442104323

Containers / Filtered / Preservatives

	Sample Code				Date and Time	Matrix	NG-SW-P-TB	RA226-MMER-BE	SW Kit	Ra-226 Bottle	Number of Containers	Comments
									N	N		
7	SW16_SW_20210112	11.65	6.45	0.65	01/12/2021 09:30	SW	X				11	
8	SW17_SW_20210112	10.11	6.77	0.59	01/12/2021 10:45	SW	X				11	
9	SW20_SW_20210112	3.12	7.01	0.7	01/13/2021 11:40	SW	X	X			12	
10	SW21A_SW_20210112	1.7	7.18	-0.44	01/12/2021 15:25	SW	X				11	
11	SW22A_SW_20210112	0	6.88	-0.48	01/12/2021 15:45	SW	X	X			12	
12	SW23_SW_20210112	0	6.86	-0.42	01/12/2021 12:55	SW	X	X			12	

Signature	Data/Time
Shipped by Sarah Fksher	1/14/2021 10:22:00 AM
Received by	

Shipping Details
Method of Shipment: Courier
On Ice: yes / no
Shipped: Air/Ground
Lab Name: ALS Thunder Bay
Lab Phone:

ATTN
temp 8.1

Special Instructions:

Email Invoice to:
<rainyriver.accounts1@newgold.com>
Email Report to:
rainyriver.labresults@newgold.com>

y

ALS Environmental

L2548452-COFC

y

L2548452

F CUSTODY RECORD - ALS-442104323

Project Name: Rainy River

Location: Chapple

Project Number:

Project Manager:

PO Number:

Project:

Turn Around Time (days): 10 Business Days

Shipping Company:

Shipping Date: 1/14/2021 10:22:00 AM

COC Number: ALS-442104323

	Sample Code				Date and Time	Matrix	Containers: NG-SW-P-TB	Containers: RA226-MMER-BE	Containers: SW Kit	Containers: Ra-226 Bottle	Filtered: NG-SW-P-TB	Filtered: RA226-MMER-BE	Preservatives	Number of Containers	Comments
13	SW24_SW_20210112	11.54	6.83	-0.36	01/12/2021 12:40	SW	X	X			N	N		12	
14	SW25_SW_20210112	2.9	6.33	-0.1	01/13/2021 10:20	SW	X							11	
15	SW26_SW_20210112	8.47	6.41	0.1	01/13/2021 10:05	SW	X							11	
16	SW27_SW_20210112	0	6.83	-0.22	01/12/2021 15:45	SW	X							11	
17	SW28A_SW_20210112	13.62	7.58	-0.1	01/13/2021 12:00	SW	X							11	
18	TB_SW_20210112				01/13/2021 12:00	SW	X							11	

	Signature	Data/Time
Shipped by		1/14/2021 10:22:00 AM
Received by		

Shipping Details

Method of Shipment: Courier

On Ice: yes / no

Shipped: Air/Ground

Lab Name: ALS Thunder Bay

Lab Phone:

ATTN

temp 8.1

Special Instructions:

Email Invoice to:
<rainyriver.accounts1@newgold.com>

Email Report to:
rainyriver.labresults@newgold.com>

y

New Gold Inc. Rainy River Project
ATTN: Amanda Jacobs
24 Marr Rd
Barwick ON P0W 1A0

Date Received: 19-FEB-21
Report Date: 15-MAR-21 08:24 (MT)
Version: FINAL

Client Phone: 807-482-0931

Certificate of Analysis

Lab Work Order #: L2559124

Project P.O. #: 4500038941
Job Reference: SURFACE WATER
C of C Numbers:
Legal Site Desc:

Christine Paradis
Project Manager

[This report shall not be reproduced except in full without the written authority of the Laboratory.]

ALS ENVIRONMENTAL ANALYTICAL REPORT

Sample Details/Parameters	Result	Qualifier*	D.L.	Units	Extracted	Analyzed	Batch
L2559124-1 FB_SW_20210209 Sampled By: Client on 16-FEB-21 @ 12:00 Matrix: SW							
Physical Tests							
Color, True	<2.0		2.0	CU		20-FEB-21	R5382860
Conductivity (EC)	<0.2	<W	1.0	uS/cm		19-FEB-21	R5382744
Hardness (as CaCO3)	<0.50		0.50	mg/L		24-FEB-21	
pH	5.62		0.10	pH		19-FEB-21	R5382744
Total Suspended Solids	<0.5	<W	3.0	mg/L		23-FEB-21	R5387794
Total Dissolved Solids	<2	<W	10	mg/L		23-FEB-21	R5387819
Turbidity	0.12		0.10	NTU		19-FEB-21	R5381680
Anions and Nutrients							
Acidity (as CaCO3)	0.4	<DL	2.0	mg/L		20-FEB-21	R5384163
Alkalinity, Total (as CaCO3)	0.4	<DL	2.0	mg/L		19-FEB-21	R5382744
Ammonia, Total (as N)	<0.002	<W	0.020	mg/L		25-FEB-21	R5391096
Chloride (Cl)	<0.10		0.10	mg/L	19-FEB-21	19-FEB-21	R5384050
Fluoride (F)	0.080		0.020	mg/L	19-FEB-21	19-FEB-21	R5384050
Nitrate (as N)	0.006	<DL	0.020	mg/L		19-FEB-21	R5384050
Nitrite (as N)	<0.001	<W	0.010	mg/L		19-FEB-21	R5384050
Total Kjeldahl Nitrogen	<0.05	<W	0.18	mg/L	25-FEB-21	26-FEB-21	R5392686
Orthophosphate-Dissolved (as P)	<0.0030	PEHT	0.0030	mg/L		24-FEB-21	R5387894
Sulfate (SO4)	0.10	<DL	0.30	mg/L		19-FEB-21	R5384050
Cyanides							
Cyanide, Weak Acid Diss	<0.0001	<W	0.0020	mg/L		24-FEB-21	R5387716
Cyanide, Total	0.0002	<DL	0.0020	mg/L		24-FEB-21	R5387716
Cyanide, Free	0.0001	<DL	0.0020	mg/L		24-FEB-21	R5387716
Organic / Inorganic Carbon							
Dissolved Organic Carbon	0.67		0.50	mg/L	16-FEB-21	24-FEB-21	R5389716
Total Organic Carbon	<0.50		0.50	mg/L		25-FEB-21	R5392322
Total Metals							
Aluminum (Al)-Total	0.0002	<DL	0.0050	mg/L		24-FEB-21	R5387809
Antimony (Sb)-Total	<0.000005	<W	0.00010	mg/L		24-FEB-21	R5387809
Arsenic (As)-Total	0.000005	<DL	0.00010	mg/L		24-FEB-21	R5387809
Barium (Ba)-Total	0.00004	<DL	0.00010	mg/L		24-FEB-21	R5387809
Beryllium (Be)-Total	<0.000002	<W	0.00010	mg/L		24-FEB-21	R5387809
Bismuth (Bi)-Total	<0.000005	<W	0.000050	mg/L		24-FEB-21	R5387809
Boron (B)-Total	0.006	<DL	0.010	mg/L		24-FEB-21	R5387809
Cadmium (Cd)-Total	<0.0000002	<W	0.0000050	mg/L		24-FEB-21	R5387809
Calcium (Ca)-Total	0.030	<DL	0.050	mg/L		24-FEB-21	R5387809
Cesium (Cs)-Total	<0.0000002	<W	0.000010	mg/L		24-FEB-21	R5387809
Chromium (Cr)-Total	<0.00002	<W	0.00050	mg/L		24-FEB-21	R5387809
Cobalt (Co)-Total	0.000004	<DL	0.00010	mg/L		24-FEB-21	R5387809
Copper (Cu)-Total	<0.00005	<W	0.00050	mg/L		24-FEB-21	R5387809
Iron (Fe)-Total	<0.001	<W	0.010	mg/L		24-FEB-21	R5387809
Lead (Pb)-Total	<0.00002	<W	0.000050	mg/L		24-FEB-21	R5387809
Lithium (Li)-Total	<0.0002	<W	0.0010	mg/L		24-FEB-21	R5387809

* Refer to Referenced Information for Qualifiers (if any) and Methodology.

ALS ENVIRONMENTAL ANALYTICAL REPORT

Sample Details/Parameters	Result	Qualifier*	D.L.	Units	Extracted	Analyzed	Batch
L2559124-1 FB_SW_20210209 Sampled By: Client on 16-FEB-21 @ 12:00 Matrix: SW							
Total Metals							
Magnesium (Mg)-Total	0.0010	<DL	0.0050	mg/L		24-FEB-21	R5387809
Manganese (Mn)-Total	<0.00002	<W	0.00050	mg/L		24-FEB-21	R5387809
Mercury (Hg)-Total	<0.000005	<W	0.000030	mg/L		25-FEB-21	R5390497
Molybdenum (Mo)-Total	<0.000005	<W	0.000050	mg/L		24-FEB-21	R5387809
Nickel (Ni)-Total	<0.00002	<W	0.00050	mg/L		24-FEB-21	R5387809
Phosphorus (P)-Total	0.008	<DL	0.050	mg/L		24-FEB-21	R5387809
Potassium (K)-Total	<0.002	<W	0.050	mg/L		24-FEB-21	R5387809
Rubidium (Rb)-Total	<0.000002	<W	0.00020	mg/L		24-FEB-21	R5387809
Selenium (Se)-Total	<0.000002	<W	0.000050	mg/L		24-FEB-21	R5387809
Silicon (Si)-Total	0.034	<DL	0.10	mg/L		24-FEB-21	R5387809
Silver (Ag)-Total	0.0000035	<DL	0.000050	mg/L		24-FEB-21	R5387809
Sodium (Na)-Total	0.055	RRV	0.050	mg/L		24-FEB-21	R5387809
Strontium (Sr)-Total	0.00002	<DL	0.0010	mg/L		24-FEB-21	R5387809
Sulfur (S)-Total	<0.05	<W	0.50	mg/L		24-FEB-21	R5387809
Tellurium (Te)-Total	<0.000005	<W	0.00020	mg/L		24-FEB-21	R5387809
Thallium (Tl)-Total	<0.000001	<W	0.000010	mg/L		24-FEB-21	R5387809
Thorium (Th)-Total	<0.000002	<W	0.00010	mg/L		24-FEB-21	R5387809
Tin (Sn)-Total	0.00010	RRV	0.00010	mg/L		24-FEB-21	R5387809
Titanium (Ti)-Total	0.00002	<DL	0.00030	mg/L		24-FEB-21	R5387809
Tungsten (W)-Total	<0.000002	<W	0.00010	mg/L		24-FEB-21	R5387809
Uranium (U)-Total	<0.0000005	<W	0.000010	mg/L		24-FEB-21	R5387809
Vanadium (V)-Total	<0.00002	<W	0.00050	mg/L		24-FEB-21	R5387809
Zinc (Zn)-Total	0.0002	<DL	0.0030	mg/L		24-FEB-21	R5387809
Zirconium (Zr)-Total	<0.000004	<W	0.00020	mg/L		24-FEB-21	R5387809
Dissolved Metals							
Dissolved Metals Filtration Location	FIELD					24-FEB-21	R5387407
Aluminum (Al)-Dissolved	0.0006	<DL	0.0050	mg/L		24-FEB-21	R5389336
Antimony (Sb)-Dissolved	0.000010	<DL	0.00010	mg/L		24-FEB-21	R5389336
Arsenic (As)-Dissolved	0.000005	<DL	0.00010	mg/L		24-FEB-21	R5389336
Barium (Ba)-Dissolved	0.00006	<DL	0.00010	mg/L		24-FEB-21	R5389336
Beryllium (Be)-Dissolved	<0.000002	<W	0.00010	mg/L		24-FEB-21	R5389336
Bismuth (Bi)-Dissolved	0.000010	<DL	0.000050	mg/L		24-FEB-21	R5389336
Boron (B)-Dissolved	0.002	<DL	0.010	mg/L		24-FEB-21	R5389336
Cadmium (Cd)-Dissolved	<0.0000002	<W	0.0000050	mg/L		24-FEB-21	R5389336
Calcium (Ca)-Dissolved	0.040	<DL	0.050	mg/L		24-FEB-21	R5389336
Cesium (Cs)-Dissolved	<0.0000002	<W	0.000010	mg/L		24-FEB-21	R5389336
Chromium (Cr)-Dissolved	0.00010	<DL	0.00050	mg/L		24-FEB-21	R5389336
Cobalt (Co)-Dissolved	<0.000002	<W	0.00010	mg/L		24-FEB-21	R5389336
Copper (Cu)-Dissolved	<0.00005	<W	0.00020	mg/L		24-FEB-21	R5389336
Iron (Fe)-Dissolved	<0.001	<W	0.010	mg/L		24-FEB-21	R5389336
Lead (Pb)-Dissolved	<0.00002	<W	0.000050	mg/L		24-FEB-21	R5389336

* Refer to Referenced Information for Qualifiers (if any) and Methodology.

ALS ENVIRONMENTAL ANALYTICAL REPORT

Sample Details/Parameters	Result	Qualifier*	D.L.	Units	Extracted	Analyzed	Batch
L2559124-1 FB_SW_20210209 Sampled By: Client on 16-FEB-21 @ 12:00 Matrix: SW							
Dissolved Metals							
Lithium (Li)-Dissolved	<0.0002	<W	0.0010	mg/L		24-FEB-21	R5389336
Magnesium (Mg)-Dissolved	<0.0005	<W	0.0050	mg/L		24-FEB-21	R5389336
Manganese (Mn)-Dissolved	<0.00002	<W	0.00050	mg/L		24-FEB-21	R5389336
Mercury (Hg)-Dissolved	<0.000005	<W	0.000030	mg/L		25-FEB-21	R5390603
Molybdenum (Mo)-Dissolved	<0.000005	<W	0.000050	mg/L		24-FEB-21	R5389336
Nickel (Ni)-Dissolved	<0.00002	<W	0.00050	mg/L		24-FEB-21	R5389336
Phosphorus (P)-Dissolved	<0.002	<W	0.050	mg/L		24-FEB-21	R5389336
Potassium (K)-Dissolved	0.002	<DL	0.050	mg/L		24-FEB-21	R5389336
Rubidium (Rb)-Dissolved	<0.000002	<W	0.00020	mg/L		24-FEB-21	R5389336
Selenium (Se)-Dissolved	<0.000002	<W	0.000050	mg/L		24-FEB-21	R5389336
Silicon (Si)-Dissolved	0.032	<DL	0.050	mg/L		24-FEB-21	R5389336
Silver (Ag)-Dissolved	0.0000025	<DL	0.000050	mg/L		24-FEB-21	R5389336
Sodium (Na)-Dissolved	0.040	<DL	0.050	mg/L		24-FEB-21	R5389336
Strontium (Sr)-Dissolved	<0.00001	<W	0.0010	mg/L		24-FEB-21	R5389336
Sulfur (S)-Dissolved	<0.05	<W	0.50	mg/L		24-FEB-21	R5389336
Tellurium (Te)-Dissolved	<0.000005	<W	0.00020	mg/L		24-FEB-21	R5389336
Thallium (Tl)-Dissolved	<0.000001	<W	0.000010	mg/L		24-FEB-21	R5389336
Thorium (Th)-Dissolved	<0.000002	<W	0.00010	mg/L		24-FEB-21	R5389336
Tin (Sn)-Dissolved	0.00005	<DL	0.00010	mg/L		24-FEB-21	R5389336
Titanium (Ti)-Dissolved	<0.00002	<W	0.00030	mg/L		24-FEB-21	R5389336
Tungsten (W)-Dissolved	<0.000002	<W	0.00010	mg/L		24-FEB-21	R5389336
Uranium (U)-Dissolved	<0.0000005	<W	0.000010	mg/L		24-FEB-21	R5389336
Vanadium (V)-Dissolved	<0.00002	<W	0.00050	mg/L		24-FEB-21	R5389336
Zinc (Zn)-Dissolved	0.0002	<DL	0.0010	mg/L		24-FEB-21	R5389336
Zirconium (Zr)-Dissolved	<0.000004	<W	0.00020	mg/L		24-FEB-21	R5389336
Aggregate Organics							
Biochemical Oxygen Demand	<2.0		2.0	mg/L		19-FEB-21	R5388998
COD	<10		10	mg/L		28-FEB-21	R5394078
Oil and Grease, Total	<0.2	<W	1.0	mg/L	24-FEB-21	24-FEB-21	R5389758
L2559124-2 SW02_SW_20210209 Sampled By: Client on 16-FEB-21 @ 15:15 Matrix: SW							
Field Tests							
Dissolved Oxygen, Client Supplied	0		0	mg/L		24-FEB-21	R5388466
pH, Client Supplied	6.54		0.10	pH		25-FEB-21	R5390887
Temperature, Client	-0.7		-50	Deg. C		25-FEB-21	R5390887
Physical Tests							
Color, True	223		2.0	CU		20-FEB-21	R5382860
Conductivity (EC)	238		1.0	uS/cm		19-FEB-21	R5382744
Hardness (as CaCO3)	133		0.50	mg/L		24-FEB-21	
pH	6.86		0.10	pH		19-FEB-21	R5382744
Total Suspended Solids	11.5		3.0	mg/L		23-FEB-21	R5387794

* Refer to Referenced Information for Qualifiers (if any) and Methodology.

ALS ENVIRONMENTAL ANALYTICAL REPORT

Sample Details/Parameters	Result	Qualifier*	D.L.	Units	Extracted	Analyzed	Batch
L2559124-2 SW02_SW_20210209 Sampled By: Client on 16-FEB-21 @ 15:15 Matrix: SW							
Physical Tests							
Total Dissolved Solids	192		20	mg/L		23-FEB-21	R5387819
Turbidity	5.26		0.10	NTU		19-FEB-21	R5381680
Anions and Nutrients							
Acidity (as CaCO3)	7.0		2.0	mg/L		20-FEB-21	R5384163
Alkalinity, Total (as CaCO3)	130		2.0	mg/L		19-FEB-21	R5382744
Unionized ammonia	0.000269		0.000066	mg/L		26-FEB-21	
Ammonia, Total (as N)	0.820		0.20	mg/L		25-FEB-21	R5391096
Chloride (Cl)	0.39		0.10	mg/L	19-FEB-21	19-FEB-21	R5384050
Fluoride (F)	<0.020		0.020	mg/L	19-FEB-21	19-FEB-21	R5384050
Nitrate (as N)	0.008	<DL	0.020	mg/L		19-FEB-21	R5384050
Nitrite (as N)	0.003	<DL	0.010	mg/L		19-FEB-21	R5384050
Total Kjeldahl Nitrogen	2.15		0.18	mg/L	25-FEB-21	26-FEB-21	R5392686
Orthophosphate-Dissolved (as P)	<0.0030	PEHT	0.0030	mg/L		24-FEB-21	R5387894
Sulfate (SO4)	<0.05	<W	0.30	mg/L		19-FEB-21	R5384050
Cyanides							
Cyanide, Weak Acid Diss	0.0006	<DL	0.0020	mg/L		24-FEB-21	R5387716
Cyanide, Total	0.0008	<DL	0.0020	mg/L		24-FEB-21	R5387716
Cyanide, Free	0.0003	<DL	0.0020	mg/L		24-FEB-21	R5387716
Organic / Inorganic Carbon							
Dissolved Organic Carbon	45.0	DLM	5.0	mg/L	19-FEB-21	24-FEB-21	R5389716
Total Organic Carbon	47.3	DLM	5.0	mg/L		25-FEB-21	R5392322
Total Metals							
Aluminum (Al)-Total	0.177		0.0050	mg/L		24-FEB-21	R5387809
Antimony (Sb)-Total	0.000030	<DL	0.00010	mg/L		24-FEB-21	R5387809
Arsenic (As)-Total	0.000995	<T	0.00010	mg/L		24-FEB-21	R5387809
Barium (Ba)-Total	0.0372		0.00010	mg/L		24-FEB-21	R5387809
Beryllium (Be)-Total	0.000014	<DL	0.00010	mg/L		24-FEB-21	R5387809
Bismuth (Bi)-Total	0.000005	<DL	0.000050	mg/L		24-FEB-21	R5387809
Boron (B)-Total	0.006	<DL	0.010	mg/L		24-FEB-21	R5387809
Cadmium (Cd)-Total	0.0000152	<T	0.0000050	mg/L		24-FEB-21	R5387809
Calcium (Ca)-Total	30.9		0.050	mg/L		24-FEB-21	R5387809
Cesium (Cs)-Total	0.0000226		0.000010	mg/L		24-FEB-21	R5387809
Chromium (Cr)-Total	0.00028	<DL	0.00050	mg/L		24-FEB-21	R5387809
Cobalt (Co)-Total	0.00424	<T	0.00010	mg/L		24-FEB-21	R5387809
Copper (Cu)-Total	0.00070	<T	0.00050	mg/L		24-FEB-21	R5387809
Iron (Fe)-Total	2.18		0.010	mg/L		24-FEB-21	R5387809
Lead (Pb)-Total	0.00032	<T	0.000050	mg/L		24-FEB-21	R5387809
Lithium (Li)-Total	0.0028	<T	0.0010	mg/L		24-FEB-21	R5387809
Magnesium (Mg)-Total	13.3		0.0050	mg/L		24-FEB-21	R5387809
Manganese (Mn)-Total	2.12		0.0050	mg/L		24-FEB-21	R5387809
Mercury (Hg)-Total	0.000005	<DL	0.000030	mg/L		25-FEB-21	R5390497
Molybdenum (Mo)-Total	0.000070	<T	0.000050	mg/L		24-FEB-21	R5387809

* Refer to Referenced Information for Qualifiers (if any) and Methodology.

ALS ENVIRONMENTAL ANALYTICAL REPORT

Sample Details/Parameters	Result	Qualifier*	D.L.	Units	Extracted	Analyzed	Batch
L2559124-2 SW02_SW_20210209 Sampled By: Client on 16-FEB-21 @ 15:15 Matrix: SW							
Total Metals							
Nickel (Ni)-Total	0.00264	<T	0.00050	mg/L		24-FEB-21	R5387809
Phosphorus (P)-Total	0.036	<DL	0.050	mg/L		24-FEB-21	R5387809
Potassium (K)-Total	0.790		0.050	mg/L		24-FEB-21	R5387809
Rubidium (Rb)-Total	0.00229		0.00020	mg/L		24-FEB-21	R5387809
Selenium (Se)-Total	0.000136	<T	0.000050	mg/L		24-FEB-21	R5387809
Silicon (Si)-Total	9.74		0.10	mg/L		24-FEB-21	R5387809
Silver (Ag)-Total	0.0000040	<DL	0.000050	mg/L		24-FEB-21	R5387809
Sodium (Na)-Total	1.93		0.050	mg/L		24-FEB-21	R5387809
Strontium (Sr)-Total	0.0564		0.0010	mg/L		24-FEB-21	R5387809
Sulfur (S)-Total	0.35	<DL	0.50	mg/L		24-FEB-21	R5387809
Tellurium (Te)-Total	0.000005	<DL	0.00020	mg/L		24-FEB-21	R5387809
Thallium (Tl)-Total	0.000010	<T	0.000010	mg/L		24-FEB-21	R5387809
Thorium (Th)-Total	0.000042	<DL	0.00010	mg/L		24-FEB-21	R5387809
Tin (Sn)-Total	0.00020		0.00010	mg/L		24-FEB-21	R5387809
Titanium (Ti)-Total	0.00470		0.00030	mg/L		24-FEB-21	R5387809
Tungsten (W)-Total	0.000004	<DL	0.00010	mg/L		24-FEB-21	R5387809
Uranium (U)-Total	0.0000690	<T	0.000010	mg/L		24-FEB-21	R5387809
Vanadium (V)-Total	0.00066	<T	0.00050	mg/L		24-FEB-21	R5387809
Zinc (Zn)-Total	0.0096	<T	0.0030	mg/L		24-FEB-21	R5387809
Zirconium (Zr)-Total	0.000200		0.00020	mg/L		24-FEB-21	R5387809
Dissolved Metals							
Dissolved Metals Filtration Location	LAB					23-FEB-21	R5387236
Aluminum (Al)-Dissolved	0.0540		0.0050	mg/L		23-FEB-21	R5387537
Antimony (Sb)-Dissolved	0.000035	<DL	0.00010	mg/L		23-FEB-21	R5387537
Arsenic (As)-Dissolved	0.000955	<T	0.00010	mg/L		23-FEB-21	R5387537
Barium (Ba)-Dissolved	0.0297		0.00010	mg/L		23-FEB-21	R5387537
Beryllium (Be)-Dissolved	0.000012	<DL	0.00010	mg/L		23-FEB-21	R5387537
Bismuth (Bi)-Dissolved	0.000005	<DL	0.000050	mg/L		23-FEB-21	R5387537
Boron (B)-Dissolved	0.006	<DL	0.010	mg/L		23-FEB-21	R5387537
Cadmium (Cd)-Dissolved	0.0000070	<T	0.0000050	mg/L		23-FEB-21	R5387537
Calcium (Ca)-Dissolved	32.3		0.050	mg/L		23-FEB-21	R5387537
Cesium (Cs)-Dissolved	0.0000050	<DL	0.000010	mg/L		23-FEB-21	R5387537
Chromium (Cr)-Dissolved	0.00024	<DL	0.00050	mg/L		23-FEB-21	R5387537
Cobalt (Co)-Dissolved	0.00220	<T	0.00010	mg/L		23-FEB-21	R5387537
Copper (Cu)-Dissolved	0.00010	<DL	0.00020	mg/L		23-FEB-21	R5387537
Iron (Fe)-Dissolved	1.26		0.010	mg/L		23-FEB-21	R5387537
Lead (Pb)-Dissolved	0.00008	<T	0.000050	mg/L		23-FEB-21	R5387537
Lithium (Li)-Dissolved	0.0032	<T	0.0010	mg/L		23-FEB-21	R5387537
Magnesium (Mg)-Dissolved	12.8		0.0050	mg/L		23-FEB-21	R5387537
Manganese (Mn)-Dissolved	1.72		0.00050	mg/L		23-FEB-21	R5387537
Mercury (Hg)-Dissolved	<0.000005	<W	0.000030	mg/L		25-FEB-21	R5390603

* Refer to Referenced Information for Qualifiers (if any) and Methodology.

ALS ENVIRONMENTAL ANALYTICAL REPORT

Sample Details/Parameters	Result	Qualifier*	D.L.	Units	Extracted	Analyzed	Batch
L2559124-2 SW02_SW_20210209 Sampled By: Client on 16-FEB-21 @ 15:15 Matrix: SW							
Dissolved Metals							
Molybdenum (Mo)-Dissolved	0.000095	<T	0.000050	mg/L		23-FEB-21	R5387537
Nickel (Ni)-Dissolved	0.00062	<T	0.00050	mg/L		23-FEB-21	R5387537
Phosphorus (P)-Dissolved	0.012	<DL	0.050	mg/L		23-FEB-21	R5387537
Potassium (K)-Dissolved	0.764		0.050	mg/L		23-FEB-21	R5387537
Rubidium (Rb)-Dissolved	0.00198		0.00020	mg/L		23-FEB-21	R5387537
Selenium (Se)-Dissolved	0.000146	<T	0.000050	mg/L		23-FEB-21	R5387537
Silicon (Si)-Dissolved	9.44		0.050	mg/L		23-FEB-21	R5387537
Silver (Ag)-Dissolved	<0.0000005	<W	0.000050	mg/L		23-FEB-21	R5387537
Sodium (Na)-Dissolved	1.88		0.050	mg/L		23-FEB-21	R5387537
Strontium (Sr)-Dissolved	0.0522		0.0010	mg/L		23-FEB-21	R5387537
Sulfur (S)-Dissolved	0.35	<DL	0.50	mg/L		23-FEB-21	R5387537
Tellurium (Te)-Dissolved	0.000010	<DL	0.00020	mg/L		23-FEB-21	R5387537
Thallium (Tl)-Dissolved	0.000007	<DL	0.000010	mg/L		23-FEB-21	R5387537
Thorium (Th)-Dissolved	0.000030	<DL	0.00010	mg/L		23-FEB-21	R5387537
Tin (Sn)-Dissolved	0.00001	<DL	0.00010	mg/L		23-FEB-21	R5387537
Titanium (Ti)-Dissolved	0.00126		0.00030	mg/L		23-FEB-21	R5387537
Tungsten (W)-Dissolved	<0.000002	<W	0.00010	mg/L		23-FEB-21	R5387537
Uranium (U)-Dissolved	0.0000560	<T	0.000010	mg/L		23-FEB-21	R5387537
Vanadium (V)-Dissolved	0.00026	<DL	0.00050	mg/L		23-FEB-21	R5387537
Zinc (Zn)-Dissolved	0.0042	<T	0.0010	mg/L		23-FEB-21	R5387537
Zirconium (Zr)-Dissolved	0.000188	<DL	0.00020	mg/L		23-FEB-21	R5387537
Aggregate Organics							
Biochemical Oxygen Demand	7.3		2.0	mg/L		19-FEB-21	R5388998
COD	116		10	mg/L		28-FEB-21	R5394078
Oil and Grease, Total	1.4		1.0	mg/L	25-FEB-21	25-FEB-21	R5391816
Report Remarks : Detection Limit Raised: Dilution required due to high concentration of test analyte(s).							
L2559124-3 SW03_SW_20210209 Sampled By: Client on 16-FEB-21 @ 13:50 Matrix: SW							
Field Tests							
Dissolved Oxygen, Client Supplied	1.47		0	mg/L		24-FEB-21	R5388466
pH, Client Supplied	7.37		0.10	pH		25-FEB-21	R5390887
Temperature, Client	2.5		-50	Deg. C		25-FEB-21	R5390887
Physical Tests							
Color, True	84.9		2.0	CU		20-FEB-21	R5382860
Conductivity (EC)	654		1.0	uS/cm		19-FEB-21	R5382744
Hardness (as CaCO3)	325		0.50	mg/L		24-FEB-21	
pH	7.34		0.10	pH		19-FEB-21	R5382744
Total Suspended Solids	17.0		3.0	mg/L		23-FEB-21	R5387794
Total Dissolved Solids	398		20	mg/L		23-FEB-21	R5387819
Turbidity	26.4		0.10	NTU		19-FEB-21	R5381680
Anions and Nutrients							

* Refer to Referenced Information for Qualifiers (if any) and Methodology.

ALS ENVIRONMENTAL ANALYTICAL REPORT

Sample Details/Parameters	Result	Qualifier*	D.L.	Units	Extracted	Analyzed	Batch
L2559124-3 SW03_SW_20210209 Sampled By: Client on 16-FEB-21 @ 13:50 Matrix: SW							
Anions and Nutrients							
Acidity (as CaCO3)	5.0		2.0	mg/L		20-FEB-21	R5384163
Alkalinity, Total (as CaCO3)	288		2.0	mg/L		19-FEB-21	R5382744
Unionized ammonia	0.000786		0.000058	mg/L		26-FEB-21	
Ammonia, Total (as N)	0.272		0.020	mg/L		25-FEB-21	R5391096
Chloride (Cl)	29.5		0.10	mg/L	19-FEB-21	19-FEB-21	R5384050
Fluoride (F)	0.082		0.020	mg/L	19-FEB-21	19-FEB-21	R5384050
Nitrate (as N)	0.006	<DL	0.020	mg/L		19-FEB-21	R5384050
Nitrite (as N)	<0.001	<W	0.010	mg/L		19-FEB-21	R5384050
Total Kjeldahl Nitrogen	1.65		0.18	mg/L	25-FEB-21	26-FEB-21	R5392686
Orthophosphate-Dissolved (as P)	0.0615	RRR	0.0090	mg/L		24-FEB-21	R5387894
Sulfate (SO4)	41.9		0.30	mg/L		19-FEB-21	R5384050
Cyanides							
Cyanide, Weak Acid Diss	0.0005	<DL	0.0020	mg/L		24-FEB-21	R5387716
Cyanide, Total	0.0010	<DL	0.0020	mg/L		24-FEB-21	R5387716
Cyanide, Free	0.0002	<DL	0.0020	mg/L		24-FEB-21	R5387716
Organic / Inorganic Carbon							
Dissolved Organic Carbon	33.5	DLM	5.0	mg/L	19-FEB-21	24-FEB-21	R5389716
Total Organic Carbon	41.4	DLM	5.0	mg/L		25-FEB-21	R5392322
Total Metals							
Aluminum (Al)-Total	0.603		0.0050	mg/L		24-FEB-21	R5387809
Antimony (Sb)-Total	0.000230	<T	0.00010	mg/L		24-FEB-21	R5387809
Arsenic (As)-Total	0.00207	<T	0.00010	mg/L		24-FEB-21	R5387809
Barium (Ba)-Total	0.0408		0.00010	mg/L		24-FEB-21	R5387809
Beryllium (Be)-Total	0.000042	<DL	0.00010	mg/L		24-FEB-21	R5387809
Bismuth (Bi)-Total	0.000005	<DL	0.000050	mg/L		24-FEB-21	R5387809
Boron (B)-Total	0.020	<T	0.010	mg/L		24-FEB-21	R5387809
Cadmium (Cd)-Total	0.0000306	<T	0.0000050	mg/L		24-FEB-21	R5387809
Calcium (Ca)-Total	79.4		0.050	mg/L		24-FEB-21	R5387809
Cesium (Cs)-Total	0.0000820		0.000010	mg/L		24-FEB-21	R5387809
Chromium (Cr)-Total	0.00112	<T	0.00050	mg/L		24-FEB-21	R5387809
Cobalt (Co)-Total	0.00294	<T	0.00010	mg/L		24-FEB-21	R5387809
Copper (Cu)-Total	0.00160	<T	0.00050	mg/L		24-FEB-21	R5387809
Iron (Fe)-Total	2.68		0.010	mg/L		24-FEB-21	R5387809
Lead (Pb)-Total	0.00054	<T	0.000050	mg/L		24-FEB-21	R5387809
Lithium (Li)-Total	0.0102	<T	0.0010	mg/L		24-FEB-21	R5387809
Magnesium (Mg)-Total	31.7		0.0050	mg/L		24-FEB-21	R5387809
Manganese (Mn)-Total	4.49		0.0050	mg/L		24-FEB-21	R5387809
Mercury (Hg)-Total	0.000005	<DL	0.000030	mg/L		25-FEB-21	R5390497
Molybdenum (Mo)-Total	0.000445	<T	0.000050	mg/L		24-FEB-21	R5387809
Nickel (Ni)-Total	0.00324	<T	0.00050	mg/L		24-FEB-21	R5387809
Phosphorus (P)-Total	0.192		0.050	mg/L		24-FEB-21	R5387809
Potassium (K)-Total	4.48		0.050	mg/L		24-FEB-21	R5387809

* Refer to Referenced Information for Qualifiers (if any) and Methodology.

ALS ENVIRONMENTAL ANALYTICAL REPORT

Sample Details/Parameters	Result	Qualifier*	D.L.	Units	Extracted	Analyzed	Batch
L2559124-3 SW03_SW_20210209 Sampled By: Client on 16-FEB-21 @ 13:50 Matrix: SW							
Total Metals							
Rubidium (Rb)-Total	0.00277		0.00020	mg/L		24-FEB-21	R5387809
Selenium (Se)-Total	0.000210	<T	0.000050	mg/L		24-FEB-21	R5387809
Silicon (Si)-Total	9.87		0.10	mg/L		24-FEB-21	R5387809
Silver (Ag)-Total	0.0000065	<DL	0.000050	mg/L		24-FEB-21	R5387809
Sodium (Na)-Total	20.4		0.050	mg/L		24-FEB-21	R5387809
Strontium (Sr)-Total	0.198		0.0010	mg/L		24-FEB-21	R5387809
Sulfur (S)-Total	16.2		0.50	mg/L		24-FEB-21	R5387809
Tellurium (Te)-Total	0.000035	<DL	0.00020	mg/L		24-FEB-21	R5387809
Thallium (Tl)-Total	0.000009	<DL	0.000010	mg/L		24-FEB-21	R5387809
Thorium (Th)-Total	0.000132		0.00010	mg/L		24-FEB-21	R5387809
Tin (Sn)-Total	0.00005	<DL	0.00010	mg/L		24-FEB-21	R5387809
Titanium (Ti)-Total	0.0211		0.00030	mg/L		24-FEB-21	R5387809
Tungsten (W)-Total	0.000012	<DL	0.00010	mg/L		24-FEB-21	R5387809
Uranium (U)-Total	0.00101	<T	0.000010	mg/L		24-FEB-21	R5387809
Vanadium (V)-Total	0.00240	<T	0.00050	mg/L		24-FEB-21	R5387809
Zinc (Zn)-Total	0.0058	<T	0.0030	mg/L		24-FEB-21	R5387809
Zirconium (Zr)-Total	0.000784		0.00020	mg/L		24-FEB-21	R5387809
Dissolved Metals							
Dissolved Metals Filtration Location	LAB					23-FEB-21	R5387236
Aluminum (Al)-Dissolved	0.0070	<T	0.0050	mg/L		23-FEB-21	R5387537
Antimony (Sb)-Dissolved	0.000240	<T	0.00010	mg/L		23-FEB-21	R5387537
Arsenic (As)-Dissolved	0.00189	<T	0.00010	mg/L		23-FEB-21	R5387537
Barium (Ba)-Dissolved	0.0337		0.00010	mg/L		23-FEB-21	R5387537
Beryllium (Be)-Dissolved	0.000012	<DL	0.00010	mg/L		23-FEB-21	R5387537
Bismuth (Bi)-Dissolved	<0.000005	<W	0.000050	mg/L		23-FEB-21	R5387537
Boron (B)-Dissolved	0.020		0.010	mg/L		23-FEB-21	R5387537
Cadmium (Cd)-Dissolved	0.0000090	<T	0.0000050	mg/L		23-FEB-21	R5387537
Calcium (Ca)-Dissolved	78.8		0.050	mg/L		23-FEB-21	R5387537
Cesium (Cs)-Dissolved	0.0000034	<DL	0.000010	mg/L		23-FEB-21	R5387537
Chromium (Cr)-Dissolved	0.00022	<DL	0.00050	mg/L		23-FEB-21	R5387537
Cobalt (Co)-Dissolved	0.00218	<T	0.00010	mg/L		23-FEB-21	R5387537
Copper (Cu)-Dissolved	0.00075	<T	0.00020	mg/L		23-FEB-21	R5387537
Iron (Fe)-Dissolved	0.741		0.010	mg/L		23-FEB-21	R5387537
Lead (Pb)-Dissolved	0.00010	<T	0.000050	mg/L		23-FEB-21	R5387537
Lithium (Li)-Dissolved	0.0100	<T	0.0010	mg/L		23-FEB-21	R5387537
Magnesium (Mg)-Dissolved	31.1		0.0050	mg/L		23-FEB-21	R5387537
Manganese (Mn)-Dissolved	3.85		0.0050	mg/L		23-FEB-21	R5387537
Mercury (Hg)-Dissolved	<0.000005	<W	0.000030	mg/L		25-FEB-21	R5390603
Molybdenum (Mo)-Dissolved	0.000555	<T	0.000050	mg/L		23-FEB-21	R5387537
Nickel (Ni)-Dissolved	0.00254	<T	0.00050	mg/L		23-FEB-21	R5387537
Phosphorus (P)-Dissolved	0.082		0.050	mg/L		23-FEB-21	R5387537

* Refer to Referenced Information for Qualifiers (if any) and Methodology.

ALS ENVIRONMENTAL ANALYTICAL REPORT

Sample Details/Parameters	Result	Qualifier*	D.L.	Units	Extracted	Analyzed	Batch
L2559124-3 SW03_SW_20210209 Sampled By: Client on 16-FEB-21 @ 13:50 Matrix: SW							
Dissolved Metals							
Potassium (K)-Dissolved	4.63		0.050	mg/L		23-FEB-21	R5387537
Rubidium (Rb)-Dissolved	0.00152		0.00020	mg/L		23-FEB-21	R5387537
Selenium (Se)-Dissolved	0.000280	<T	0.000050	mg/L		23-FEB-21	R5387537
Silicon (Si)-Dissolved	8.61		0.050	mg/L		23-FEB-21	R5387537
Silver (Ag)-Dissolved	0.0000015	<DL	0.000050	mg/L		23-FEB-21	R5387537
Sodium (Na)-Dissolved	20.0		0.050	mg/L		23-FEB-21	R5387537
Strontium (Sr)-Dissolved	0.199		0.0010	mg/L		23-FEB-21	R5387537
Sulfur (S)-Dissolved	15.5		0.50	mg/L		23-FEB-21	R5387537
Tellurium (Te)-Dissolved	0.000005	<DL	0.00020	mg/L		23-FEB-21	R5387537
Thallium (Tl)-Dissolved	0.000002	<DL	0.000010	mg/L		23-FEB-21	R5387537
Thorium (Th)-Dissolved	0.000030	<DL	0.00010	mg/L		23-FEB-21	R5387537
Tin (Sn)-Dissolved	<0.00001	<W	0.00010	mg/L		23-FEB-21	R5387537
Titanium (Ti)-Dissolved	0.00086		0.00030	mg/L		23-FEB-21	R5387537
Tungsten (W)-Dissolved	0.000002	<DL	0.00010	mg/L		23-FEB-21	R5387537
Uranium (U)-Dissolved	0.00102	<T	0.000010	mg/L		23-FEB-21	R5387537
Vanadium (V)-Dissolved	0.00062	<T	0.00050	mg/L		23-FEB-21	R5387537
Zinc (Zn)-Dissolved	0.0018	<T	0.0010	mg/L		23-FEB-21	R5387537
Zirconium (Zr)-Dissolved	0.000532		0.00020	mg/L		23-FEB-21	R5387537
Aggregate Organics							
Biochemical Oxygen Demand	2.2		2.0	mg/L		19-FEB-21	R5388998
COD	83		10	mg/L		28-FEB-21	R5394078
Oil and Grease, Total	1.4		1.0	mg/L	25-FEB-21	25-FEB-21	R5391816
Report Remarks : PO4 qualifier: DLHC:Detection Limit Raised: Dilution required due to high concentration of test analyte(s). PEHT:Parameter Exceeded Recommended Holding Time Prior to Analysis							
L2559124-4 SW10_SW_20210209 Sampled By: Client on 16-FEB-21 @ 14:20 Matrix: SW							
Field Tests							
Dissolved Oxygen, Client Supplied	0		0	mg/L		24-FEB-21	R5388466
pH, Client Supplied	6.99		0.10	pH		25-FEB-21	R5390887
Temperature, Client	0.1		-50	Deg. C		25-FEB-21	R5390887
Physical Tests							
Color, True	83.4		2.0	CU		20-FEB-21	R5382860
Conductivity (EC)	531		1.0	uS/cm		19-FEB-21	R5382744
Hardness (as CaCO3)	282		0.50	mg/L		24-FEB-21	
pH	7.47		0.10	pH		19-FEB-21	R5382744
Total Suspended Solids	15.5		3.0	mg/L		23-FEB-21	R5387794
Total Dissolved Solids	338		20	mg/L		23-FEB-21	R5387819
Turbidity	15.0		0.10	NTU		19-FEB-21	R5381680
Anions and Nutrients							
Acidity (as CaCO3)	4.0		2.0	mg/L		20-FEB-21	R5384163
Alkalinity, Total (as CaCO3)	273		2.0	mg/L		19-FEB-21	R5382744
Unionized ammonia	0.000440		0.000020	mg/L		26-FEB-21	

* Refer to Referenced Information for Qualifiers (if any) and Methodology.

ALS ENVIRONMENTAL ANALYTICAL REPORT

Sample Details/Parameters	Result	Qualifier*	D.L.	Units	Extracted	Analyzed	Batch
L2559124-4 SW10_SW_20210209 Sampled By: Client on 16-FEB-21 @ 14:20 Matrix: SW							
Anions and Nutrients							
Ammonia, Total (as N)	0.448		0.020	mg/L		25-FEB-21	R5391096
Chloride (Cl)	13.9		0.10	mg/L	19-FEB-21	19-FEB-21	R5384050
Fluoride (F)	0.082		0.020	mg/L	19-FEB-21	19-FEB-21	R5384050
Nitrate (as N)	0.014	<DL	0.020	mg/L		19-FEB-21	R5384050
Nitrite (as N)	0.001	<DL	0.010	mg/L		19-FEB-21	R5384050
Total Kjeldahl Nitrogen	1.60		0.18	mg/L	25-FEB-21	26-FEB-21	R5392686
Orthophosphate-Dissolved (as P)	0.0586	RRR	0.0090	mg/L		24-FEB-21	R5387894
Sulfate (SO4)	9.30		0.30	mg/L		19-FEB-21	R5384050
Cyanides							
Cyanide, Weak Acid Diss	0.0005	<DL	0.0020	mg/L		24-FEB-21	R5387716
Cyanide, Total	0.0008	<DL	0.0020	mg/L		24-FEB-21	R5387716
Cyanide, Free	0.0002	<DL	0.0020	mg/L		24-FEB-21	R5387716
Organic / Inorganic Carbon							
Dissolved Organic Carbon	37.2	DLM	5.0	mg/L	19-FEB-21	24-FEB-21	R5389716
Total Organic Carbon	33.8	DLM	5.0	mg/L		25-FEB-21	R5392322
Total Metals							
Aluminum (Al)-Total	0.302		0.0050	mg/L		24-FEB-21	R5387809
Antimony (Sb)-Total	0.000045	<DL	0.00010	mg/L		24-FEB-21	R5387809
Arsenic (As)-Total	0.00168	<T	0.00010	mg/L		24-FEB-21	R5387809
Barium (Ba)-Total	0.0285		0.00010	mg/L		24-FEB-21	R5387809
Beryllium (Be)-Total	0.000028	<DL	0.00010	mg/L		24-FEB-21	R5387809
Bismuth (Bi)-Total	<0.000005	<W	0.000050	mg/L		24-FEB-21	R5387809
Boron (B)-Total	0.030	<T	0.010	mg/L		24-FEB-21	R5387809
Cadmium (Cd)-Total	0.0000226	<T	0.0000050	mg/L		24-FEB-21	R5387809
Calcium (Ca)-Total	68.4		0.050	mg/L		24-FEB-21	R5387809
Cesium (Cs)-Total	0.0000376		0.000010	mg/L		24-FEB-21	R5387809
Chromium (Cr)-Total	0.00056	<T	0.00050	mg/L		24-FEB-21	R5387809
Cobalt (Co)-Total	0.00182	<T	0.00010	mg/L		24-FEB-21	R5387809
Copper (Cu)-Total	0.00110	<T	0.00050	mg/L		24-FEB-21	R5387809
Iron (Fe)-Total	1.99		0.010	mg/L		24-FEB-21	R5387809
Lead (Pb)-Total	0.00052	<T	0.000050	mg/L		24-FEB-21	R5387809
Lithium (Li)-Total	0.0132	<T	0.0010	mg/L		24-FEB-21	R5387809
Magnesium (Mg)-Total	28.5		0.0050	mg/L		24-FEB-21	R5387809
Manganese (Mn)-Total	1.96		0.00050	mg/L		24-FEB-21	R5387809
Mercury (Hg)-Total	0.000005	<DL	0.000030	mg/L		25-FEB-21	R5390497
Molybdenum (Mo)-Total	0.000480	<T	0.000050	mg/L		24-FEB-21	R5387809
Nickel (Ni)-Total	0.00236	<T	0.00050	mg/L		24-FEB-21	R5387809
Phosphorus (P)-Total	0.116		0.050	mg/L		24-FEB-21	R5387809
Potassium (K)-Total	2.65		0.050	mg/L		24-FEB-21	R5387809
Rubidium (Rb)-Total	0.00278		0.00020	mg/L		24-FEB-21	R5387809
Selenium (Se)-Total	0.000146	<T	0.000050	mg/L		24-FEB-21	R5387809
Silicon (Si)-Total	9.75		0.10	mg/L		24-FEB-21	R5387809

* Refer to Referenced Information for Qualifiers (if any) and Methodology.

ALS ENVIRONMENTAL ANALYTICAL REPORT

Sample Details/Parameters	Result	Qualifier*	D.L.	Units	Extracted	Analyzed	Batch
L2559124-4 SW10_SW_20210209 Sampled By: Client on 16-FEB-21 @ 14:20 Matrix: SW							
Total Metals							
Silver (Ag)-Total	0.0000070	<DL	0.000050	mg/L		24-FEB-21	R5387809
Sodium (Na)-Total	11.9		0.050	mg/L		24-FEB-21	R5387809
Strontium (Sr)-Total	0.216		0.0010	mg/L		24-FEB-21	R5387809
Sulfur (S)-Total	4.40		0.50	mg/L		24-FEB-21	R5387809
Tellurium (Te)-Total	0.000030	<DL	0.00020	mg/L		24-FEB-21	R5387809
Thallium (Tl)-Total	0.000006	<DL	0.000010	mg/L		24-FEB-21	R5387809
Thorium (Th)-Total	0.000078	<DL	0.00010	mg/L		24-FEB-21	R5387809
Tin (Sn)-Total	0.00004	<DL	0.00010	mg/L		24-FEB-21	R5387809
Titanium (Ti)-Total	0.0115		0.00030	mg/L		24-FEB-21	R5387809
Tungsten (W)-Total	0.000020	<DL	0.00010	mg/L		24-FEB-21	R5387809
Uranium (U)-Total	0.00124	<T	0.000010	mg/L		24-FEB-21	R5387809
Vanadium (V)-Total	0.00126	<T	0.00050	mg/L		24-FEB-21	R5387809
Zinc (Zn)-Total	0.0064	<T	0.0030	mg/L		24-FEB-21	R5387809
Zirconium (Zr)-Total	0.000564		0.00020	mg/L		24-FEB-21	R5387809
Dissolved Metals							
Dissolved Metals Filtration Location	LAB					23-FEB-21	R5387236
Aluminum (Al)-Dissolved	0.0082	<T	0.0050	mg/L		23-FEB-21	R5387537
Antimony (Sb)-Dissolved	0.000060	<DL	0.00010	mg/L		23-FEB-21	R5387537
Arsenic (As)-Dissolved	0.00165	<T	0.00010	mg/L		23-FEB-21	R5387537
Barium (Ba)-Dissolved	0.0271		0.00010	mg/L		23-FEB-21	R5387537
Beryllium (Be)-Dissolved	0.000014	<DL	0.00010	mg/L		23-FEB-21	R5387537
Bismuth (Bi)-Dissolved	<0.000005	<W	0.000050	mg/L		23-FEB-21	R5387537
Boron (B)-Dissolved	0.030		0.010	mg/L		23-FEB-21	R5387537
Cadmium (Cd)-Dissolved	0.0000060	<T	0.0000050	mg/L		23-FEB-21	R5387537
Calcium (Ca)-Dissolved	67.3		0.050	mg/L		23-FEB-21	R5387537
Cesium (Cs)-Dissolved	0.0000012	<DL	0.000010	mg/L		23-FEB-21	R5387537
Chromium (Cr)-Dissolved	0.00018	<DL	0.00050	mg/L		23-FEB-21	R5387537
Cobalt (Co)-Dissolved	0.00157	<T	0.00010	mg/L		23-FEB-21	R5387537
Copper (Cu)-Dissolved	0.00050	<T	0.00020	mg/L		23-FEB-21	R5387537
Iron (Fe)-Dissolved	0.806		0.010	mg/L		23-FEB-21	R5387537
Lead (Pb)-Dissolved	0.00008	<T	0.000050	mg/L		23-FEB-21	R5387537
Lithium (Li)-Dissolved	0.0130	<T	0.0010	mg/L		23-FEB-21	R5387537
Magnesium (Mg)-Dissolved	27.6		0.0050	mg/L		23-FEB-21	R5387537
Manganese (Mn)-Dissolved	1.84		0.00050	mg/L		23-FEB-21	R5387537
Mercury (Hg)-Dissolved	<0.000005	<W	0.000030	mg/L		25-FEB-21	R5390603
Molybdenum (Mo)-Dissolved	0.000550	<T	0.000050	mg/L		23-FEB-21	R5387537
Nickel (Ni)-Dissolved	0.00204	<T	0.00050	mg/L		23-FEB-21	R5387537
Phosphorus (P)-Dissolved	0.082		0.050	mg/L		23-FEB-21	R5387537
Potassium (K)-Dissolved	2.80		0.050	mg/L		23-FEB-21	R5387537
Rubidium (Rb)-Dissolved	0.00208		0.00020	mg/L		23-FEB-21	R5387537
Selenium (Se)-Dissolved	0.000202	<T	0.000050	mg/L		23-FEB-21	R5387537

* Refer to Referenced Information for Qualifiers (if any) and Methodology.

ALS ENVIRONMENTAL ANALYTICAL REPORT

Sample Details/Parameters	Result	Qualifier*	D.L.	Units	Extracted	Analyzed	Batch
L2559124-4 SW10_SW_20210209 Sampled By: Client on 16-FEB-21 @ 14:20 Matrix: SW							
Dissolved Metals							
Silicon (Si)-Dissolved	9.18		0.050	mg/L		23-FEB-21	R5387537
Silver (Ag)-Dissolved	0.0000005	<DL	0.000050	mg/L		23-FEB-21	R5387537
Sodium (Na)-Dissolved	11.7		0.050	mg/L		23-FEB-21	R5387537
Strontium (Sr)-Dissolved	0.218		0.0010	mg/L		23-FEB-21	R5387537
Sulfur (S)-Dissolved	4.15		0.50	mg/L		23-FEB-21	R5387537
Tellurium (Te)-Dissolved	<0.000005	<W	0.00020	mg/L		23-FEB-21	R5387537
Thallium (Tl)-Dissolved	0.000001	<DL	0.000010	mg/L		23-FEB-21	R5387537
Thorium (Th)-Dissolved	0.000028	<DL	0.00010	mg/L		23-FEB-21	R5387537
Tin (Sn)-Dissolved	<0.00001	<W	0.00010	mg/L		23-FEB-21	R5387537
Titanium (Ti)-Dissolved	0.00078		0.00030	mg/L		23-FEB-21	R5387537
Tungsten (W)-Dissolved	<0.000002	<W	0.00010	mg/L		23-FEB-21	R5387537
Uranium (U)-Dissolved	0.00129	<T	0.000010	mg/L		23-FEB-21	R5387537
Vanadium (V)-Dissolved	0.00046	<DL	0.00050	mg/L		23-FEB-21	R5387537
Zinc (Zn)-Dissolved	0.0040	<T	0.0010	mg/L		23-FEB-21	R5387537
Zirconium (Zr)-Dissolved	0.000416		0.00020	mg/L		23-FEB-21	R5387537
Aggregate Organics							
Biochemical Oxygen Demand	2.1		2.0	mg/L		19-FEB-21	R5388998
COD	72		10	mg/L		28-FEB-21	R5394078
Oil and Grease, Total	0.4	<DL	1.0	mg/L	25-FEB-21	25-FEB-21	R5391816
Report Remarks : PO4 qualifier: DLHC:Detection Limit Raised: Dilution required due to high concentration of test analyte(s). PEHT:Parameter Exceeded Recommended Holding Time Prior to Analysis							
L2559124-5 SW15_SW_20210209 Sampled By: Client on 17-FEB-21 @ 12:15 Matrix: SW							
Field Tests							
Dissolved Oxygen, Client Supplied	0		0	mg/L		24-FEB-21	R5388466
pH, Client Supplied	7.11		0.10	pH		25-FEB-21	R5390887
Temperature, Client	-0.7		-50	Deg. C		25-FEB-21	R5390887
Physical Tests							
Color, True	40.5		2.0	CU		20-FEB-21	R5382860
Conductivity (EC)	106		1.0	uS/cm		19-FEB-21	R5382744
Hardness (as CaCO3)	44.5		0.50	mg/L		24-FEB-21	
pH	7.33		0.10	pH		19-FEB-21	R5382744
Total Suspended Solids	0.5	<DL	3.0	mg/L		23-FEB-21	R5387794
Total Dissolved Solids	78		13	mg/L		23-FEB-21	R5387819
Turbidity	1.99		0.10	NTU		19-FEB-21	R5381680
Anions and Nutrients							
Acidity (as CaCO3)	1.0	<DL	2.0	mg/L		20-FEB-21	R5384163
Alkalinity, Total (as CaCO3)	43.2		2.0	mg/L		19-FEB-21	R5382744
Unionized ammonia	<0.000024		0.000024	mg/L		26-FEB-21	
Ammonia, Total (as N)	0.010	<DL	0.020	mg/L		25-FEB-21	R5391096
Chloride (Cl)	2.90		0.10	mg/L	19-FEB-21	19-FEB-21	R5384050
Fluoride (F)	0.046		0.020	mg/L	19-FEB-21	19-FEB-21	R5384050

* Refer to Referenced Information for Qualifiers (if any) and Methodology.

ALS ENVIRONMENTAL ANALYTICAL REPORT

Sample Details/Parameters	Result	Qualifier*	D.L.	Units	Extracted	Analyzed	Batch
L2559124-5 SW15_SW_20210209 Sampled By: Client on 17-FEB-21 @ 12:15 Matrix: SW							
Anions and Nutrients							
Nitrate (as N)	0.090	<T	0.020	mg/L		19-FEB-21	R5384050
Nitrite (as N)	0.003	<DL	0.010	mg/L		19-FEB-21	R5384050
Total Kjeldahl Nitrogen	0.50		0.18	mg/L	25-FEB-21	26-FEB-21	R5392686
Orthophosphate-Dissolved (as P)	0.0035		0.0030	mg/L		24-FEB-21	R5387894
Sulfate (SO4)	5.30		0.30	mg/L		19-FEB-21	R5384050
Cyanides							
Cyanide, Weak Acid Diss	0.0003	<DL	0.0020	mg/L		24-FEB-21	R5387716
Cyanide, Total	0.0004	<DL	0.0020	mg/L		24-FEB-21	R5387716
Cyanide, Free	0.0005	<DL	0.0020	mg/L		24-FEB-21	R5387716
Organic / Inorganic Carbon							
Dissolved Organic Carbon	11.9		0.50	mg/L	19-FEB-21	24-FEB-21	R5389716
Total Organic Carbon	12.4		0.50	mg/L		25-FEB-21	R5392322
Total Metals							
Aluminum (Al)-Total	0.0876		0.0050	mg/L		24-FEB-21	R5387809
Antimony (Sb)-Total	0.000070	<DL	0.00010	mg/L		24-FEB-21	R5387809
Arsenic (As)-Total	0.000500	<T	0.00010	mg/L		24-FEB-21	R5387809
Barium (Ba)-Total	0.0109		0.00010	mg/L		24-FEB-21	R5387809
Beryllium (Be)-Total	0.000010	<DL	0.00010	mg/L		24-FEB-21	R5387809
Bismuth (Bi)-Total	0.000035	<DL	0.000050	mg/L		24-FEB-21	R5387809
Boron (B)-Total	0.008	<DL	0.010	mg/L		24-FEB-21	R5387809
Cadmium (Cd)-Total	0.0000050	<T	0.0000050	mg/L		24-FEB-21	R5387809
Calcium (Ca)-Total	11.9		0.050	mg/L		24-FEB-21	R5387809
Cesium (Cs)-Total	0.0000128		0.000010	mg/L		24-FEB-21	R5387809
Chromium (Cr)-Total	0.00012	<DL	0.00050	mg/L		24-FEB-21	R5387809
Cobalt (Co)-Total	0.000062	<DL	0.00010	mg/L		24-FEB-21	R5387809
Copper (Cu)-Total	0.00200	<T	0.00050	mg/L		24-FEB-21	R5387809
Iron (Fe)-Total	0.188		0.010	mg/L		24-FEB-21	R5387809
Lead (Pb)-Total	0.00014	<T	0.000050	mg/L		24-FEB-21	R5387809
Lithium (Li)-Total	0.0012	<T	0.0010	mg/L		24-FEB-21	R5387809
Magnesium (Mg)-Total	3.99		0.0050	mg/L		24-FEB-21	R5387809
Manganese (Mn)-Total	0.0134		0.00050	mg/L		24-FEB-21	R5387809
Mercury (Hg)-Total	<0.000005	<W	0.000030	mg/L		25-FEB-21	R5390497
Molybdenum (Mo)-Total	0.000200	<T	0.000050	mg/L		24-FEB-21	R5387809
Nickel (Ni)-Total	0.00056	<T	0.00050	mg/L		24-FEB-21	R5387809
Phosphorus (P)-Total	0.010	<DL	0.050	mg/L		24-FEB-21	R5387809
Potassium (K)-Total	0.900		0.050	mg/L		24-FEB-21	R5387809
Rubidium (Rb)-Total	0.00195		0.00020	mg/L		24-FEB-21	R5387809
Selenium (Se)-Total	0.000104	<T	0.000050	mg/L		24-FEB-21	R5387809
Silicon (Si)-Total	2.79		0.10	mg/L		24-FEB-21	R5387809
Silver (Ag)-Total	0.0000075	<DL	0.000050	mg/L		24-FEB-21	R5387809
Sodium (Na)-Total	4.22		0.050	mg/L		24-FEB-21	R5387809
Strontium (Sr)-Total	0.0313		0.0010	mg/L		24-FEB-21	R5387809

* Refer to Referenced Information for Qualifiers (if any) and Methodology.

ALS ENVIRONMENTAL ANALYTICAL REPORT

Sample Details/Parameters	Result	Qualifier*	D.L.	Units	Extracted	Analyzed	Batch
L2559124-5 SW15_SW_20210209 Sampled By: Client on 17-FEB-21 @ 12:15 Matrix: SW							
Total Metals							
Sulfur (S)-Total	2.05		0.50	mg/L		24-FEB-21	R5387809
Tellurium (Te)-Total	<0.000005	<W	0.00020	mg/L		24-FEB-21	R5387809
Thallium (Tl)-Total	0.000003	<DL	0.000010	mg/L		24-FEB-21	R5387809
Thorium (Th)-Total	0.000030	<DL	0.00010	mg/L		24-FEB-21	R5387809
Tin (Sn)-Total	0.00004	<DL	0.00010	mg/L		24-FEB-21	R5387809
Titanium (Ti)-Total	0.00286		0.00030	mg/L		24-FEB-21	R5387809
Tungsten (W)-Total	0.000008	<DL	0.00010	mg/L		24-FEB-21	R5387809
Uranium (U)-Total	0.0000990	<T	0.000010	mg/L		24-FEB-21	R5387809
Vanadium (V)-Total	0.00038	<DL	0.00050	mg/L		24-FEB-21	R5387809
Zinc (Zn)-Total	0.0058	<T	0.0030	mg/L		24-FEB-21	R5387809
Zirconium (Zr)-Total	0.000168	<DL	0.00020	mg/L		24-FEB-21	R5387809
Dissolved Metals							
Dissolved Metals Filtration Location	LAB					23-FEB-21	R5387236
Aluminum (Al)-Dissolved	0.0158	<T	0.0050	mg/L		23-FEB-21	R5387537
Antimony (Sb)-Dissolved	0.000055	<DL	0.00010	mg/L		23-FEB-21	R5387537
Arsenic (As)-Dissolved	0.000460	<T	0.00010	mg/L		23-FEB-21	R5387537
Barium (Ba)-Dissolved	0.0116		0.00010	mg/L		23-FEB-21	R5387537
Beryllium (Be)-Dissolved	0.000006	<DL	0.00010	mg/L		23-FEB-21	R5387537
Bismuth (Bi)-Dissolved	<0.000005	<W	0.000050	mg/L		23-FEB-21	R5387537
Boron (B)-Dissolved	0.008	<DL	0.010	mg/L		23-FEB-21	R5387537
Cadmium (Cd)-Dissolved	0.0000044	<DL	0.0000050	mg/L		23-FEB-21	R5387537
Calcium (Ca)-Dissolved	11.6		0.050	mg/L		23-FEB-21	R5387537
Cesium (Cs)-Dissolved	0.0000016	<DL	0.000010	mg/L		23-FEB-21	R5387537
Chromium (Cr)-Dissolved	0.00020	<DL	0.00050	mg/L		23-FEB-21	R5387537
Cobalt (Co)-Dissolved	0.000028	<DL	0.00010	mg/L		23-FEB-21	R5387537
Copper (Cu)-Dissolved	0.00085	<T	0.00020	mg/L		23-FEB-21	R5387537
Iron (Fe)-Dissolved	0.091		0.010	mg/L		23-FEB-21	R5387537
Lead (Pb)-Dissolved	0.00002	<DL	0.000050	mg/L		23-FEB-21	R5387537
Lithium (Li)-Dissolved	0.0012	<T	0.0010	mg/L		23-FEB-21	R5387537
Magnesium (Mg)-Dissolved	3.76		0.0050	mg/L		23-FEB-21	R5387537
Manganese (Mn)-Dissolved	0.00780		0.00050	mg/L		23-FEB-21	R5387537
Mercury (Hg)-Dissolved	<0.000005	<W	0.000030	mg/L		25-FEB-21	R5390603
Molybdenum (Mo)-Dissolved	0.000195	<T	0.000050	mg/L		23-FEB-21	R5387537
Nickel (Ni)-Dissolved	0.00060	<T	0.00050	mg/L		23-FEB-21	R5387537
Phosphorus (P)-Dissolved	0.006	<DL	0.050	mg/L		23-FEB-21	R5387537
Potassium (K)-Dissolved	0.926		0.050	mg/L		23-FEB-21	R5387537
Rubidium (Rb)-Dissolved	0.00180		0.00020	mg/L		23-FEB-21	R5387537
Selenium (Se)-Dissolved	0.000110	<T	0.000050	mg/L		23-FEB-21	R5387537
Silicon (Si)-Dissolved	2.69		0.050	mg/L		23-FEB-21	R5387537
Silver (Ag)-Dissolved	<0.0000005	<W	0.000050	mg/L		23-FEB-21	R5387537
Sodium (Na)-Dissolved	4.24		0.050	mg/L		23-FEB-21	R5387537

* Refer to Referenced Information for Qualifiers (if any) and Methodology.

ALS ENVIRONMENTAL ANALYTICAL REPORT

Sample Details/Parameters	Result	Qualifier*	D.L.	Units	Extracted	Analyzed	Batch
L2559124-5 SW15_SW_20210209 Sampled By: Client on 17-FEB-21 @ 12:15 Matrix: SW							
Dissolved Metals							
Strontium (Sr)-Dissolved	0.0320		0.0010	mg/L		23-FEB-21	R5387537
Sulfur (S)-Dissolved	1.90		0.50	mg/L		23-FEB-21	R5387537
Tellurium (Te)-Dissolved	0.000005	<DL	0.00020	mg/L		23-FEB-21	R5387537
Thallium (Tl)-Dissolved	0.000002	<DL	0.000010	mg/L		23-FEB-21	R5387537
Thorium (Th)-Dissolved	0.000030	<DL	0.00010	mg/L		23-FEB-21	R5387537
Tin (Sn)-Dissolved	<0.00001	<W	0.00010	mg/L		23-FEB-21	R5387537
Titanium (Ti)-Dissolved	0.00028	<DL	0.00030	mg/L		23-FEB-21	R5387537
Tungsten (W)-Dissolved	0.000002	<DL	0.00010	mg/L		23-FEB-21	R5387537
Uranium (U)-Dissolved	0.000101	<T	0.000010	mg/L		23-FEB-21	R5387537
Vanadium (V)-Dissolved	0.00022	<DL	0.00050	mg/L		23-FEB-21	R5387537
Zinc (Zn)-Dissolved	0.0036	<T	0.0010	mg/L		23-FEB-21	R5387537
Zirconium (Zr)-Dissolved	0.000152	<DL	0.00020	mg/L		23-FEB-21	R5387537
Aggregate Organics							
Biochemical Oxygen Demand	<2.0		2.0	mg/L		19-FEB-21	R5388998
COD	24		10	mg/L		28-FEB-21	R5394078
Oil and Grease, Total	1.4		1.0	mg/L	25-FEB-21	25-FEB-21	R5391816
L2559124-6 SW16_SW_20210209 Sampled By: Client on 17-FEB-21 @ 13:30 Matrix: SW							
Field Tests							
Dissolved Oxygen, Client Supplied	6.05		0	mg/L		26-FEB-21	R5392977
pH, Client Supplied	6.66		0.10	pH		25-FEB-21	R5390887
Temperature, Client	-0.7		-50	Deg. C		25-FEB-21	R5390887
Physical Tests							
Color, True	29.1		2.0	CU		20-FEB-21	R5382860
Conductivity (EC)	65.6		1.0	uS/cm		19-FEB-21	R5382744
Hardness (as CaCO3)	26.8		0.50	mg/L		24-FEB-21	
pH	7.25		0.10	pH		19-FEB-21	R5382744
Total Suspended Solids	2.5	<DL	3.0	mg/L		23-FEB-21	R5387794
Total Dissolved Solids	52		13	mg/L		23-FEB-21	R5387819
Turbidity	2.14		0.10	NTU		19-FEB-21	R5381680
Anions and Nutrients							
Acidity (as CaCO3)	0.4	<DL	2.0	mg/L		20-FEB-21	R5384163
Alkalinity, Total (as CaCO3)	25.6		2.0	mg/L		19-FEB-21	R5382744
Unionized ammonia	<0.0000086		0.0000086	mg/L		26-FEB-21	
Ammonia, Total (as N)	0.014	<DL	0.020	mg/L		25-FEB-21	R5391096
Chloride (Cl)	1.70		0.10	mg/L	19-FEB-21	19-FEB-21	R5384050
Fluoride (F)	0.033		0.020	mg/L	19-FEB-21	19-FEB-21	R5384050
Nitrate (as N)	0.070	<T	0.020	mg/L		19-FEB-21	R5384050
Nitrite (as N)	0.001	<DL	0.010	mg/L		19-FEB-21	R5384050
Total Kjeldahl Nitrogen	0.45		0.18	mg/L	25-FEB-21	26-FEB-21	R5392686
Orthophosphate-Dissolved (as P)	0.0031		0.0030	mg/L		24-FEB-21	R5387894

* Refer to Referenced Information for Qualifiers (if any) and Methodology.

ALS ENVIRONMENTAL ANALYTICAL REPORT

Sample Details/Parameters	Result	Qualifier*	D.L.	Units	Extracted	Analyzed	Batch
L2559124-6 SW16_SW_20210209 Sampled By: Client on 17-FEB-21 @ 13:30 Matrix: SW							
Anions and Nutrients							
Sulfate (SO4)	2.80	<T	0.30	mg/L		19-FEB-21	R5384050
Cyanides							
Cyanide, Weak Acid Diss	0.0001	<DL	0.0020	mg/L		24-FEB-21	R5387716
Cyanide, Total	0.0002	<DL	0.0020	mg/L		24-FEB-21	R5387716
Cyanide, Free	0.0004	<DL	0.0020	mg/L		24-FEB-21	R5387716
Organic / Inorganic Carbon							
Dissolved Organic Carbon	10.8		0.50	mg/L	19-FEB-21	24-FEB-21	R5389716
Total Organic Carbon	10.6		0.50	mg/L		25-FEB-21	R5392322
Total Metals							
Aluminum (Al)-Total	0.0834		0.0050	mg/L		24-FEB-21	R5387809
Antimony (Sb)-Total	0.000050	<DL	0.00010	mg/L		24-FEB-21	R5387809
Arsenic (As)-Total	0.000425	<T	0.00010	mg/L		24-FEB-21	R5387809
Barium (Ba)-Total	0.00828		0.00010	mg/L		24-FEB-21	R5387809
Beryllium (Be)-Total	0.000008	<DL	0.00010	mg/L		24-FEB-21	R5387809
Bismuth (Bi)-Total	0.000020	<DL	0.000050	mg/L		24-FEB-21	R5387809
Boron (B)-Total	0.006	<DL	0.010	mg/L		24-FEB-21	R5387809
Cadmium (Cd)-Total	0.0000032	<DL	0.0000050	mg/L		24-FEB-21	R5387809
Calcium (Ca)-Total	7.05		0.050	mg/L		24-FEB-21	R5387809
Cesium (Cs)-Total	0.0000126		0.000010	mg/L		24-FEB-21	R5387809
Chromium (Cr)-Total	0.00010	<DL	0.00050	mg/L		24-FEB-21	R5387809
Cobalt (Co)-Total	0.000690	<T	0.00010	mg/L		24-FEB-21	R5387809
Copper (Cu)-Total	0.00130	<T	0.00050	mg/L		24-FEB-21	R5387809
Iron (Fe)-Total	0.108		0.010	mg/L		24-FEB-21	R5387809
Lead (Pb)-Total	0.00010	<T	0.000050	mg/L		24-FEB-21	R5387809
Lithium (Li)-Total	0.0006	<DL	0.0010	mg/L		24-FEB-21	R5387809
Magnesium (Mg)-Total	2.19		0.0050	mg/L		24-FEB-21	R5387809
Manganese (Mn)-Total	0.00668		0.00050	mg/L		24-FEB-21	R5387809
Mercury (Hg)-Total	<0.000005	<W	0.000030	mg/L		25-FEB-21	R5390497
Molybdenum (Mo)-Total	0.000115	<T	0.000050	mg/L		24-FEB-21	R5387809
Nickel (Ni)-Total	0.00132	<T	0.00050	mg/L		24-FEB-21	R5387809
Phosphorus (P)-Total	0.008	<DL	0.050	mg/L		24-FEB-21	R5387809
Potassium (K)-Total	0.698		0.050	mg/L		24-FEB-21	R5387809
Rubidium (Rb)-Total	0.00171		0.00020	mg/L		24-FEB-21	R5387809
Selenium (Se)-Total	0.000100	<T	0.000050	mg/L		24-FEB-21	R5387809
Silicon (Si)-Total	2.04		0.10	mg/L		24-FEB-21	R5387809
Silver (Ag)-Total	0.0000065	<DL	0.000050	mg/L		24-FEB-21	R5387809
Sodium (Na)-Total	2.84		0.050	mg/L		24-FEB-21	R5387809
Strontium (Sr)-Total	0.0215		0.0010	mg/L		24-FEB-21	R5387809
Sulfur (S)-Total	1.25		0.50	mg/L		24-FEB-21	R5387809
Tellurium (Te)-Total	0.000005	<DL	0.00020	mg/L		24-FEB-21	R5387809
Thallium (Tl)-Total	0.000004	<DL	0.000010	mg/L		24-FEB-21	R5387809
Thorium (Th)-Total	0.000026	<DL	0.00010	mg/L		24-FEB-21	R5387809

* Refer to Referenced Information for Qualifiers (if any) and Methodology.

ALS ENVIRONMENTAL ANALYTICAL REPORT

Sample Details/Parameters	Result	Qualifier*	D.L.	Units	Extracted	Analyzed	Batch
L2559124-6 SW16_SW_20210209 Sampled By: Client on 17-FEB-21 @ 13:30 Matrix: SW							
Total Metals							
Tin (Sn)-Total	0.00005	<DL	0.00010	mg/L		24-FEB-21	R5387809
Titanium (Ti)-Total	0.00222		0.00030	mg/L		24-FEB-21	R5387809
Tungsten (W)-Total	0.000006	<DL	0.00010	mg/L		24-FEB-21	R5387809
Uranium (U)-Total	0.0000685	<T	0.000010	mg/L		24-FEB-21	R5387809
Vanadium (V)-Total	0.00030	<DL	0.00050	mg/L		24-FEB-21	R5387809
Zinc (Zn)-Total	0.0186		0.0030	mg/L		24-FEB-21	R5387809
Zirconium (Zr)-Total	0.000112	<DL	0.00020	mg/L		24-FEB-21	R5387809
Dissolved Metals							
Dissolved Metals Filtration Location	LAB					23-FEB-21	R5387236
Aluminum (Al)-Dissolved	0.0148	<T	0.0050	mg/L		23-FEB-21	R5387537
Antimony (Sb)-Dissolved	0.000045	<DL	0.00010	mg/L		23-FEB-21	R5387537
Arsenic (As)-Dissolved	0.000365	<T	0.00010	mg/L		23-FEB-21	R5387537
Barium (Ba)-Dissolved	0.00814		0.00010	mg/L		23-FEB-21	R5387537
Beryllium (Be)-Dissolved	0.000004	<DL	0.00010	mg/L		23-FEB-21	R5387537
Bismuth (Bi)-Dissolved	<0.000005	<W	0.000050	mg/L		23-FEB-21	R5387537
Boron (B)-Dissolved	0.006	<DL	0.010	mg/L		23-FEB-21	R5387537
Cadmium (Cd)-Dissolved	0.0000028	<DL	0.0000050	mg/L		23-FEB-21	R5387537
Calcium (Ca)-Dissolved	7.13		0.050	mg/L		23-FEB-21	R5387537
Cesium (Cs)-Dissolved	0.0000022	<DL	0.000010	mg/L		23-FEB-21	R5387537
Chromium (Cr)-Dissolved	0.00018	<DL	0.00050	mg/L		23-FEB-21	R5387537
Cobalt (Co)-Dissolved	0.000016	<DL	0.00010	mg/L		23-FEB-21	R5387537
Copper (Cu)-Dissolved	0.00080	<T	0.00020	mg/L		23-FEB-21	R5387537
Iron (Fe)-Dissolved	0.041		0.010	mg/L		23-FEB-21	R5387537
Lead (Pb)-Dissolved	<0.00002	<W	0.000050	mg/L		23-FEB-21	R5387537
Lithium (Li)-Dissolved	0.0008	<DL	0.0010	mg/L		23-FEB-21	R5387537
Magnesium (Mg)-Dissolved	2.18		0.0050	mg/L		23-FEB-21	R5387537
Manganese (Mn)-Dissolved	0.00212		0.00050	mg/L		23-FEB-21	R5387537
Mercury (Hg)-Dissolved	<0.000005	<W	0.000030	mg/L		25-FEB-21	R5390603
Molybdenum (Mo)-Dissolved	0.000120	<T	0.000050	mg/L		23-FEB-21	R5387537
Nickel (Ni)-Dissolved	0.00050	<T	0.00050	mg/L		23-FEB-21	R5387537
Phosphorus (P)-Dissolved	0.008	<DL	0.050	mg/L		23-FEB-21	R5387537
Potassium (K)-Dissolved	0.700		0.050	mg/L		23-FEB-21	R5387537
Rubidium (Rb)-Dissolved	0.00164		0.00020	mg/L		23-FEB-21	R5387537
Selenium (Se)-Dissolved	0.000106	<T	0.000050	mg/L		23-FEB-21	R5387537
Silicon (Si)-Dissolved	1.86		0.050	mg/L		23-FEB-21	R5387537
Silver (Ag)-Dissolved	0.0000010	<DL	0.000050	mg/L		23-FEB-21	R5387537
Sodium (Na)-Dissolved	2.78		0.050	mg/L		23-FEB-21	R5387537
Strontium (Sr)-Dissolved	0.0224		0.0010	mg/L		23-FEB-21	R5387537
Sulfur (S)-Dissolved	1.15		0.50	mg/L		23-FEB-21	R5387537
Tellurium (Te)-Dissolved	<0.000005	<W	0.00020	mg/L		23-FEB-21	R5387537
Thallium (Tl)-Dissolved	0.000002	<DL	0.000010	mg/L		23-FEB-21	R5387537

* Refer to Referenced Information for Qualifiers (if any) and Methodology.

ALS ENVIRONMENTAL ANALYTICAL REPORT

Sample Details/Parameters	Result	Qualifier*	D.L.	Units	Extracted	Analyzed	Batch
L2559124-6 SW16_SW_20210209 Sampled By: Client on 17-FEB-21 @ 13:30 Matrix: SW							
Dissolved Metals							
Thorium (Th)-Dissolved	0.000026	<DL	0.00010	mg/L		23-FEB-21	R5387537
Tin (Sn)-Dissolved	<0.00001	<W	0.00010	mg/L		23-FEB-21	R5387537
Titanium (Ti)-Dissolved	0.00020	<DL	0.00030	mg/L		23-FEB-21	R5387537
Tungsten (W)-Dissolved	<0.000002	<W	0.00010	mg/L		23-FEB-21	R5387537
Uranium (U)-Dissolved	0.0000635	<T	0.000010	mg/L		23-FEB-21	R5387537
Vanadium (V)-Dissolved	0.00018	<DL	0.00050	mg/L		23-FEB-21	R5387537
Zinc (Zn)-Dissolved	0.0112		0.0010	mg/L		23-FEB-21	R5387537
Zirconium (Zr)-Dissolved	0.000112	<DL	0.00020	mg/L		23-FEB-21	R5387537
Aggregate Organics							
Biochemical Oxygen Demand	<2.0		2.0	mg/L		19-FEB-21	R5388998
COD	22		10	mg/L		28-FEB-21	R5394078
Oil and Grease, Total	1.6		1.0	mg/L	25-FEB-21	25-FEB-21	R5391816
L2559124-7 SW17_SW_20210209 Sampled By: Client on 17-FEB-21 @ 12:35 Matrix: SW							
Field Tests							
Dissolved Oxygen, Client Supplied	2		0	mg/L		26-FEB-21	R5392977
pH, Client Supplied	6.83		0.10	pH		25-FEB-21	R5390887
Temperature, Client	-0.7		-50	Deg. C		25-FEB-21	R5390887
Physical Tests							
Color, True	33.7		2.0	CU		20-FEB-21	R5382860
Conductivity (EC)	87.6		1.0	uS/cm		19-FEB-21	R5382744
Hardness (as CaCO3)	35.5		0.50	mg/L		24-FEB-21	
pH	7.26		0.10	pH		19-FEB-21	R5382744
Total Suspended Solids	3.5		3.0	mg/L		23-FEB-21	R5387794
Total Dissolved Solids	62		13	mg/L		23-FEB-21	R5387819
Turbidity	3.16		0.10	NTU		19-FEB-21	R5381680
Anions and Nutrients							
Acidity (as CaCO3)	0.8	<DL	2.0	mg/L		20-FEB-21	R5384163
Alkalinity, Total (as CaCO3)	34.6		2.0	mg/L		19-FEB-21	R5382744
Unionized ammonia	<0.000013		0.000013	mg/L		26-FEB-21	
Ammonia, Total (as N)	0.012	<DL	0.020	mg/L		25-FEB-21	R5391096
Chloride (Cl)	2.51		0.10	mg/L	19-FEB-21	19-FEB-21	R5384050
Fluoride (F)	0.037		0.020	mg/L	19-FEB-21	19-FEB-21	R5384050
Nitrate (as N)	0.082	<T	0.020	mg/L		19-FEB-21	R5384050
Nitrite (as N)	0.001	<DL	0.010	mg/L		19-FEB-21	R5384050
Total Kjeldahl Nitrogen	0.40		0.18	mg/L	25-FEB-21	26-FEB-21	R5392686
Orthophosphate-Dissolved (as P)	<0.0030		0.0030	mg/L		24-FEB-21	R5387894
Sulfate (SO4)	4.25	<T	0.30	mg/L		19-FEB-21	R5384050
Cyanides							
Cyanide, Weak Acid Diss	<0.0001	<W	0.0020	mg/L		25-FEB-21	R5389676
Cyanide, Total	0.0006	<DL	0.0020	mg/L		24-FEB-21	R5389676

* Refer to Referenced Information for Qualifiers (if any) and Methodology.

ALS ENVIRONMENTAL ANALYTICAL REPORT

Sample Details/Parameters	Result	Qualifier*	D.L.	Units	Extracted	Analyzed	Batch
L2559124-7 SW17_SW_20210209 Sampled By: Client on 17-FEB-21 @ 12:35 Matrix: SW							
Cyanides							
Cyanide, Free	0.0069		0.0020	mg/L		25-FEB-21	R5389676
Organic / Inorganic Carbon							
Dissolved Organic Carbon	11.7		0.50	mg/L	19-FEB-21	24-FEB-21	R5389716
Total Organic Carbon	11.1		0.50	mg/L		25-FEB-21	R5392322
Total Metals							
Aluminum (Al)-Total	0.113		0.0050	mg/L		24-FEB-21	R5387809
Antimony (Sb)-Total	0.000045	<DL	0.00010	mg/L		24-FEB-21	R5387809
Arsenic (As)-Total	0.000465	<T	0.00010	mg/L		24-FEB-21	R5387809
Barium (Ba)-Total	0.0102		0.00010	mg/L		24-FEB-21	R5387809
Beryllium (Be)-Total	0.000012	<DL	0.00010	mg/L		24-FEB-21	R5387809
Bismuth (Bi)-Total	0.000010	<DL	0.000050	mg/L		24-FEB-21	R5387809
Boron (B)-Total	0.006	<DL	0.010	mg/L		24-FEB-21	R5387809
Cadmium (Cd)-Total	0.0000046	<DL	0.0000050	mg/L		24-FEB-21	R5387809
Calcium (Ca)-Total	9.52		0.050	mg/L		24-FEB-21	R5387809
Cesium (Cs)-Total	0.0000152		0.000010	mg/L		24-FEB-21	R5387809
Chromium (Cr)-Total	0.00014	<DL	0.00050	mg/L		24-FEB-21	R5387809
Cobalt (Co)-Total	0.000068	<DL	0.00010	mg/L		24-FEB-21	R5387809
Copper (Cu)-Total	0.00120	<T	0.00050	mg/L		24-FEB-21	R5387809
Iron (Fe)-Total	0.188		0.010	mg/L		24-FEB-21	R5387809
Lead (Pb)-Total	0.00010	<T	0.000050	mg/L		24-FEB-21	R5387809
Lithium (Li)-Total	0.0008	<DL	0.0010	mg/L		24-FEB-21	R5387809
Magnesium (Mg)-Total	3.11		0.0050	mg/L		24-FEB-21	R5387809
Manganese (Mn)-Total	0.0126		0.00050	mg/L		24-FEB-21	R5387809
Mercury (Hg)-Total	<0.000005	<W	0.000030	mg/L		25-FEB-21	R5390497
Molybdenum (Mo)-Total	0.000150	<T	0.000050	mg/L		24-FEB-21	R5387809
Nickel (Ni)-Total	0.00060	<T	0.00050	mg/L		24-FEB-21	R5387809
Phosphorus (P)-Total	0.008	<DL	0.050	mg/L		24-FEB-21	R5387809
Potassium (K)-Total	0.830		0.050	mg/L		24-FEB-21	R5387809
Rubidium (Rb)-Total	0.00191		0.00020	mg/L		24-FEB-21	R5387809
Selenium (Se)-Total	0.000106	<T	0.000050	mg/L		24-FEB-21	R5387809
Silicon (Si)-Total	2.55		0.10	mg/L		24-FEB-21	R5387809
Silver (Ag)-Total	0.0000045	<DL	0.000050	mg/L		24-FEB-21	R5387809
Sodium (Na)-Total	4.06		0.050	mg/L		24-FEB-21	R5387809
Strontium (Sr)-Total	0.0266		0.0010	mg/L		24-FEB-21	R5387809
Sulfur (S)-Total	1.70		0.50	mg/L		24-FEB-21	R5387809
Tellurium (Te)-Total	<0.000005	<W	0.00020	mg/L		24-FEB-21	R5387809
Thallium (Tl)-Total	0.000004	<DL	0.000010	mg/L		24-FEB-21	R5387809
Thorium (Th)-Total	0.000034	<DL	0.00010	mg/L		24-FEB-21	R5387809
Tin (Sn)-Total	0.00004	<DL	0.00010	mg/L		24-FEB-21	R5387809
Titanium (Ti)-Total	0.00380		0.00030	mg/L		24-FEB-21	R5387809
Tungsten (W)-Total	0.000006	<DL	0.00010	mg/L		24-FEB-21	R5387809

* Refer to Referenced Information for Qualifiers (if any) and Methodology.

ALS ENVIRONMENTAL ANALYTICAL REPORT

Sample Details/Parameters	Result	Qualifier*	D.L.	Units	Extracted	Analyzed	Batch
L2559124-7 SW17_SW_20210209 Sampled By: Client on 17-FEB-21 @ 12:35 Matrix: SW							
Total Metals							
Uranium (U)-Total	0.0000815	<T	0.000010	mg/L		24-FEB-21	R5387809
Vanadium (V)-Total	0.00042	<DL	0.00050	mg/L		24-FEB-21	R5387809
Zinc (Zn)-Total	0.0074	<T	0.0030	mg/L		24-FEB-21	R5387809
Zirconium (Zr)-Total	0.000152	<DL	0.00020	mg/L		24-FEB-21	R5387809
Dissolved Metals							
Dissolved Metals Filtration Location	LAB					23-FEB-21	R5387236
Aluminum (Al)-Dissolved	0.0156	<T	0.0050	mg/L		23-FEB-21	R5387537
Antimony (Sb)-Dissolved	0.000045	<DL	0.00010	mg/L		23-FEB-21	R5387537
Arsenic (As)-Dissolved	0.000420	<T	0.00010	mg/L		23-FEB-21	R5387537
Barium (Ba)-Dissolved	0.0104		0.00010	mg/L		23-FEB-21	R5387537
Beryllium (Be)-Dissolved	0.000008	<DL	0.00010	mg/L		23-FEB-21	R5387537
Bismuth (Bi)-Dissolved	<0.000005	<W	0.000050	mg/L		23-FEB-21	R5387537
Boron (B)-Dissolved	0.006	<DL	0.010	mg/L		23-FEB-21	R5387537
Cadmium (Cd)-Dissolved	0.0000050	<T	0.0000050	mg/L		23-FEB-21	R5387537
Calcium (Ca)-Dissolved	9.39		0.050	mg/L		23-FEB-21	R5387537
Cesium (Cs)-Dissolved	0.0000010	<DL	0.000010	mg/L		23-FEB-21	R5387537
Chromium (Cr)-Dissolved	0.00020	<DL	0.00050	mg/L		23-FEB-21	R5387537
Cobalt (Co)-Dissolved	0.000018	<DL	0.00010	mg/L		23-FEB-21	R5387537
Copper (Cu)-Dissolved	0.00085	<T	0.00020	mg/L		23-FEB-21	R5387537
Iron (Fe)-Dissolved	0.061		0.010	mg/L		23-FEB-21	R5387537
Lead (Pb)-Dissolved	0.00002	<DL	0.000050	mg/L		23-FEB-21	R5387537
Lithium (Li)-Dissolved	0.0008	<DL	0.0010	mg/L		23-FEB-21	R5387537
Magnesium (Mg)-Dissolved	2.92		0.0050	mg/L		23-FEB-21	R5387537
Manganese (Mn)-Dissolved	0.00482		0.00050	mg/L		23-FEB-21	R5387537
Mercury (Hg)-Dissolved	<0.000005	<W	0.000030	mg/L		25-FEB-21	R5390603
Molybdenum (Mo)-Dissolved	0.000175	<T	0.000050	mg/L		23-FEB-21	R5387537
Nickel (Ni)-Dissolved	0.00052	<T	0.00050	mg/L		23-FEB-21	R5387537
Phosphorus (P)-Dissolved	0.006	<DL	0.050	mg/L		23-FEB-21	R5387537
Potassium (K)-Dissolved	0.790		0.050	mg/L		23-FEB-21	R5387537
Rubidium (Rb)-Dissolved	0.00176		0.00020	mg/L		23-FEB-21	R5387537
Selenium (Se)-Dissolved	0.000106	<T	0.000050	mg/L		23-FEB-21	R5387537
Silicon (Si)-Dissolved	2.27		0.050	mg/L		23-FEB-21	R5387537
Silver (Ag)-Dissolved	<0.0000005	<W	0.000050	mg/L		23-FEB-21	R5387537
Sodium (Na)-Dissolved	3.80		0.050	mg/L		23-FEB-21	R5387537
Strontium (Sr)-Dissolved	0.0278		0.0010	mg/L		23-FEB-21	R5387537
Sulfur (S)-Dissolved	1.65		0.50	mg/L		23-FEB-21	R5387537
Tellurium (Te)-Dissolved	<0.000005	<W	0.00020	mg/L		23-FEB-21	R5387537
Thallium (Tl)-Dissolved	0.000002	<DL	0.000010	mg/L		23-FEB-21	R5387537
Thorium (Th)-Dissolved	0.000026	<DL	0.00010	mg/L		23-FEB-21	R5387537
Tin (Sn)-Dissolved	<0.00001	<W	0.00010	mg/L		23-FEB-21	R5387537
Titanium (Ti)-Dissolved	0.00022	<DL	0.00030	mg/L		23-FEB-21	R5387537

* Refer to Referenced Information for Qualifiers (if any) and Methodology.

ALS ENVIRONMENTAL ANALYTICAL REPORT

Sample Details/Parameters	Result	Qualifier*	D.L.	Units	Extracted	Analyzed	Batch
L2559124-7 SW17_SW_20210209 Sampled By: Client on 17-FEB-21 @ 12:35 Matrix: SW							
Dissolved Metals							
Tungsten (W)-Dissolved	<0.000002	<W	0.00010	mg/L		23-FEB-21	R5387537
Uranium (U)-Dissolved	0.0000810	<T	0.000010	mg/L		23-FEB-21	R5387537
Vanadium (V)-Dissolved	0.00018	<DL	0.00050	mg/L		23-FEB-21	R5387537
Zinc (Zn)-Dissolved	0.0046	<T	0.0010	mg/L		23-FEB-21	R5387537
Zirconium (Zr)-Dissolved	0.000124	<DL	0.00020	mg/L		23-FEB-21	R5387537
Aggregate Organics							
Biochemical Oxygen Demand	<2.0		2.0	mg/L		19-FEB-21	R5388998
COD	24		10	mg/L		28-FEB-21	R5394078
Oil and Grease, Total	1.4		1.0	mg/L	25-FEB-21	25-FEB-21	R5391816
Report Remarks : Hold time exceeded for re-analysis or dilution, but initial testing was conducted within hold time.							
L2559124-8 SW20_SW_20210209 Sampled By: Client on 17-FEB-21 @ 14:45 Matrix: SW							
Field Tests							
Dissolved Oxygen, Client Supplied	0		0	mg/L		26-FEB-21	R5392977
pH, Client Supplied	6.89		0.10	pH		25-FEB-21	R5390887
Temperature, Client	-0.2		-50	Deg. C		25-FEB-21	R5390887
Physical Tests							
Color, True	118		2.0	CU		20-FEB-21	R5382860
Conductivity (EC)	533		1.0	uS/cm		19-FEB-21	R5382744
Hardness (as CaCO3)	273		0.50	mg/L		24-FEB-21	
pH	7.26		0.10	pH		19-FEB-21	R5382744
Total Suspended Solids	21.0		3.0	mg/L		23-FEB-21	R5387794
Total Dissolved Solids	324		20	mg/L		23-FEB-21	R5387819
Turbidity	19.8		0.10	NTU		19-FEB-21	R5381680
Anions and Nutrients							
Acidity (as CaCO3)	9.2		2.0	mg/L		20-FEB-21	R5384163
Alkalinity, Total (as CaCO3)	266		2.0	mg/L		19-FEB-21	R5382744
Unionized ammonia	0.000342		0.000015	mg/L		26-FEB-21	
Ammonia, Total (as N)	0.446		0.020	mg/L		25-FEB-21	R5391096
Chloride (Cl)	18.7		0.10	mg/L	19-FEB-21	19-FEB-21	R5384050
Fluoride (F)	0.063		0.020	mg/L	19-FEB-21	19-FEB-21	R5384050
Nitrate (as N)	0.006	<DL	0.020	mg/L		19-FEB-21	R5384050
Nitrite (as N)	<0.001	<W	0.010	mg/L		19-FEB-21	R5384050
Total Kjeldahl Nitrogen	1.95		0.18	mg/L	25-FEB-21	26-FEB-21	R5392686
Orthophosphate-Dissolved (as P)	0.0634	DLHC	0.0090	mg/L		24-FEB-21	R5387894
Sulfate (SO4)	6.80		0.30	mg/L		19-FEB-21	R5384050
Cyanides							
Cyanide, Weak Acid Diss	0.0006	<DL	0.0020	mg/L		24-FEB-21	R5387716
Cyanide, Total	0.0006	<DL	0.0020	mg/L		24-FEB-21	R5387716
Cyanide, Free	0.0007	<DL	0.0020	mg/L		24-FEB-21	R5387716
Organic / Inorganic Carbon							
Dissolved Organic Carbon	45.2	DLM	5.0	mg/L	19-FEB-21	24-FEB-21	R5389716

* Refer to Referenced Information for Qualifiers (if any) and Methodology.

ALS ENVIRONMENTAL ANALYTICAL REPORT

Sample Details/Parameters	Result	Qualifier*	D.L.	Units	Extracted	Analyzed	Batch
L2559124-8 SW20_SW_20210209 Sampled By: Client on 17-FEB-21 @ 14:45 Matrix: SW							
Organic / Inorganic Carbon							
Total Organic Carbon	44.7	DLM	5.0	mg/L		25-FEB-21	R5392322
Total Metals							
Aluminum (Al)-Total	0.285		0.0050	mg/L		24-FEB-21	R5387809
Antimony (Sb)-Total	0.000060	<DL	0.00010	mg/L		24-FEB-21	R5387809
Arsenic (As)-Total	0.00189	<T	0.00010	mg/L		24-FEB-21	R5387809
Barium (Ba)-Total	0.0381		0.00010	mg/L		24-FEB-21	R5387809
Beryllium (Be)-Total	0.000028	<DL	0.00010	mg/L		24-FEB-21	R5387809
Bismuth (Bi)-Total	0.000010	<DL	0.000050	mg/L		24-FEB-21	R5387809
Boron (B)-Total	0.022	<T	0.010	mg/L		24-FEB-21	R5387809
Cadmium (Cd)-Total	0.0000190	<T	0.0000050	mg/L		24-FEB-21	R5387809
Calcium (Ca)-Total	67.2		0.050	mg/L		24-FEB-21	R5387809
Cesium (Cs)-Total	0.0000364		0.000010	mg/L		24-FEB-21	R5387809
Chromium (Cr)-Total	0.00054	<T	0.00050	mg/L		24-FEB-21	R5387809
Cobalt (Co)-Total	0.00292	<T	0.00010	mg/L		24-FEB-21	R5387809
Copper (Cu)-Total	0.00090	<T	0.00050	mg/L		24-FEB-21	R5387809
Iron (Fe)-Total	4.73		0.010	mg/L		24-FEB-21	R5387809
Lead (Pb)-Total	0.00048	<T	0.000050	mg/L		24-FEB-21	R5387809
Lithium (Li)-Total	0.0112	<T	0.0010	mg/L		24-FEB-21	R5387809
Magnesium (Mg)-Total	26.9		0.0050	mg/L		24-FEB-21	R5387809
Manganese (Mn)-Total	4.75	DLHC	0.0050	mg/L		24-FEB-21	R5387809
Mercury (Hg)-Total	0.000010	<DL	0.000030	mg/L		25-FEB-21	R5390497
Molybdenum (Mo)-Total	0.000300	<T	0.000050	mg/L		24-FEB-21	R5387809
Nickel (Ni)-Total	0.00212	<T	0.00050	mg/L		24-FEB-21	R5387809
Phosphorus (P)-Total	0.192		0.050	mg/L		24-FEB-21	R5387809
Potassium (K)-Total	2.33		0.050	mg/L		24-FEB-21	R5387809
Rubidium (Rb)-Total	0.00294		0.00020	mg/L		24-FEB-21	R5387809
Selenium (Se)-Total	0.000170	<T	0.000050	mg/L		24-FEB-21	R5387809
Silicon (Si)-Total	10.5		0.10	mg/L		24-FEB-21	R5387809
Silver (Ag)-Total	0.0000060	<DL	0.000050	mg/L		24-FEB-21	R5387809
Sodium (Na)-Total	13.3		0.050	mg/L		24-FEB-21	R5387809
Strontium (Sr)-Total	0.178		0.0010	mg/L		24-FEB-21	R5387809
Sulfur (S)-Total	3.80		0.50	mg/L		24-FEB-21	R5387809
Tellurium (Te)-Total	0.000025	<DL	0.00020	mg/L		24-FEB-21	R5387809
Thallium (Tl)-Total	0.000005	<DL	0.000010	mg/L		24-FEB-21	R5387809
Thorium (Th)-Total	0.000090	<DL	0.00010	mg/L		24-FEB-21	R5387809
Tin (Sn)-Total	0.00016		0.00010	mg/L		24-FEB-21	R5387809
Titanium (Ti)-Total	0.00846		0.00030	mg/L		24-FEB-21	R5387809
Tungsten (W)-Total	0.000006	<DL	0.00010	mg/L		24-FEB-21	R5387809
Uranium (U)-Total	0.000766	<T	0.000010	mg/L		24-FEB-21	R5387809
Vanadium (V)-Total	0.00132	<T	0.00050	mg/L		24-FEB-21	R5387809
Zinc (Zn)-Total	0.0076	<T	0.0030	mg/L		24-FEB-21	R5387809

* Refer to Referenced Information for Qualifiers (if any) and Methodology.

ALS ENVIRONMENTAL ANALYTICAL REPORT

Sample Details/Parameters	Result	Qualifier*	D.L.	Units	Extracted	Analyzed	Batch
L2559124-8 SW20_SW_20210209 Sampled By: Client on 17-FEB-21 @ 14:45 Matrix: SW							
Total Metals							
Zirconium (Zr)-Total	0.000496		0.00020	mg/L		24-FEB-21	R5387809
Dissolved Metals							
Dissolved Metals Filtration Location	LAB					23-FEB-21	R5387236
Aluminum (Al)-Dissolved	0.0100	<T	0.0050	mg/L		23-FEB-21	R5387537
Antimony (Sb)-Dissolved	0.000060	<DL	0.00010	mg/L		23-FEB-21	R5387537
Arsenic (As)-Dissolved	0.00162	<T	0.00010	mg/L		23-FEB-21	R5387537
Barium (Ba)-Dissolved	0.0285		0.00010	mg/L		23-FEB-21	R5387537
Beryllium (Be)-Dissolved	0.000014	<DL	0.00010	mg/L		23-FEB-21	R5387537
Bismuth (Bi)-Dissolved	<0.000005	<W	0.000050	mg/L		23-FEB-21	R5387537
Boron (B)-Dissolved	0.022		0.010	mg/L		23-FEB-21	R5387537
Cadmium (Cd)-Dissolved	0.0000074	<T	0.0000050	mg/L		23-FEB-21	R5387537
Calcium (Ca)-Dissolved	66.5		0.050	mg/L		23-FEB-21	R5387537
Cesium (Cs)-Dissolved	0.0000010	<DL	0.000010	mg/L		23-FEB-21	R5387537
Chromium (Cr)-Dissolved	0.00022	<DL	0.00050	mg/L		23-FEB-21	R5387537
Cobalt (Co)-Dissolved	0.00217	<T	0.00010	mg/L		23-FEB-21	R5387537
Copper (Cu)-Dissolved	0.00050	<T	0.00020	mg/L		23-FEB-21	R5387537
Iron (Fe)-Dissolved	1.58		0.010	mg/L		23-FEB-21	R5387537
Lead (Pb)-Dissolved	0.00008	<T	0.000050	mg/L		23-FEB-21	R5387537
Lithium (Li)-Dissolved	0.0112	<T	0.0010	mg/L		23-FEB-21	R5387537
Magnesium (Mg)-Dissolved	25.9		0.0050	mg/L		23-FEB-21	R5387537
Manganese (Mn)-Dissolved	3.46		0.0050	mg/L		23-FEB-21	R5387537
Mercury (Hg)-Dissolved	<0.000005	<W	0.000030	mg/L		25-FEB-21	R5390603
Molybdenum (Mo)-Dissolved	0.000385	<T	0.000050	mg/L		23-FEB-21	R5387537
Nickel (Ni)-Dissolved	0.00192	<T	0.00050	mg/L		23-FEB-21	R5387537
Phosphorus (P)-Dissolved	0.074		0.050	mg/L		23-FEB-21	R5387537
Potassium (K)-Dissolved	2.43		0.050	mg/L		23-FEB-21	R5387537
Rubidium (Rb)-Dissolved	0.00224		0.00020	mg/L		23-FEB-21	R5387537
Selenium (Se)-Dissolved	0.000214	<T	0.000050	mg/L		23-FEB-21	R5387537
Silicon (Si)-Dissolved	9.72		0.050	mg/L		23-FEB-21	R5387537
Silver (Ag)-Dissolved	0.0000010	<DL	0.000050	mg/L		23-FEB-21	R5387537
Sodium (Na)-Dissolved	12.9		0.050	mg/L		23-FEB-21	R5387537
Strontium (Sr)-Dissolved	0.175		0.0010	mg/L		23-FEB-21	R5387537
Sulfur (S)-Dissolved	3.50		0.50	mg/L		23-FEB-21	R5387537
Tellurium (Te)-Dissolved	0.000005	<DL	0.00020	mg/L		23-FEB-21	R5387537
Thallium (Tl)-Dissolved	0.000001	<DL	0.000010	mg/L		23-FEB-21	R5387537
Thorium (Th)-Dissolved	0.000038	<DL	0.00010	mg/L		23-FEB-21	R5387537
Tin (Sn)-Dissolved	<0.00001	<W	0.00010	mg/L		23-FEB-21	R5387537
Titanium (Ti)-Dissolved	0.00088		0.00030	mg/L		23-FEB-21	R5387537
Tungsten (W)-Dissolved	<0.000002	<W	0.00010	mg/L		23-FEB-21	R5387537
Uranium (U)-Dissolved	0.000781	<T	0.000010	mg/L		23-FEB-21	R5387537
Vanadium (V)-Dissolved	0.00040	<DL	0.00050	mg/L		23-FEB-21	R5387537

* Refer to Referenced Information for Qualifiers (if any) and Methodology.

ALS ENVIRONMENTAL ANALYTICAL REPORT

Sample Details/Parameters	Result	Qualifier*	D.L.	Units	Extracted	Analyzed	Batch
L2559124-8 SW20_SW_20210209 Sampled By: Client on 17-FEB-21 @ 14:45 Matrix: SW							
Dissolved Metals							
Zinc (Zn)-Dissolved	0.0030	<T	0.0010	mg/L		23-FEB-21	R5387537
Zirconium (Zr)-Dissolved	0.000396		0.00020	mg/L		23-FEB-21	R5387537
Aggregate Organics							
Biochemical Oxygen Demand	2.1		2.0	mg/L		21-FEB-21	R5392860
COD	94		10	mg/L		28-FEB-21	R5394078
Oil and Grease, Total	1.0		1.0	mg/L	25-FEB-21	25-FEB-21	R5391816
Radiological Parameters							
Ra-226	<0.010	<DL	0.010	Bq/L		03-MAR-21	R5398034
L2559124-9 SW22A_SW_20210209 Sampled By: Client on 17-FEB-21 @ 09:45 Matrix: SW							
Field Tests							
Dissolved Oxygen, Client Supplied	0		0	mg/L		26-FEB-21	R5392977
pH, Client Supplied	6.80		0.10	pH		25-FEB-21	R5390887
Temperature, Client	1.3		-50	Deg. C		25-FEB-21	R5390887
Physical Tests							
Color, True	134		2.0	CU		20-FEB-21	R5382860
Conductivity (EC)	611		1.0	uS/cm		19-FEB-21	R5382744
Hardness (as CaCO3)	306		0.50	mg/L		24-FEB-21	
pH	7.25		0.10	pH		19-FEB-21	R5382744
Total Suspended Solids	26.5		3.0	mg/L		23-FEB-21	R5387794
Total Dissolved Solids	404		20	mg/L		23-FEB-21	R5387819
Turbidity	24.2		0.10	NTU		19-FEB-21	R5381680
Anions and Nutrients							
Acidity (as CaCO3)	8.6		2.0	mg/L		20-FEB-21	R5384163
Alkalinity, Total (as CaCO3)	295		2.0	mg/L		19-FEB-21	R5382744
Unionized ammonia	0.000323		0.000014	mg/L		26-FEB-21	
Ammonia, Total (as N)	0.458		0.020	mg/L		25-FEB-21	R5391096
Chloride (Cl)	29.4		0.10	mg/L	19-FEB-21	19-FEB-21	R5384050
Fluoride (F)	0.083		0.020	mg/L	19-FEB-21	19-FEB-21	R5384050
Nitrate (as N)	0.004	<DL	0.020	mg/L		19-FEB-21	R5384050
Nitrite (as N)	<0.001	<W	0.010	mg/L		19-FEB-21	R5384050
Total Kjeldahl Nitrogen	2.20		0.18	mg/L	25-FEB-21	26-FEB-21	R5392686
Orthophosphate-Dissolved (as P)	0.114	DLHC	0.018	mg/L		24-FEB-21	R5387894
Sulfate (SO4)	8.10		0.30	mg/L		19-FEB-21	R5384050
Cyanides							
Cyanide, Weak Acid Diss	0.0006	<DL	0.0020	mg/L		24-FEB-21	R5387716
Cyanide, Total	0.0008	<DL	0.0020	mg/L		24-FEB-21	R5387716
Cyanide, Free	0.0005	<DL	0.0020	mg/L		24-FEB-21	R5387716
Organic / Inorganic Carbon							
Dissolved Organic Carbon	43.5	DLM	5.0	mg/L	19-FEB-21	24-FEB-21	R5389716
Total Organic Carbon	41.4	DLM	5.0	mg/L		25-FEB-21	R5392322
Total Metals							

* Refer to Referenced Information for Qualifiers (if any) and Methodology.

ALS ENVIRONMENTAL ANALYTICAL REPORT

Sample Details/Parameters	Result	Qualifier*	D.L.	Units	Extracted	Analyzed	Batch
L2559124-9 SW22A_SW_20210209 Sampled By: Client on 17-FEB-21 @ 09:45 Matrix: SW							
Total Metals							
Aluminum (Al)-Total	0.311		0.0050	mg/L		24-FEB-21	R5387809
Antimony (Sb)-Total	0.000085	<DL	0.00010	mg/L		24-FEB-21	R5387809
Arsenic (As)-Total	0.00304	<T	0.00010	mg/L		24-FEB-21	R5387809
Barium (Ba)-Total	0.0474		0.00010	mg/L		24-FEB-21	R5387809
Beryllium (Be)-Total	0.000032	<DL	0.00010	mg/L		24-FEB-21	R5387809
Bismuth (Bi)-Total	0.000010	<DL	0.000050	mg/L		24-FEB-21	R5387809
Boron (B)-Total	0.018	<T	0.010	mg/L		24-FEB-21	R5387809
Cadmium (Cd)-Total	0.0000158	<T	0.0000050	mg/L		24-FEB-21	R5387809
Calcium (Ca)-Total	74.2		0.050	mg/L		24-FEB-21	R5387809
Cesium (Cs)-Total	0.0000420		0.000010	mg/L		24-FEB-21	R5387809
Chromium (Cr)-Total	0.00058	<T	0.00050	mg/L		24-FEB-21	R5387809
Cobalt (Co)-Total	0.00389	<T	0.00010	mg/L		24-FEB-21	R5387809
Copper (Cu)-Total	0.00155	<T	0.00050	mg/L		24-FEB-21	R5387809
Iron (Fe)-Total	7.17		0.010	mg/L		24-FEB-21	R5387809
Lead (Pb)-Total	0.00038	<T	0.000050	mg/L		24-FEB-21	R5387809
Lithium (Li)-Total	0.0094	<T	0.0010	mg/L		24-FEB-21	R5387809
Magnesium (Mg)-Total	29.8		0.0050	mg/L		24-FEB-21	R5387809
Manganese (Mn)-Total	5.13	DLHC	0.0050	mg/L		24-FEB-21	R5387809
Mercury (Hg)-Total	0.000005	<DL	0.000030	mg/L		25-FEB-21	R5390497
Molybdenum (Mo)-Total	0.000215	<T	0.000050	mg/L		24-FEB-21	R5387809
Nickel (Ni)-Total	0.00270	<T	0.00050	mg/L		24-FEB-21	R5387809
Phosphorus (P)-Total	0.366		0.050	mg/L		24-FEB-21	R5387809
Potassium (K)-Total	3.03		0.050	mg/L		24-FEB-21	R5387809
Rubidium (Rb)-Total	0.00243		0.00020	mg/L		24-FEB-21	R5387809
Selenium (Se)-Total	0.000226	<T	0.000050	mg/L		24-FEB-21	R5387809
Silicon (Si)-Total	10.4		0.10	mg/L		24-FEB-21	R5387809
Silver (Ag)-Total	0.0000050	<DL	0.000050	mg/L		24-FEB-21	R5387809
Sodium (Na)-Total	14.3		0.050	mg/L		24-FEB-21	R5387809
Strontium (Sr)-Total	0.189		0.0010	mg/L		24-FEB-21	R5387809
Sulfur (S)-Total	4.00		0.50	mg/L		24-FEB-21	R5387809
Tellurium (Te)-Total	0.000040	<DL	0.00020	mg/L		24-FEB-21	R5387809
Thallium (Tl)-Total	0.000005	<DL	0.000010	mg/L		24-FEB-21	R5387809
Thorium (Th)-Total	0.000110		0.00010	mg/L		24-FEB-21	R5387809
Tin (Sn)-Total	0.00004	<DL	0.00010	mg/L		24-FEB-21	R5387809
Titanium (Ti)-Total	0.0121		0.00030	mg/L		24-FEB-21	R5387809
Tungsten (W)-Total	0.000012	<DL	0.00010	mg/L		24-FEB-21	R5387809
Uranium (U)-Total	0.000560	<T	0.000010	mg/L		24-FEB-21	R5387809
Vanadium (V)-Total	0.00184	<T	0.00050	mg/L		24-FEB-21	R5387809
Zinc (Zn)-Total	0.0120		0.0030	mg/L		24-FEB-21	R5387809
Zirconium (Zr)-Total	0.000624		0.00020	mg/L		24-FEB-21	R5387809
Dissolved Metals							

* Refer to Referenced Information for Qualifiers (if any) and Methodology.

ALS ENVIRONMENTAL ANALYTICAL REPORT

Sample Details/Parameters	Result	Qualifier*	D.L.	Units	Extracted	Analyzed	Batch
L2559124-9 SW22A_SW_20210209 Sampled By: Client on 17-FEB-21 @ 09:45 Matrix: SW							
Dissolved Metals							
Dissolved Metals Filtration Location	LAB					23-FEB-21	R5387236
Aluminum (Al)-Dissolved	0.0072	<T	0.0050	mg/L		23-FEB-21	R5387537
Antimony (Sb)-Dissolved	0.000085	<DL	0.00010	mg/L		23-FEB-21	R5387537
Arsenic (As)-Dissolved	0.00241	<T	0.00010	mg/L		23-FEB-21	R5387537
Barium (Ba)-Dissolved	0.0291		0.00010	mg/L		23-FEB-21	R5387537
Beryllium (Be)-Dissolved	0.000018	<DL	0.00010	mg/L		23-FEB-21	R5387537
Bismuth (Bi)-Dissolved	0.000005	<DL	0.000050	mg/L		23-FEB-21	R5387537
Boron (B)-Dissolved	0.018		0.010	mg/L		23-FEB-21	R5387537
Cadmium (Cd)-Dissolved	0.0000062	<T	0.0000050	mg/L		23-FEB-21	R5387537
Calcium (Ca)-Dissolved	74.1		0.050	mg/L		23-FEB-21	R5387537
Cesium (Cs)-Dissolved	0.0000012	<DL	0.000010	mg/L		23-FEB-21	R5387537
Chromium (Cr)-Dissolved	0.00026	<DL	0.00050	mg/L		23-FEB-21	R5387537
Cobalt (Co)-Dissolved	0.00292	<T	0.00010	mg/L		23-FEB-21	R5387537
Copper (Cu)-Dissolved	0.00035	<T	0.00020	mg/L		23-FEB-21	R5387537
Iron (Fe)-Dissolved	2.21		0.010	mg/L		23-FEB-21	R5387537
Lead (Pb)-Dissolved	0.00006	<T	0.000050	mg/L		23-FEB-21	R5387537
Lithium (Li)-Dissolved	0.0096	<T	0.0010	mg/L		23-FEB-21	R5387537
Magnesium (Mg)-Dissolved	29.5		0.0050	mg/L		23-FEB-21	R5387537
Manganese (Mn)-Dissolved	3.82		0.0050	mg/L		23-FEB-21	R5387537
Mercury (Hg)-Dissolved	<0.000005	<W	0.000030	mg/L		25-FEB-21	R5390603
Molybdenum (Mo)-Dissolved	0.000310	<T	0.000050	mg/L		23-FEB-21	R5387537
Nickel (Ni)-Dissolved	0.00226	<T	0.00050	mg/L		23-FEB-21	R5387537
Phosphorus (P)-Dissolved	0.140		0.050	mg/L		23-FEB-21	R5387537
Potassium (K)-Dissolved	3.00		0.050	mg/L		23-FEB-21	R5387537
Rubidium (Rb)-Dissolved	0.00171		0.00020	mg/L		23-FEB-21	R5387537
Selenium (Se)-Dissolved	0.000284	<T	0.000050	mg/L		23-FEB-21	R5387537
Silicon (Si)-Dissolved	9.73		0.050	mg/L		23-FEB-21	R5387537
Silver (Ag)-Dissolved	0.0000005	<DL	0.000050	mg/L		23-FEB-21	R5387537
Sodium (Na)-Dissolved	14.5		0.050	mg/L		23-FEB-21	R5387537
Strontium (Sr)-Dissolved	0.190		0.0010	mg/L		23-FEB-21	R5387537
Sulfur (S)-Dissolved	3.80		0.50	mg/L		23-FEB-21	R5387537
Tellurium (Te)-Dissolved	0.000020	<DL	0.00020	mg/L		23-FEB-21	R5387537
Thallium (Tl)-Dissolved	<0.000001	<W	0.000010	mg/L		23-FEB-21	R5387537
Thorium (Th)-Dissolved	0.000026	<DL	0.00010	mg/L		23-FEB-21	R5387537
Tin (Sn)-Dissolved	<0.00001	<W	0.00010	mg/L		23-FEB-21	R5387537
Titanium (Ti)-Dissolved	0.00064		0.00030	mg/L		23-FEB-21	R5387537
Tungsten (W)-Dissolved	<0.000002	<W	0.00010	mg/L		23-FEB-21	R5387537
Uranium (U)-Dissolved	0.000566	<T	0.000010	mg/L		23-FEB-21	R5387537
Vanadium (V)-Dissolved	0.00052	<T	0.00050	mg/L		23-FEB-21	R5387537
Zinc (Zn)-Dissolved	0.0068	<T	0.0010	mg/L		23-FEB-21	R5387537
Zirconium (Zr)-Dissolved	0.000444		0.00020	mg/L		23-FEB-21	R5387537

* Refer to Referenced Information for Qualifiers (if any) and Methodology.

ALS ENVIRONMENTAL ANALYTICAL REPORT

Sample Details/Parameters	Result	Qualifier*	D.L.	Units	Extracted	Analyzed	Batch
L2559124-9 SW22A_SW_20210209 Sampled By: Client on 17-FEB-21 @ 09:45 Matrix: SW							
Dissolved Metals							
Aggregate Organics							
Biochemical Oxygen Demand	5.5		2.0	mg/L		19-FEB-21	R5388998
COD	102		10	mg/L		28-FEB-21	R5394078
Oil and Grease, Total	1.0		1.0	mg/L	25-FEB-21	25-FEB-21	R5391816
Radiological Parameters							
Ra-226	<0.010	<DL	0.010	Bq/L		03-MAR-21	R5398034
L2559124-10 SW23_SW_20210209 Sampled By: Client on 17-FEB-21 @ 11:15 Matrix: SW							
Field Tests							
Dissolved Oxygen, Client Supplied	0		0	mg/L		26-FEB-21	R5392977
pH, Client Supplied	7.06		0.10	pH		25-FEB-21	R5390887
Temperature, Client	-0.7		-50	Deg. C		25-FEB-21	R5390887
Physical Tests							
Color, True	92.7		2.0	CU		20-FEB-21	R5382860
Conductivity (EC)	579		1.0	uS/cm		19-FEB-21	R5382744
Hardness (as CaCO3)	310		0.50	mg/L		24-FEB-21	
pH	7.37		0.10	pH		19-FEB-21	R5382744
Total Suspended Solids	16.0		3.0	mg/L		23-FEB-21	R5387794
Total Dissolved Solids	394		20	mg/L		23-FEB-21	R5387819
Turbidity	36.1		0.10	NTU		19-FEB-21	R5381680
Anions and Nutrients							
Acidity (as CaCO3)	7.8		2.0	mg/L		20-FEB-21	R5384163
Alkalinity, Total (as CaCO3)	289		2.0	mg/L		19-FEB-21	R5382744
Unionized ammonia	0.000432		0.000022	mg/L		26-FEB-21	
Ammonia, Total (as N)	0.400		0.020	mg/L		25-FEB-21	R5391096
Chloride (Cl)	11.5		0.10	mg/L	19-FEB-21	19-FEB-21	R5384050
Fluoride (F)	0.053		0.020	mg/L	19-FEB-21	19-FEB-21	R5384050
Nitrate (as N)	0.006	<DL	0.020	mg/L		19-FEB-21	R5384050
Nitrite (as N)	<0.001	<W	0.010	mg/L		19-FEB-21	R5384050
Total Kjeldahl Nitrogen	1.55		0.18	mg/L	25-FEB-21	25-FEB-21	R5392686
Orthophosphate-Dissolved (as P)	0.0328		0.0030	mg/L		24-FEB-21	R5387894
Sulfate (SO4)	15.6		0.30	mg/L		19-FEB-21	R5384050
Cyanides							
Cyanide, Weak Acid Diss	0.0005	<DL	0.0020	mg/L		24-FEB-21	R5387716
Cyanide, Total	0.0006	<DL	0.0020	mg/L		24-FEB-21	R5387716
Cyanide, Free	0.0003	<DL	0.0020	mg/L		24-FEB-21	R5387716
Organic / Inorganic Carbon							
Dissolved Organic Carbon	40.8	DLM	5.0	mg/L	19-FEB-21	24-FEB-21	R5389716
Total Organic Carbon	36.0	DLM	5.0	mg/L		25-FEB-21	R5392322
Total Metals							
Aluminum (Al)-Total	0.801		0.0050	mg/L		24-FEB-21	R5387809
Antimony (Sb)-Total	0.000140	<T	0.00010	mg/L		24-FEB-21	R5387809

* Refer to Referenced Information for Qualifiers (if any) and Methodology.

ALS ENVIRONMENTAL ANALYTICAL REPORT

Sample Details/Parameters	Result	Qualifier*	D.L.	Units	Extracted	Analyzed	Batch
L2559124-10 SW23_SW_20210209 Sampled By: Client on 17-FEB-21 @ 11:15 Matrix: SW							
Total Metals							
Arsenic (As)-Total	0.00196	<T	0.00010	mg/L		24-FEB-21	R5387809
Barium (Ba)-Total	0.0295		0.00010	mg/L		24-FEB-21	R5387809
Beryllium (Be)-Total	0.000048	<DL	0.00010	mg/L		24-FEB-21	R5387809
Bismuth (Bi)-Total	0.000010	<DL	0.000050	mg/L		24-FEB-21	R5387809
Boron (B)-Total	0.014	<T	0.010	mg/L		24-FEB-21	R5387809
Cadmium (Cd)-Total	0.0000292	<T	0.0000050	mg/L		24-FEB-21	R5387809
Calcium (Ca)-Total	74.3		0.050	mg/L		24-FEB-21	R5387809
Cesium (Cs)-Total	0.000108		0.000010	mg/L		24-FEB-21	R5387809
Chromium (Cr)-Total	0.00154	<T	0.00050	mg/L		24-FEB-21	R5387809
Cobalt (Co)-Total	0.00203	<T	0.00010	mg/L		24-FEB-21	R5387809
Copper (Cu)-Total	0.00210	<T	0.00050	mg/L		24-FEB-21	R5387809
Iron (Fe)-Total	2.89		0.010	mg/L		24-FEB-21	R5387809
Lead (Pb)-Total	0.00076	<T	0.000050	mg/L		24-FEB-21	R5387809
Lithium (Li)-Total	0.0084	<T	0.0010	mg/L		24-FEB-21	R5387809
Magnesium (Mg)-Total	30.0		0.0050	mg/L		24-FEB-21	R5387809
Manganese (Mn)-Total	2.49	DLHC	0.0050	mg/L		24-FEB-21	R5387809
Mercury (Hg)-Total	0.000005	<DL	0.000030	mg/L		25-FEB-21	R5390497
Molybdenum (Mo)-Total	0.000430	<T	0.000050	mg/L		24-FEB-21	R5387809
Nickel (Ni)-Total	0.00386	<T	0.00050	mg/L		24-FEB-21	R5387809
Phosphorus (P)-Total	0.116		0.050	mg/L		24-FEB-21	R5387809
Potassium (K)-Total	3.40		0.050	mg/L		24-FEB-21	R5387809
Rubidium (Rb)-Total	0.00391		0.00020	mg/L		24-FEB-21	R5387809
Selenium (Se)-Total	0.000194	<T	0.000050	mg/L		24-FEB-21	R5387809
Silicon (Si)-Total	10.9		0.10	mg/L		24-FEB-21	R5387809
Silver (Ag)-Total	0.0000070	<DL	0.000050	mg/L		24-FEB-21	R5387809
Sodium (Na)-Total	11.6		0.050	mg/L		24-FEB-21	R5387809
Strontium (Sr)-Total	0.166		0.0010	mg/L		24-FEB-21	R5387809
Sulfur (S)-Total	8.70		0.50	mg/L		24-FEB-21	R5387809
Tellurium (Te)-Total	0.000020	<DL	0.00020	mg/L		24-FEB-21	R5387809
Thallium (Tl)-Total	0.000013	<T	0.000010	mg/L		24-FEB-21	R5387809
Thorium (Th)-Total	0.000204		0.00010	mg/L		24-FEB-21	R5387809
Tin (Sn)-Total	0.00005	<DL	0.00010	mg/L		24-FEB-21	R5387809
Titanium (Ti)-Total	0.0302		0.00030	mg/L		24-FEB-21	R5387809
Tungsten (W)-Total	0.000006	<DL	0.00010	mg/L		24-FEB-21	R5387809
Uranium (U)-Total	0.00120	<T	0.000010	mg/L		24-FEB-21	R5387809
Vanadium (V)-Total	0.00278	<T	0.00050	mg/L		24-FEB-21	R5387809
Zinc (Zn)-Total	0.0050	<T	0.0030	mg/L		24-FEB-21	R5387809
Zirconium (Zr)-Total	0.000972		0.00020	mg/L		24-FEB-21	R5387809
Dissolved Metals							
Dissolved Metals Filtration Location	LAB					23-FEB-21	R5387236
Aluminum (Al)-Dissolved	0.0108	<T	0.0050	mg/L		23-FEB-21	R5387537

* Refer to Referenced Information for Qualifiers (if any) and Methodology.

ALS ENVIRONMENTAL ANALYTICAL REPORT

Sample Details/Parameters	Result	Qualifier*	D.L.	Units	Extracted	Analyzed	Batch
L2559124-10 SW23_SW_20210209 Sampled By: Client on 17-FEB-21 @ 11:15 Matrix: SW							
Dissolved Metals							
Antimony (Sb)-Dissolved	0.000150	<T	0.00010	mg/L		23-FEB-21	R5387537
Arsenic (As)-Dissolved	0.00164	<T	0.00010	mg/L		23-FEB-21	R5387537
Barium (Ba)-Dissolved	0.0234		0.00010	mg/L		23-FEB-21	R5387537
Beryllium (Be)-Dissolved	0.000014	<DL	0.00010	mg/L		23-FEB-21	R5387537
Bismuth (Bi)-Dissolved	<0.000005	<W	0.000050	mg/L		23-FEB-21	R5387537
Boron (B)-Dissolved	0.016		0.010	mg/L		23-FEB-21	R5387537
Cadmium (Cd)-Dissolved	0.0000174	<T	0.0000050	mg/L		23-FEB-21	R5387537
Calcium (Ca)-Dissolved	76.6		0.050	mg/L		23-FEB-21	R5387537
Cesium (Cs)-Dissolved	0.0000040	<DL	0.000010	mg/L		23-FEB-21	R5387537
Chromium (Cr)-Dissolved	0.00022	<DL	0.00050	mg/L		23-FEB-21	R5387537
Cobalt (Co)-Dissolved	0.00144	<T	0.00010	mg/L		23-FEB-21	R5387537
Copper (Cu)-Dissolved	0.00125	<T	0.00020	mg/L		23-FEB-21	R5387537
Iron (Fe)-Dissolved	0.808		0.010	mg/L		23-FEB-21	R5387537
Lead (Pb)-Dissolved	0.00018	<T	0.000050	mg/L		23-FEB-21	R5387537
Lithium (Li)-Dissolved	0.0086	<T	0.0010	mg/L		23-FEB-21	R5387537
Magnesium (Mg)-Dissolved	28.8		0.0050	mg/L		23-FEB-21	R5387537
Manganese (Mn)-Dissolved	2.05		0.0050	mg/L		23-FEB-21	R5387537
Mercury (Hg)-Dissolved	<0.000005	<W	0.000030	mg/L		25-FEB-21	R5390603
Molybdenum (Mo)-Dissolved	0.000505	<T	0.000050	mg/L		23-FEB-21	R5387537
Nickel (Ni)-Dissolved	0.00282	<T	0.00050	mg/L		23-FEB-21	R5387537
Phosphorus (P)-Dissolved	0.056		0.050	mg/L		23-FEB-21	R5387537
Potassium (K)-Dissolved	3.34		0.050	mg/L		23-FEB-21	R5387537
Rubidium (Rb)-Dissolved	0.00212		0.00020	mg/L		23-FEB-21	R5387537
Selenium (Se)-Dissolved	0.000246	<T	0.000050	mg/L		23-FEB-21	R5387537
Silicon (Si)-Dissolved	9.21		0.050	mg/L		23-FEB-21	R5387537
Silver (Ag)-Dissolved	0.0000025	<DL	0.000050	mg/L		23-FEB-21	R5387537
Sodium (Na)-Dissolved	11.7		0.050	mg/L		23-FEB-21	R5387537
Strontium (Sr)-Dissolved	0.163		0.0010	mg/L		23-FEB-21	R5387537
Sulfur (S)-Dissolved	8.00		0.50	mg/L		23-FEB-21	R5387537
Tellurium (Te)-Dissolved	0.000010	<DL	0.00020	mg/L		23-FEB-21	R5387537
Thallium (Tl)-Dissolved	0.000003	<DL	0.000010	mg/L		23-FEB-21	R5387537
Thorium (Th)-Dissolved	0.000044	<DL	0.00010	mg/L		23-FEB-21	R5387537
Tin (Sn)-Dissolved	<0.00001	<W	0.00010	mg/L		23-FEB-21	R5387537
Titanium (Ti)-Dissolved	0.00132		0.00030	mg/L		23-FEB-21	R5387537
Tungsten (W)-Dissolved	<0.000002	<W	0.00010	mg/L		23-FEB-21	R5387537
Uranium (U)-Dissolved	0.00126	<T	0.000010	mg/L		23-FEB-21	R5387537
Vanadium (V)-Dissolved	0.00062	<T	0.00050	mg/L		23-FEB-21	R5387537
Zinc (Zn)-Dissolved	0.0016	<T	0.0010	mg/L		23-FEB-21	R5387537
Zirconium (Zr)-Dissolved	0.000620		0.00020	mg/L		23-FEB-21	R5387537
Aggregate Organics							
Biochemical Oxygen Demand	<2.0		2.0	mg/L		19-FEB-21	R5388998

* Refer to Referenced Information for Qualifiers (if any) and Methodology.

ALS ENVIRONMENTAL ANALYTICAL REPORT

Sample Details/Parameters	Result	Qualifier*	D.L.	Units	Extracted	Analyzed	Batch
L2559124-10 SW23_SW_20210209 Sampled By: Client on 17-FEB-21 @ 11:15 Matrix: SW							
Aggregate Organics							
COD	92		10	mg/L		28-FEB-21	R5394078
Oil and Grease, Total	1.0		1.0	mg/L	25-FEB-21	25-FEB-21	R5391816
Radiological Parameters							
Ra-226	<0.010	<DL	0.010	Bq/L		03-MAR-21	R5398034
L2559124-11 SW24_SW_20210209 Sampled By: Client on 17-FEB-21 @ 10:45 Matrix: SW							
Field Tests							
Dissolved Oxygen, Client Supplied	0		0	mg/L		26-FEB-21	R5392977
pH, Client Supplied	6.96		0.10	pH		25-FEB-21	R5390887
Temperature, Client	-0.6		-50	Deg. C		25-FEB-21	R5390887
Physical Tests							
Color, True	100		2.0	CU		20-FEB-21	R5382860
Conductivity (EC)	579		1.0	uS/cm		19-FEB-21	R5382744
Hardness (as CaCO3)	309		0.50	mg/L		24-FEB-21	
pH	7.40		0.10	pH		19-FEB-21	R5382744
Total Suspended Solids	13.0		3.0	mg/L		23-FEB-21	R5387794
Total Dissolved Solids	384		20	mg/L		23-FEB-21	R5387819
Turbidity	30.7		0.10	NTU		19-FEB-21	R5381680
Anions and Nutrients							
Acidity (as CaCO3)	7.4		2.0	mg/L		20-FEB-21	R5384163
Alkalinity, Total (as CaCO3)	277		2.0	mg/L		19-FEB-21	R5382744
Unionized ammonia	0.000353		0.000017	mg/L		26-FEB-21	
Ammonia, Total (as N)	0.406		0.020	mg/L		25-FEB-21	R5391096
Chloride (Cl)	11.4		0.10	mg/L	19-FEB-21	19-FEB-21	R5384050
Fluoride (F)	0.051		0.020	mg/L	19-FEB-21	19-FEB-21	R5384050
Nitrate (as N)	0.010	<DL	0.020	mg/L		19-FEB-21	R5384050
Nitrite (as N)	<0.001	<W	0.010	mg/L		19-FEB-21	R5384050
Total Kjeldahl Nitrogen	1.65		0.18	mg/L	25-FEB-21	25-FEB-21	R5392686
Orthophosphate-Dissolved (as P)	0.0286		0.0030	mg/L		24-FEB-21	R5387894
Sulfate (SO4)	15.3		0.30	mg/L		19-FEB-21	R5384050
Cyanides							
Cyanide, Weak Acid Diss	0.0004	<DL	0.0020	mg/L		24-FEB-21	R5387716
Cyanide, Total	0.0006	<DL	0.0020	mg/L		24-FEB-21	R5387716
Cyanide, Free	0.0007	<DL	0.0020	mg/L		24-FEB-21	R5387716
Organic / Inorganic Carbon							
Dissolved Organic Carbon	41.9	DLM	5.0	mg/L	19-FEB-21	24-FEB-21	R5389716
Total Organic Carbon	37.8	DLM	5.0	mg/L		25-FEB-21	R5392322
Total Metals							
Aluminum (Al)-Total	0.555		0.0050	mg/L		24-FEB-21	R5387809
Antimony (Sb)-Total	0.000135	<T	0.00010	mg/L		24-FEB-21	R5387809
Arsenic (As)-Total	0.00190	<T	0.00010	mg/L		24-FEB-21	R5387809

* Refer to Referenced Information for Qualifiers (if any) and Methodology.

ALS ENVIRONMENTAL ANALYTICAL REPORT

Sample Details/Parameters	Result	Qualifier*	D.L.	Units	Extracted	Analyzed	Batch
L2559124-11 SW24_SW_20210209 Sampled By: Client on 17-FEB-21 @ 10:45 Matrix: SW							
Total Metals							
Barium (Ba)-Total	0.0265		0.00010	mg/L		24-FEB-21	R5387809
Beryllium (Be)-Total	0.000044	<DL	0.00010	mg/L		24-FEB-21	R5387809
Bismuth (Bi)-Total	0.000010	<DL	0.000050	mg/L		24-FEB-21	R5387809
Boron (B)-Total	0.014	<T	0.010	mg/L		24-FEB-21	R5387809
Cadmium (Cd)-Total	0.0000236	<T	0.0000050	mg/L		24-FEB-21	R5387809
Calcium (Ca)-Total	72.9		0.050	mg/L		24-FEB-21	R5387809
Cesium (Cs)-Total	0.0000764		0.000010	mg/L		24-FEB-21	R5387809
Chromium (Cr)-Total	0.00096	<T	0.00050	mg/L		24-FEB-21	R5387809
Cobalt (Co)-Total	0.00176	<T	0.00010	mg/L		24-FEB-21	R5387809
Copper (Cu)-Total	0.00230	<T	0.00050	mg/L		24-FEB-21	R5387809
Iron (Fe)-Total	2.45		0.010	mg/L		24-FEB-21	R5387809
Lead (Pb)-Total	0.00074	<T	0.000050	mg/L		24-FEB-21	R5387809
Lithium (Li)-Total	0.0082	<T	0.0010	mg/L		24-FEB-21	R5387809
Magnesium (Mg)-Total	29.5		0.0050	mg/L		24-FEB-21	R5387809
Manganese (Mn)-Total	2.19	DLHC	0.0050	mg/L		24-FEB-21	R5387809
Mercury (Hg)-Total	0.000005	<DL	0.000030	mg/L		25-FEB-21	R5390497
Molybdenum (Mo)-Total	0.000430	<T	0.000050	mg/L		24-FEB-21	R5387809
Nickel (Ni)-Total	0.00348	<T	0.00050	mg/L		24-FEB-21	R5387809
Phosphorus (P)-Total	0.102		0.050	mg/L		24-FEB-21	R5387809
Potassium (K)-Total	3.42		0.050	mg/L		24-FEB-21	R5387809
Rubidium (Rb)-Total	0.00336		0.00020	mg/L		24-FEB-21	R5387809
Selenium (Se)-Total	0.000222	<T	0.000050	mg/L		24-FEB-21	R5387809
Silicon (Si)-Total	10.3		0.10	mg/L		24-FEB-21	R5387809
Silver (Ag)-Total	0.0000060	<DL	0.000050	mg/L		24-FEB-21	R5387809
Sodium (Na)-Total	11.3		0.050	mg/L		24-FEB-21	R5387809
Strontium (Sr)-Total	0.165		0.0010	mg/L		24-FEB-21	R5387809
Sulfur (S)-Total	8.45		0.50	mg/L		24-FEB-21	R5387809
Tellurium (Te)-Total	0.000035	<DL	0.00020	mg/L		24-FEB-21	R5387809
Thallium (Tl)-Total	0.000009	<DL	0.000010	mg/L		24-FEB-21	R5387809
Thorium (Th)-Total	0.000174		0.00010	mg/L		24-FEB-21	R5387809
Tin (Sn)-Total	0.00005	<DL	0.00010	mg/L		24-FEB-21	R5387809
Titanium (Ti)-Total	0.0212		0.00030	mg/L		24-FEB-21	R5387809
Tungsten (W)-Total	0.000008	<DL	0.00010	mg/L		24-FEB-21	R5387809
Uranium (U)-Total	0.00120	<T	0.000010	mg/L		24-FEB-21	R5387809
Vanadium (V)-Total	0.00218	<T	0.00050	mg/L		24-FEB-21	R5387809
Zinc (Zn)-Total	0.0150		0.0030	mg/L		24-FEB-21	R5387809
Zirconium (Zr)-Total	0.000940		0.00020	mg/L		24-FEB-21	R5387809
Dissolved Metals							
Dissolved Metals Filtration Location	LAB					23-FEB-21	R5387236
Aluminum (Al)-Dissolved	0.0110	<T	0.0050	mg/L		23-FEB-21	R5387537
Antimony (Sb)-Dissolved	0.000150	<T	0.00010	mg/L		23-FEB-21	R5387537

* Refer to Referenced Information for Qualifiers (if any) and Methodology.

ALS ENVIRONMENTAL ANALYTICAL REPORT

Sample Details/Parameters	Result	Qualifier*	D.L.	Units	Extracted	Analyzed	Batch
L2559124-11 SW24_SW_20210209 Sampled By: Client on 17-FEB-21 @ 10:45 Matrix: SW							
Dissolved Metals							
Arsenic (As)-Dissolved	0.00165	<T	0.00010	mg/L		23-FEB-21	R5387537
Barium (Ba)-Dissolved	0.0228		0.00010	mg/L		23-FEB-21	R5387537
Beryllium (Be)-Dissolved	0.000014	<DL	0.00010	mg/L		23-FEB-21	R5387537
Bismuth (Bi)-Dissolved	<0.000005	<W	0.000050	mg/L		23-FEB-21	R5387537
Boron (B)-Dissolved	0.014		0.010	mg/L		23-FEB-21	R5387537
Cadmium (Cd)-Dissolved	0.0000140	<T	0.0000050	mg/L		23-FEB-21	R5387537
Calcium (Ca)-Dissolved	75.7		0.050	mg/L		23-FEB-21	R5387537
Cesium (Cs)-Dissolved	0.0000036	<DL	0.000010	mg/L		23-FEB-21	R5387537
Chromium (Cr)-Dissolved	0.00020	<DL	0.00050	mg/L		23-FEB-21	R5387537
Cobalt (Co)-Dissolved	0.00140	<T	0.00010	mg/L		23-FEB-21	R5387537
Copper (Cu)-Dissolved	0.00130	<T	0.00020	mg/L		23-FEB-21	R5387537
Iron (Fe)-Dissolved	0.820		0.010	mg/L		23-FEB-21	R5387537
Lead (Pb)-Dissolved	0.00018	<T	0.000050	mg/L		23-FEB-21	R5387537
Lithium (Li)-Dissolved	0.0082	<T	0.0010	mg/L		23-FEB-21	R5387537
Magnesium (Mg)-Dissolved	29.1		0.0050	mg/L		23-FEB-21	R5387537
Manganese (Mn)-Dissolved	2.04		0.0050	mg/L		23-FEB-21	R5387537
Mercury (Hg)-Dissolved	<0.000005	<W	0.000030	mg/L		25-FEB-21	R5390603
Molybdenum (Mo)-Dissolved	0.000515	<T	0.000050	mg/L		23-FEB-21	R5387537
Nickel (Ni)-Dissolved	0.00284	<T	0.00050	mg/L		23-FEB-21	R5387537
Phosphorus (P)-Dissolved	0.046	<DL	0.050	mg/L		23-FEB-21	R5387537
Potassium (K)-Dissolved	3.47		0.050	mg/L		23-FEB-21	R5387537
Rubidium (Rb)-Dissolved	0.00217		0.00020	mg/L		23-FEB-21	R5387537
Selenium (Se)-Dissolved	0.000256	<T	0.000050	mg/L		23-FEB-21	R5387537
Silicon (Si)-Dissolved	9.08		0.050	mg/L		23-FEB-21	R5387537
Silver (Ag)-Dissolved	0.0000015	<DL	0.000050	mg/L		23-FEB-21	R5387537
Sodium (Na)-Dissolved	11.8		0.050	mg/L		23-FEB-21	R5387537
Strontium (Sr)-Dissolved	0.166		0.0010	mg/L		23-FEB-21	R5387537
Sulfur (S)-Dissolved	7.90		0.50	mg/L		23-FEB-21	R5387537
Tellurium (Te)-Dissolved	0.000010	<DL	0.00020	mg/L		23-FEB-21	R5387537
Thallium (Tl)-Dissolved	0.000003	<DL	0.000010	mg/L		23-FEB-21	R5387537
Thorium (Th)-Dissolved	0.000040	<DL	0.00010	mg/L		23-FEB-21	R5387537
Tin (Sn)-Dissolved	<0.00001	<W	0.00010	mg/L		23-FEB-21	R5387537
Titanium (Ti)-Dissolved	0.00130		0.00030	mg/L		23-FEB-21	R5387537
Tungsten (W)-Dissolved	<0.000002	<W	0.00010	mg/L		23-FEB-21	R5387537
Uranium (U)-Dissolved	0.00125	<T	0.000010	mg/L		23-FEB-21	R5387537
Vanadium (V)-Dissolved	0.00062	<T	0.00050	mg/L		23-FEB-21	R5387537
Zinc (Zn)-Dissolved	0.0106		0.0010	mg/L		23-FEB-21	R5387537
Zirconium (Zr)-Dissolved	0.000612		0.00020	mg/L		23-FEB-21	R5387537
Aggregate Organics							
Biochemical Oxygen Demand	<2.0		2.0	mg/L		19-FEB-21	R5388998
COD	85		10	mg/L		28-FEB-21	R5394078

* Refer to Referenced Information for Qualifiers (if any) and Methodology.

ALS ENVIRONMENTAL ANALYTICAL REPORT

Sample Details/Parameters	Result	Qualifier*	D.L.	Units	Extracted	Analyzed	Batch
L2559124-11 SW24_SW_20210209 Sampled By: Client on 17-FEB-21 @ 10:45 Matrix: SW							
Aggregate Organics							
Oil and Grease, Total	1.2		1.0	mg/L	25-FEB-21	25-FEB-21	R5391816
Radiological Parameters							
Ra-226	<0.010	<DL	0.010	Bq/L		03-MAR-21	R5398034
L2559124-12 TB_SW_20210209 Sampled By: Client on 17-FEB-21 @ 08:56 Matrix: SW							
Physical Tests							
Color, True	<2.0		2.0	CU		20-FEB-21	R5382860
Conductivity (EC)	0.6	<DL	1.0	uS/cm		19-FEB-21	R5382744
Hardness (as CaCO3)	<0.50		0.50	mg/L		25-FEB-21	
pH	5.39		0.10	pH		19-FEB-21	R5382744
Total Suspended Solids	<0.5	<W	3.0	mg/L		23-FEB-21	R5387794
Total Dissolved Solids	<2	<W	10	mg/L		23-FEB-21	R5387819
Turbidity	<0.10		0.10	NTU		19-FEB-21	R5381680
Anions and Nutrients							
Acidity (as CaCO3)	0.2	<DL	2.0	mg/L		20-FEB-21	R5384163
Alkalinity, Total (as CaCO3)	0.4	<DL	2.0	mg/L		19-FEB-21	R5382744
Ammonia, Total (as N)	<0.002	<W	0.020	mg/L		25-FEB-21	R5391096
Chloride (Cl)	<0.10		0.10	mg/L	19-FEB-21	19-FEB-21	R5384050
Fluoride (F)	<0.020		0.020	mg/L	22-FEB-21	22-FEB-21	R5385615
Nitrate (as N)	0.002	<DL	0.020	mg/L		19-FEB-21	R5384050
Nitrite (as N)	<0.001	<W	0.010	mg/L		19-FEB-21	R5384050
Total Kjeldahl Nitrogen	<0.05	<W	0.18	mg/L	25-FEB-21	25-FEB-21	R5392686
Orthophosphate-Dissolved (as P)	<0.0030		0.0030	mg/L		24-FEB-21	R5387894
Sulfate (SO4)	<0.05	<W	0.30	mg/L		19-FEB-21	R5384050
Cyanides							
Cyanide, Weak Acid Diss	<0.0001	<W	0.0020	mg/L		24-FEB-21	R5387716
Cyanide, Total	<0.0002	<W	0.0020	mg/L		24-FEB-21	R5387716
Cyanide, Free	<0.0001	<W	0.0020	mg/L		24-FEB-21	R5387716
Organic / Inorganic Carbon							
Dissolved Organic Carbon	0.56		0.50	mg/L	17-FEB-21	24-FEB-21	R5389716
Total Organic Carbon	<0.50		0.50	mg/L		25-FEB-21	R5392322
Total Metals							
Aluminum (Al)-Total	0.0006	<DL	0.0050	mg/L		24-FEB-21	R5387809
Antimony (Sb)-Total	<0.000005	<W	0.00010	mg/L		24-FEB-21	R5387809
Arsenic (As)-Total	0.000005	<DL	0.00010	mg/L		24-FEB-21	R5387809
Barium (Ba)-Total	<0.00002	<W	0.00010	mg/L		24-FEB-21	R5387809
Beryllium (Be)-Total	0.000002	<DL	0.00010	mg/L		24-FEB-21	R5387809
Bismuth (Bi)-Total	<0.000005	<W	0.000050	mg/L		24-FEB-21	R5387809
Boron (B)-Total	0.008	<DL	0.010	mg/L		24-FEB-21	R5387809
Cadmium (Cd)-Total	<0.0000002	<W	0.0000050	mg/L		24-FEB-21	R5387809
Calcium (Ca)-Total	0.010	<DL	0.050	mg/L		24-FEB-21	R5387809

* Refer to Referenced Information for Qualifiers (if any) and Methodology.

ALS ENVIRONMENTAL ANALYTICAL REPORT

Sample Details/Parameters	Result	Qualifier*	D.L.	Units	Extracted	Analyzed	Batch
L2559124-12 TB_SW_20210209 Sampled By: Client on 17-FEB-21 @ 08:56 Matrix: SW							
Total Metals							
Cesium (Cs)-Total	<0.0000002	<W	0.000010	mg/L		24-FEB-21	R5387809
Chromium (Cr)-Total	<0.00002	<W	0.00050	mg/L		24-FEB-21	R5387809
Cobalt (Co)-Total	<0.000002	<W	0.00010	mg/L		24-FEB-21	R5387809
Copper (Cu)-Total	<0.00005	<W	0.00050	mg/L		24-FEB-21	R5387809
Iron (Fe)-Total	<0.001	<W	0.010	mg/L		24-FEB-21	R5387809
Lead (Pb)-Total	<0.00002	<W	0.000050	mg/L		24-FEB-21	R5387809
Lithium (Li)-Total	<0.0002	<W	0.0010	mg/L		24-FEB-21	R5387809
Magnesium (Mg)-Total	<0.0005	<W	0.0050	mg/L		24-FEB-21	R5387809
Manganese (Mn)-Total	<0.00002	<W	0.00050	mg/L		24-FEB-21	R5387809
Mercury (Hg)-Total	<0.000005	<W	0.000030	mg/L		25-FEB-21	R5390497
Molybdenum (Mo)-Total	<0.000005	<W	0.000050	mg/L		24-FEB-21	R5387809
Nickel (Ni)-Total	<0.00002	<W	0.00050	mg/L		24-FEB-21	R5387809
Phosphorus (P)-Total	0.010	<DL	0.050	mg/L		24-FEB-21	R5387809
Potassium (K)-Total	<0.002	<W	0.050	mg/L		24-FEB-21	R5387809
Rubidium (Rb)-Total	<0.000002	<W	0.00020	mg/L		24-FEB-21	R5387809
Selenium (Se)-Total	0.000004	<DL	0.000050	mg/L		24-FEB-21	R5387809
Silicon (Si)-Total	0.012	<DL	0.10	mg/L		24-FEB-21	R5387809
Silver (Ag)-Total	0.0000035	<DL	0.000050	mg/L		24-FEB-21	R5387809
Sodium (Na)-Total	0.015	<DL	0.050	mg/L		24-FEB-21	R5387809
Strontium (Sr)-Total	<0.00001	<W	0.0010	mg/L		24-FEB-21	R5387809
Sulfur (S)-Total	<0.05	<W	0.50	mg/L		24-FEB-21	R5387809
Tellurium (Te)-Total	<0.000005	<W	0.00020	mg/L		24-FEB-21	R5387809
Thallium (Tl)-Total	<0.000001	<W	0.000010	mg/L		24-FEB-21	R5387809
Thorium (Th)-Total	0.000002	<DL	0.00010	mg/L		24-FEB-21	R5387809
Tin (Sn)-Total	0.00003	<DL	0.00010	mg/L		24-FEB-21	R5387809
Titanium (Ti)-Total	0.00004	<DL	0.00030	mg/L		24-FEB-21	R5387809
Tungsten (W)-Total	0.000002	<DL	0.00010	mg/L		24-FEB-21	R5387809
Uranium (U)-Total	0.0000005	<DL	0.000010	mg/L		24-FEB-21	R5387809
Vanadium (V)-Total	<0.00002	<W	0.00050	mg/L		24-FEB-21	R5387809
Zinc (Zn)-Total	0.0012	<DL	0.0030	mg/L		24-FEB-21	R5387809
Zirconium (Zr)-Total	<0.000004	<W	0.00020	mg/L		24-FEB-21	R5387809
Dissolved Metals							
Dissolved Metals Filtration Location	FIELD					24-FEB-21	R5387407
Aluminum (Al)-Dissolved	<0.0002	<W	0.0050	mg/L		24-FEB-21	R5389336
Antimony (Sb)-Dissolved	0.000005	<DL	0.00010	mg/L		24-FEB-21	R5389336
Arsenic (As)-Dissolved	<0.000005	<W	0.00010	mg/L		24-FEB-21	R5389336
Barium (Ba)-Dissolved	<0.00002	<W	0.00010	mg/L		24-FEB-21	R5389336
Beryllium (Be)-Dissolved	<0.000002	<W	0.00010	mg/L		24-FEB-21	R5389336
Bismuth (Bi)-Dissolved	<0.000005	<W	0.000050	mg/L		24-FEB-21	R5389336
Boron (B)-Dissolved	0.006	<DL	0.010	mg/L		24-FEB-21	R5389336
Cadmium (Cd)-Dissolved	<0.0000002	<W	0.0000050	mg/L		24-FEB-21	R5389336

* Refer to Referenced Information for Qualifiers (if any) and Methodology.

ALS ENVIRONMENTAL ANALYTICAL REPORT

Sample Details/Parameters	Result	Qualifier*	D.L.	Units	Extracted	Analyzed	Batch
L2559124-12 TB_SW_20210209 Sampled By: Client on 17-FEB-21 @ 08:56 Matrix: SW							
Dissolved Metals							
Calcium (Ca)-Dissolved	0.015	<DL	0.050	mg/L		24-FEB-21	R5389336
Cesium (Cs)-Dissolved	<0.0000002	<W	0.000010	mg/L		24-FEB-21	R5389336
Chromium (Cr)-Dissolved	0.00010	<DL	0.00050	mg/L		24-FEB-21	R5389336
Cobalt (Co)-Dissolved	<0.000002	<W	0.00010	mg/L		24-FEB-21	R5389336
Copper (Cu)-Dissolved	<0.00005	<W	0.00020	mg/L		24-FEB-21	R5389336
Iron (Fe)-Dissolved	<0.001	<W	0.010	mg/L		24-FEB-21	R5389336
Lead (Pb)-Dissolved	<0.00002	<W	0.000050	mg/L		24-FEB-21	R5389336
Lithium (Li)-Dissolved	<0.0002	<W	0.0010	mg/L		24-FEB-21	R5389336
Magnesium (Mg)-Dissolved	<0.0005	<W	0.0050	mg/L		24-FEB-21	R5389336
Manganese (Mn)-Dissolved	<0.00002	<W	0.00050	mg/L		24-FEB-21	R5389336
Mercury (Hg)-Dissolved	<0.000005	<W	0.000030	mg/L		25-FEB-21	R5390603
Molybdenum (Mo)-Dissolved	<0.000005	<W	0.000050	mg/L		24-FEB-21	R5389336
Nickel (Ni)-Dissolved	<0.00002	<W	0.00050	mg/L		24-FEB-21	R5389336
Phosphorus (P)-Dissolved	<0.002	<W	0.050	mg/L		24-FEB-21	R5389336
Potassium (K)-Dissolved	<0.002	<W	0.050	mg/L		24-FEB-21	R5389336
Rubidium (Rb)-Dissolved	<0.000002	<W	0.00020	mg/L		24-FEB-21	R5389336
Selenium (Se)-Dissolved	<0.000002	<W	0.000050	mg/L		24-FEB-21	R5389336
Silicon (Si)-Dissolved	0.018	<DL	0.050	mg/L		24-FEB-21	R5389336
Silver (Ag)-Dissolved	0.0000010	<DL	0.000050	mg/L		24-FEB-21	R5389336
Sodium (Na)-Dissolved	<0.005	<W	0.050	mg/L		24-FEB-21	R5389336
Strontium (Sr)-Dissolved	<0.00001	<W	0.0010	mg/L		24-FEB-21	R5389336
Sulfur (S)-Dissolved	<0.05	<W	0.50	mg/L		24-FEB-21	R5389336
Tellurium (Te)-Dissolved	0.000005	<DL	0.00020	mg/L		24-FEB-21	R5389336
Thallium (Tl)-Dissolved	<0.000001	<W	0.000010	mg/L		24-FEB-21	R5389336
Thorium (Th)-Dissolved	<0.000002	<W	0.00010	mg/L		24-FEB-21	R5389336
Tin (Sn)-Dissolved	0.00003	<DL	0.00010	mg/L		24-FEB-21	R5389336
Titanium (Ti)-Dissolved	<0.00002	<W	0.00030	mg/L		24-FEB-21	R5389336
Tungsten (W)-Dissolved	<0.000002	<W	0.00010	mg/L		24-FEB-21	R5389336
Uranium (U)-Dissolved	<0.0000005	<W	0.000010	mg/L		24-FEB-21	R5389336
Vanadium (V)-Dissolved	<0.00002	<W	0.00050	mg/L		24-FEB-21	R5389336
Zinc (Zn)-Dissolved	0.0004	<DL	0.0010	mg/L		24-FEB-21	R5389336
Zirconium (Zr)-Dissolved	<0.000004	<W	0.00020	mg/L		24-FEB-21	R5389336
Aggregate Organics							
Biochemical Oxygen Demand	<2.0		2.0	mg/L		19-FEB-21	R5388998
COD	<10		10	mg/L		28-FEB-21	R5394078
Oil and Grease, Total	1.6		1.0	mg/L	25-FEB-21	25-FEB-21	R5391816

* Refer to Referenced Information for Qualifiers (if any) and Methodology.

Reference Information

QC Samples with Qualifiers & Comments:

QC Type Description	Parameter	Qualifier	Applies to Sample Number(s)
Matrix Spike	Ammonia, Total (as N)	MS-B	L2559124-1, -10, -11, -12, -2, -3, -4, -5, -6, -7, -8, -9
Matrix Spike	Nitrate (as N)	MS-B	L2559124-1, -10, -11, -12, -2, -3, -4, -5, -6, -7, -8, -9
Matrix Spike	Sulfate (SO4)	MS-B	L2559124-1, -10, -11, -12, -2, -3, -4, -5, -6, -7, -8, -9

Sample Parameter Qualifier key listed:

Qualifier	Description
<DL	Recorded value = measured amount <LMDL (non-zero)
<T	A Measurable Trace Amount: Interpret With Caution
<W	No Measurable Response (Zero): < Reported Value
DLHC	Detection Limit Raised: Dilution required due to high concentration of test analyte(s).
DLM	Detection Limit Adjusted due to sample matrix effects (e.g. chemical interference, colour, turbidity).
MS-B	Matrix Spike recovery could not be accurately calculated due to high analyte background in sample.
PEHT	Parameter Exceeded Recommended Holding Time Prior to Analysis
RRR	Refer to Report Remarks for issues regarding this analysis
RRV	Reported Result Verified By Repeat Analysis

Test Method References:

ALS Test Code	Matrix	Test Description	Method Reference**
ACY-MISA-TB	Effluent	Acidity (as CaCO3)	APHA 2310 B-POTENTIOMETRIC TITRATION
Aqueous matrices are analyzed by potentiometry. Acidity reported includes acidity caused by hydrolyzable metals present in the sample.			
ALK-MISA-TB	Effluent	Alkalinity, Total (as CaCO3)	APHA 2320 B-Auto-Pot. Titration
This analysis is carried out using procedures adapted from APHA Method 2320 "Alkalinity". Total alkalinity is determined by potentiometric titration to a pH 4.5 endpoint. Bicarbonate, carbonate and hydroxide alkalinity are calculated from phenolphthalein alkalinity and total alkalinity values.			
BOD-TB	Water	Biochemical Oxygen Demand (BOD)	APHA 5210 B- BIOCHEMICAL OXYGEN DEMAND
All forms of biochemical oxygen demand (BOD) are determined by diluting and incubating a sample for a specified time period, and measuring the oxygen depletion using a dissolved oxygen meter. Dissolved BOD (SOLUBLE) is determined by filtering the sample through a glass fibre filter prior to dilution. Carbonaceous BOD (CBOD) is determined by adding a nitrification inhibitor to the diluted sample prior to incubation.			
CL-L-IC-N-TB	Water	Chloride in Water by IC (Low Level)	EPA 300.1 (mod)
Inorganic anions are analyzed by Ion Chromatography with conductivity and/or UV detection.			
CN-FREE-MISA-CFA-WT	Effluent	Free Cyanide by Continuous Flow Analyzer	ASTM D7237-10 (modified)
This analysis is carried out using procedures adapted from ASTM Method 7237 "Free Cyanide with Flow Injection Analysis (FIA) Utilizing Gas Diffusion Separation and Amperometric Detection". Free cyanide is determined by in-line gas diffusion at pH 6 with final determination by colourimetric analysis.			
CN-T-MISA-CFA-WT	Effluent	Total Cyanide by CFA	ISO 14403-2:2012 (modified)
This analysis is carried out using procedures adapted from ISO Method 14403:2002 "Determination of Total Cyanide using Flow Analysis (FIA and CFA)". Total or strong acid dissociable (SAD) cyanide is determined by in-line UV digestion along with sample distillation and final determination by colourimetric analysis. Method Limitation: This method is susceptible to interference from thiocyanate (SCN). If SCN is present in the sample, there could be a positive interference with this method, but it would be less than 1% and could be as low as zero.			
CN-WAD-MISA-CFA-WT	Effluent	Weak Acid Dissociable Cyanide by CFA	APHA 4500-CN CYANIDE (modified)
This analysis is carried out using procedures adapted from APHA Method 4500-CN I. "Weak Acid Dissociable Cyanide". Weak Acid Dissociable (WAD) cyanide is determined by in-line sample distillation with final determination by colourimetric analysis.			
COD-T-WT	Water	Chemical Oxygen Demand	APHA 5220 D
This analysis is carried out using procedures adapted from APHA Method 5220 "Chemical Oxygen Demand (COD)". Chemical oxygen demand is determined using the closed reflux colourimetric method.			
COLOUR-TB	Water	Colour, True	APHA 2120 C
True Colour in aqueous matrices is analyzed using colourimetric detection. This is determined by filtering a sample through a 0.45 micron membrane filter followed by analysis of the filtrate using a platinum-cobalt standard.			
DO-CLIENT-TB	Water	Dissolved Oxygen, Client Supplied	Result supplied by Client
DOC-WT	Effluent	Dissolved Organic Carbon for MISA	APHA 5310 B-Instrumental

Reference Information

EC-MISA-TB	Effluent	Conductivity (EC)	APHA 2510 B-ELECTRODE

This analysis is carried out using procedures adapted from APHA Method 2510 "Conductivity". Conductivity is determined using a conductivity electrode.

ETL-NH3-UNION-CLI-WT	Water	Un-ionized ammonia	CALCULATION
F-IC-N-TB	Water	Fluoride in Water by IC	EPA 300.1 (mod)

Inorganic anions are analyzed by Ion Chromatography with conductivity and/or UV detection.

HARDNESS-CALC-WT	Water	Hardness	APHA 2340 B

Hardness (also known as Total Hardness) is calculated from the sum of Calcium and Magnesium concentrations, expressed in CaCO3 equivalents. Dissolved Calcium and Magnesium concentrations are preferentially used for the hardness calculation.

HG-DIS-WT	Effluent	Mercury (Hg)-Dissolved for MISA	SW846 7470A
HG-TOT-WT	Effluent	Mercury (Hg)-Total for MISA	SW846 7470A
MET-D-MISA-MS-WT	Effluent	Diss. Metals in Effluent by ICPMS (MISA)	EPA 200.8

The concentration of metals determined on an filtered effluent sample for the MISA regulation. The samples are analyzed directly (undigested) by ICP-MS.

MET-T-MISA-MS-WT	Effluent	Total Metals by ICPMS	EPA 200.8

The concentration of metals determined on an unfiltered effluent sample for the MISA regulation. The samples are digested in acid and analyzed by ICP-MS.

NH3-F-WT	Effluent	Ammonia, Total as N	J. ENVIRON. MONIT., 2005, 7, 37-42, RSC

This analysis is carried out, on sulfuric acid preserved samples, using procedures modified from J. Environ. Monit., 2005, 7, 37 - 42, The Royal Society of Chemistry, "Flow-injection analysis with fluorescence detection for the determination of trace levels of ammonium in seawater", Roslyn J. Waston et al.

NO2-MISA-IC-TB	Effluent	Nitrite in Water by IC	EPA 300.1 (mod)

Anions in aqueous matrices are analyzed using ion chromatography with conductivity and/or UV absorbance detectors.

NO3-MISA-IC-TB	Effluent	Nitrate in Water by IC	EPA 300.1 (mod)

Anions in aqueous matrices are analyzed using ion chromatography with conductivity and/or UV absorbance detectors.

OGG-TOT-WT	Effluent	Oil and Grease, Total for MISA	APHA 5520 B-Hexane Gravimetric
PH,TEMP-CLIENT-WT	Water	pH & Temperature	Results supplied by client
PH-MISA-TB	Effluent	pH	APHA 4500-H-ELECTRODE

This analysis is carried out using procedures adapted from APHA Method 4500-H "pH Value". The pH is determined in the laboratory using a pH electrode

PO4-DO-COL-WT	Water	Diss. Orthophosphate in Water by Colour	APHA 4500-P PHOSPHORUS

This analysis is carried out using procedures adapted from APHA Method 4500-P "Phosphorus". Dissolved Orthophosphate is determined colourimetrically on a sample that has been lab or field filtered through a 0.45 micron membrane filter.

RA226-MMER-BE	Water	Radium 226	Radium Isotopes by Alpha Spectrometry

Determination of Gamma Emitting Radionuclides In Water and Solids by Gamma Spectrometry.

SO4-MISA-IC-TB	Effluent	Sulfate in Water by IC	EPA 300.1 (mod)

Anions in aqueous matrices are analyzed using ion chromatography with conductivity and/or UV absorbance detectors.

TDS-MISA-TB	Effluent	Total Dissolved Solids	APHA 2540 C (modified)

Aqueous matrices are analyzed using gravimetry and evaporation

TKN-WT	Effluent	Total Kjeldahl Nitrogen for MISA	APHA 4500-N

Reference Information

TOC-WT	Water	Total Organic Carbon	APHA 5310B

Sample is injected into a heated reaction chamber which is packed with an oxidative catalyst. The water is vaporized and the organic cabon is oxidized to carbon dioxide. The carbon dioxide is transported in a carrier gas and is measured by a non-dispersive infrared detector.

TSS-MISA-TB	Effluent	Total Suspended Solids	APHA 2540 D (modified)

Aqueous matrices are analyzed using gravimetry

TURBIDITY-TB	Water	Turbidity	APHA 2130 B-Nephelometer

Aqueous matrices are analyzed using nephelometry with the light scatter measured at a 90” angle.

** ALS test methods may incorporate modifications from specified reference methods to improve performance.

The last two letters of the above test code(s) indicate the laboratory that performed analytical analysis for that test. Refer to the list below:

Laboratory Definition Code	Laboratory Location
TB	ALS ENVIRONMENTAL - THUNDER BAY, ONTARIO, CANADA
WT	ALS ENVIRONMENTAL - WATERLOO, ONTARIO, CANADA
BE	BECQUEREL LABORATORIES INC. - MISSISSAUGA, ONTARIO, CANADA

Chain of Custody Numbers:

GLOSSARY OF REPORT TERMS

Surrogates are compounds that are similar in behaviour to target analyte(s), but that do not normally occur in environmental samples. For applicable tests, surrogates are added to samples prior to analysis as a check on recovery. In reports that display the D.L. column, laboratory objectives for surrogates are listed there.
mg/kg - milligrams per kilogram based on dry weight of sample
mg/kg wwt - milligrams per kilogram based on wet weight of sample
mg/kg lwt - milligrams per kilogram based on lipid weight of sample
mg/L - unit of concentration based on volume, parts per million.
< - Less than.
D.L. - The reporting limit.
N/A - Result not available. Refer to qualifier code and definition for explanation.

Test results reported relate only to the samples as received by the laboratory.
UNLESS OTHERWISE STATED, ALL SAMPLES WERE RECEIVED IN ACCEPTABLE CONDITION.
Analytical results in unsigned test reports with the DRAFT watermark are subject to change, pending final QC review.

Quality Control Report

Workorder: L2559124 Report Date: 15-MAR-21

Client: New Gold Inc. Rainy River Project
24 Marr Rd
Barwick ON P0W 1A0
Contact: Amanda Jacobs

Test	Matrix	Reference	Result	Qualifier	Units	RPD	Limit	Analyzed
BOD-TB	**Water**							
Batch R5388998								
WG3490242-8 DUP		**L2558707-1**						
Biochemical Oxygen Demand		135	136		mg/L	1.0	30	19-FEB-21
WG3490242-2 LCS								
Biochemical Oxygen Demand			103.9		%		85-115	19-FEB-21
WG3490242-6 LCS								
Biochemical Oxygen Demand			102.7		%		85-115	19-FEB-21
WG3490242-1 MB								
Biochemical Oxygen Demand			<2.0		mg/L		2	19-FEB-21
WG3490242-5 MB								
Biochemical Oxygen Demand			<2.0		mg/L		2	19-FEB-21
Batch R5392860								
WG3490888-3 DUP		**L2559096-2**						
Biochemical Oxygen Demand		105	106		mg/L	0.7	30	21-FEB-21
WG3490888-2 LCS								
Biochemical Oxygen Demand			90.2		%		85-115	21-FEB-21
WG3490888-1 MB								
Biochemical Oxygen Demand			<2.0		mg/L		2	21-FEB-21
CL-L-IC-N-TB	**Water**							
Batch R5384050								
WG3490346-3 DUP		**L2559124-2**						
Chloride (Cl)		0.39	0.42		mg/L	6.6	20	19-FEB-21
WG3490346-2 LCS								
Chloride (Cl)			100.6		%		90-110	19-FEB-21
WG3490346-1 MB								
Chloride (Cl)			<0.10		mg/L		0.1	19-FEB-21
COD-T-WT	**Water**							
Batch R5394078								
WG3494514-3 DUP		**L2559090-1**						
COD		43	46		mg/L	7.0	20	28-FEB-21
WG3494514-2 LCS								
COD			96.1		%		85-115	28-FEB-21
WG3494514-1 MB								
COD			<10		mg/L		10	28-FEB-21
WG3494514-4 MS		**L2559090-1**						
COD			96.3		%		75-125	28-FEB-21
COLOUR-TB	**Water**							

Quality Control Report

Client: New Gold Inc. Rainy River Project
24 Marr Rd
Barwick ON P0W 1A0
Contact: Amanda Jacobs

Test	Matrix	Reference	Result	Qualifier	Units	RPD	Limit	Analyzed
COLOUR-TB	**Water**							
Batch R5382860								
WG3490329-3 DUP		**L2559124-3**						
Color, True		84.9	84.5		CU	0.5	20	20-FEB-21
WG3490329-2 LCS								
Color, True			99.1		%		85-115	20-FEB-21
WG3490329-1 MB								
Color, True			<2.0		CU		2	20-FEB-21
F-IC-N-TB	**Water**							
Batch R5384050								
WG3490346-3 DUP		**L2559124-2**						
Fluoride (F)		<0.020	0.023	RPD-NA	mg/L	N/A	20	19-FEB-21
WG3490346-2 LCS								
Fluoride (F)			99.6		%		90-110	19-FEB-21
WG3490346-1 MB								
Fluoride (F)			<0.020		mg/L		0.02	19-FEB-21
Batch R5385615								
WG3491195-2 LCS								
Fluoride (F)			95.5		%		90-110	22-FEB-21
WG3491195-1 MB								
Fluoride (F)			<0.020		mg/L		0.02	22-FEB-21
PO4-DO-COL-WT	**Water**							
Batch R5387894								
WG3492210-3 DUP		**L2559124-1**						
Orthophosphate-Dissolved (as P)		<0.0030	<0.0030	RPD-NA	mg/L	N/A	20	24-FEB-21
WG3492210-2 LCS								
Orthophosphate-Dissolved (as P)			98.3		%		80-120	24-FEB-21
WG3492210-1 MB								
Orthophosphate-Dissolved (as P)			<0.0030		mg/L		0.003	24-FEB-21
WG3492210-4 MS		**L2559124-1**						
Orthophosphate-Dissolved (as P)			108.5		%		70-130	24-FEB-21
TOC-WT	**Water**							
Batch R5392322								
WG3492659-3 DUP		**L2560118-3**						
Total Organic Carbon		9.82	10.3		mg/L	4.9	20	25-FEB-21
WG3492659-2 LCS								
Total Organic Carbon			101.7		%		80-120	25-FEB-21
WG3492659-1 MB								
Total Organic Carbon			<0.50		mg/L		0.5	25-FEB-21

Quality Control Report

Client: New Gold Inc. Rainy River Project
24 Marr Rd
Barwick ON P0W 1A0
Contact: Amanda Jacobs

Test	Matrix	Reference	Result	Qualifier	Units	RPD	Limit	Analyzed
TOC-WT	**Water**							
Batch R5392322								
WG3492659-4 MS		**L2560118-3**						
Total Organic Carbon			117.2		%		70-130	25-FEB-21
TURBIDITY-TB	**Water**							
Batch R5381680								
WG3490264-3 DUP		**L2559124-2**						
Turbidity		5.26	5.02		NTU	4.7	15	19-FEB-21
WG3490264-2 LCS								
Turbidity			105.5		%		85-115	19-FEB-21
WG3490264-1 MB								
Turbidity			<0.10		NTU		0.1	19-FEB-21
ACY-MISA-TB	**Effluent**							
Batch R5384163								
WG3490342-3 DUP		**L2559124-4**						
Acidity (as CaCO3)		4.0	4.4		mg/L	11	20	20-FEB-21
WG3490342-2 LCS								
Acidity (as CaCO3)			96.4		%		85-115	20-FEB-21
WG3490342-1 MB								
Acidity (as CaCO3)			1.6		mg/L		4	20-FEB-21
ALK-MISA-TB	**Effluent**							
Batch R5382744								
WG3490335-3 DUP		**L2559124-3**						
Alkalinity, Total (as CaCO3)		288	290		mg/L	0.7	20	19-FEB-21
Alkalinity, Phenolphthalein		<0.2	<0.2	RPD-NA	mg/L	N/A	25	19-FEB-21
WG3490335-2 LCS								
Alkalinity, Total (as CaCO3)			102.9		%		85-115	19-FEB-21
WG3490335-1 MB								
Alkalinity, Total (as CaCO3)			0.2		mg/L		2	19-FEB-21
Alkalinity, Phenolphthalein			<0.2		mg/L		2	19-FEB-21
CN-FREE-MISA-CFA-WT	**Effluent**							
Batch R5387716								
WG3491960-3 DUP		**L2559124-1**						
Cyanide, Free		0.0001	<0.0001	RPD-NA	mg/L	N/A	20	24-FEB-21
WG3491960-2 LCS								
Cyanide, Free			95.8		%		80-120	24-FEB-21
WG3491960-1 MB								
Cyanide, Free			0.0004		mg/L		0.002	24-FEB-21

Quality Control Report

Client: New Gold Inc. Rainy River Project
24 Marr Rd
Barwick ON P0W 1A0
Contact: Amanda Jacobs

Test	Matrix	Reference	Result	Qualifier	Units	RPD	Limit	Analyzed
CN-FREE-MISA-CFA-WT	**Effluent**							
Batch R5387716								
WG3491960-4 MS		**L2559124-1**						
Cyanide, Free			107.4		%		75-125	24-FEB-21
Batch R5389676								
WG3492686-3 DUP		**L2559124-7**						
Cyanide, Free		0.0069	0.0069		mg/L	0.0	20	25-FEB-21
WG3492686-2 LCS								
Cyanide, Free			100.4		%		80-120	24-FEB-21
WG3492686-1 MB								
Cyanide, Free			0.0001		mg/L		0.002	24-FEB-21
WG3492686-4 MS		**L2559124-7**						
Cyanide, Free			96.2		%		75-125	25-FEB-21
CN-T-MISA-CFA-WT	**Effluent**							
Batch R5387716								
WG3491960-3 DUP		**L2559124-1**						
Cyanide, Total		0.0002	<0.0002	RPD-NA	mg/L	N/A	20	24-FEB-21
WG3491960-2 LCS								
Cyanide, Total			92.9		%		80-120	24-FEB-21
WG3491960-1 MB								
Cyanide, Total			<0.0002		mg/L		0.002	24-FEB-21
WG3491960-4 MS		**L2559124-1**						
Cyanide, Total			99.4		%		75-125	24-FEB-21
Batch R5389676								
WG3492686-3 DUP		**L2559124-7**						
Cyanide, Total		0.0006	0.0004	RPD-NA	mg/L	N/A	20	24-FEB-21
WG3492686-2 LCS								
Cyanide, Total			96.6		%		80-120	24-FEB-21
WG3492686-1 MB								
Cyanide, Total			<0.0002		mg/L		0.002	24-FEB-21
WG3492686-4 MS		**L2559124-7**						
Cyanide, Total			77.3		%		75-125	24-FEB-21
CN-WAD-MISA-CFA-WT	**Effluent**							
Batch R5387716								
WG3491960-3 DUP		**L2559124-1**						
Cyanide, Weak Acid Diss		<0.0001	<0.0001	RPD-NA	mg/L	N/A	20	24-FEB-21
WG3491960-2 LCS								
Cyanide, Weak Acid Diss			99.0		%		80-120	24-FEB-21
WG3491960-1 MB								

Quality Control Report

Client: New Gold Inc. Rainy River Project
24 Marr Rd
Barwick ON P0W 1A0
Contact: Amanda Jacobs

Test	Matrix	Reference	Result	Qualifier	Units	RPD	Limit	Analyzed
CN-WAD-MISA-CFA-WT	**Effluent**							
Batch R5387716								
WG3491960-1 MB								
Cyanide, Weak Acid Diss			<0.0001		mg/L		0.002	24-FEB-21
WG3491960-4 MS		**L2559124-1**						
Cyanide, Weak Acid Diss			108.4		%		75-125	24-FEB-21
Batch R5389676								
WG3492686-3 DUP		**L2559124-7**						
Cyanide, Weak Acid Diss		<0.0001	0.0008	RPD-NA	mg/L	N/A	20	25-FEB-21
WG3492686-2 LCS								
Cyanide, Weak Acid Diss			103.3		%		80-120	24-FEB-21
WG3492686-1 MB								
Cyanide, Weak Acid Diss			<0.0001		mg/L		0.002	24-FEB-21
WG3492686-4 MS		**L2559124-7**						
Cyanide, Weak Acid Diss			101.5		%		75-125	25-FEB-21
DOC-WT	**Effluent**							
Batch R5389716								
WG3492127-3 DUP		**WG3492127-5**						
Dissolved Organic Carbon		2.49	2.59		mg/L	3.8	25	24-FEB-21
WG3492127-2 LCS								
Dissolved Organic Carbon			106.3		%		70-130	24-FEB-21
WG3492127-1 MB								
Dissolved Organic Carbon			<0.50		mg/L		0.5	24-FEB-21
EC-MISA-TB	**Effluent**							
Batch R5382744								
WG3490335-3 DUP		**L2559124-3**						
Conductivity (EC)		654	663		uS/cm	1.4	10	19-FEB-21
WG3490335-2 LCS								
Conductivity (EC)			100.9		%		90-110	19-FEB-21
WG3490335-1 MB								
Conductivity (EC)			1.0		uS/cm		2	19-FEB-21
HG-DIS-WT	**Effluent**							
Batch R5390603								
WG3492992-3 DUP		**L2559124-1**						
Mercury (Hg)-Dissolved		<0.000005	<0.000005	RPD-NA	mg/L	N/A	20	25-FEB-21
WG3492992-2 LCS								
Mercury (Hg)-Dissolved			105.0		%		80-120	25-FEB-21
WG3492992-1 MB								
Mercury (Hg)-Dissolved			<0.000005		mg/L		0.00003	25-FEB-21

Quality Control Report

Client: New Gold Inc. Rainy River Project
24 Marr Rd
Barwick ON P0W 1A0
Contact: Amanda Jacobs

Test	Matrix	Reference	Result	Qualifier	Units	RPD	Limit	Analyzed
HG-DIS-WT	**Effluent**							
Batch R5390603								
WG3492992-4 MS		**L2559124-2**						
Mercury (Hg)-Dissolved			99.1		%		70-130	25-FEB-21
HG-TOT-WT	**Effluent**							
Batch R5390497								
WG3492990-3 DUP		**L2559124-1**						
Mercury (Hg)-Total		<0.000005	<0.000005	RPD-NA	mg/L	N/A	20	25-FEB-21
WG3492990-2 LCS								
Mercury (Hg)-Total			104.0		%		80-120	25-FEB-21
WG3492990-1 MB								
Mercury (Hg)-Total			<0.000005		mg/L		0.00003	25-FEB-21
WG3492990-4 MS		**L2559124-2**						
Mercury (Hg)-Total			99.2		%		70-130	25-FEB-21
MET-D-MISA-MS-WT	**Effluent**							
Batch R5387537								
WG3492098-4 DUP		**WG3492098-3**						
Aluminum (Al)-Dissolved		0.0114	0.0114	RPD-NA	mg/L	N/A	20	23-FEB-21
Antimony (Sb)-Dissolved		0.00308	0.00293		mg/L	4.9	20	23-FEB-21
Arsenic (As)-Dissolved		0.0186	0.0172		mg/L	7.7	20	23-FEB-21
Barium (Ba)-Dissolved		0.123	0.113		mg/L	8.6	20	23-FEB-21
Beryllium (Be)-Dissolved		<0.000002	0.000002	RPD-NA	mg/L	N/A	20	23-FEB-21
Bismuth (Bi)-Dissolved		0.000005	<0.000005	RPD-NA	mg/L	N/A	20	23-FEB-21
Boron (B)-Dissolved		0.390	0.368		mg/L	6.1	20	23-FEB-21
Cadmium (Cd)-Dissolved		0.0000906	0.0000960		mg/L	5.9	20	23-FEB-21
Calcium (Ca)-Dissolved		158	152		mg/L	3.9	20	23-FEB-21
Cesium (Cs)-Dissolved		0.000179	0.000183		mg/L	2.4	25	23-FEB-21
Chromium (Cr)-Dissolved		0.00018	0.00020	RPD-NA	mg/L	N/A	20	23-FEB-21
Cobalt (Co)-Dissolved		0.00842	0.00768		mg/L	9.2	20	23-FEB-21
Copper (Cu)-Dissolved		0.0133	0.0128		mg/L	4.1	20	23-FEB-21
Iron (Fe)-Dissolved		0.026	0.026	RPD-NA	mg/L	N/A	20	23-FEB-21
Lead (Pb)-Dissolved		0.00020	0.00024	RPD-NA	mg/L	N/A	20	23-FEB-21
Lithium (Li)-Dissolved		0.358	0.330		mg/L	7.9	20	23-FEB-21
Magnesium (Mg)-Dissolved		46.8	44.5		mg/L	5.0	20	23-FEB-21
Manganese (Mn)-Dissolved		0.00930	0.00992		mg/L	6.4	20	23-FEB-21
Molybdenum (Mo)-Dissolved		0.0151	0.0142		mg/L	6.4	20	23-FEB-21

Quality Control Report

Client: New Gold Inc. Rainy River Project
24 Marr Rd
Barwick ON P0W 1A0
Contact: Amanda Jacobs

Test	Matrix	Reference	Result	Qualifier	Units	RPD	Limit	Analyzed
MET-D-MISA-MS-WT	**Effluent**							
Batch R5387537								
WG3492098-4 DUP		**WG3492098-3**						
Nickel (Ni)-Dissolved		0.0201	0.0188		mg/L	6.7	20	23-FEB-21
Phosphorus (P)-Dissolved		0.024	0.012	RPD-NA	mg/L	N/A	25	23-FEB-21
Potassium (K)-Dissolved		38.9	36.6		mg/L	6.0	20	23-FEB-21
Rubidium (Rb)-Dissolved		0.0271	0.0264		mg/L	2.7	25	23-FEB-21
Selenium (Se)-Dissolved		0.0163	0.0151		mg/L	7.7	20	23-FEB-21
Silicon (Si)-Dissolved		0.870	0.832		mg/L	4.5	25	23-FEB-21
Silver (Ag)-Dissolved		0.0000070	0.0000085	RPD-NA	mg/L	N/A	20	23-FEB-21
Sodium (Na)-Dissolved		311	291		mg/L	6.7	20	23-FEB-21
Strontium (Sr)-Dissolved		2.12	2.05		mg/L	3.5	20	23-FEB-21
Sulfur (S)-Dissolved		169	159		mg/L	5.7	25	23-FEB-21
Tellurium (Te)-Dissolved		0.000110	<0.000005	RPD-NA	mg/L	N/A	25	23-FEB-21
Thallium (Tl)-Dissolved		0.000021	0.000019	RPD-NA	mg/L	N/A	20	23-FEB-21
Thorium (Th)-Dissolved		<0.000002	0.000004	RPD-NA	mg/L	N/A	25	23-FEB-21
Tin (Sn)-Dissolved		<0.00001	<0.00001	RPD-NA	mg/L	N/A	20	23-FEB-21
Titanium (Ti)-Dissolved		0.00010	0.00006	RPD-NA	mg/L	N/A	20	23-FEB-21
Tungsten (W)-Dissolved		0.0197	0.0186		mg/L	5.8	20	23-FEB-21
Uranium (U)-Dissolved		0.00130	0.00121		mg/L	7.1	20	23-FEB-21
Vanadium (V)-Dissolved		0.00050	0.00054	RPD-NA	mg/L	N/A	20	23-FEB-21
Zinc (Zn)-Dissolved		0.0010	0.0016	RPD-NA	mg/L	N/A	20	23-FEB-21
Zirconium (Zr)-Dissolved		0.000060	0.000036	RPD-NA	mg/L	N/A	20	23-FEB-21
WG3492098-1 MB								
Aluminum (Al)-Dissolved			0.0006		mg/L		0.005	23-FEB-21
Antimony (Sb)-Dissolved			<0.000005		mg/L		0.0001	23-FEB-21
Arsenic (As)-Dissolved			<0.000005		mg/L		0.0001	23-FEB-21
Barium (Ba)-Dissolved			<0.00002		mg/L		0.0001	23-FEB-21
Beryllium (Be)-Dissolved			<0.000002		mg/L		0.0001	23-FEB-21
Bismuth (Bi)-Dissolved			<0.000005		mg/L		0.00005	23-FEB-21
Boron (B)-Dissolved			<0.002		mg/L		0.01	23-FEB-21
Cadmium (Cd)-Dissolved			<0.0000002		mg/L		0.000005	23-FEB-21
Calcium (Ca)-Dissolved			<0.005		mg/L		0.05	23-FEB-21
Cesium (Cs)-Dissolved			0.0000002		mg/L		0.00001	23-FEB-21
Chromium (Cr)-Dissolved			<0.00002		mg/L		0.0005	23-FEB-21
Cobalt (Co)-Dissolved			<0.000002		mg/L		0.0001	23-FEB-21

Quality Control Report

Client: New Gold Inc. Rainy River Project
24 Marr Rd
Barwick ON P0W 1A0
Contact: Amanda Jacobs

Test	Matrix	Reference	Result	Qualifier	Units	RPD	Limit	Analyzed
MET-D-MISA-MS-WT	**Effluent**							
Batch **R5387537**								
WG3492098-1 **MB**								
Copper (Cu)-Dissolved			<0.00005		mg/L		0.0002	23-FEB-21
Iron (Fe)-Dissolved			<0.001		mg/L		0.01	23-FEB-21
Lead (Pb)-Dissolved			<0.00002		mg/L		0.00005	23-FEB-21
Lithium (Li)-Dissolved			<0.0002		mg/L		0.001	23-FEB-21
Magnesium (Mg)-Dissolved			0.0010		mg/L		0.005	23-FEB-21
Manganese (Mn)-Dissolved			<0.00002		mg/L		0.0005	23-FEB-21
Molybdenum (Mo)-Dissolved			<0.000005		mg/L		0.00005	23-FEB-21
Nickel (Ni)-Dissolved			<0.00002		mg/L		0.0005	23-FEB-21
Phosphorus (P)-Dissolved			<0.002		mg/L		0.05	23-FEB-21
Potassium (K)-Dissolved			<0.002		mg/L		0.05	23-FEB-21
Rubidium (Rb)-Dissolved			<0.000002		mg/L		0.0002	23-FEB-21
Selenium (Se)-Dissolved			<0.000002		mg/L		0.00005	23-FEB-21
Silicon (Si)-Dissolved			<0.002		mg/L		0.05	23-FEB-21
Silver (Ag)-Dissolved			<0.0000005		mg/L		0.00005	23-FEB-21
Sodium (Na)-Dissolved			<0.005		mg/L		0.05	23-FEB-21
Strontium (Sr)-Dissolved			0.00005		mg/L		0.001	23-FEB-21
Sulfur (S)-Dissolved			<0.05		mg/L		0.5	23-FEB-21
Tellurium (Te)-Dissolved			<0.000005		mg/L		0.0002	23-FEB-21
Thallium (Tl)-Dissolved			<0.000001		mg/L		0.00001	23-FEB-21
Thorium (Th)-Dissolved			<0.000002		mg/L		0.0001	23-FEB-21
Tin (Sn)-Dissolved			<0.00001		mg/L		0.0001	23-FEB-21
Titanium (Ti)-Dissolved			<0.00002		mg/L		0.0003	23-FEB-21
Tungsten (W)-Dissolved			0.000004		mg/L		0.0001	23-FEB-21
Uranium (U)-Dissolved			<0.0000005		mg/L		0.00001	23-FEB-21
Vanadium (V)-Dissolved			<0.00002		mg/L		0.0005	23-FEB-21
Zinc (Zn)-Dissolved			<0.0002		mg/L		0.001	23-FEB-21
Zirconium (Zr)-Dissolved			<0.000004		mg/L		0.0002	23-FEB-21
Batch **R5389336**								
WG3492191-4 **DUP**		**WG3492191-3**						
Aluminum (Al)-Dissolved		0.0252	0.0256	RPD-NA	mg/L	N/A	20	24-FEB-21
Antimony (Sb)-Dissolved		0.00111	0.00109		mg/L	2.1	20	24-FEB-21
Arsenic (As)-Dissolved		0.00493	0.00497		mg/L	1.0	20	24-FEB-21
Barium (Ba)-Dissolved		0.0366	0.0371		mg/L	1.5	20	24-FEB-21
Beryllium (Be)-Dissolved		0.000008	0.000004					

Quality Control Report

Client: New Gold Inc. Rainy River Project
24 Marr Rd
Barwick ON P0W 1A0
Contact: Amanda Jacobs

Test	Matrix	Reference	Result	Qualifier	Units	RPD	Limit	Analyzed
MET-D-MISA-MS-WT	**Effluent**							
Batch	**R5389336**							
WG3492191-4	**DUP**	**WG3492191-3**						
Beryllium (Be)-Dissolved		0.000008	0.000004	RPD-NA	mg/L	N/A	20	24-FEB-21
Bismuth (Bi)-Dissolved		0.000095	0.000070	RPD-NA	mg/L	N/A	20	24-FEB-21
Boron (B)-Dissolved		0.074	0.076	RPD-NA	mg/L	N/A	20	24-FEB-21
Cadmium (Cd)-Dissolved		0.0000052	0.0000018	RPD-NA	mg/L	N/A	20	24-FEB-21
Calcium (Ca)-Dissolved		136	134		mg/L	1.4	20	24-FEB-21
Cesium (Cs)-Dissolved		0.000415	0.000407		mg/L	2.0	25	24-FEB-21
Chromium (Cr)-Dissolved		0.00046	0.00044	RPD-NA	mg/L	N/A	20	24-FEB-21
Cobalt (Co)-Dissolved		0.00154	0.00163		mg/L	5.6	20	24-FEB-21
Copper (Cu)-Dissolved		0.00120	0.00085	RPD-NA	mg/L	N/A	20	24-FEB-21
Iron (Fe)-Dissolved		0.009	0.009	RPD-NA	mg/L	N/A	20	24-FEB-21
Lead (Pb)-Dissolved		0.00006	0.00006	RPD-NA	mg/L	N/A	20	24-FEB-21
Lithium (Li)-Dissolved		0.0174	0.0176		mg/L	0.7	20	24-FEB-21
Magnesium (Mg)-Dissolved		23.8	23.6		mg/L	0.6	20	24-FEB-21
Manganese (Mn)-Dissolved		0.0309	0.0312		mg/L	0.8	20	24-FEB-21
Molybdenum (Mo)-Dissolved		0.00291	0.00278		mg/L	4.3	20	24-FEB-21
Nickel (Ni)-Dissolved		0.00432	0.00412	RPD-NA	mg/L	N/A	20	24-FEB-21
Phosphorus (P)-Dissolved		<0.002	0.002	RPD-NA	mg/L	N/A	25	24-FEB-21
Potassium (K)-Dissolved		24.8	24.8		mg/L	0.1	20	24-FEB-21
Rubidium (Rb)-Dissolved		0.0353	0.0354		mg/L	0.0	25	24-FEB-21
Selenium (Se)-Dissolved		0.00116	0.00108		mg/L	6.3	20	24-FEB-21
Silicon (Si)-Dissolved		6.16	6.29		mg/L	2.0	25	24-FEB-21
Silver (Ag)-Dissolved		0.0000020	0.0000040	RPD-NA	mg/L	N/A	20	24-FEB-21
Sodium (Na)-Dissolved		34.7	35.1		mg/L	1.2	20	24-FEB-21
Strontium (Sr)-Dissolved		0.584	0.570		mg/L	2.5	20	24-FEB-21
Sulfur (S)-Dissolved		84.4	87.1		mg/L	3.1	25	24-FEB-21
Tellurium (Te)-Dissolved		0.000055	0.000100	RPD-NA	mg/L	N/A	25	24-FEB-21
Thallium (Tl)-Dissolved		0.000020	0.000011	RPD-NA	mg/L	N/A	20	24-FEB-21
Thorium (Th)-Dissolved		0.000006	0.000002	RPD-NA	mg/L	N/A	25	24-FEB-21
Tin (Sn)-Dissolved		0.00006	0.00004	RPD-NA	mg/L	N/A	20	24-FEB-21
Titanium (Ti)-Dissolved		0.00034	0.00016	RPD-NA	mg/L	N/A	20	24-FEB-21
Tungsten (W)-Dissolved		0.0577	0.0590		mg/L	2.2	20	24-FEB-21
Uranium (U)-Dissolved		0.00195	0.00201		mg/L	3.3	20	24-FEB-21
Vanadium (V)-Dissolved		0.00084	0.00074		mg/L			24-FEB-21

Quality Control Report

Client: New Gold Inc. Rainy River Project
24 Marr Rd
Barwick ON P0W 1A0
Contact: Amanda Jacobs

Test	Matrix	Reference	Result	Qualifier	Units	RPD	Limit	Analyzed
MET-D-MISA-MS-WT	**Effluent**							
Batch R5389336								
WG3492191-4 DUP		**WG3492191-3**						
Vanadium (V)-Dissolved		0.00084	0.00074	RPD-NA	mg/L	N/A	20	24-FEB-21
Zinc (Zn)-Dissolved		0.0020	0.0014	RPD-NA	mg/L	N/A	20	24-FEB-21
Zirconium (Zr)-Dissolved		0.000064	0.000040	RPD-NA	mg/L	N/A	20	24-FEB-21
WG3492191-1 MB								
Aluminum (Al)-Dissolved			0.0006		mg/L		0.005	24-FEB-21
Antimony (Sb)-Dissolved			<0.000005		mg/L		0.0001	24-FEB-21
Arsenic (As)-Dissolved			<0.000005		mg/L		0.0001	24-FEB-21
Barium (Ba)-Dissolved			<0.00002		mg/L		0.0001	24-FEB-21
Beryllium (Be)-Dissolved			<0.000002		mg/L		0.0001	24-FEB-21
Bismuth (Bi)-Dissolved			<0.000005		mg/L		0.00005	24-FEB-21
Boron (B)-Dissolved			<0.002		mg/L		0.01	24-FEB-21
Cadmium (Cd)-Dissolved			0.0000018		mg/L		0.000005	24-FEB-21
Calcium (Ca)-Dissolved			<0.005		mg/L		0.05	24-FEB-21
Cesium (Cs)-Dissolved			0.0000006		mg/L		0.00001	24-FEB-21
Chromium (Cr)-Dissolved			<0.00002		mg/L		0.0005	24-FEB-21
Cobalt (Co)-Dissolved			<0.000002		mg/L		0.0001	24-FEB-21
Copper (Cu)-Dissolved			<0.00005		mg/L		0.0002	24-FEB-21
Iron (Fe)-Dissolved			<0.001		mg/L		0.01	24-FEB-21
Lead (Pb)-Dissolved			<0.00002		mg/L		0.00005	24-FEB-21
Lithium (Li)-Dissolved			<0.0002		mg/L		0.001	24-FEB-21
Magnesium (Mg)-Dissolved			0.0005		mg/L		0.005	24-FEB-21
Manganese (Mn)-Dissolved			<0.00002		mg/L		0.0005	24-FEB-21
Molybdenum (Mo)-Dissolved			<0.000005		mg/L		0.00005	24-FEB-21
Nickel (Ni)-Dissolved			<0.00002		mg/L		0.0005	24-FEB-21
Phosphorus (P)-Dissolved			<0.002		mg/L		0.05	24-FEB-21
Potassium (K)-Dissolved			<0.002		mg/L		0.05	24-FEB-21
Rubidium (Rb)-Dissolved			0.000004		mg/L		0.0002	24-FEB-21
Selenium (Se)-Dissolved			<0.000002		mg/L		0.00005	24-FEB-21
Silicon (Si)-Dissolved			<0.002		mg/L		0.05	24-FEB-21
Silver (Ag)-Dissolved			0.0000005		mg/L		0.00005	24-FEB-21
Sodium (Na)-Dissolved			<0.005		mg/L		0.05	24-FEB-21
Strontium (Sr)-Dissolved			<0.00001		mg/L		0.001	24-FEB-21
Sulfur (S)-Dissolved			<0.05		mg/L		0.5	24-FEB-21
Tellurium (Te)-Dissolved			<0.000005				0.0002	

Quality Control Report

Client: New Gold Inc. Rainy River Project
24 Marr Rd
Barwick ON P0W 1A0
Contact: Amanda Jacobs

Test	Matrix	Reference	Result	Qualifier	Units	RPD	Limit	Analyzed
MET-D-MISA-MS-WT	**Effluent**							
Batch R5389336								
WG3492191-1 MB								
Tellurium (Te)-Dissolved			<0.000005		mg/L		0.0002	24-FEB-21
Thallium (Tl)-Dissolved			<0.000001		mg/L		0.00001	24-FEB-21
Thorium (Th)-Dissolved			<0.000002		mg/L		0.0001	24-FEB-21
Tin (Sn)-Dissolved			0.00001		mg/L		0.0001	24-FEB-21
Titanium (Ti)-Dissolved			<0.00002		mg/L		0.0003	24-FEB-21
Tungsten (W)-Dissolved			<0.000002		mg/L		0.0001	24-FEB-21
Uranium (U)-Dissolved			<0.0000005		mg/L		0.00001	24-FEB-21
Vanadium (V)-Dissolved			<0.00002		mg/L		0.0005	24-FEB-21
Zinc (Zn)-Dissolved			<0.0002		mg/L		0.001	24-FEB-21
Zirconium (Zr)-Dissolved			<0.000004		mg/L		0.0002	24-FEB-21
MET-T-MISA-MS-WT	**Effluent**							
Batch R5387809								
WG3492185-4 DUP		**WG3492185-3**						
Aluminum (Al)-Total		0.0274	0.0306		mg/L	11	25	24-FEB-21
Antimony (Sb)-Total		0.000045	0.000040	RPD-NA	mg/L	N/A	25	24-FEB-21
Arsenic (As)-Total		0.000385	0.000385		mg/L	0.9	25	24-FEB-21
Barium (Ba)-Total		0.0114	0.0113		mg/L	1.1	25	24-FEB-21
Beryllium (Be)-Total		0.000006	0.000006	RPD-NA	mg/L	N/A	25	24-FEB-21
Bismuth (Bi)-Total		0.000015	0.000040	RPD-NA	mg/L	N/A	25	24-FEB-21
Boron (B)-Total		0.004	0.004	RPD-NA	mg/L	N/A	25	24-FEB-21
Cadmium (Cd)-Total		0.0000174	0.0000108	J	mg/L	0.0000067	0.00001	24-FEB-21
Calcium (Ca)-Total		38.2	38.7		mg/L	1.4	25	24-FEB-21
Cesium (Cs)-Total		0.0000084	0.0000078	RPD-NA	mg/L	N/A	25	24-FEB-21
Chromium (Cr)-Total		<0.00002	<0.00002	RPD-NA	mg/L	N/A	25	24-FEB-21
Cobalt (Co)-Total		0.000048	0.000048	RPD-NA	mg/L	N/A	25	24-FEB-21
Copper (Cu)-Total		0.00270	0.00245		mg/L	9.5	25	24-FEB-21
Iron (Fe)-Total		0.418	0.424		mg/L	1.6	25	24-FEB-21
Lead (Pb)-Total		0.00012	0.00008	J	mg/L	0.000041	0.0001	24-FEB-21
Lithium (Li)-Total		0.0004	0.0002	RPD-NA	mg/L	N/A	25	24-FEB-21
Magnesium (Mg)-Total		8.37	8.18		mg/L	2.3	25	24-FEB-21
Manganese (Mn)-Total		0.0189	0.0184		mg/L	2.8	25	24-FEB-21
Molybdenum (Mo)-Total		0.000080	0.000080		mg/L	0.6	25	24-FEB-21
Nickel (Ni)-Total		0.00026	0.00026	RPD-NA	mg/L	N/A	25	24-FEB-21

Quality Control Report

Client: New Gold Inc. Rainy River Project
24 Marr Rd
Barwick ON P0W 1A0
Contact: Amanda Jacobs

Test	Matrix	Reference	Result	Qualifier	Units	RPD	Limit	Analyzed
MET-T-MISA-MS-WT	**Effluent**							
Batch R5387809								
WG3492185-4 DUP		**WG3492185-3**						
Phosphorus (P)-Total		<0.002	<0.002	RPD-NA	mg/L	N/A	25	24-FEB-21
Potassium (K)-Total		0.710	0.714		mg/L	0.6	25	24-FEB-21
Rubidium (Rb)-Total		0.00230	0.00227		mg/L	1.6	25	24-FEB-21
Selenium (Se)-Total		0.000066	0.000060		mg/L	12	25	24-FEB-21
Silicon (Si)-Total		3.61	3.58		mg/L	0.9	25	24-FEB-21
Silver (Ag)-Total		0.0000110	0.0000115	RPD-NA	mg/L	N/A	25	24-FEB-21
Sodium (Na)-Total		1.01	1.01		mg/L	0.6	25	24-FEB-21
Strontium (Sr)-Total		0.0381	0.0390		mg/L	2.2	25	24-FEB-21
Sulfur (S)-Total		0.60	0.60		mg/L	1.5	25	24-FEB-21
Tellurium (Te)-Total		<0.000005	<0.000005	RPD-NA	mg/L	N/A	25	24-FEB-21
Thallium (Tl)-Total		0.000005	0.000004	RPD-NA	mg/L	N/A	25	24-FEB-21
Thorium (Th)-Total		0.000022	0.000020	RPD-NA	mg/L	N/A	25	24-FEB-21
Tin (Sn)-Total		0.00004	0.00003	RPD-NA	mg/L	N/A	25	24-FEB-21
Titanium (Ti)-Total		0.00082	0.00134	J	mg/L	0.00052	0.0006	24-FEB-21
Tungsten (W)-Total		0.000004	0.000006	RPD-NA	mg/L	N/A	25	24-FEB-21
Uranium (U)-Total		0.000122	0.000120		mg/L	1.7	25	24-FEB-21
Vanadium (V)-Total		0.00018	0.00020	RPD-NA	mg/L	N/A	25	24-FEB-21
Zinc (Zn)-Total		0.0032	0.0028	RPD-NA	mg/L	N/A	25	24-FEB-21
Zirconium (Zr)-Total		0.000184	0.000164	RPD-NA	mg/L	N/A	25	24-FEB-21
WG3492185-1 MB								
Aluminum (Al)-Total			0.0014		mg/L		0.005	24-FEB-21
Antimony (Sb)-Total			0.000020		mg/L		0.0001	24-FEB-21
Arsenic (As)-Total			<0.000005		mg/L		0.0001	24-FEB-21
Barium (Ba)-Total			<0.00002		mg/L		0.0001	24-FEB-21
Beryllium (Be)-Total			<0.000002		mg/L		0.0001	24-FEB-21
Bismuth (Bi)-Total			0.000010		mg/L		0.00005	24-FEB-21
Boron (B)-Total			<0.002		mg/L		0.01	24-FEB-21
Cadmium (Cd)-Total			0.0000012		mg/L		0.000005	24-FEB-21
Calcium (Ca)-Total			0.015		mg/L		0.05	24-FEB-21
Cesium (Cs)-Total			0.0000004		mg/L		0.00001	24-FEB-21
Chromium (Cr)-Total			0.00032		mg/L		0.0005	24-FEB-21
Cobalt (Co)-Total			0.000004		mg/L		0.0001	24-FEB-21
Copper (Cu)-Total			<0.00005		mg/L		0.0005	24-FEB-21

Quality Control Report

Client: New Gold Inc. Rainy River Project
24 Marr Rd
Barwick ON P0W 1A0
Contact: Amanda Jacobs

Test	Matrix	Reference	Result	Qualifier	Units	RPD	Limit	Analyzed
MET-T-MISA-MS-WT	**Effluent**							
Batch R5387809								
WG3492185-1 MB								
Iron (Fe)-Total			0.001		mg/L		0.01	24-FEB-21
Lead (Pb)-Total			<0.00002		mg/L		0.00005	24-FEB-21
Lithium (Li)-Total			<0.0002		mg/L		0.001	24-FEB-21
Magnesium (Mg)-Total			0.0015		mg/L		0.005	24-FEB-21
Manganese (Mn)-Total			0.00004		mg/L		0.0005	24-FEB-21
Molybdenum (Mo)-Total			0.000005		mg/L		0.00005	24-FEB-21
Nickel (Ni)-Total			0.00018		mg/L		0.0005	24-FEB-21
Phosphorus (P)-Total			0.008		mg/L		0.05	24-FEB-21
Potassium (K)-Total			<0.002		mg/L		0.05	24-FEB-21
Rubidium (Rb)-Total			<0.000002		mg/L		0.0002	24-FEB-21
Selenium (Se)-Total			<0.000002		mg/L		0.00005	24-FEB-21
Silicon (Si)-Total			0.034		mg/L		0.1	24-FEB-21
Silver (Ag)-Total			0.0000005		mg/L		0.00005	24-FEB-21
Sodium (Na)-Total			0.010		mg/L		0.05	24-FEB-21
Strontium (Sr)-Total			0.00004		mg/L		0.001	24-FEB-21
Sulfur (S)-Total			<0.05		mg/L		0.5	24-FEB-21
Tellurium (Te)-Total			0.000010		mg/L		0.0002	24-FEB-21
Thallium (Tl)-Total			<0.000001		mg/L		0.00001	24-FEB-21
Thorium (Th)-Total			<0.000002		mg/L		0.0001	24-FEB-21
Tin (Sn)-Total			0.00001		mg/L		0.0001	24-FEB-21
Titanium (Ti)-Total			<0.00002		mg/L		0.0003	24-FEB-21
Tungsten (W)-Total			<0.000002		mg/L		0.0001	24-FEB-21
Uranium (U)-Total			<0.0000005		mg/L		0.00001	24-FEB-21
Vanadium (V)-Total			0.00006		mg/L		0.0005	24-FEB-21
Zinc (Zn)-Total			<0.0002		mg/L		0.003	24-FEB-21
Zirconium (Zr)-Total			<0.000004		mg/L		0.0002	24-FEB-21
NH3-F-WT	**Effluent**							
Batch R5391096								
WG3492631-3 DUP		**WG3492631-5**						
Ammonia, Total (as N)		3.15	2.90		mg/L	8.1	25	25-FEB-21
WG3492631-2 LCS								
Ammonia, Total (as N)			106.2		%		70-130	24-FEB-21
WG3492631-1 MB								
Ammonia, Total (as N)			0.004		mg/L		0.02	25-FEB-21

Quality Control Report

Client: New Gold Inc. Rainy River Project
24 Marr Rd
Barwick ON P0W 1A0
Contact: Amanda Jacobs

Test	Matrix	Reference	Result	Qualifier	Units	RPD	Limit	Analyzed
NH3-F-WT	**Effluent**							
Batch R5391096								
WG3492631-4 MS		**WG3492631-5**						
Ammonia, Total (as N)			N/A	MS-B	%		-	25-FEB-21
NO2-MISA-IC-TB	**Effluent**							
Batch R5384050								
WG3490346-3 DUP		**L2559124-2**						
Nitrite (as N)		0.003	0.002	RPD-NA	mg/L	N/A	20	19-FEB-21
WG3490346-2 LCS								
Nitrite (as N)			101.3		%		90-110	19-FEB-21
WG3490346-1 MB								
Nitrite (as N)			<0.001		mg/L		0.01	19-FEB-21
NO3-MISA-IC-TB	**Effluent**							
Batch R5384050								
WG3490346-3 DUP		**L2559124-2**						
Nitrate (as N)		0.008	0.006	RPD-NA	mg/L	N/A	20	19-FEB-21
WG3490346-2 LCS								
Nitrate (as N)			100.8		%		90-110	19-FEB-21
WG3490346-1 MB								
Nitrate (as N)			<0.002		mg/L		0.02	19-FEB-21
WG3490346-4 MS		**L2559144-2**						
Nitrate (as N)			N/A	MS-B	%		-	19-FEB-21
OGG-TOT-WT	**Effluent**							
Batch R5389758								
WG3492228-2 LCS								
Oil and Grease, Total			96.1		%		50-150	24-FEB-21
WG3492228-1 MB								
Oil and Grease, Total			0.8		mg/L		1	24-FEB-21
Batch R5391816								
WG3492931-2 LCS								
Oil and Grease, Total			96.4		%		50-150	25-FEB-21
WG3492931-1 MB								
Oil and Grease, Total			0.4		mg/L		1	25-FEB-21
PH-MISA-TB	**Effluent**							
Batch R5382744								
WG3490335-3 DUP		**L2559124-3**						
pH		7.34	7.37	J	pH	0.03	0.2	19-FEB-21
WG3490335-2 LCS								

Quality Control Report

Client: New Gold Inc. Rainy River Project
24 Marr Rd
Barwick ON P0W 1A0
Contact: Amanda Jacobs

Test	Matrix	Reference	Result	Qualifier	Units	RPD	Limit	Analyzed
PH-MISA-TB	**Effluent**							
Batch R5382744								
WG3490335-2 LCS								
pH			6.92		pH		6.9-7.1	19-FEB-21
SO4-MISA-IC-TB	**Effluent**							
Batch R5384050								
WG3490346-3 DUP		**L2559124-2**						
Sulfate (SO4)		<0.05	<0.05	RPD-NA	mg/L	N/A	20	19-FEB-21
WG3490346-2 LCS								
Sulfate (SO4)			101.1		%		90-110	19-FEB-21
WG3490346-1 MB								
Sulfate (SO4)			<0.05		mg/L		0.3	19-FEB-21
WG3490346-4 MS		**L2559144-2**						
Sulfate (SO4)			N/A	MS-B	%		-	19-FEB-21
TDS-MISA-TB	**Effluent**							
Batch R5387819								
WG3491725-2 LCS								
Total Dissolved Solids			97.2		%		85-115	23-FEB-21
WG3491725-1 MB								
Total Dissolved Solids			<2		mg/L		10	23-FEB-21
TKN-WT	**Effluent**							
Batch R5392686								
WG3492607-3 DUP		**WG3492607-5**						
Total Kjeldahl Nitrogen		12.5	12.3		mg/L	1.5	20	26-FEB-21
WG3492702-3 DUP		**WG3492702-5**						
Total Kjeldahl Nitrogen		0.55	0.55		mg/L	3.7	20	25-FEB-21
WG3492607-2 LCS								
Total Kjeldahl Nitrogen			111.5		%		75-125	26-FEB-21
WG3492702-2 LCS								
Total Kjeldahl Nitrogen			105		%		75-125	25-FEB-21
WG3492607-1 MB								
Total Kjeldahl Nitrogen			<0.05		mg/L		0.18	26-FEB-21
WG3492702-1 MB								
Total Kjeldahl Nitrogen			0.05		mg/L		0.18	25-FEB-21
WG3492607-4 MS		**WG3492607-5**						
Total Kjeldahl Nitrogen			96.0		%		70-130	26-FEB-21
WG3492702-4 MS		**WG3492702-5**						
Total Kjeldahl Nitrogen			100.8		%		70-130	25-FEB-21

Quality Control Report

Client: New Gold Inc. Rainy River Project
24 Marr Rd
Barwick ON P0W 1A0
Contact: Amanda Jacobs

Test	Matrix	Reference	Result	Qualifier	Units	RPD	Limit	Analyzed
TSS-MISA-TB	**Effluent**							
Batch R5387794								
WG3491723-2 LCS								
Total Suspended Solids			94.0		%		85-115	23-FEB-21
WG3491723-1 MB								
Total Suspended Solids			<0.5		mg/L		3	23-FEB-21

Quality Control Report

Workorder: L2559124 Report Date: 15-MAR-21

Client: New Gold Inc. Rainy River Project
24 Marr Rd
Barwick ON P0W 1A0
Contact: Amanda Jacobs

Legend:

Limit	ALS Control Limit (Data Quality Objectives)
DUP	Duplicate
RPD	Relative Percent Difference
N/A	Not Available
LCS	Laboratory Control Sample
SRM	Standard Reference Material
MS	Matrix Spike
MSD	Matrix Spike Duplicate
ADE	Average Desorption Efficiency
MB	Method Blank
IRM	Internal Reference Material
CRM	Certified Reference Material
CCV	Continuing Calibration Verification
CVS	Calibration Verification Standard
LCSD	Laboratory Control Sample Duplicate

Sample Parameter Qualifier Definitions:

Qualifier	Description
<DL	Recorded value = measured amount <LMDL (non-zero)
<T	A Measurable Trace Amount: Interpret With Caution
<W	No Measurable Response (Zero): < Reported Value
J	Duplicate results and limits are expressed in terms of absolute difference.
MS-B	Matrix Spike recovery could not be accurately calculated due to high analyte background in sample.
RPD-NA	Relative Percent Difference Not Available due to result(s) being less than detection limit.

Quality Control Report

Workorder: L2559124 Report Date: 15-MAR-21

Client: New Gold Inc. Rainy River Project
24 Marr Rd
Barwick ON P0W 1A0
Contact: Amanda Jacobs

Hold Time Exceedances:

ALS Product Description	Sample ID	Sampling Date	Date Processed	Rec. HT	Actual HT	Units	Qualifier
Physical Tests							
Colour, True							
	2	16-FEB-21 15:15	20-FEB-21 12:40	3	4	days	EHTL
Leachable Anions & Nutrients							
Diss. Orthophosphate in Water by Colour							
	1	16-FEB-21 12:00	24-FEB-21 08:00	7	8	days	EHT
	2	16-FEB-21 15:15	24-FEB-21 08:00	7	8	days	EHT
	3	16-FEB-21 13:50	24-FEB-21 08:00	7	8	days	EHT
	4	16-FEB-21 14:20	24-FEB-21 08:00	7	8	days	EHT
Cyanides							
Free Cyanide by Continuous Flow Analyzer							
	1	16-FEB-21 12:00	24-FEB-21 00:00	7	8	days	EHT

Legend & Qualifier Definitions:

EHTR-FM: Exceeded ALS recommended hold time prior to sample receipt. Field Measurement recommended.
EHTR: Exceeded ALS recommended hold time prior to sample receipt.
EHTL: Exceeded ALS recommended hold time prior to analysis. Sample was received less than 24 hours prior to expiry.
EHT: Exceeded ALS recommended hold time prior to analysis.
Rec. HT: ALS recommended hold time (see units).

Notes*:
Where actual sampling date is not provided to ALS, the date (& time) of receipt is used for calculation purposes.
Where actual sampling time is not provided to ALS, the earlier of 12 noon on the sampling date or the time (& date) of receipt is used for calculation purposes. Samples for L2559124 were received on 19-FEB-21 09:08.

ALS recommended hold times may vary by province. They are assigned to meet known provincial and/or federal government requirements. In the absence of regulatory hold times, ALS establishes recommendations based on guidelines published by the US EPA, APHA Standard Methods, or Environment Canada (where available). For more information, please contact ALS.

The ALS Quality Control Report is provided to ALS clients upon request. ALS includes comprehensive QC checks with every analysis to ensure our high standards of quality are met. Each QC result has a known or expected target value, which is compared against pre-determined data quality objectives to provide confidence in the accuracy of associated test results.

Please note that this report may contain QC results from anonymous Sample Duplicates and Matrix Spikes that do not originate from this Work Order.

L2559124-COFC

y

CHAIN OF CUSTODY RECORD - ALS-442463731

L2559124

Project Name: Rainy River
Location: Chapple
Project Number:
Project Manager:
PO Number:
Project:
Turn Around Time (days): 10 Business Days
Shipping Company:
Shipping Date: 2/19/2021 8:57:00 AM
COC Number: ALS-442463731

	Containers	SW Kit	Ra-226 Bottle																	
	Filtered	N	N																	
	Preservatives																			
		NG-SW-P-TB	RA226-MMER-BE																Number of Containers	Comments
Sample Code					Date and Time	Matrix														
-1 FB_SW_20210209					02/16/2021 12:00	SW	X													11	
-2 SW02_SW_20210209	0	6.54	-0.66		02/16/2021 15:15	SW	X													11	
-3 SW03_SW_20210209	1.47	7.37	2.5		02/19/2021 13:50	SW	X													11	
-4 SW10_SW_20210209	0	6.99	0.05		02/16/2021 14:20	SW	X													11	
-5 SW15_SW_20210209	0	7.11	-0.65		02/17/2021 12:15	SW	X													11	
-6 SW16_SW_20210209	6.05	6.66	-0.68		02/17/2021 13:30	SW	X													11	

	Signature	Data/Time
Shipped by	Sarah Fkaher	2/19/2021 8:57:00 AM
Received by	2021 02 19 @ 908 AM temp 6.7 y	

Shipping Details	ATTN	Special Instructions:
Method of Shipment: Courier **On Ice:** yes / no **Shipped:** Air/Ground **Lab Name:** ALS Thunder Bay **Lab Phone:**		**Email Invoice to:** <rainyriver.accounts1@newgold.com> **Email Report to:** rainyriver.labresults@newgold.com>

y

L2559124-COFC

y

L2559124

CHAIN OF CUSTODY RECORD - ALS-442463731

Project Name: Rainy River
Location: Chapple
Project Number:
Project Manager:
PO Number:
Project:
Turn Around Time (days): 10 Business Days
Shipping Company:
Shipping Date: 2/19/2021 8:57:00 AM
COC Number: ALS-442463731

	Sample Code				Date and Time	Matrix	NG-SW-P-TB	RA226-MMER-BE	Number of Containers	Comments
							SW Kit	Ra-226 Bottle		
						Filtered	N	N		
						Preservatives				
-7	SW17_SW_202 10209	2	6.83	-0.73	02/17/2021 12:35	SW	X		11	
-8	SW20_SW_202 10209	0	6.89	-0.16	02/16/2021 14:45	SW	X	X	12	
-9	SW22A_SW_20 210209	0	6.8	1.29	02/17/2021 09:45	SW	X	X	12	
-10	SW23_SW_202 10209	0	7.06	-0.74	02/17/2021 11:15	SW	X	X	12	
-11	SW24_SW_202 10209	0	6.96	-0.6	02/17/2021 10:45	SW	X	X	12	
-12	TB_SW_20210 209				02/19/2021 08:56	SW	X		11	

	Signature	Data/Time
Shipped by		2/19/2021 8:57:00 AM
Received by	20210219 y temp: 6.7	908 AM

Shipping Details
Method of Shipment: Courier
On Ice: yes / no
Shipped: Air/Ground
Lab Name: ALS Thunder Bay
Lab Phone:

ATTN

Special Instructions:

Email Invoice to:
<rainyriver.accounts1@newgold.com>
Email Report to:
rainyriver.labresults@newgold.com>

New Gold Inc. Rainy River Project
ATTN: Amanda Jacobs
24 Marr Rd
Barwick ON P0W 1A0

Date Received: 26-FEB-21
Report Date: 10-MAR-21 14:06 (MT)
Version: FINAL

Client Phone: 807-482-0931

Certificate of Analysis

Lab Work Order #: L2561464

Project P.O. #: 4500038941
Job Reference: SURFACE WATER
C of C Numbers:
Legal Site Desc:

Christine Paradis
Project Manager

[This report shall not be reproduced except in full without the written authority of the Laboratory.]

ALS ENVIRONMENTAL ANALYTICAL REPORT

Sample Details/Parameters	Result	Qualifier*	D.L.	Units	Extracted	Analyzed	Batch
L2561464-1 SW06_SW_20210209 Sampled By: Client on 23-FEB-21 @ 12:00 Matrix: SW							
Physical Tests							
Color, True	16.9		2.0	CU		26-FEB-21	R5392878
Conductivity (EC)	1090		1.0	uS/cm		26-FEB-21	R5392542
Hardness (as CaCO3)	658		0.50	mg/L		04-MAR-21	
pH	7.48		0.10	pH		26-FEB-21	R5392542
Total Suspended Solids	3.5		3.0	mg/L		27-FEB-21	R5394599
Total Dissolved Solids	628		20	mg/L		27-FEB-21	R5394242
Turbidity	5.08		0.10	NTU		26-FEB-21	R5392806
Anions and Nutrients							
Acidity (as CaCO3)	13.4		2.0	mg/L		27-FEB-21	R5394042
Alkalinity, Total (as CaCO3)	593		2.0	mg/L		26-FEB-21	R5392542
Ammonia, Total (as N)	0.435		0.010	mg/L		08-MAR-21	R5398102
Chloride (Cl)	23.0		0.20	mg/L	26-FEB-21	26-FEB-21	R5393680
Fluoride (F)	0.059		0.040	mg/L	26-FEB-21	26-FEB-21	R5393680
Nitrate (as N)	<0.002	<W	0.040	mg/L		26-FEB-21	R5393680
Nitrite (as N)	<0.001	<W	0.020	mg/L		26-FEB-21	R5393680
Total Kjeldahl Nitrogen	1.00		0.18	mg/L	08-MAR-21	08-MAR-21	R5398090
Orthophosphate-Dissolved (as P)	0.0045	PEHT	0.0030	mg/L		03-MAR-21	R5395979
Sulfate (SO4)	29.3		0.60	mg/L		26-FEB-21	R5393680
Cyanides							
Cyanide, Weak Acid Diss	<0.0001	<W	0.0020	mg/L		02-MAR-21	R5395770
Cyanide, Total	<0.0002	<W	0.0020	mg/L		02-MAR-21	R5395770
Cyanide, Free	0.0007	<DL	0.0020	mg/L		02-MAR-21	R5395770
Organic / Inorganic Carbon							
Dissolved Organic Carbon	12.9		0.50	mg/L	26-FEB-21	03-MAR-21	R5396304
Total Organic Carbon	13.2		0.50	mg/L		07-MAR-21	R5398073
Total Metals							
Aluminum (Al)-Total	0.0366		0.0050	mg/L		03-MAR-21	R5396018
Antimony (Sb)-Total	0.000095	<DL	0.00010	mg/L		03-MAR-21	R5396018
Arsenic (As)-Total	0.00144	<T	0.00010	mg/L		03-MAR-21	R5396018
Barium (Ba)-Total	0.0869		0.00010	mg/L		03-MAR-21	R5396018
Beryllium (Be)-Total	0.000006	<DL	0.00010	mg/L		03-MAR-21	R5396018
Bismuth (Bi)-Total	0.000010	<DL	0.000050	mg/L		03-MAR-21	R5396018
Boron (B)-Total	0.066		0.010	mg/L		03-MAR-21	R5396018
Cadmium (Cd)-Total	0.0000078	<T	0.0000050	mg/L		03-MAR-21	R5396018
Calcium (Ca)-Total	138		0.050	mg/L		03-MAR-21	R5396018
Cesium (Cs)-Total	0.0000074	<DL	0.000010	mg/L		03-MAR-21	R5396018
Chromium (Cr)-Total	0.00026	<DL	0.00050	mg/L		03-MAR-21	R5396018
Cobalt (Co)-Total	0.00122	<T	0.00010	mg/L		03-MAR-21	R5396018
Copper (Cu)-Total	0.00065	<T	0.00050	mg/L		03-MAR-21	R5396018
Iron (Fe)-Total	1.13		0.010	mg/L		03-MAR-21	R5396018
Lead (Pb)-Total	0.00006	<T	0.000050	mg/L		03-MAR-21	R5396018
Lithium (Li)-Total	0.0396	<T	0.0010	mg/L		03-MAR-21	R5396018

* Refer to Referenced Information for Qualifiers (if any) and Methodology.

ALS ENVIRONMENTAL ANALYTICAL REPORT

Sample Details/Parameters	Result	Qualifier*	D.L.	Units	Extracted	Analyzed	Batch
L2561464-1 SW06_SW_20210209 Sampled By: Client on 23-FEB-21 @ 12:00 Matrix: SW							
Total Metals							
Magnesium (Mg)-Total	70.4		0.0050	mg/L		03-MAR-21	R5396018
Manganese (Mn)-Total	2.85		0.0050	mg/L		03-MAR-21	R5396018
Mercury (Hg)-Total	<0.000005	<W	0.000030	mg/L		04-MAR-21	R5396605
Molybdenum (Mo)-Total	0.00185	<T	0.000050	mg/L		03-MAR-21	R5396018
Nickel (Ni)-Total	0.00190	<T	0.00050	mg/L		03-MAR-21	R5396018
Phosphorus (P)-Total	0.088		0.050	mg/L		03-MAR-21	R5396018
Potassium (K)-Total	3.86		0.050	mg/L		03-MAR-21	R5396018
Rubidium (Rb)-Total	0.00176		0.00020	mg/L		03-MAR-21	R5396018
Selenium (Se)-Total	0.000104	<T	0.000050	mg/L		03-MAR-21	R5396018
Silicon (Si)-Total	11.6		0.10	mg/L		03-MAR-21	R5396018
Silver (Ag)-Total	0.0000020	<DL	0.000050	mg/L		03-MAR-21	R5396018
Sodium (Na)-Total	16.1		0.050	mg/L		03-MAR-21	R5396018
Strontium (Sr)-Total	0.454		0.0010	mg/L		03-MAR-21	R5396018
Sulfur (S)-Total	15.5		0.50	mg/L		03-MAR-21	R5396018
Tellurium (Te)-Total	0.000070	<DL	0.00020	mg/L		03-MAR-21	R5396018
Thallium (Tl)-Total	0.000001	<DL	0.000010	mg/L		03-MAR-21	R5396018
Thorium (Th)-Total	0.000014	<DL	0.00010	mg/L		03-MAR-21	R5396018
Tin (Sn)-Total	0.00004	<DL	0.00010	mg/L		03-MAR-21	R5396018
Titanium (Ti)-Total	<0.0020	DLUI	0.0020	mg/L		03-MAR-21	R5396018
Tungsten (W)-Total	0.000006	<DL	0.00010	mg/L		03-MAR-21	R5396018
Uranium (U)-Total	0.00417	<T	0.000010	mg/L		03-MAR-21	R5396018
Vanadium (V)-Total	0.00052	<T	0.00050	mg/L		03-MAR-21	R5396018
Zinc (Zn)-Total	0.0286		0.0030	mg/L		03-MAR-21	R5396018
Zirconium (Zr)-Total	0.000344		0.00020	mg/L		03-MAR-21	R5396018
Dissolved Metals							
Dissolved Metals Filtration Location	LAB					02-MAR-21	R5395606
Aluminum (Al)-Dissolved	0.0008	<DL	0.0050	mg/L		03-MAR-21	R5396303
Antimony (Sb)-Dissolved	0.000110	<T	0.00010	mg/L		03-MAR-21	R5396303
Arsenic (As)-Dissolved	0.00117	<T	0.00010	mg/L		03-MAR-21	R5396303
Barium (Ba)-Dissolved	0.0820		0.00010	mg/L		03-MAR-21	R5396303
Beryllium (Be)-Dissolved	0.000002	<DL	0.00010	mg/L		03-MAR-21	R5396303
Bismuth (Bi)-Dissolved	<0.000005	<W	0.000050	mg/L		03-MAR-21	R5396303
Boron (B)-Dissolved	0.070		0.010	mg/L		03-MAR-21	R5396303
Cadmium (Cd)-Dissolved	0.0000008	<DL	0.0000050	mg/L		03-MAR-21	R5396303
Calcium (Ca)-Dissolved	145		0.050	mg/L		03-MAR-21	R5396303
Cesium (Cs)-Dissolved	0.0000046	<DL	0.000010	mg/L		03-MAR-21	R5396303
Chromium (Cr)-Dissolved	0.00006	<DL	0.00050	mg/L		03-MAR-21	R5396303
Cobalt (Co)-Dissolved	0.00112	<T	0.00010	mg/L		03-MAR-21	R5396303
Copper (Cu)-Dissolved	0.00040	<T	0.00020	mg/L		03-MAR-21	R5396303
Iron (Fe)-Dissolved	0.021		0.010	mg/L		03-MAR-21	R5396303
Lead (Pb)-Dissolved	<0.00002	<W	0.000050	mg/L		03-MAR-21	R5396303

* Refer to Referenced Information for Qualifiers (if any) and Methodology.

ALS ENVIRONMENTAL ANALYTICAL REPORT

Sample Details/Parameters	Result	Qualifier*	D.L.	Units	Extracted	Analyzed	Batch
L2561464-1 SW06_SW_20210209 Sampled By: Client on 23-FEB-21 @ 12:00 Matrix: SW							
Dissolved Metals							
Lithium (Li)-Dissolved	0.0438	<T	0.0010	mg/L		03-MAR-21	R5396303
Magnesium (Mg)-Dissolved	71.7		0.0050	mg/L		03-MAR-21	R5396303
Manganese (Mn)-Dissolved	2.75		0.0050	mg/L		03-MAR-21	R5396303
Mercury (Hg)-Dissolved	<0.000005	<W	0.000030	mg/L		04-MAR-21	R5396606
Molybdenum (Mo)-Dissolved	0.00192	<T	0.000050	mg/L		03-MAR-21	R5396303
Nickel (Ni)-Dissolved	0.00182	<T	0.00050	mg/L		03-MAR-21	R5396303
Phosphorus (P)-Dissolved	0.016	<DL	0.050	mg/L		03-MAR-21	R5396303
Potassium (K)-Dissolved	3.97		0.050	mg/L		03-MAR-21	R5396303
Rubidium (Rb)-Dissolved	0.00184		0.00020	mg/L		03-MAR-21	R5396303
Selenium (Se)-Dissolved	0.000166	<T	0.000050	mg/L		03-MAR-21	R5396303
Silicon (Si)-Dissolved	11.4		0.050	mg/L		03-MAR-21	R5396303
Silver (Ag)-Dissolved	<0.0000005	<W	0.000050	mg/L		03-MAR-21	R5396303
Sodium (Na)-Dissolved	17.0		0.050	mg/L		03-MAR-21	R5396303
Strontium (Sr)-Dissolved	0.455		0.0010	mg/L		03-MAR-21	R5396303
Sulfur (S)-Dissolved	15.1		0.50	mg/L		03-MAR-21	R5396303
Tellurium (Te)-Dissolved	0.000020	<DL	0.00020	mg/L		03-MAR-21	R5396303
Thallium (Tl)-Dissolved	0.000002	<DL	0.000010	mg/L		03-MAR-21	R5396303
Thorium (Th)-Dissolved	0.000002	<DL	0.00010	mg/L		03-MAR-21	R5396303
Tin (Sn)-Dissolved	<0.00001	<W	0.00010	mg/L		03-MAR-21	R5396303
Titanium (Ti)-Dissolved	0.00012	<DL	0.00030	mg/L		03-MAR-21	R5396303
Tungsten (W)-Dissolved	<0.000002	<W	0.00010	mg/L		03-MAR-21	R5396303
Uranium (U)-Dissolved	0.00453	<T	0.000010	mg/L		03-MAR-21	R5396303
Vanadium (V)-Dissolved	0.00024	<DL	0.00050	mg/L		03-MAR-21	R5396303
Zinc (Zn)-Dissolved	0.0092	<T	0.0010	mg/L		03-MAR-21	R5396303
Zirconium (Zr)-Dissolved	0.000328		0.00020	mg/L		03-MAR-21	R5396303
Aggregate Organics							
Biochemical Oxygen Demand	<2.0		2.0	mg/L		26-FEB-21	R5396167
COD	33		10	mg/L		03-MAR-21	R5396299
Oil and Grease, Total	1.2		1.0	mg/L	03-MAR-21	03-MAR-21	R5396256
L2561464-2 SW21A_SW_20210209 Sampled By: Client on 23-FEB-21 @ 15:30 Matrix: SW							
Field Tests							
pH, Client Supplied	6.96		0.10	pH		04-MAR-21	R5397259
Temperature, Client	1.8		-50	Deg. C		04-MAR-21	R5397259
Physical Tests							
Color, True	159		2.0	CU		26-FEB-21	R5392878
Conductivity (EC)	596		1.0	uS/cm		26-FEB-21	R5392542
Hardness (as CaCO3)	314		0.50	mg/L		04-MAR-21	
pH	7.10		0.10	pH		26-FEB-21	R5392542
Total Suspended Solids	18.0		3.0	mg/L		27-FEB-21	R5394599
Total Dissolved Solids	396		20	mg/L		27-FEB-21	R5394242

* Refer to Referenced Information for Qualifiers (if any) and Methodology.

ALS ENVIRONMENTAL ANALYTICAL REPORT

Sample Details/Parameters	Result	Qualifier*	D.L.	Units	Extracted	Analyzed	Batch
L2561464-2 SW21A_SW_20210209 Sampled By: Client on 23-FEB-21 @ 15:30 Matrix: SW							
Physical Tests							
Turbidity	21.0		0.10	NTU		26-FEB-21	R5392806
Anions and Nutrients							
Acidity (as CaCO3)	16.6		2.0	mg/L		27-FEB-21	R5394042
Alkalinity, Total (as CaCO3)	289		2.0	mg/L		26-FEB-21	R5392542
Unionized ammonia	0.000639		0.000021	mg/L		08-MAR-21	
Ammonia, Total (as N)	0.602	DLHC	0.020	mg/L		08-MAR-21	R5398102
Chloride (Cl)	27.4		0.10	mg/L	26-FEB-21	26-FEB-21	R5393680
Fluoride (F)	0.060		0.020	mg/L	26-FEB-21	26-FEB-21	R5393680
Nitrate (as N)	0.014	<DL	0.020	mg/L		26-FEB-21	R5393680
Nitrite (as N)	<0.001	<W	0.010	mg/L		26-FEB-21	R5393680
Total Kjeldahl Nitrogen	1.90		0.18	mg/L	08-MAR-21	08-MAR-21	R5398090
Orthophosphate-Dissolved (as P)	0.355	RRR	0.045	mg/L		03-MAR-21	R5395979
Sulfate (SO4)	6.00		0.30	mg/L		26-FEB-21	R5393680
Cyanides							
Cyanide, Weak Acid Diss	0.0002	<DL	0.0020	mg/L		02-MAR-21	R5395770
Cyanide, Total	<0.0002	<W	0.0020	mg/L		02-MAR-21	R5395770
Cyanide, Free	0.0015	<DL	0.0020	mg/L		02-MAR-21	R5395770
Organic / Inorganic Carbon							
Dissolved Organic Carbon	54.1	DLM	5.0	mg/L	26-FEB-21	03-MAR-21	R5396304
Total Organic Carbon	44.5	DLM	2.5	mg/L		07-MAR-21	R5398073
Total Metals							
Aluminum (Al)-Total	0.368		0.0050	mg/L		03-MAR-21	R5396018
Antimony (Sb)-Total	0.000065	<DL	0.00010	mg/L		03-MAR-21	R5396018
Arsenic (As)-Total	0.00224	<T	0.00010	mg/L		03-MAR-21	R5396018
Barium (Ba)-Total	0.0531		0.00010	mg/L		03-MAR-21	R5396018
Beryllium (Be)-Total	0.000034	<DL	0.00010	mg/L		03-MAR-21	R5396018
Bismuth (Bi)-Total	0.000015	<DL	0.000050	mg/L		03-MAR-21	R5396018
Boron (B)-Total	0.018	<T	0.010	mg/L		03-MAR-21	R5396018
Cadmium (Cd)-Total	0.0000160	<T	0.0000050	mg/L		03-MAR-21	R5396018
Calcium (Ca)-Total	72.7		0.050	mg/L		03-MAR-21	R5396018
Cesium (Cs)-Total	0.0000372		0.000010	mg/L		03-MAR-21	R5396018
Chromium (Cr)-Total	0.00096	<T	0.00050	mg/L		03-MAR-21	R5396018
Cobalt (Co)-Total	0.00311	<T	0.00010	mg/L		03-MAR-21	R5396018
Copper (Cu)-Total	0.00065	<T	0.00050	mg/L		03-MAR-21	R5396018
Iron (Fe)-Total	6.50		0.010	mg/L		03-MAR-21	R5396018
Lead (Pb)-Total	0.00030	<T	0.000050	mg/L		03-MAR-21	R5396018
Lithium (Li)-Total	0.0096	<T	0.0010	mg/L		03-MAR-21	R5396018
Magnesium (Mg)-Total	29.6		0.0050	mg/L		03-MAR-21	R5396018
Manganese (Mn)-Total	4.71		0.0050	mg/L		03-MAR-21	R5396018
Mercury (Hg)-Total	<0.000005	<W	0.000030	mg/L		04-MAR-21	R5396605
Molybdenum (Mo)-Total	0.000115	<T	0.000050	mg/L		03-MAR-21	R5396018
Nickel (Ni)-Total	0.00234	<T	0.00050	mg/L		03-MAR-21	R5396018

* Refer to Referenced Information for Qualifiers (if any) and Methodology.

ALS ENVIRONMENTAL ANALYTICAL REPORT

Sample Details/Parameters	Result	Qualifier*	D.L.	Units	Extracted	Analyzed	Batch
L2561464-2 SW21A_SW_20210209 Sampled By: Client on 23-FEB-21 @ 15:30 Matrix: SW							
Total Metals							
Phosphorus (P)-Total	0.734		0.050	mg/L		03-MAR-21	R5396018
Potassium (K)-Total	3.20		0.050	mg/L		03-MAR-21	R5396018
Rubidium (Rb)-Total	0.00263		0.00020	mg/L		03-MAR-21	R5396018
Selenium (Se)-Total	0.000172	<T	0.000050	mg/L		03-MAR-21	R5396018
Silicon (Si)-Total	10.7		0.10	mg/L		03-MAR-21	R5396018
Silver (Ag)-Total	0.0000095	<DL	0.000050	mg/L		03-MAR-21	R5396018
Sodium (Na)-Total	13.6		0.050	mg/L		03-MAR-21	R5396018
Strontium (Sr)-Total	0.199		0.0010	mg/L		03-MAR-21	R5396018
Sulfur (S)-Total	3.35		0.50	mg/L		03-MAR-21	R5396018
Tellurium (Te)-Total	0.000025	<DL	0.00020	mg/L		03-MAR-21	R5396018
Thallium (Tl)-Total	0.000003	<DL	0.000010	mg/L		03-MAR-21	R5396018
Thorium (Th)-Total	0.000104		0.00010	mg/L		03-MAR-21	R5396018
Tin (Sn)-Total	0.00005	<DL	0.00010	mg/L		03-MAR-21	R5396018
Titanium (Ti)-Total	0.0129		0.00030	mg/L		03-MAR-21	R5396018
Tungsten (W)-Total	0.000012	<DL	0.00010	mg/L		03-MAR-21	R5396018
Uranium (U)-Total	0.000316	<T	0.000010	mg/L		03-MAR-21	R5396018
Vanadium (V)-Total	0.00182	<T	0.00050	mg/L		03-MAR-21	R5396018
Zinc (Zn)-Total	0.0128		0.0030	mg/L		03-MAR-21	R5396018
Zirconium (Zr)-Total	0.000660		0.00020	mg/L		03-MAR-21	R5396018
Dissolved Metals							
Dissolved Metals Filtration Location	LAB					02-MAR-21	R5395606
Aluminum (Al)-Dissolved	0.0106	<T	0.0050	mg/L		03-MAR-21	R5396303
Antimony (Sb)-Dissolved	0.000060	<DL	0.00010	mg/L		03-MAR-21	R5396303
Arsenic (As)-Dissolved	0.00206	<T	0.00010	mg/L		03-MAR-21	R5396303
Barium (Ba)-Dissolved	0.0411		0.00010	mg/L		03-MAR-21	R5396303
Beryllium (Be)-Dissolved	0.000020	<DL	0.00010	mg/L		03-MAR-21	R5396303
Bismuth (Bi)-Dissolved	<0.000005	<W	0.000050	mg/L		03-MAR-21	R5396303
Boron (B)-Dissolved	0.020		0.010	mg/L		03-MAR-21	R5396303
Cadmium (Cd)-Dissolved	0.0000030	<DL	0.0000050	mg/L		03-MAR-21	R5396303
Calcium (Ca)-Dissolved	75.6		0.050	mg/L		03-MAR-21	R5396303
Cesium (Cs)-Dissolved	0.0000004	<DL	0.000010	mg/L		03-MAR-21	R5396303
Chromium (Cr)-Dissolved	0.00026	<DL	0.00050	mg/L		03-MAR-21	R5396303
Cobalt (Co)-Dissolved	0.00278	<T	0.00010	mg/L		03-MAR-21	R5396303
Copper (Cu)-Dissolved	0.00020	<T	0.00020	mg/L		03-MAR-21	R5396303
Iron (Fe)-Dissolved	3.14		0.010	mg/L		03-MAR-21	R5396303
Lead (Pb)-Dissolved	0.00008	<T	0.000050	mg/L		03-MAR-21	R5396303
Lithium (Li)-Dissolved	0.0102	<T	0.0010	mg/L		03-MAR-21	R5396303
Magnesium (Mg)-Dissolved	30.4		0.0050	mg/L		03-MAR-21	R5396303
Manganese (Mn)-Dissolved	4.42		0.0050	mg/L		03-MAR-21	R5396303
Mercury (Hg)-Dissolved	<0.000005	<W	0.000030	mg/L		04-MAR-21	R5396606
Molybdenum (Mo)-Dissolved	0.000115	<T	0.000050	mg/L		03-MAR-21	R5396303

* Refer to Referenced Information for Qualifiers (if any) and Methodology.

ALS ENVIRONMENTAL ANALYTICAL REPORT

Sample Details/Parameters	Result	Qualifier*	D.L.	Units	Extracted	Analyzed	Batch
L2561464-2 SW21A_SW_20210209 Sampled By: Client on 23-FEB-21 @ 15:30 Matrix: SW							
Dissolved Metals							
Nickel (Ni)-Dissolved	0.00190	<T	0.00050	mg/L		03-MAR-21	R5396303
Phosphorus (P)-Dissolved	0.406		0.050	mg/L		03-MAR-21	R5396303
Potassium (K)-Dissolved	3.31		0.050	mg/L		03-MAR-21	R5396303
Rubidium (Rb)-Dissolved	0.00219		0.00020	mg/L		03-MAR-21	R5396303
Selenium (Se)-Dissolved	0.000244	<T	0.000050	mg/L		03-MAR-21	R5396303
Silicon (Si)-Dissolved	9.75		0.050	mg/L		03-MAR-21	R5396303
Silver (Ag)-Dissolved	<0.0000005	<W	0.000050	mg/L		03-MAR-21	R5396303
Sodium (Na)-Dissolved	14.9		0.050	mg/L		03-MAR-21	R5396303
Strontium (Sr)-Dissolved	0.189		0.0010	mg/L		03-MAR-21	R5396303
Sulfur (S)-Dissolved	3.35		0.50	mg/L		03-MAR-21	R5396303
Tellurium (Te)-Dissolved	0.000015	<DL	0.00020	mg/L		03-MAR-21	R5396303
Thallium (Tl)-Dissolved	<0.000001	<W	0.000010	mg/L		03-MAR-21	R5396303
Thorium (Th)-Dissolved	0.000034	<DL	0.00010	mg/L		03-MAR-21	R5396303
Tin (Sn)-Dissolved	<0.00001	<W	0.00010	mg/L		03-MAR-21	R5396303
Titanium (Ti)-Dissolved	0.00064		0.00030	mg/L		03-MAR-21	R5396303
Tungsten (W)-Dissolved	<0.000002	<W	0.00010	mg/L		03-MAR-21	R5396303
Uranium (U)-Dissolved	0.000309	<T	0.000010	mg/L		03-MAR-21	R5396303
Vanadium (V)-Dissolved	0.00068	<T	0.00050	mg/L		03-MAR-21	R5396303
Zinc (Zn)-Dissolved	0.0090	<T	0.0010	mg/L		03-MAR-21	R5396303
Zirconium (Zr)-Dissolved	0.000464		0.00020	mg/L		03-MAR-21	R5396303
Aggregate Organics							
Biochemical Oxygen Demand	10.7		5.0	mg/L		26-FEB-21	R5396167
COD	115		10	mg/L		03-MAR-21	R5396299
Oil and Grease, Total	1.0		1.0	mg/L	03-MAR-21	03-MAR-21	R5396256
Report Remarks : PO4 qualifier:DLHC:Detection Limit Raised: Dilution required due to high concentration of test analyte(s). PEHT:Parameter Exceeded Recommended Holding Time Prior to Analysis							
L2561464-3 SW25_SW_20210209 Sampled By: Client on 23-FEB-21 @ 09:15 Matrix: SW							
Field Tests							
Dissolved Oxygen, Client Supplied	4.21		0	mg/L		26-FEB-21	R5392977
pH, Client Supplied	7.30		0.10	pH		04-MAR-21	R5397259
Temperature, Client	5.1		-50	Deg. C		04-MAR-21	R5397259
Physical Tests							
Color, True	65.5		2.0	CU		26-FEB-21	R5392878
Conductivity (EC)	465		1.0	uS/cm		26-FEB-21	R5392542
Hardness (as CaCO3)	337		0.50	mg/L		04-MAR-21	
pH	7.42		0.10	pH		26-FEB-21	R5392542
Total Suspended Solids	31.5		3.0	mg/L		27-FEB-21	R5394599
Total Dissolved Solids	296		20	mg/L		27-FEB-21	R5394242
Turbidity	24.9		0.10	NTU		26-FEB-21	R5392806
Anions and Nutrients							
Acidity (as CaCO3)	4.6		2.0	mg/L		27-FEB-21	R5394042

* Refer to Referenced Information for Qualifiers (if any) and Methodology.

ALS ENVIRONMENTAL ANALYTICAL REPORT

Sample Details/Parameters	Result	Qualifier*	D.L.	Units	Extracted	Analyzed	Batch
L2561464-3 SW25_SW_20210209 Sampled By: Client on 23-FEB-21 @ 09:15 Matrix: SW							
Anions and Nutrients							
Alkalinity, Total (as CaCO3)	141		2.0	mg/L		26-FEB-21	R5392542
Unionized ammonia	0.00208		0.00015	mg/L		08-MAR-21	
Ammonia, Total (as N)	0.685	DLHC	0.050	mg/L		08-MAR-21	R5398102
Chloride (Cl)	16.1		0.10	mg/L	26-FEB-21	26-FEB-21	R5393680
Fluoride (F)	0.035		0.020	mg/L	26-FEB-21	26-FEB-21	R5393680
Nitrate (as N)	1.20		0.020	mg/L		26-FEB-21	R5393680
Nitrite (as N)	0.018	<T	0.010	mg/L		26-FEB-21	R5393680
Total Kjeldahl Nitrogen	1.80		0.18	mg/L	08-MAR-21	08-MAR-21	R5398090
Orthophosphate-Dissolved (as P)	0.0125	PEHT	0.0030	mg/L		03-MAR-21	R5395979
Sulfate (SO4)	68.6		0.30	mg/L		26-FEB-21	R5393680
Cyanides							
Cyanide, Weak Acid Diss	<0.0001	<W	0.0020	mg/L		02-MAR-21	R5395770
Cyanide, Total	0.0004	<DL	0.0020	mg/L		02-MAR-21	R5395770
Cyanide, Free	0.0005	<DL	0.0020	mg/L		02-MAR-21	R5395770
Organic / Inorganic Carbon							
Dissolved Organic Carbon	26.6	DLM	5.0	mg/L	26-FEB-21	03-MAR-21	R5396304
Total Organic Carbon	26.3	DLM	2.5	mg/L		07-MAR-21	R5398073
Total Metals							
Aluminum (Al)-Total	0.950		0.0050	mg/L		03-MAR-21	R5396018
Antimony (Sb)-Total	0.00114	<T	0.00010	mg/L		03-MAR-21	R5396018
Arsenic (As)-Total	0.00202	<T	0.00010	mg/L		03-MAR-21	R5396018
Barium (Ba)-Total	0.0652		0.00010	mg/L		03-MAR-21	R5396018
Beryllium (Be)-Total	0.000026	<DL	0.00010	mg/L		03-MAR-21	R5396018
Bismuth (Bi)-Total	0.000045	<DL	0.000050	mg/L		03-MAR-21	R5396018
Boron (B)-Total	0.038	<T	0.010	mg/L		03-MAR-21	R5396018
Cadmium (Cd)-Total	0.0000516	<T	0.0000050	mg/L		03-MAR-21	R5396018
Calcium (Ca)-Total	81.4		0.050	mg/L		03-MAR-21	R5396018
Cesium (Cs)-Total	0.000202		0.000010	mg/L		03-MAR-21	R5396018
Chromium (Cr)-Total	0.00150	<T	0.00050	mg/L		03-MAR-21	R5396018
Cobalt (Co)-Total	0.00155	<T	0.00010	mg/L		03-MAR-21	R5396018
Copper (Cu)-Total	0.00665	<T	0.00050	mg/L		03-MAR-21	R5396018
Iron (Fe)-Total	2.16		0.010	mg/L		03-MAR-21	R5396018
Lead (Pb)-Total	0.00220	<T	0.000050	mg/L		03-MAR-21	R5396018
Lithium (Li)-Total	0.0386	<T	0.0010	mg/L		03-MAR-21	R5396018
Magnesium (Mg)-Total	32.4		0.0050	mg/L		03-MAR-21	R5396018
Manganese (Mn)-Total	2.90		0.0050	mg/L		03-MAR-21	R5396018
Mercury (Hg)-Total	<0.000005	<W	0.000030	mg/L		04-MAR-21	R5396605
Molybdenum (Mo)-Total	0.00362	<T	0.000050	mg/L		03-MAR-21	R5396018
Nickel (Ni)-Total	0.00254	<T	0.00050	mg/L		03-MAR-21	R5396018
Phosphorus (P)-Total	0.264		0.050	mg/L		03-MAR-21	R5396018
Potassium (K)-Total	11.4		0.050	mg/L		03-MAR-21	R5396018
Rubidium (Rb)-Total	0.00329		0.00020	mg/L		03-MAR-21	R5396018

* Refer to Referenced Information for Qualifiers (if any) and Methodology.

ALS ENVIRONMENTAL ANALYTICAL REPORT

Sample Details/Parameters	Result	Qualifier*	D.L.	Units	Extracted	Analyzed	Batch
L2561464-3 SW25_SW_20210209 Sampled By: Client on 23-FEB-21 @ 09:15 Matrix: SW							
Total Metals							
Selenium (Se)-Total	0.000304	<T	0.000050	mg/L		03-MAR-21	R5396018
Silicon (Si)-Total	6.88		0.10	mg/L		03-MAR-21	R5396018
Silver (Ag)-Total	0.0000355	<DL	0.000050	mg/L		03-MAR-21	R5396018
Sodium (Na)-Total	12.5		0.050	mg/L		03-MAR-21	R5396018
Strontium (Sr)-Total	0.284		0.0010	mg/L		03-MAR-21	R5396018
Sulfur (S)-Total	35.0		0.50	mg/L		03-MAR-21	R5396018
Tellurium (Te)-Total	0.000060	<DL	0.00020	mg/L		03-MAR-21	R5396018
Thallium (Tl)-Total	0.000012	<T	0.000010	mg/L		03-MAR-21	R5396018
Thorium (Th)-Total	0.000112		0.00010	mg/L		03-MAR-21	R5396018
Tin (Sn)-Total	0.00006	<DL	0.00010	mg/L		03-MAR-21	R5396018
Titanium (Ti)-Total	0.0179		0.00030	mg/L		03-MAR-21	R5396018
Tungsten (W)-Total	0.000086	<DL	0.00010	mg/L		03-MAR-21	R5396018
Uranium (U)-Total	0.00241	<T	0.000010	mg/L		03-MAR-21	R5396018
Vanadium (V)-Total	0.00292	<T	0.00050	mg/L		03-MAR-21	R5396018
Zinc (Zn)-Total	0.0470		0.0030	mg/L		03-MAR-21	R5396018
Zirconium (Zr)-Total	0.000968		0.00020	mg/L		03-MAR-21	R5396018
Dissolved Metals							
Dissolved Metals Filtration Location	LAB					02-MAR-21	R5395606
Aluminum (Al)-Dissolved	0.0142	<T	0.0050	mg/L		03-MAR-21	R5396303
Antimony (Sb)-Dissolved	0.00146	<T	0.00010	mg/L		03-MAR-21	R5396303
Arsenic (As)-Dissolved	0.00147	<T	0.00010	mg/L		03-MAR-21	R5396303
Barium (Ba)-Dissolved	0.0568		0.00010	mg/L		03-MAR-21	R5396303
Beryllium (Be)-Dissolved	0.000004	<DL	0.00010	mg/L		03-MAR-21	R5396303
Bismuth (Bi)-Dissolved	0.000010	<DL	0.000050	mg/L		03-MAR-21	R5396303
Boron (B)-Dissolved	0.038		0.010	mg/L		03-MAR-21	R5396303
Cadmium (Cd)-Dissolved	0.0000034	<DL	0.0000050	mg/L		03-MAR-21	R5396303
Calcium (Ca)-Dissolved	80.6		0.050	mg/L		03-MAR-21	R5396303
Cesium (Cs)-Dissolved	0.0000362		0.000010	mg/L		03-MAR-21	R5396303
Chromium (Cr)-Dissolved	0.00012	<DL	0.00050	mg/L		03-MAR-21	R5396303
Cobalt (Co)-Dissolved	0.00112	<T	0.00010	mg/L		03-MAR-21	R5396303
Copper (Cu)-Dissolved	0.00255	<T	0.00020	mg/L		03-MAR-21	R5396303
Iron (Fe)-Dissolved	0.784		0.010	mg/L		03-MAR-21	R5396303
Lead (Pb)-Dissolved	0.00054	<T	0.000050	mg/L		03-MAR-21	R5396303
Lithium (Li)-Dissolved	0.0402	<T	0.0010	mg/L		03-MAR-21	R5396303
Magnesium (Mg)-Dissolved	33.0		0.0050	mg/L		03-MAR-21	R5396303
Manganese (Mn)-Dissolved	2.54		0.0050	mg/L		03-MAR-21	R5396303
Mercury (Hg)-Dissolved	<0.000005	<W	0.000030	mg/L		04-MAR-21	R5396606
Molybdenum (Mo)-Dissolved	0.00399	<T	0.000050	mg/L		03-MAR-21	R5396303
Nickel (Ni)-Dissolved	0.00146	<T	0.00050	mg/L		03-MAR-21	R5396303
Phosphorus (P)-Dissolved	0.110		0.050	mg/L		03-MAR-21	R5396303
Potassium (K)-Dissolved	11.7		0.050	mg/L		03-MAR-21	R5396303

* Refer to Referenced Information for Qualifiers (if any) and Methodology.

ALS ENVIRONMENTAL ANALYTICAL REPORT

Sample Details/Parameters	Result	Qualifier*	D.L.	Units	Extracted	Analyzed	Batch
L2561464-3 SW25_SW_20210209 Sampled By: Client on 23-FEB-21 @ 09:15 Matrix: SW							
Dissolved Metals							
Rubidium (Rb)-Dissolved	0.00263		0.00020	mg/L		03-MAR-21	R5396303
Selenium (Se)-Dissolved	0.000344	<T	0.000050	mg/L		03-MAR-21	R5396303
Silicon (Si)-Dissolved	5.47		0.050	mg/L		03-MAR-21	R5396303
Silver (Ag)-Dissolved	0.0000005	<DL	0.000050	mg/L		03-MAR-21	R5396303
Sodium (Na)-Dissolved	13.7		0.050	mg/L		03-MAR-21	R5396303
Strontium (Sr)-Dissolved	0.268		0.0010	mg/L		03-MAR-21	R5396303
Sulfur (S)-Dissolved	34.8		0.50	mg/L		03-MAR-21	R5396303
Tellurium (Te)-Dissolved	0.000020	<DL	0.00020	mg/L		03-MAR-21	R5396303
Thallium (Tl)-Dissolved	0.000004	<DL	0.000010	mg/L		03-MAR-21	R5396303
Thorium (Th)-Dissolved	0.000022	<DL	0.00010	mg/L		03-MAR-21	R5396303
Tin (Sn)-Dissolved	<0.00001	<W	0.00010	mg/L		03-MAR-21	R5396303
Titanium (Ti)-Dissolved	<0.00060	DLUI	0.00060	mg/L		03-MAR-21	R5396303
Tungsten (W)-Dissolved	0.000048	<DL	0.00010	mg/L		03-MAR-21	R5396303
Uranium (U)-Dissolved	0.00273	<T	0.000010	mg/L		03-MAR-21	R5396303
Vanadium (V)-Dissolved	0.00078	<T	0.00050	mg/L		03-MAR-21	R5396303
Zinc (Zn)-Dissolved	0.0126		0.0010	mg/L		03-MAR-21	R5396303
Zirconium (Zr)-Dissolved	0.000344		0.00020	mg/L		03-MAR-21	R5396303
Aggregate Organics							
Biochemical Oxygen Demand	11.1		2.0	mg/L		26-FEB-21	R5396167
COD	70		10	mg/L		03-MAR-21	R5396299
Oil and Grease, Total	1.8		1.0	mg/L	03-MAR-21	03-MAR-21	R5396256
L2561464-4 SW26_SW_20210209 Sampled By: Client on 23-FEB-21 @ 09:30 Matrix: SW							
Field Tests							
pH, Client Supplied	6.93		0.10	pH		04-MAR-21	R5397259
Temperature, Client	2.2		-50	Deg. C		04-MAR-21	R5397259
Physical Tests							
Color, True	15.9		2.0	CU		26-FEB-21	R5392878
Conductivity (EC)	1080		1.0	uS/cm		26-FEB-21	R5392542
Hardness (as CaCO3)	647		0.50	mg/L		04-MAR-21	
pH	7.50		0.10	pH		26-FEB-21	R5392542
Total Suspended Solids	3.5		3.0	mg/L		27-FEB-21	R5394599
Total Dissolved Solids	634		20	mg/L		27-FEB-21	R5394242
Turbidity	4.97		0.10	NTU		26-FEB-21	R5392806
Anions and Nutrients							
Acidity (as CaCO3)	12.6		2.0	mg/L		27-FEB-21	R5394042
Alkalinity, Total (as CaCO3)	593		2.0	mg/L		26-FEB-21	R5392542
Unionized ammonia	0.000449		0.000010	mg/L		08-MAR-21	
Ammonia, Total (as N)	0.437		0.010	mg/L		08-MAR-21	R5398102
Chloride (Cl)	28.7		0.20	mg/L	26-FEB-21	26-FEB-21	R5393680
Fluoride (F)	0.112		0.040	mg/L	26-FEB-21	26-FEB-21	R5393680

* Refer to Referenced Information for Qualifiers (if any) and Methodology.

ALS ENVIRONMENTAL ANALYTICAL REPORT

Sample Details/Parameters	Result	Qualifier*	D.L.	Units	Extracted	Analyzed	Batch
L2561464-4 SW26_SW_20210209 Sampled By: Client on 23-FEB-21 @ 09:30 Matrix: SW							
Anions and Nutrients							
Nitrate (as N)	<0.002	<W	0.040	mg/L		26-FEB-21	R5393680
Nitrite (as N)	<0.001	<W	0.020	mg/L		26-FEB-21	R5393680
Total Kjeldahl Nitrogen	0.95		0.18	mg/L	08-MAR-21	08-MAR-21	R5398090
Orthophosphate-Dissolved (as P)	0.0037	PEHT	0.0030	mg/L		03-MAR-21	R5395979
Sulfate (SO4)	36.1		0.60	mg/L		26-FEB-21	R5393680
Cyanides							
Cyanide, Weak Acid Diss	<0.0001	<W	0.0020	mg/L		02-MAR-21	R5395770
Cyanide, Total	<0.0002	<W	0.0020	mg/L		02-MAR-21	R5395770
Cyanide, Free	0.0004	<DL	0.0020	mg/L		02-MAR-21	R5395770
Organic / Inorganic Carbon							
Dissolved Organic Carbon	12.5		0.50	mg/L	26-FEB-21	03-MAR-21	R5396304
Total Organic Carbon	13.1		0.50	mg/L		07-MAR-21	R5398073
Total Metals							
Aluminum (Al)-Total	0.0280	<T	0.0050	mg/L		03-MAR-21	R5396018
Antimony (Sb)-Total	0.000100	<T	0.00010	mg/L		03-MAR-21	R5396018
Arsenic (As)-Total	0.00139	<T	0.00010	mg/L		03-MAR-21	R5396018
Barium (Ba)-Total	0.0854		0.00010	mg/L		03-MAR-21	R5396018
Beryllium (Be)-Total	0.000004	<DL	0.00010	mg/L		03-MAR-21	R5396018
Bismuth (Bi)-Total	0.000010	<DL	0.000050	mg/L		03-MAR-21	R5396018
Boron (B)-Total	0.068		0.010	mg/L		03-MAR-21	R5396018
Cadmium (Cd)-Total	0.0000082	<T	0.0000050	mg/L		03-MAR-21	R5396018
Calcium (Ca)-Total	144		0.050	mg/L		03-MAR-21	R5396018
Cesium (Cs)-Total	0.0000062	<DL	0.000010	mg/L		03-MAR-21	R5396018
Chromium (Cr)-Total	0.00020	<DL	0.00050	mg/L		03-MAR-21	R5396018
Cobalt (Co)-Total	0.00121	<T	0.00010	mg/L		03-MAR-21	R5396018
Copper (Cu)-Total	0.00145	<T	0.00050	mg/L		03-MAR-21	R5396018
Iron (Fe)-Total	0.920		0.010	mg/L		03-MAR-21	R5396018
Lead (Pb)-Total	0.00012	<T	0.000050	mg/L		03-MAR-21	R5396018
Lithium (Li)-Total	0.0394	<T	0.0010	mg/L		03-MAR-21	R5396018
Magnesium (Mg)-Total	69.3		0.0050	mg/L		03-MAR-21	R5396018
Manganese (Mn)-Total	2.98		0.0050	mg/L		03-MAR-21	R5396018
Mercury (Hg)-Total	<0.000005	<W	0.000030	mg/L		04-MAR-21	R5396605
Molybdenum (Mo)-Total	0.00200	<T	0.000050	mg/L		03-MAR-21	R5396018
Nickel (Ni)-Total	0.00192	<T	0.00050	mg/L		03-MAR-21	R5396018
Phosphorus (P)-Total	0.064		0.050	mg/L		03-MAR-21	R5396018
Potassium (K)-Total	3.73		0.050	mg/L		03-MAR-21	R5396018
Rubidium (Rb)-Total	0.00171		0.00020	mg/L		03-MAR-21	R5396018
Selenium (Se)-Total	0.000114	<T	0.000050	mg/L		03-MAR-21	R5396018
Silicon (Si)-Total	11.8		0.10	mg/L		03-MAR-21	R5396018
Silver (Ag)-Total	0.0000010	<DL	0.000050	mg/L		03-MAR-21	R5396018
Sodium (Na)-Total	15.9		0.050	mg/L		03-MAR-21	R5396018
Strontium (Sr)-Total	0.468		0.0010	mg/L		03-MAR-21	R5396018

* Refer to Referenced Information for Qualifiers (if any) and Methodology.

ALS ENVIRONMENTAL ANALYTICAL REPORT

Sample Details/Parameters	Result	Qualifier*	D.L.	Units	Extracted	Analyzed	Batch
L2561464-4 SW26_SW_20210209 Sampled By: Client on 23-FEB-21 @ 09:30 Matrix: SW							
Total Metals							
Sulfur (S)-Total	15.4		0.50	mg/L		03-MAR-21	R5396018
Tellurium (Te)-Total	0.000065	<DL	0.00020	mg/L		03-MAR-21	R5396018
Thallium (Tl)-Total	0.000001	<DL	0.000010	mg/L		03-MAR-21	R5396018
Thorium (Th)-Total	0.000012	<DL	0.00010	mg/L		03-MAR-21	R5396018
Tin (Sn)-Total	0.00009	<DL	0.00010	mg/L		03-MAR-21	R5396018
Titanium (Ti)-Total	<0.0010	DLUI	0.0010	mg/L		03-MAR-21	R5396018
Tungsten (W)-Total	0.000006	<DL	0.00010	mg/L		03-MAR-21	R5396018
Uranium (U)-Total	0.00433	<T	0.000010	mg/L		03-MAR-21	R5396018
Vanadium (V)-Total	0.00046	<DL	0.00050	mg/L		03-MAR-21	R5396018
Zinc (Zn)-Total	0.0298		0.0030	mg/L		03-MAR-21	R5396018
Zirconium (Zr)-Total	0.000356		0.00020	mg/L		03-MAR-21	R5396018
Dissolved Metals							
Dissolved Metals Filtration Location	LAB					02-MAR-21	R5395606
Aluminum (Al)-Dissolved	0.0012	<DL	0.0050	mg/L		03-MAR-21	R5396303
Antimony (Sb)-Dissolved	0.000095	<DL	0.00010	mg/L		03-MAR-21	R5396303
Arsenic (As)-Dissolved	0.00107	<T	0.00010	mg/L		03-MAR-21	R5396303
Barium (Ba)-Dissolved	0.0805		0.00010	mg/L		03-MAR-21	R5396303
Beryllium (Be)-Dissolved	<0.000002	<W	0.00010	mg/L		03-MAR-21	R5396303
Bismuth (Bi)-Dissolved	<0.000005	<W	0.000050	mg/L		03-MAR-21	R5396303
Boron (B)-Dissolved	0.066		0.010	mg/L		03-MAR-21	R5396303
Cadmium (Cd)-Dissolved	0.0000006	<DL	0.0000050	mg/L		03-MAR-21	R5396303
Calcium (Ca)-Dissolved	141		0.050	mg/L		03-MAR-21	R5396303
Cesium (Cs)-Dissolved	0.0000038	<DL	0.000010	mg/L		03-MAR-21	R5396303
Chromium (Cr)-Dissolved	0.00006	<DL	0.00050	mg/L		03-MAR-21	R5396303
Cobalt (Co)-Dissolved	0.00113	<T	0.00010	mg/L		03-MAR-21	R5396303
Copper (Cu)-Dissolved	0.00045	<T	0.00020	mg/L		03-MAR-21	R5396303
Iron (Fe)-Dissolved	0.021		0.010	mg/L		03-MAR-21	R5396303
Lead (Pb)-Dissolved	<0.00002	<W	0.000050	mg/L		03-MAR-21	R5396303
Lithium (Li)-Dissolved	0.0410	<T	0.0010	mg/L		03-MAR-21	R5396303
Magnesium (Mg)-Dissolved	71.9		0.0050	mg/L		03-MAR-21	R5396303
Manganese (Mn)-Dissolved	2.66		0.0050	mg/L		03-MAR-21	R5396303
Mercury (Hg)-Dissolved	<0.000005	<W	0.000030	mg/L		04-MAR-21	R5396606
Molybdenum (Mo)-Dissolved	0.00194	<T	0.000050	mg/L		03-MAR-21	R5396303
Nickel (Ni)-Dissolved	0.00184	<T	0.00050	mg/L		03-MAR-21	R5396303
Phosphorus (P)-Dissolved	0.016	<DL	0.050	mg/L		03-MAR-21	R5396303
Potassium (K)-Dissolved	4.00		0.050	mg/L		03-MAR-21	R5396303
Rubidium (Rb)-Dissolved	0.00184		0.00020	mg/L		03-MAR-21	R5396303
Selenium (Se)-Dissolved	0.000160	<T	0.000050	mg/L		03-MAR-21	R5396303
Silicon (Si)-Dissolved	11.4		0.050	mg/L		03-MAR-21	R5396303
Silver (Ag)-Dissolved	0.0000005	<DL	0.000050	mg/L		03-MAR-21	R5396303
Sodium (Na)-Dissolved	17.0		0.050	mg/L		03-MAR-21	R5396303

* Refer to Referenced Information for Qualifiers (if any) and Methodology.

ALS ENVIRONMENTAL ANALYTICAL REPORT

Sample Details/Parameters	Result	Qualifier*	D.L.	Units	Extracted	Analyzed	Batch
L2561464-4 SW26_SW_20210209 Sampled By: Client on 23-FEB-21 @ 09:30 Matrix: SW							
Dissolved Metals							
Strontium (Sr)-Dissolved	0.447		0.0010	mg/L		03-MAR-21	R5396303
Sulfur (S)-Dissolved	14.9		0.50	mg/L		03-MAR-21	R5396303
Tellurium (Te)-Dissolved	0.000025	<DL	0.00020	mg/L		03-MAR-21	R5396303
Thallium (Tl)-Dissolved	0.000002	<DL	0.000010	mg/L		03-MAR-21	R5396303
Thorium (Th)-Dissolved	0.000004	<DL	0.00010	mg/L		03-MAR-21	R5396303
Tin (Sn)-Dissolved	<0.00001	<W	0.00010	mg/L		03-MAR-21	R5396303
Titanium (Ti)-Dissolved	0.00014	<DL	0.00030	mg/L		03-MAR-21	R5396303
Tungsten (W)-Dissolved	<0.000002	<W	0.00010	mg/L		03-MAR-21	R5396303
Uranium (U)-Dissolved	0.00467	<T	0.000010	mg/L		03-MAR-21	R5396303
Vanadium (V)-Dissolved	0.00022	<DL	0.00050	mg/L		03-MAR-21	R5396303
Zinc (Zn)-Dissolved	0.0098	<T	0.0010	mg/L		03-MAR-21	R5396303
Zirconium (Zr)-Dissolved	0.000328		0.00020	mg/L		03-MAR-21	R5396303
Aggregate Organics							
Biochemical Oxygen Demand	<2.0		2.0	mg/L		26-FEB-21	R5396167
COD	37		10	mg/L		03-MAR-21	R5396299
Oil and Grease, Total	1.6		1.0	mg/L	03-MAR-21	03-MAR-21	R5396256
L2561464-5 SW29_SW_20210209 Sampled By: Client on 23-FEB-21 @ 11:35 Matrix: SW							
Field Tests							
pH, Client Supplied	6.38		0.10	pH		04-MAR-21	R5397259
Temperature, Client	1.8		-50	Deg. C		04-MAR-21	R5397259
Physical Tests							
Color, True	298		2.0	CU		26-FEB-21	R5392878
Conductivity (EC)	346		1.0	uS/cm		26-FEB-21	R5392542
Hardness (as CaCO3)	201		0.50	mg/L		04-MAR-21	
pH	6.76		0.10	pH		26-FEB-21	R5392542
Total Suspended Solids	14.5		3.0	mg/L		27-FEB-21	R5394599
Total Dissolved Solids	274		20	mg/L		27-FEB-21	R5394242
Turbidity	14.5		0.10	NTU		26-FEB-21	R5392806
Anions and Nutrients							
Acidity (as CaCO3)	20.2		2.0	mg/L		27-FEB-21	R5394042
Alkalinity, Total (as CaCO3)	191		2.0	mg/L		26-FEB-21	R5392542
Unionized ammonia	0.000379		0.000028	mg/L		08-MAR-21	
Ammonia, Total (as N)	1.35	DLHC	0.10	mg/L		08-MAR-21	R5398102
Chloride (Cl)	1.23		0.10	mg/L	01-MAR-21	01-MAR-21	R5395211
Fluoride (F)	0.030		0.020	mg/L	26-FEB-21	26-FEB-21	R5393680
Nitrate (as N)	0.014	<DL	0.020	mg/L		26-FEB-21	R5393680
Nitrite (as N)	<0.001	<W	0.010	mg/L		26-FEB-21	R5393680
Total Kjeldahl Nitrogen	3.40		0.18	mg/L	08-MAR-21	08-MAR-21	R5398090
Orthophosphate-Dissolved (as P)	0.089	RRR	0.012	mg/L		03-MAR-21	R5395979
Sulfate (SO4)	1.00	<T	0.30	mg/L		01-MAR-21	R5395211

* Refer to Referenced Information for Qualifiers (if any) and Methodology.

ALS ENVIRONMENTAL ANALYTICAL REPORT

Sample Details/Parameters	Result	Qualifier*	D.L.	Units	Extracted	Analyzed	Batch
L2561464-5 SW29_SW_20210209 Sampled By: Client on 23-FEB-21 @ 11:35 Matrix: SW							
Anions and Nutrients							
Cyanides							
Cyanide, Weak Acid Diss	0.0004	<DL	0.0020	mg/L		02-MAR-21	R5395770
Cyanide, Total	0.0002	<DL	0.0020	mg/L		02-MAR-21	R5395770
Cyanide, Free	0.0007	<DL	0.0020	mg/L		02-MAR-21	R5395770
Organic / Inorganic Carbon							
Dissolved Organic Carbon	64.6	DLM	5.0	mg/L	26-FEB-21	03-MAR-21	R5396304
Total Organic Carbon	64.2	DLM	2.5	mg/L		07-MAR-21	R5398073
Total Metals							
Aluminum (Al)-Total	0.232		0.0050	mg/L		03-MAR-21	R5396018
Antimony (Sb)-Total	0.000045	<DL	0.00010	mg/L		03-MAR-21	R5396018
Arsenic (As)-Total	0.00172	<T	0.00010	mg/L		03-MAR-21	R5396018
Barium (Ba)-Total	0.0443		0.00010	mg/L		03-MAR-21	R5396018
Beryllium (Be)-Total	0.000024	<DL	0.00010	mg/L		03-MAR-21	R5396018
Bismuth (Bi)-Total	0.000010	<DL	0.000050	mg/L		03-MAR-21	R5396018
Boron (B)-Total	0.012	<T	0.010	mg/L		03-MAR-21	R5396018
Cadmium (Cd)-Total	0.0000110	<T	0.0000050	mg/L		03-MAR-21	R5396018
Calcium (Ca)-Total	48.0		0.050	mg/L		03-MAR-21	R5396018
Cesium (Cs)-Total	0.0000198		0.000010	mg/L		03-MAR-21	R5396018
Chromium (Cr)-Total	0.00070	<T	0.00050	mg/L		03-MAR-21	R5396018
Cobalt (Co)-Total	0.00272	<T	0.00010	mg/L		03-MAR-21	R5396018
Copper (Cu)-Total	0.00055	<T	0.00050	mg/L		03-MAR-21	R5396018
Iron (Fe)-Total	5.28		0.010	mg/L		03-MAR-21	R5396018
Lead (Pb)-Total	0.00024	<T	0.000050	mg/L		03-MAR-21	R5396018
Lithium (Li)-Total	0.0068	<T	0.0010	mg/L		03-MAR-21	R5396018
Magnesium (Mg)-Total	19.8		0.0050	mg/L		03-MAR-21	R5396018
Manganese (Mn)-Total	1.89		0.00050	mg/L		03-MAR-21	R5396018
Mercury (Hg)-Total	<0.000005	<W	0.000030	mg/L		04-MAR-21	R5396605
Molybdenum (Mo)-Total	0.000080	<T	0.000050	mg/L		03-MAR-21	R5396018
Nickel (Ni)-Total	0.00194	<T	0.00050	mg/L		03-MAR-21	R5396018
Phosphorus (P)-Total	0.336		0.050	mg/L		03-MAR-21	R5396018
Potassium (K)-Total	1.78		0.050	mg/L		03-MAR-21	R5396018
Rubidium (Rb)-Total	0.00305		0.00020	mg/L		03-MAR-21	R5396018
Selenium (Se)-Total	0.000208	<T	0.000050	mg/L		03-MAR-21	R5396018
Silicon (Si)-Total	13.0		0.10	mg/L		03-MAR-21	R5396018
Silver (Ag)-Total	0.0000045	<DL	0.000050	mg/L		03-MAR-21	R5396018
Sodium (Na)-Total	3.06		0.050	mg/L		03-MAR-21	R5396018
Strontium (Sr)-Total	0.122		0.0010	mg/L		03-MAR-21	R5396018
Sulfur (S)-Total	1.45		0.50	mg/L		03-MAR-21	R5396018
Tellurium (Te)-Total	0.000015	<DL	0.00020	mg/L		03-MAR-21	R5396018
Thallium (Tl)-Total	0.000002	<DL	0.000010	mg/L		03-MAR-21	R5396018
Thorium (Th)-Total	0.000070	<DL	0.00010	mg/L		03-MAR-21	R5396018
Tin (Sn)-Total	0.00043		0.00010	mg/L		03-MAR-21	R5396018

* Refer to Referenced Information for Qualifiers (if any) and Methodology.

ALS ENVIRONMENTAL ANALYTICAL REPORT

Sample Details/Parameters	Result	Qualifier*	D.L.	Units	Extracted	Analyzed	Batch
L2561464-5 SW29_SW_20210209 Sampled By: Client on 23-FEB-21 @ 11:35 Matrix: SW							
Total Metals							
Titanium (Ti)-Total	0.00732		0.00030	mg/L		03-MAR-21	R5396018
Tungsten (W)-Total	0.000004	<DL	0.00010	mg/L		03-MAR-21	R5396018
Uranium (U)-Total	0.000121	<T	0.000010	mg/L		03-MAR-21	R5396018
Vanadium (V)-Total	0.00118	<T	0.00050	mg/L		03-MAR-21	R5396018
Zinc (Zn)-Total	0.0060	<T	0.0030	mg/L		03-MAR-21	R5396018
Zirconium (Zr)-Total	0.000400		0.00020	mg/L		03-MAR-21	R5396018
Dissolved Metals							
Dissolved Metals Filtration Location	LAB					02-MAR-21	R5395606
Aluminum (Al)-Dissolved	0.0834		0.0050	mg/L		03-MAR-21	R5396303
Antimony (Sb)-Dissolved	0.000040	<DL	0.00010	mg/L		03-MAR-21	R5396303
Arsenic (As)-Dissolved	0.00187	<T	0.00010	mg/L		03-MAR-21	R5396303
Barium (Ba)-Dissolved	0.0251		0.00010	mg/L		03-MAR-21	R5396303
Beryllium (Be)-Dissolved	0.000018	<DL	0.00010	mg/L		03-MAR-21	R5396303
Bismuth (Bi)-Dissolved	<0.000005	<W	0.000050	mg/L		03-MAR-21	R5396303
Boron (B)-Dissolved	0.012		0.010	mg/L		03-MAR-21	R5396303
Cadmium (Cd)-Dissolved	0.0000034	<DL	0.0000050	mg/L		03-MAR-21	R5396303
Calcium (Ca)-Dissolved	46.9		0.050	mg/L		03-MAR-21	R5396303
Cesium (Cs)-Dissolved	0.0000016	<DL	0.000010	mg/L		03-MAR-21	R5396303
Chromium (Cr)-Dissolved	0.00034	<DL	0.00050	mg/L		03-MAR-21	R5396303
Cobalt (Co)-Dissolved	0.00272	<T	0.00010	mg/L		03-MAR-21	R5396303
Copper (Cu)-Dissolved	0.00015	<DL	0.00020	mg/L		03-MAR-21	R5396303
Iron (Fe)-Dissolved	3.51		0.010	mg/L		03-MAR-21	R5396303
Lead (Pb)-Dissolved	0.00014	<T	0.000050	mg/L		03-MAR-21	R5396303
Lithium (Li)-Dissolved	0.0066	<T	0.0010	mg/L		03-MAR-21	R5396303
Magnesium (Mg)-Dissolved	20.3		0.0050	mg/L		03-MAR-21	R5396303
Manganese (Mn)-Dissolved	1.90		0.00050	mg/L		03-MAR-21	R5396303
Mercury (Hg)-Dissolved	<0.000005	<W	0.000030	mg/L		04-MAR-21	R5396606
Molybdenum (Mo)-Dissolved	0.000070	<T	0.000050	mg/L		03-MAR-21	R5396303
Nickel (Ni)-Dissolved	0.00164	<T	0.00050	mg/L		03-MAR-21	R5396303
Phosphorus (P)-Dissolved	0.154		0.050	mg/L		03-MAR-21	R5396303
Potassium (K)-Dissolved	1.84		0.050	mg/L		03-MAR-21	R5396303
Rubidium (Rb)-Dissolved	0.00292		0.00020	mg/L		03-MAR-21	R5396303
Selenium (Se)-Dissolved	0.000220	<T	0.000050	mg/L		03-MAR-21	R5396303
Silicon (Si)-Dissolved	12.6		0.050	mg/L		03-MAR-21	R5396303
Silver (Ag)-Dissolved	0.0000005	<DL	0.000050	mg/L		03-MAR-21	R5396303
Sodium (Na)-Dissolved	3.28		0.050	mg/L		03-MAR-21	R5396303
Strontium (Sr)-Dissolved	0.0828		0.0010	mg/L		03-MAR-21	R5396303
Sulfur (S)-Dissolved	1.25		0.50	mg/L		03-MAR-21	R5396303
Tellurium (Te)-Dissolved	<0.000005	<W	0.00020	mg/L		03-MAR-21	R5396303
Thallium (Tl)-Dissolved	0.000001	<DL	0.000010	mg/L		03-MAR-21	R5396303
Thorium (Th)-Dissolved	0.000062	<DL	0.00010	mg/L		03-MAR-21	R5396303

* Refer to Referenced Information for Qualifiers (if any) and Methodology.

ALS ENVIRONMENTAL ANALYTICAL REPORT

Sample Details/Parameters	Result	Qualifier*	D.L.	Units	Extracted	Analyzed	Batch
L2561464-5 SW29_SW_20210209 Sampled By: Client on 23-FEB-21 @ 11:35 Matrix: SW							
Dissolved Metals							
Tin (Sn)-Dissolved	0.00003	<DL	0.00010	mg/L		03-MAR-21	R5396303
Titanium (Ti)-Dissolved	0.00220		0.00030	mg/L		03-MAR-21	R5396303
Tungsten (W)-Dissolved	<0.000002	<W	0.00010	mg/L		03-MAR-21	R5396303
Uranium (U)-Dissolved	0.000116	<T	0.000010	mg/L		03-MAR-21	R5396303
Vanadium (V)-Dissolved	0.00072	<T	0.00050	mg/L		03-MAR-21	R5396303
Zinc (Zn)-Dissolved	0.0046	<T	0.0010	mg/L		03-MAR-21	R5396303
Zirconium (Zr)-Dissolved	0.000460		0.00020	mg/L		03-MAR-21	R5396303
Aggregate Organics							
Biochemical Oxygen Demand	11.5		5.0	mg/L		26-FEB-21	R5396167
COD	168		10	mg/L		03-MAR-21	R5396299
Oil and Grease, Total	1.0		1.0	mg/L	03-MAR-21	03-MAR-21	R5396256
Report Remarks : PO4 qualifier:DLHC:Detection Limit Raised: Dilution required due to high concentration of test analyte(s). PEHT:Parameter Exceeded Recommended Holding Time Prior to Analysis							

* Refer to Referenced Information for Qualifiers (if any) and Methodology.

Reference Information

QC Samples with Qualifiers & Comments:

QC Type Description	Parameter	Qualifier	Applies to Sample Number(s)
Method Blank	Chloride (Cl)	B	L2561464-1, -2, -3, -4
Method Blank	Sulfate (SO4)	B	L2561464-1, -2, -3, -4
Matrix Spike	Ammonia, Total (as N)	MS-B	L2561464-1, -2, -3, -4, -5
Matrix Spike	Total Organic Carbon	MS-B	L2561464-1, -2, -3, -4, -5

Sample Parameter Qualifier key listed:

Qualifier	Description
<DL	Recorded value = measured amount <LMDL (non-zero)
<T	A Measurable Trace Amount: Interpret With Caution
<W	No Measurable Response (Zero): < Reported Value
B	Method Blank exceeds ALS DQO. Associated sample results which are < Limit of Reporting or > 5 times blank level are considered reliable.
DLHC	Detection Limit Raised: Dilution required due to high concentration of test analyte(s).
DLM	Detection Limit Adjusted due to sample matrix effects (e.g. chemical interference, colour, turbidity).
DLUI	Detection Limit Raised: Unknown Interference generated an apparent false positive test result.
MS-B	Matrix Spike recovery could not be accurately calculated due to high analyte background in sample.
PEHT	Parameter Exceeded Recommended Holding Time Prior to Analysis
RRR	Refer to Report Remarks for issues regarding this analysis

Test Method References:

ALS Test Code	Matrix	Test Description	Method Reference**
ACY-MISA-TB	Effluent	Acidity (as CaCO3)	APHA 2310 B-POTENTIOMETRIC TITRATION

Aqueous matrices are analyzed by potentiometry. Acidity reported includes acidity caused by hydrolyzable metals present in the sample.

ALK-MISA-TB	Effluent	Alkalinity, Total (as CaCO3)	APHA 2320 B-Auto-Pot. Titration

This analysis is carried out using procedures adapted from APHA Method 2320 "Alkalinity". Total alkalinity is determined by potentiometric titration to a pH 4.5 endpoint. Bicarbonate, carbonate and hydroxide alkalinity are calculated from phenolphthalein alkalinity and total alkalinity values.

BOD-TB	Water	Biochemical Oxygen Demand (BOD)	APHA 5210 B- BIOCHEMICAL OXYGEN DEMAND

All forms of biochemical oxygen demand (BOD) are determined by diluting and incubating a sample for a specified time period, and measuring the oxygen depletion using a dissolved oxygen meter. Dissolved BOD (SOLUBLE) is determined by filtering the sample through a glass fibre filter prior to dilution. Carbonaceous BOD (CBOD) is determined by adding a nitrification inhibitor to the diluted sample prior to incubation.

CL-L-IC-N-TB	Water	Chloride in Water by IC (Low Level)	EPA 300.1 (mod)

Inorganic anions are analyzed by Ion Chromatography with conductivity and/or UV detection.

CN-FREE-MISA-CFA-WT	Effluent	Free Cyanide by Continuous Flow Analyzer	ASTM D7237-10 (modified)

This analysis is carried out using procedures adapted from ASTM Method 7237 "Free Cyanide with Flow Injection Analysis (FIA) Utilizing Gas Diffusion Separation and Amperometric Detection". Free cyanide is determined by in-line gas diffusion at pH 6 with final determination by colourimetric analysis.

CN-T-MISA-CFA-WT	Effluent	Total Cyanide by CFA	ISO 14403-2:2012 (modified)

This analysis is carried out using procedures adapted from ISO Method 14403:2002 "Determination of Total Cyanide using Flow Analysis (FIA and CFA)". Total or strong acid dissociable (SAD) cyanide is determined by in-line UV digestion along with sample distillation and final determination by colourimetric analysis.
Method Limitation: This method is susceptible to interference from thiocyanate (SCN). If SCN is present in the sample, there could be a positive interference with this method, but it would be less than 1% and could be as low as zero.

CN-WAD-MISA-CFA-WT	Effluent	Weak Acid Dissociable Cyanide by CFA	APHA 4500-CN CYANIDE (modified)

This analysis is carried out using procedures adapted from APHA Method 4500-CN I. "Weak Acid Dissociable Cyanide". Weak Acid Dissociable (WAD) cyanide is determined by in-line sample distillation with final determination by colourimetric analysis.

COD-T-WT	Water	Chemical Oxygen Demand	APHA 5220 D

This analysis is carried out using procedures adapted from APHA Method 5220 "Chemical Oxygen Demand (COD)". Chemical oxygen demand is determined using the closed reflux colourimetric method.

COLOUR-TB	Water	Colour, True	APHA 2120 C

True Colour in aqueous matrices is analyzed using colourimetric detection. This is determined by filtering a sample through a 0.45 micron membrane filter followed by analysis of the filtrate using a platinum-cobalt standard.

DO-CLIENT-TB	Water	Dissolved Oxygen, Client Supplied	Result supplied by Client

Reference Information

DOC-WT	Effluent	Dissolved Organic Carbon for MISA	APHA 5310 B-Instrumental
EC-MISA-TB	Effluent	Conductivity (EC)	APHA 2510 B-ELECTRODE

This analysis is carried out using procedures adapted from APHA Method 2510 "Conductivity". Conductivity is determined using a conductivity electrode.

ETL-NH3-UNION-CLI-WT	Water	Un-ionized ammonia	CALCULATION
F-IC-N-TB	Water	Fluoride in Water by IC	EPA 300.1 (mod)

Inorganic anions are analyzed by Ion Chromatography with conductivity and/or UV detection.

HARDNESS-CALC-WT	Water	Hardness	APHA 2340 B

Hardness (also known as Total Hardness) is calculated from the sum of Calcium and Magnesium concentrations, expressed in CaCO3 equivalents. Dissolved Calcium and Magnesium concentrations are preferentially used for the hardness calculation.

HG-DIS-WT	Effluent	Mercury (Hg)-Dissolved for MISA	SW846 7470A
HG-TOT-WT	Effluent	Mercury (Hg)-Total for MISA	SW846 7470A
MET-D-MISA-MS-WT	Effluent	Diss. Metals in Effluent by ICPMS (MISA)	EPA 200.8

The concentration of metals determined on an filtered effluent sample for the MISA regulation. The samples are analyzed directly (undigested) by ICP-MS.

MET-T-MISA-MS-WT	Effluent	Total Metals by ICPMS	EPA 200.8

The concentration of metals determined on an unfiltered effluent sample for the MISA regulation. The samples are digested in acid and analyzed by ICP-MS.

NH3-F-WT	Water	Ammonia in Water by Fluorescence	J. ENVIRON. MONIT., 2005, 7, 37-42, RSC

This analysis is carried out, on sulfuric acid preserved samples, using procedures modified from J. Environ. Monit., 2005, 7, 37 - 42, The Royal Society of Chemistry, "Flow-injection analysis with fluorescence detection for the determination of trace levels of ammonium in seawater", Roslyn J. Waston et al.

NO2-MISA-IC-TB	Effluent	Nitrite in Water by IC	EPA 300.1 (mod)

Anions in aqueous matrices are analyzed using ion chromatography with conductivity and/or UV absorbance detectors.

NO3-MISA-IC-TB	Effluent	Nitrate in Water by IC	EPA 300.1 (mod)

Anions in aqueous matrices are analyzed using ion chromatography with conductivity and/or UV absorbance detectors.

OGG-TOT-WT	Effluent	Oil and Grease, Total for MISA	APHA 5520 B-Hexane Gravimetric
PH,TEMP-CLIENT-WT	Water	pH & Temperature	Results supplied by client
PH-MISA-TB	Effluent	pH	APHA 4500-H-ELECTRODE

This analysis is carried out using procedures adapted from APHA Method 4500-H "pH Value". The pH is determined in the laboratory using a pH electrode

PO4-DO-COL-WT	Water	Diss. Orthophosphate in Water by Colour	APHA 4500-P PHOSPHORUS

This analysis is carried out using procedures adapted from APHA Method 4500-P "Phosphorus". Dissolved Orthophosphate is determined colourimetrically on a sample that has been lab or field filtered through a 0.45 micron membrane filter.

SO4-MISA-IC-TB	Effluent	Sulfate in Water by IC	EPA 300.1 (mod)

Anions in aqueous matrices are analyzed using ion chromatography with conductivity and/or UV absorbance detectors.

TDS-MISA-TB	Effluent	Total Dissolved Solids	APHA 2540 C (modified)

Aqueous matrices are analyzed using gravimetry and evaporation

TKN-WT	Effluent	Total Kjeldahl Nitrogen for MISA	APHA 4500-N
TOC-WT	Water	Total Organic Carbon	APHA 5310B

Reference Information

Sample is injected into a heated reaction chamber which is packed with an oxidative catalyst. The water is vaporized and the organic cabon is oxidized to carbon dioxide. The carbon dioxide is transported in a carrier gas and is measured by a non-dispersive infrared detector.

TSS-MISA-TB	Effluent	Total Suspended Solids	APHA 2540 D (modified)

Aqueous matrices are analyzed using gravimetry

TURBIDITY-TB	Water	Turbidity	APHA 2130 B-Nephelometer

Aqueous matrices are analyzed using nephelometry with the light scatter measured at a 90” angle.

** ALS test methods may incorporate modifications from specified reference methods to improve performance.

The last two letters of the above test code(s) indicate the laboratory that performed analytical analysis for that test. Refer to the list below:

Laboratory Definition Code	Laboratory Location
TB	ALS ENVIRONMENTAL - THUNDER BAY, ONTARIO, CANADA
WT	ALS ENVIRONMENTAL - WATERLOO, ONTARIO, CANADA

Chain of Custody Numbers:

GLOSSARY OF REPORT TERMS

Surrogates are compounds that are similar in behaviour to target analyte(s), but that do not normally occur in environmental samples. For applicable tests, surrogates are added to samples prior to analysis as a check on recovery. In reports that display the D.L. column, laboratory objectives for surrogates are listed there.
mg/kg - milligrams per kilogram based on dry weight of sample
mg/kg wwt - milligrams per kilogram based on wet weight of sample
mg/kg lwt - milligrams per kilogram based on lipid weight of sample
mg/L - unit of concentration based on volume, parts per million.
< - Less than.
D.L. - The reporting limit.
N/A - Result not available. Refer to qualifier code and definition for explanation.

Test results reported relate only to the samples as received by the laboratory.
UNLESS OTHERWISE STATED, ALL SAMPLES WERE RECEIVED IN ACCEPTABLE CONDITION.
Analytical results in unsigned test reports with the DRAFT watermark are subject to change, pending final QC review.

Quality Control Report

Workorder: L2561464 Report Date: 10-MAR-21

Client: New Gold Inc. Rainy River Project
24 Marr Rd
Barwick ON P0W 1A0
Contact: Amanda Jacobs

Test	Matrix	Reference	Result	Qualifier	Units	RPD	Limit	Analyzed
BOD-TB	**Water**							
Batch R5396167								
WG3493895-2 LCS								
Biochemical Oxygen Demand			90.9		%		85-115	26-FEB-21
WG3493895-1 MB								
Biochemical Oxygen Demand			<2.0		mg/L		2	26-FEB-21
CL-L-IC-N-TB	**Water**							
Batch R5393680								
WG3493942-3 DUP		**L2561091-1**						
Chloride (Cl)		3.55	3.21		mg/L	0.6	20	26-FEB-21
WG3493942-2 LCS								
Chloride (Cl)			99.6		%		90-110	26-FEB-21
WG3493942-1 MB								
Chloride (Cl)			0.53	B	mg/L		0.1	26-FEB-21
WG3493942-4 MS		**L2561581-3**						
Chloride (Cl)			102.9		%		75-125	26-FEB-21
Batch R5395211								
WG3494805-3 DUP		**L2561896-2**						
Chloride (Cl)		2.02	1.98		mg/L	2.2	20	01-MAR-21
WG3494805-2 LCS								
Chloride (Cl)			109.8		%		90-110	01-MAR-21
WG3494805-1 MB								
Chloride (Cl)			<0.10		mg/L		0.1	01-MAR-21
WG3494805-4 MS		**L2561896-3**						
Chloride (Cl)			104.7		%		75-125	01-MAR-21
COD-T-WT	**Water**							
Batch R5396299								
WG3496048-3 DUP		**L2562111-40**						
COD		63	58		mg/L	7.5	20	03-MAR-21
WG3496048-2 LCS								
COD			97.5		%		85-115	03-MAR-21
WG3496048-1 MB								
COD			<10		mg/L		10	03-MAR-21
WG3496048-4 MS		**L2562111-40**						
COD			89.2		%		75-125	03-MAR-21
COLOUR-TB	**Water**							

Quality Control Report

Client: New Gold Inc. Rainy River Project
24 Marr Rd
Barwick ON P0W 1A0
Contact: Amanda Jacobs

Test	Matrix	Reference	Result	Qualifier	Units	RPD	Limit	Analyzed
COLOUR-TB	**Water**							
Batch R5392878								
WG3493955-2 LCS								
Color, True			102.5		%		85-115	26-FEB-21
WG3493955-1 MB								
Color, True			<2.0		CU		2	26-FEB-21
F-IC-N-TB	**Water**							
Batch R5393680								
WG3493942-2 LCS								
Fluoride (F)			97.0		%		90-110	26-FEB-21
WG3493942-1 MB								
Fluoride (F)			<0.020		mg/L		0.02	26-FEB-21
NH3-F-WT	**Water**							
Batch R5398102								
WG3498024-3 DUP		**L2561896-3**						
Ammonia, Total (as N)		0.351	0.342		mg/L	2.7	20	08-MAR-21
WG3498024-2 LCS								
Ammonia, Total (as N)			105.9		%		85-115	08-MAR-21
WG3498024-1 MB								
Ammonia, Total (as N)			<0.010		mg/L		0.01	08-MAR-21
WG3498024-4 MS		**L2561896-3**						
Ammonia, Total (as N)			N/A	MS-B	%		-	08-MAR-21
PO4-DO-COL-WT	**Water**							
Batch R5395979								
WG3496157-3 DUP		**L2561964-1**						
Orthophosphate-Dissolved (as P)		<0.0030	<0.0030	RPD-NA	mg/L	N/A	20	03-MAR-21
WG3496157-2 LCS								
Orthophosphate-Dissolved (as P)			95.4		%		80-120	03-MAR-21
WG3496157-1 MB								
Orthophosphate-Dissolved (as P)			<0.0030		mg/L		0.003	03-MAR-21
WG3496157-4 MS		**L2561964-1**						
Orthophosphate-Dissolved (as P)			87.4		%		70-130	03-MAR-21
TOC-WT	**Water**							
Batch R5398073								
WG3498152-3 DUP		**L2561464-1**						
Total Organic Carbon		13.2	13.3		mg/L	0.7	20	07-MAR-21
WG3498152-2 LCS								
Total Organic Carbon			102.1		%		80-120	07-MAR-21
WG3498152-1 MB								

Quality Control Report

Client: New Gold Inc. Rainy River Project
24 Marr Rd
Barwick ON P0W 1A0
Contact: Amanda Jacobs

Test	Matrix	Reference	Result	Qualifier	Units	RPD	Limit	Analyzed
TOC-WT	**Water**							
Batch R5398073								
WG3498152-1 MB								
Total Organic Carbon			<0.50		mg/L		0.5	07-MAR-21
WG3498152-4 MS		**L2561464-1**						
Total Organic Carbon			N/A	MS-B	%		-	07-MAR-21
TURBIDITY-TB	**Water**							
Batch R5392806								
WG3493898-3 DUP		**L2561464-4**						
Turbidity		4.97	4.92		NTU	1.0	15	26-FEB-21
WG3493898-2 LCS								
Turbidity			105.0		%		85-115	26-FEB-21
WG3493898-1 MB								
Turbidity			<0.10		NTU		0.1	26-FEB-21
ACY-MISA-TB	**Effluent**							
Batch R5394042								
WG3493935-2 LCS								
Acidity (as CaCO3)			96.0		%		85-115	27-FEB-21
WG3493935-1 MB								
Acidity (as CaCO3)			1.6		mg/L		4	27-FEB-21
ALK-MISA-TB	**Effluent**							
Batch R5392542								
WG3493930-3 DUP		**L2561464-1**						
Alkalinity, Total (as CaCO3)		593	593		mg/L	0.0	20	26-FEB-21
Alkalinity, Phenolphthalein		<0.2	<0.2	RPD-NA	mg/L	N/A	25	26-FEB-21
WG3493930-2 LCS								
Alkalinity, Total (as CaCO3)			104.1		%		85-115	26-FEB-21
WG3493930-1 MB								
Alkalinity, Total (as CaCO3)			<0.2		mg/L		2	26-FEB-21
Alkalinity, Phenolphthalein			<0.2		mg/L		2	26-FEB-21
CN-FREE-MISA-CFA-WT	**Effluent**							
Batch R5395770								
WG3495647-3 DUP		**L2561464-3**						
Cyanide, Free		0.0005	0.0009	RPD-NA	mg/L	N/A	20	02-MAR-21
WG3495647-2 LCS								
Cyanide, Free			103.5		%		80-120	02-MAR-21
WG3495647-1 MB								
Cyanide, Free			<0.0001		mg/L		0.002	02-MAR-21
WG3495647-4 MS		**L2561464-3**						

Quality Control Report

Workorder: L2561464 Report Date: 10-MAR-21

Client: New Gold Inc. Rainy River Project
24 Marr Rd
Barwick ON P0W 1A0

Contact: Amanda Jacobs

Test	Matrix	Reference	Result	Qualifier	Units	RPD	Limit	Analyzed
CN-FREE-MISA-CFA-WT	**Effluent**							
Batch **R5395770**								
WG3495647-4 **MS**		**L2561464-3**						
Cyanide, Free			103.2		%		75-125	02-MAR-21
CN-T-MISA-CFA-WT	**Effluent**							
Batch **R5395770**								
WG3495647-3 **DUP**		**L2561464-3**						
Cyanide, Total		0.0004	<0.0002	RPD-NA	mg/L	N/A	20	02-MAR-21
WG3495647-2 **LCS**								
Cyanide, Total			91.9		%		80-120	02-MAR-21
WG3495647-1 **MB**								
Cyanide, Total			<0.0002		mg/L		0.002	02-MAR-21
WG3495647-4 **MS**		**L2561464-3**						
Cyanide, Total			90.9		%		75-125	02-MAR-21
CN-WAD-MISA-CFA-WT	**Effluent**							
Batch **R5395770**								
WG3495647-3 **DUP**		**L2561464-3**						
Cyanide, Weak Acid Diss		<0.0001	<0.0001	RPD-NA	mg/L	N/A	20	02-MAR-21
WG3495647-2 **LCS**								
Cyanide, Weak Acid Diss			110.5		%		80-120	02-MAR-21
WG3495647-1 **MB**								
Cyanide, Weak Acid Diss			0.0002		mg/L		0.002	02-MAR-21
WG3495647-4 **MS**		**L2561464-3**						
Cyanide, Weak Acid Diss			104.8		%		75-125	02-MAR-21
DOC-WT	**Effluent**							
Batch **R5396304**								
WG3495897-3 **DUP**		**WG3495897-5**						
Dissolved Organic Carbon		15.1	15.4		mg/L	1.9	25	03-MAR-21
WG3495897-2 **LCS**								
Dissolved Organic Carbon			107.4		%		70-130	03-MAR-21
WG3495897-1 **MB**								
Dissolved Organic Carbon			<0.50		mg/L		0.5	03-MAR-21
EC-MISA-TB	**Effluent**							
Batch **R5392542**								
WG3493930-3 **DUP**		**L2561464-1**						
Conductivity (EC)		1090	1090		uS/cm	0.1	10	26-FEB-21
WG3493930-2 **LCS**								
Conductivity (EC)			101.8		%		90-110	26-FEB-21

Quality Control Report

Client: New Gold Inc. Rainy River Project
24 Marr Rd
Barwick ON P0W 1A0
Contact: Amanda Jacobs

Test	Matrix	Reference	Result	Qualifier	Units	RPD	Limit	Analyzed
EC-MISA-TB	**Effluent**							
Batch R5392542								
WG3493930-1 MB								
Conductivity (EC)			1.2		uS/cm		2	26-FEB-21
HG-DIS-WT	**Effluent**							
Batch R5396606								
WG3496730-3 DUP		**L2561464-1**						
Mercury (Hg)-Dissolved		<0.000005	<0.000005	RPD-NA	mg/L	N/A	20	04-MAR-21
WG3496730-2 LCS								
Mercury (Hg)-Dissolved			94.8		%		80-120	04-MAR-21
WG3496730-1 MB								
Mercury (Hg)-Dissolved			<0.000005		mg/L		0.00003	04-MAR-21
WG3496730-4 MS		**L2561464-2**						
Mercury (Hg)-Dissolved			92.7		%		70-130	04-MAR-21
HG-TOT-WT	**Effluent**							
Batch R5396605								
WG3496732-3 DUP		**L2561464-1**						
Mercury (Hg)-Total		<0.000005	<0.000005	RPD-NA	mg/L	N/A	20	04-MAR-21
WG3496732-2 LCS								
Mercury (Hg)-Total			94.2		%		80-120	04-MAR-21
WG3496732-1 MB								
Mercury (Hg)-Total			<0.000005		mg/L		0.00003	04-MAR-21
WG3496732-4 MS		**L2561464-2**						
Mercury (Hg)-Total			91.4		%		70-130	04-MAR-21
MET-D-MISA-MS-WT	**Effluent**							
Batch R5396303								
WG3495865-4 DUP		**WG3495865-3**						
Aluminum (Al)-Dissolved		0.0008	0.0008	RPD-NA	mg/L	N/A	20	03-MAR-21
Antimony (Sb)-Dissolved		0.000110	0.000105		mg/L	4.3	20	03-MAR-21
Arsenic (As)-Dissolved		0.00117	0.00111		mg/L	4.8	20	03-MAR-21
Barium (Ba)-Dissolved		0.0820	0.0818		mg/L	0.2	20	03-MAR-21
Beryllium (Be)-Dissolved		0.000002	<0.000002	RPD-NA	mg/L	N/A	20	03-MAR-21
Bismuth (Bi)-Dissolved		<0.000005	<0.000005	RPD-NA	mg/L	N/A	20	03-MAR-21
Boron (B)-Dissolved		0.070	0.072		mg/L	1.2	20	03-MAR-21
Cadmium (Cd)-Dissolved		0.0000008	0.0000008	RPD-NA	mg/L	N/A	20	03-MAR-21
Calcium (Ca)-Dissolved		145	143		mg/L	1.6	20	03-MAR-21
Cesium (Cs)-Dissolved		0.0000046	0.0000034	RPD-NA	mg/L	N/A	25	03-MAR-21

Quality Control Report

Client: New Gold Inc. Rainy River Project
24 Marr Rd
Barwick ON P0W 1A0
Contact: Amanda Jacobs

Test	Matrix	Reference	Result	Qualifier	Units	RPD	Limit	Analyzed
MET-D-MISA-MS-WT	**Effluent**							
Batch R5396303								
WG3495865-4 DUP		**WG3495865-3**						
Chromium (Cr)-Dissolved		0.00006	0.00006	RPD-NA	mg/L	N/A	20	03-MAR-21
Cobalt (Co)-Dissolved		0.00112	0.00112		mg/L	0.5	20	03-MAR-21
Copper (Cu)-Dissolved		0.00040	0.00045		mg/L	6.4	20	03-MAR-21
Iron (Fe)-Dissolved		0.021	0.021		mg/L	1.4	20	03-MAR-21
Lead (Pb)-Dissolved		<0.00002	<0.00002	RPD-NA	mg/L	N/A	20	03-MAR-21
Lithium (Li)-Dissolved		0.0438	0.0422		mg/L	3.7	20	03-MAR-21
Magnesium (Mg)-Dissolved		71.7	70.6		mg/L	1.5	20	03-MAR-21
Manganese (Mn)-Dissolved		2.75	2.82		mg/L	2.5	20	03-MAR-21
Molybdenum (Mo)-Dissolved		0.00192	0.00190		mg/L	1.4	20	03-MAR-21
Nickel (Ni)-Dissolved		0.00182	0.00178		mg/L	2.5	20	03-MAR-21
Phosphorus (P)-Dissolved		0.016	0.014	RPD-NA	mg/L	N/A	25	03-MAR-21
Potassium (K)-Dissolved		3.97	3.87		mg/L	2.6	20	03-MAR-21
Rubidium (Rb)-Dissolved		0.00184	0.00184		mg/L	0.3	25	03-MAR-21
Selenium (Se)-Dissolved		0.000166	0.000162		mg/L	2.6	20	03-MAR-21
Silicon (Si)-Dissolved		11.4	11.2		mg/L	2.3	25	03-MAR-21
Silver (Ag)-Dissolved		<0.0000005	0.0000015	RPD-NA	mg/L	N/A	20	03-MAR-21
Sodium (Na)-Dissolved		17.0	16.8		mg/L	0.9	20	03-MAR-21
Strontium (Sr)-Dissolved		0.455	0.448		mg/L	1.5	20	03-MAR-21
Sulfur (S)-Dissolved		15.1	15.1		mg/L	0.1	25	03-MAR-21
Tellurium (Te)-Dissolved		0.000020	0.000030	RPD-NA	mg/L	N/A	25	03-MAR-21
Thallium (Tl)-Dissolved		0.000002	0.000002	RPD-NA	mg/L	N/A	20	03-MAR-21
Thorium (Th)-Dissolved		0.000002	0.000002	RPD-NA	mg/L	N/A	25	03-MAR-21
Tin (Sn)-Dissolved		<0.00001	<0.00001	RPD-NA	mg/L	N/A	20	03-MAR-21
Titanium (Ti)-Dissolved		0.00012	0.00012	RPD-NA	mg/L	N/A	20	03-MAR-21
Tungsten (W)-Dissolved		<0.000002	<0.000002	RPD-NA	mg/L	N/A	20	03-MAR-21
Uranium (U)-Dissolved		0.00453	0.00452		mg/L	0.2	20	03-MAR-21
Vanadium (V)-Dissolved		0.00024	0.00022	RPD-NA	mg/L	N/A	20	03-MAR-21
Zinc (Zn)-Dissolved		0.0092	0.0090		mg/L	3.2	20	03-MAR-21
Zirconium (Zr)-Dissolved		0.000328	0.000320		mg/L	2.2	20	03-MAR-21
WG3495865-1 MB								
Aluminum (Al)-Dissolved			0.0006		mg/L		0.005	03-MAR-21
Antimony (Sb)-Dissolved			<0.000005		mg/L		0.0001	03-MAR-21
Arsenic (As)-Dissolved			<0.000005		mg/L		0.0001	03-MAR-21

Quality Control Report

Client: New Gold Inc. Rainy River Project
24 Marr Rd
Barwick ON P0W 1A0
Contact: Amanda Jacobs

Test	Matrix	Reference	Result	Qualifier	Units	RPD	Limit	Analyzed
MET-D-MISA-MS-WT	**Effluent**							
Batch R5396303								
WG3495865-1 MB								
Barium (Ba)-Dissolved			<0.00002		mg/L		0.0001	03-MAR-21
Beryllium (Be)-Dissolved			<0.000002		mg/L		0.0001	03-MAR-21
Bismuth (Bi)-Dissolved			<0.000005		mg/L		0.00005	03-MAR-21
Boron (B)-Dissolved			<0.002		mg/L		0.01	03-MAR-21
Cadmium (Cd)-Dissolved			<0.0000002		mg/L		0.000005	03-MAR-21
Calcium (Ca)-Dissolved			<0.005		mg/L		0.05	03-MAR-21
Cesium (Cs)-Dissolved			<0.0000002		mg/L		0.00001	03-MAR-21
Chromium (Cr)-Dissolved			<0.00002		mg/L		0.0005	03-MAR-21
Cobalt (Co)-Dissolved			<0.000002		mg/L		0.0001	03-MAR-21
Copper (Cu)-Dissolved			<0.00005		mg/L		0.0002	03-MAR-21
Iron (Fe)-Dissolved			<0.001		mg/L		0.01	03-MAR-21
Lead (Pb)-Dissolved			<0.00002		mg/L		0.00005	03-MAR-21
Lithium (Li)-Dissolved			<0.0002		mg/L		0.001	03-MAR-21
Magnesium (Mg)-Dissolved			0.0005		mg/L		0.005	03-MAR-21
Manganese (Mn)-Dissolved			<0.00002		mg/L		0.0005	03-MAR-21
Molybdenum (Mo)-Dissolved			<0.000005		mg/L		0.00005	03-MAR-21
Nickel (Ni)-Dissolved			<0.00002		mg/L		0.0005	03-MAR-21
Phosphorus (P)-Dissolved			<0.002		mg/L		0.05	03-MAR-21
Potassium (K)-Dissolved			0.002		mg/L		0.05	03-MAR-21
Rubidium (Rb)-Dissolved			<0.000002		mg/L		0.0002	03-MAR-21
Selenium (Se)-Dissolved			<0.000002		mg/L		0.00005	03-MAR-21
Silicon (Si)-Dissolved			<0.002		mg/L		0.05	03-MAR-21
Silver (Ag)-Dissolved			<0.0000005		mg/L		0.00005	03-MAR-21
Sodium (Na)-Dissolved			<0.005		mg/L		0.05	03-MAR-21
Strontium (Sr)-Dissolved			0.00005		mg/L		0.001	03-MAR-21
Sulfur (S)-Dissolved			<0.05		mg/L		0.5	03-MAR-21
Tellurium (Te)-Dissolved			<0.000005		mg/L		0.0002	03-MAR-21
Thallium (Tl)-Dissolved			<0.000001		mg/L		0.00001	03-MAR-21
Thorium (Th)-Dissolved			<0.000002		mg/L		0.0001	03-MAR-21
Tin (Sn)-Dissolved			<0.00001		mg/L		0.0001	03-MAR-21
Titanium (Ti)-Dissolved			<0.00002		mg/L		0.0003	03-MAR-21
Tungsten (W)-Dissolved			<0.000002		mg/L		0.0001	03-MAR-21
Uranium (U)-Dissolved			<0.0000005		mg/L		0.00001	03-MAR-21

Quality Control Report

Client: New Gold Inc. Rainy River Project
24 Marr Rd
Barwick ON P0W 1A0
Contact: Amanda Jacobs

Test	Matrix	Reference	Result	Qualifier	Units	RPD	Limit	Analyzed
MET-D-MISA-MS-WT	**Effluent**							
Batch R5396303								
WG3495865-1 MB								
Vanadium (V)-Dissolved			<0.00002		mg/L		0.0005	03-MAR-21
Zinc (Zn)-Dissolved			<0.0002		mg/L		0.001	03-MAR-21
Zirconium (Zr)-Dissolved			<0.000004		mg/L		0.0002	03-MAR-21
MET-T-MISA-MS-WT	**Effluent**							
Batch R5396018								
WG3495947-4 DUP		**WG3495947-3**						
Aluminum (Al)-Total		0.0136	0.0134		mg/L	2.0	25	03-MAR-21
Antimony (Sb)-Total		0.000025	0.000025	RPD-NA	mg/L	N/A	25	03-MAR-21
Arsenic (As)-Total		0.000480	0.000460		mg/L	4.0	25	03-MAR-21
Barium (Ba)-Total		0.0115	0.0115		mg/L	0.2	25	03-MAR-21
Beryllium (Be)-Total		0.000004	0.000004	RPD-NA	mg/L	N/A	25	03-MAR-21
Bismuth (Bi)-Total		0.000040	0.000020	RPD-NA	mg/L	N/A	25	03-MAR-21
Boron (B)-Total		0.004	0.004	RPD-NA	mg/L	N/A	25	03-MAR-21
Cadmium (Cd)-Total		0.0000026	0.0000040	RPD-NA	mg/L	N/A	25	03-MAR-21
Calcium (Ca)-Total		17.3	17.1		mg/L	1.3	25	03-MAR-21
Cesium (Cs)-Total		0.0000728	0.0000700		mg/L	3.9	25	03-MAR-21
Chromium (Cr)-Total		0.00018	0.00018	RPD-NA	mg/L	N/A	25	03-MAR-21
Cobalt (Co)-Total		0.000024	0.000024	RPD-NA	mg/L	N/A	25	03-MAR-21
Copper (Cu)-Total		0.00170	0.00120	J	mg/L	0.00052	0.001	03-MAR-21
Iron (Fe)-Total		0.114	0.115		mg/L	0.5	25	03-MAR-21
Lead (Pb)-Total		0.00010	0.00010		mg/L	1.5	25	03-MAR-21
Lithium (Li)-Total		0.0006	0.0006	RPD-NA	mg/L	N/A	25	03-MAR-21
Magnesium (Mg)-Total		2.31	2.33		mg/L	1.1	25	03-MAR-21
Manganese (Mn)-Total		0.0473	0.0469		mg/L	0.9	25	03-MAR-21
Molybdenum (Mo)-Total		0.000130	0.000120		mg/L	8.1	25	03-MAR-21
Nickel (Ni)-Total		0.00012	0.00016	RPD-NA	mg/L	N/A	25	03-MAR-21
Phosphorus (P)-Total		<0.002	0.004	RPD-NA	mg/L	N/A	25	03-MAR-21
Potassium (K)-Total		0.996	0.988		mg/L	0.8	25	03-MAR-21
Rubidium (Rb)-Total		0.00296	0.00285		mg/L	3.7	25	03-MAR-21
Selenium (Se)-Total		0.000058	0.000058		mg/L	0.9	25	03-MAR-21
Silicon (Si)-Total		2.58	2.52		mg/L	2.2	25	03-MAR-21
Silver (Ag)-Total		0.0000005	<0.0000005	RPD-NA	mg/L	N/A	25	03-MAR-21
Sodium (Na)-Total		1.48	1.54		mg/L	4.2	25	03-MAR-21

Quality Control Report

Client: New Gold Inc. Rainy River Project
24 Marr Rd
Barwick ON P0W 1A0
Contact: Amanda Jacobs

Test	Matrix	Reference	Result	Qualifier	Units	RPD	Limit	Analyzed
MET-T-MISA-MS-WT	**Effluent**							
Batch R5396018								
WG3495947-4 DUP		**WG3495947-3**						
Strontium (Sr)-Total		0.163	0.156		mg/L	4.6	25	03-MAR-21
Sulfur (S)-Total		1.40	1.35		mg/L	4.2	25	03-MAR-21
Tellurium (Te)-Total		0.000015	0.000015	RPD-NA	mg/L	N/A	25	03-MAR-21
Thallium (Tl)-Total		0.000004	0.000003	RPD-NA	mg/L	N/A	25	03-MAR-21
Thorium (Th)-Total		0.000014	0.000012	RPD-NA	mg/L	N/A	25	03-MAR-21
Tin (Sn)-Total		0.00002	0.00002	RPD-NA	mg/L	N/A	25	03-MAR-21
Titanium (Ti)-Total		0.00024	0.00020	RPD-NA	mg/L	N/A	25	03-MAR-21
Tungsten (W)-Total		0.000006	0.000008	RPD-NA	mg/L	N/A	25	03-MAR-21
Uranium (U)-Total		0.0000850	0.0000920		mg/L	8.1	25	03-MAR-21
Vanadium (V)-Total		0.00010	0.00012	RPD-NA	mg/L	N/A	25	03-MAR-21
Zinc (Zn)-Total		0.0014	0.0012	RPD-NA	mg/L	N/A	25	03-MAR-21
Zirconium (Zr)-Total		0.000032	0.000032	RPD-NA	mg/L	N/A	25	03-MAR-21
WG3495947-1 MB								
Aluminum (Al)-Total			0.0008		mg/L		0.005	03-MAR-21
Antimony (Sb)-Total			0.000005		mg/L		0.0001	03-MAR-21
Arsenic (As)-Total			0.000010		mg/L		0.0001	03-MAR-21
Barium (Ba)-Total			<0.00002		mg/L		0.0001	03-MAR-21
Beryllium (Be)-Total			<0.000002		mg/L		0.0001	03-MAR-21
Bismuth (Bi)-Total			<0.000005		mg/L		0.00005	03-MAR-21
Boron (B)-Total			<0.002		mg/L		0.01	03-MAR-21
Cadmium (Cd)-Total			<0.0000002		mg/L		0.000005	03-MAR-21
Calcium (Ca)-Total			<0.005		mg/L		0.05	03-MAR-21
Cesium (Cs)-Total			0.0000002		mg/L		0.00001	03-MAR-21
Chromium (Cr)-Total			0.00002		mg/L		0.0005	03-MAR-21
Cobalt (Co)-Total			<0.000002		mg/L		0.0001	03-MAR-21
Copper (Cu)-Total			<0.00005		mg/L		0.0005	03-MAR-21
Iron (Fe)-Total			<0.001		mg/L		0.01	03-MAR-21
Lead (Pb)-Total			<0.00002		mg/L		0.00005	03-MAR-21
Lithium (Li)-Total			<0.0002		mg/L		0.001	03-MAR-21
Magnesium (Mg)-Total			<0.0005		mg/L		0.005	03-MAR-21
Manganese (Mn)-Total			<0.00002		mg/L		0.0005	03-MAR-21
Molybdenum (Mo)-Total			<0.000005		mg/L		0.00005	03-MAR-21
Nickel (Ni)-Total			<0.00002		mg/L		0.0005	03-MAR-21

Quality Control Report

Client: New Gold Inc. Rainy River Project
24 Marr Rd
Barwick ON P0W 1A0
Contact: Amanda Jacobs

Test	Matrix	Reference	Result	Qualifier	Units	RPD	Limit	Analyzed
MET-T-MISA-MS-WT	**Effluent**							
Batch R5396018								
WG3495947-1 MB								
Phosphorus (P)-Total			0.006		mg/L		0.05	03-MAR-21
Potassium (K)-Total			0.004		mg/L		0.05	03-MAR-21
Rubidium (Rb)-Total			<0.000002		mg/L		0.0002	03-MAR-21
Selenium (Se)-Total			<0.000002		mg/L		0.00005	03-MAR-21
Silicon (Si)-Total			0.022		mg/L		0.1	03-MAR-21
Silver (Ag)-Total			<0.0000005		mg/L		0.00005	03-MAR-21
Sodium (Na)-Total			0.010		mg/L		0.05	03-MAR-21
Strontium (Sr)-Total			0.00002		mg/L		0.001	03-MAR-21
Sulfur (S)-Total			<0.05		mg/L		0.5	03-MAR-21
Tellurium (Te)-Total			<0.000005		mg/L		0.0002	03-MAR-21
Thallium (Tl)-Total			<0.000001		mg/L		0.00001	03-MAR-21
Thorium (Th)-Total			<0.000002		mg/L		0.0001	03-MAR-21
Tin (Sn)-Total			<0.00001		mg/L		0.0001	03-MAR-21
Titanium (Ti)-Total			0.00002		mg/L		0.0003	03-MAR-21
Tungsten (W)-Total			<0.000002		mg/L		0.0001	03-MAR-21
Uranium (U)-Total			<0.0000005		mg/L		0.00001	03-MAR-21
Vanadium (V)-Total			0.00008		mg/L		0.0005	03-MAR-21
Zinc (Zn)-Total			<0.0002		mg/L		0.003	03-MAR-21
Zirconium (Zr)-Total			<0.000004		mg/L		0.0002	03-MAR-21
NO2-MISA-IC-TB	**Effluent**							
Batch R5393680								
WG3493942-2 LCS								
Nitrite (as N)			104.0		%		90-110	26-FEB-21
WG3493942-1 MB								
Nitrite (as N)			0.003		mg/L		0.01	26-FEB-21
NO3-MISA-IC-TB	**Effluent**							
Batch R5393680								
WG3493942-2 LCS								
Nitrate (as N)			100.4		%		90-110	26-FEB-21
WG3493942-1 MB								
Nitrate (as N)			0.016		mg/L		0.02	26-FEB-21
OGG-TOT-WT	**Effluent**							

Quality Control Report

Client: New Gold Inc. Rainy River Project
24 Marr Rd
Barwick ON P0W 1A0
Contact: Amanda Jacobs

Test	Matrix	Reference	Result	Qualifier	Units	RPD	Limit	Analyzed
OGG-TOT-WT	**Effluent**							
Batch R5396256								
WG3496381-2 LCS								
Oil and Grease, Total			98.2		%		50-150	03-MAR-21
WG3496381-1 MB								
Oil and Grease, Total			0.4		mg/L		1	03-MAR-21
PH-MISA-TB	**Effluent**							
Batch R5392542								
WG3493930-3 DUP		**L2561464-1**						
pH		7.48	7.67	J	pH	0.19	0.2	26-FEB-21
WG3493930-2 LCS								
pH			6.91		pH		6.9-7.1	26-FEB-21
SO4-MISA-IC-TB	**Effluent**							
Batch R5393680								
WG3493942-2 LCS								
Sulfate (SO4)			101.6		%		90-110	26-FEB-21
WG3493942-1 MB								
Sulfate (SO4)			0.75	B	mg/L		0.3	26-FEB-21
Batch R5395211								
WG3494805-2 LCS								
Sulfate (SO4)			110.0		%		90-110	01-MAR-21
WG3494805-1 MB								
Sulfate (SO4)			<0.05		mg/L		0.3	01-MAR-21
TDS-MISA-TB	**Effluent**							
Batch R5394242								
WG3494324-2 LCS								
Total Dissolved Solids			94.6		%		85-115	27-FEB-21
WG3494324-1 MB								
Total Dissolved Solids			10		mg/L		10	27-FEB-21
TKN-WT	**Effluent**							
Batch R5398090								
WG3497999-3 DUP		**WG3497999-5**						
Total Kjeldahl Nitrogen		1.00	0.95		mg/L	7.2	20	08-MAR-21
WG3498056-3 DUP		**WG3498056-5**						
Total Kjeldahl Nitrogen		1.15	1.10		mg/L	2.7	20	08-MAR-21
WG3497999-2 LCS								
Total Kjeldahl Nitrogen			100.8		%		75-125	09-MAR-21
WG3498056-2 LCS								
Total Kjeldahl Nitrogen			103.5		%		75-125	08-MAR-21

Quality Control Report

Client: New Gold Inc. Rainy River Project
24 Marr Rd
Barwick ON P0W 1A0
Contact: Amanda Jacobs

Test	Matrix	Reference	Result	Qualifier	Units	RPD	Limit	Analyzed
TKN-WT	**Effluent**							
Batch R5398090								
WG3497999-1 MB								
Total Kjeldahl Nitrogen			<0.05		mg/L		0.18	08-MAR-21
WG3498056-1 MB								
Total Kjeldahl Nitrogen			<0.05		mg/L		0.18	08-MAR-21
WG3497999-4 MS		**WG3497999-5**						
Total Kjeldahl Nitrogen			104.4		%		70-130	08-MAR-21
WG3498056-4 MS		**WG3498056-5**						
Total Kjeldahl Nitrogen			103.8		%		70-130	08-MAR-21
TSS-MISA-TB	**Effluent**							
Batch R5394599								
WG3494327-2 LCS								
Total Suspended Solids			86.5		%		85-115	27-FEB-21
WG3494327-1 MB								
Total Suspended Solids			<0.5		mg/L		3	27-FEB-21

Quality Control Report

Workorder: L2561464 Report Date: 10-MAR-21

Client: New Gold Inc. Rainy River Project
24 Marr Rd
Barwick ON P0W 1A0
Contact: Amanda Jacobs

Legend:

Limit	ALS Control Limit (Data Quality Objectives)
DUP	Duplicate
RPD	Relative Percent Difference
N/A	Not Available
LCS	Laboratory Control Sample
SRM	Standard Reference Material
MS	Matrix Spike
MSD	Matrix Spike Duplicate
ADE	Average Desorption Efficiency
MB	Method Blank
IRM	Internal Reference Material
CRM	Certified Reference Material
CCV	Continuing Calibration Verification
CVS	Calibration Verification Standard
LCSD	Laboratory Control Sample Duplicate

Sample Parameter Qualifier Definitions:

Qualifier	Description
<DL	Recorded value = measured amount <LMDL (non-zero)
<T	A Measurable Trace Amount: Interpret With Caution
<W	No Measurable Response (Zero): < Reported Value
B	Method Blank exceeds ALS DQO. Associated sample results which are < Limit of Reporting or > 5 times blank level are considered reliable.
J	Duplicate results and limits are expressed in terms of absolute difference.
MS-B	Matrix Spike recovery could not be accurately calculated due to high analyte background in sample.
RPD-NA	Relative Percent Difference Not Available due to result(s) being less than detection limit.

Quality Control Report

Workorder: L2561464 Report Date: 10-MAR-21

Client: New Gold Inc. Rainy River Project
24 Marr Rd
Barwick ON P0W 1A0
Contact: Amanda Jacobs

Hold Time Exceedances:

ALS Product Description	Sample ID	Sampling Date	Date Processed	Rec. HT	Actual HT	Units	Qualifier
Leachable Anions & Nutrients							
Diss. Orthophosphate in Water by Colour							
	1	23-FEB-21 12:00	03-MAR-21 12:00	7	8	days	EHT
	2	23-FEB-21 15:30	03-MAR-21 12:00	7	8	days	EHT
	3	23-FEB-21 09:15	03-MAR-21 12:00	7	8	days	EHT
	4	23-FEB-21 09:30	03-MAR-21 12:00	7	8	days	EHT
	5	23-FEB-21 11:35	03-MAR-21 12:00	7	8	days	EHT

Legend & Qualifier Definitions:

EHTR-FM: Exceeded ALS recommended hold time prior to sample receipt. Field Measurement recommended.
EHTR: Exceeded ALS recommended hold time prior to sample receipt.
EHTL: Exceeded ALS recommended hold time prior to analysis. Sample was received less than 24 hours prior to expiry.
EHT: Exceeded ALS recommended hold time prior to analysis.
Rec. HT: ALS recommended hold time (see units).

Notes*:
Where actual sampling date is not provided to ALS, the date (& time) of receipt is used for calculation purposes.
Where actual sampling time is not provided to ALS, the earlier of 12 noon on the sampling date or the time (& date) of receipt is used for calculation purposes. Samples for L2561464 were received on 26-FEB-21 09:14.

ALS recommended hold times may vary by province. They are assigned to meet known provincial and/or federal government requirements. In the absence of regulatory hold times, ALS establishes recommendations based on guidelines published by the US EPA, APHA Standard Methods, or Environment Canada (where available). For more information, please contact ALS.

The ALS Quality Control Report is provided to ALS clients upon request. ALS includes comprehensive QC checks with every analysis to ensure our high standards of quality are met. Each QC result has a known or expected target value, which is compared against pre-determined data quality objectives to provide confidence in the accuracy of associated test results.

Please note that this report may contain QC results from anonymous Sample Duplicates and Matrix Spikes that do not originate from this Work Order.

L2561464-COFC

CHAIN OF CUSTODY RECORD - ALS-442524048

L2561464

Project Name: Rainy River
Location: Chapple
Project Number:
Project Manager:
PO Number:
Project: Surface Water
Turn Around Time (days): 10 Business Days
Shipping Company:
Shipping Date: 2/25/2021 9:43:00 AM
COC Number: ALS-442524048

Containers / Filtered / Preservatives

	Sample Code	Field DO	Field pH	Field Temp	Date and Time	Matrix	NG-SW-P-TB	SW Kit	N	Number of Containers	Comments
-1	SW06_SW_20210209				02/23/2021 12:00	SW	X			11	
-2	SW21A_SW_20210209		6.96	1.8	02/23/2021 15:30	SW	X			11	
-3	SW25_SW_20210209	4.21	7.3	5.11	02/23/2021 09:15	SW	X			11	
-4	SW26_SW_20210209		6.93	2.24	02/23/2021 09:30	SW	X			11	
-5	SW29_SW_20210209		6.38	1.82	02/24/2021 11:35	SW	X			11	

	Signature	Data/Time
Shipped by	Amanda Jarvis	2/25/2021 9:43:00 AM
Received by	temp: 5.3 2021 02 26 9:14 AM	

Shipping Details
Method of Shipment: Courier
On Ice: yes / no
Shipped: Air/Ground
Lab Name: ALS Thunder Bay
Lab Phone:

ATTN

Special Instructions:

Email Invoice to:
<rainyriver.accounts1@newgold.com>
Email Report to:
rainyriver.labresults@newgold.com>

ALS Environmental

CHAIN OF CUSTODY RECORD - ALS-442524048

L2561464-COFC

Drinking Water (DW) Samples (client use)
Are samples taken from a Regulated DW System? Yes **X** No
Are samples for human consumption / use? Yes **X** No
Samples from a Regulated DW System require an Authorized DW COC form

Sample Receipt Details (ALS use only)							
Cooling Method: ☐ None ☐ Ice ☐ Ice Packs ☐ Frozen ☐ Cooling Initiated							
Submission Comments identified on Sample Receipt Notification: ☐ Yes ☐ No							
Cooler Custody Seals Intact: ☐ Yes ☐ NA Sample Custody Seals Intact: ☐ Yes ☐ NA							
Initial Cooler Temperatures °C				Final Cooler Temperatures °C			

Signature	Data/Time	Shipping Details	ATTN	Special Instructions:
Shipped by	2/25/2021 9:43:00 AM	**Method of Shipment:** Courier **On Ice:** yes / no **Shipped:** Air/Ground **Lab Name:** ALS Thunder Bay **Lab Phone:**		**Email Invoice to:** <rainyriver.accounts1@newgold.com> **Email Report to:** rainyriver.labresults@newgold.com>
Received by				

New Gold Inc. Rainy River Project
ATTN: Garnet Cornell
24 Marr Rd
Barwick ON P0W 1A0

Date Received: 27-MAR-21
Report Date: 07-MAY-21 13:27 (MT)
Version: FINAL

Client Phone: 807-234-8200

Certificate of Analysis

Lab Work Order #: L2571073

Project P.O. #: 4500038941
Job Reference: SURFACE WATER
C of C Numbers:
Legal Site Desc:

Christine Paradis
Project Manager

[This report shall not be reproduced except in full without the written authority of the Laboratory.]

ALS ENVIRONMENTAL ANALYTICAL REPORT

Sample Details/Parameters	Result	Qualifier*	D.L.	Units	Extracted	Analyzed	Batch
L2571073-1 FB SW 20210309 Sampled By: Client on 24-MAR-21 @ 12:00 Matrix: SW							
Physical Tests							
Color, True	<2.0		2.0	CU		27-MAR-21	R5416191
Conductivity (EC)	0.4	<DL	1.0	uS/cm		27-MAR-21	R5416399
Hardness (as CaCO3)	<0.50		0.50	mg/L		01-APR-21	
pH	5.64		0.10	pH		27-MAR-21	R5416399
Total Suspended Solids	<0.5	<W	3.0	mg/L		29-MAR-21	R5417226
Total Dissolved Solids	<2	<W	10	mg/L		29-MAR-21	R5417265
Turbidity	0.15		0.10	NTU		27-MAR-21	R5416177
Anions and Nutrients							
Acidity (as CaCO3)	<0.2	<W	2.0	mg/L		29-MAR-21	R5416967
Alkalinity, Total (as CaCO3)	0.2	<DL	2.0	mg/L		27-MAR-21	R5416399
Ammonia, Total (as N)	0.002	<DL	0.020	mg/L		01-APR-21	R5418358
Chloride (Cl)	<0.10		0.10	mg/L	29-MAR-21	29-MAR-21	R5416958
Fluoride (F)	0.050		0.020	mg/L	29-MAR-21	29-MAR-21	R5416958
Nitrate (as N)	<0.002	<W	0.020	mg/L		29-MAR-21	R5416958
Nitrite (as N)	<0.001	<W	0.010	mg/L		29-MAR-21	R5416958
Total Kjeldahl Nitrogen	<0.05	<W	0.18	mg/L	01-APR-21	01-APR-21	R5418626
Orthophosphate-Dissolved (as P)	<0.0030		0.0030	mg/L		31-MAR-21	R5417726
Sulfate (SO4)	<0.05	<W	0.30	mg/L		29-MAR-21	R5416958
Cyanides							
Cyanide, Weak Acid Diss	0.0001	<DL	0.0020	mg/L		30-MAR-21	R5417806
Cyanide, Total	<0.0002	<W	0.0020	mg/L		30-MAR-21	R5417806
Cyanide, Free	<0.0001	<W	0.0020	mg/L		30-MAR-21	R5417806
Organic / Inorganic Carbon							
Dissolved Organic Carbon	<0.50		0.50	mg/L	24-MAR-21	01-APR-21	R5419059
Total Organic Carbon	<0.50		0.50	mg/L		01-APR-21	R5419061
Total Metals							
Aluminum (Al)-Total	<0.0002	<W	0.0050	mg/L		31-MAR-21	R5417643
Antimony (Sb)-Total	<0.000005	<W	0.00010	mg/L		31-MAR-21	R5417643
Arsenic (As)-Total	<0.000005	<W	0.00010	mg/L		31-MAR-21	R5417643
Barium (Ba)-Total	<0.00002	<W	0.00010	mg/L		31-MAR-21	R5417643
Beryllium (Be)-Total	<0.000002	<W	0.00010	mg/L		31-MAR-21	R5417643
Bismuth (Bi)-Total	0.000010	<DL	0.000050	mg/L		31-MAR-21	R5417643
Boron (B)-Total	0.008	<DL	0.010	mg/L		31-MAR-21	R5417643
Cadmium (Cd)-Total	<0.0000002	<W	0.0000050	mg/L		31-MAR-21	R5417643
Calcium (Ca)-Total	0.010	<DL	0.050	mg/L		31-MAR-21	R5417643
Cesium (Cs)-Total	0.0000002	<DL	0.000010	mg/L		31-MAR-21	R5417643
Chromium (Cr)-Total	<0.00002	<W	0.00050	mg/L		31-MAR-21	R5417643
Cobalt (Co)-Total	<0.000002	<W	0.00010	mg/L		31-MAR-21	R5417643
Copper (Cu)-Total	<0.00005	<W	0.00050	mg/L		31-MAR-21	R5417643
Iron (Fe)-Total	<0.001	<W	0.010	mg/L		31-MAR-21	R5417643
Lead (Pb)-Total	<0.00002	<W	0.000050	mg/L		31-MAR-21	R5417643
Lithium (Li)-Total	<0.0002	<W	0.0010	mg/L		31-MAR-21	R5417643

* Refer to Referenced Information for Qualifiers (if any) and Methodology.

ALS ENVIRONMENTAL ANALYTICAL REPORT

Sample Details/Parameters	Result	Qualifier*	D.L.	Units	Extracted	Analyzed	Batch
L2571073-1 FB SW 20210309 Sampled By: Client on 24-MAR-21 @ 12:00 Matrix: SW							
Total Metals							
Magnesium (Mg)-Total	<0.0005	<W	0.0050	mg/L		31-MAR-21	R5417643
Manganese (Mn)-Total	<0.00002	<W	0.00050	mg/L		31-MAR-21	R5417643
Mercury (Hg)-Total	<0.000005	<W	0.000030	mg/L		31-MAR-21	R5417777
Molybdenum (Mo)-Total	<0.000005	<W	0.000050	mg/L		31-MAR-21	R5417643
Nickel (Ni)-Total	<0.00002	<W	0.00050	mg/L		31-MAR-21	R5417643
Phosphorus (P)-Total	0.006	<DL	0.050	mg/L		31-MAR-21	R5417643
Potassium (K)-Total	<0.002	<W	0.050	mg/L		31-MAR-21	R5417643
Rubidium (Rb)-Total	<0.000002	<W	0.00020	mg/L		31-MAR-21	R5417643
Selenium (Se)-Total	<0.000002	<W	0.000050	mg/L		31-MAR-21	R5417643
Silicon (Si)-Total	0.032	<DL	0.10	mg/L		31-MAR-21	R5417643
Silver (Ag)-Total	0.0000010	<DL	0.000050	mg/L		31-MAR-21	R5417643
Sodium (Na)-Total	0.020	<DL	0.050	mg/L		31-MAR-21	R5417643
Strontium (Sr)-Total	<0.00001	<W	0.0010	mg/L		31-MAR-21	R5417643
Sulfur (S)-Total	<0.05	<W	0.50	mg/L		31-MAR-21	R5417643
Tellurium (Te)-Total	<0.000005	<W	0.00020	mg/L		31-MAR-21	R5417643
Thallium (Tl)-Total	<0.000001	<W	0.000010	mg/L		31-MAR-21	R5417643
Thorium (Th)-Total	0.000002	<DL	0.00010	mg/L		31-MAR-21	R5417643
Tin (Sn)-Total	0.00002	<DL	0.00010	mg/L		31-MAR-21	R5417643
Titanium (Ti)-Total	<0.00002	<W	0.00030	mg/L		31-MAR-21	R5417643
Tungsten (W)-Total	<0.000002	<W	0.00010	mg/L		31-MAR-21	R5417643
Uranium (U)-Total	<0.0000005	<W	0.000010	mg/L		31-MAR-21	R5417643
Vanadium (V)-Total	<0.00002	<W	0.00050	mg/L		31-MAR-21	R5417643
Zinc (Zn)-Total	0.0002	<DL	0.0030	mg/L		31-MAR-21	R5417643
Zirconium (Zr)-Total	<0.000004	<W	0.00020	mg/L		31-MAR-21	R5417643
Dissolved Metals							
Dissolved Metals Filtration Location	FIELD					31-MAR-21	R5417461
Aluminum (Al)-Dissolved	<0.0002	<W	0.0050	mg/L		31-MAR-21	R5418169
Antimony (Sb)-Dissolved	0.000005	<DL	0.00010	mg/L		31-MAR-21	R5418169
Arsenic (As)-Dissolved	<0.000005	<W	0.00010	mg/L		31-MAR-21	R5418169
Barium (Ba)-Dissolved	0.00004	<DL	0.00010	mg/L		31-MAR-21	R5418169
Beryllium (Be)-Dissolved	<0.000002	<W	0.00010	mg/L		31-MAR-21	R5418169
Bismuth (Bi)-Dissolved	<0.000005	<W	0.000050	mg/L		31-MAR-21	R5418169
Boron (B)-Dissolved	0.006	<DL	0.010	mg/L		31-MAR-21	R5418169
Cadmium (Cd)-Dissolved	<0.0000002	<W	0.0000050	mg/L		31-MAR-21	R5418169
Calcium (Ca)-Dissolved	0.030	<DL	0.050	mg/L		31-MAR-21	R5418169
Cesium (Cs)-Dissolved	0.0000004	<DL	0.000010	mg/L		31-MAR-21	R5418169
Chromium (Cr)-Dissolved	0.00010	<DL	0.00050	mg/L		31-MAR-21	R5418169
Cobalt (Co)-Dissolved	<0.000002	<W	0.00010	mg/L		31-MAR-21	R5418169
Copper (Cu)-Dissolved	<0.00005	<W	0.00020	mg/L		31-MAR-21	R5418169
Iron (Fe)-Dissolved	<0.001	<W	0.010	mg/L		31-MAR-21	R5418169
Lead (Pb)-Dissolved	<0.00002	<W	0.000050	mg/L		31-MAR-21	R5418169

* Refer to Referenced Information for Qualifiers (if any) and Methodology.

ALS ENVIRONMENTAL ANALYTICAL REPORT

Sample Details/Parameters	Result	Qualifier*	D.L.	Units	Extracted	Analyzed	Batch
L2571073-1 FB SW 20210309 Sampled By: Client on 24-MAR-21 @ 12:00 Matrix: SW							
Dissolved Metals							
Lithium (Li)-Dissolved	<0.0002	<W	0.0010	mg/L		31-MAR-21	R5418169
Magnesium (Mg)-Dissolved	<0.0005	<W	0.0050	mg/L		31-MAR-21	R5418169
Manganese (Mn)-Dissolved	<0.00002	<W	0.00050	mg/L		31-MAR-21	R5418169
Mercury (Hg)-Dissolved	<0.000005	<W	0.000030	mg/L		06-APR-21	R5419821
Molybdenum (Mo)-Dissolved	<0.000005	<W	0.000050	mg/L		31-MAR-21	R5418169
Nickel (Ni)-Dissolved	<0.00002	<W	0.00050	mg/L		31-MAR-21	R5418169
Phosphorus (P)-Dissolved	<0.002	<W	0.050	mg/L		31-MAR-21	R5418169
Potassium (K)-Dissolved	<0.002	<W	0.050	mg/L		31-MAR-21	R5418169
Rubidium (Rb)-Dissolved	<0.000002	<W	0.00020	mg/L		31-MAR-21	R5418169
Selenium (Se)-Dissolved	<0.000002	<W	0.000050	mg/L		31-MAR-21	R5418169
Silicon (Si)-Dissolved	0.036	<DL	0.050	mg/L		31-MAR-21	R5418169
Silver (Ag)-Dissolved	0.0000005	<DL	0.000050	mg/L		31-MAR-21	R5418169
Sodium (Na)-Dissolved	0.050		0.050	mg/L		31-MAR-21	R5418169
Strontium (Sr)-Dissolved	0.00005	<DL	0.0010	mg/L		31-MAR-21	R5418169
Sulfur (S)-Dissolved	<0.05	<W	0.50	mg/L		31-MAR-21	R5418169
Tellurium (Te)-Dissolved	<0.000005	<W	0.00020	mg/L		31-MAR-21	R5418169
Thallium (Tl)-Dissolved	<0.000001	<W	0.000010	mg/L		31-MAR-21	R5418169
Thorium (Th)-Dissolved	<0.000002	<W	0.00010	mg/L		31-MAR-21	R5418169
Tin (Sn)-Dissolved	0.00004	<DL	0.00010	mg/L		31-MAR-21	R5418169
Titanium (Ti)-Dissolved	<0.00002	<W	0.00030	mg/L		31-MAR-21	R5418169
Tungsten (W)-Dissolved	<0.000002	<W	0.00010	mg/L		31-MAR-21	R5418169
Uranium (U)-Dissolved	<0.0000005	<W	0.000010	mg/L		31-MAR-21	R5418169
Vanadium (V)-Dissolved	<0.00002	<W	0.00050	mg/L		31-MAR-21	R5418169
Zinc (Zn)-Dissolved	0.0002	<DL	0.0010	mg/L		31-MAR-21	R5418169
Zirconium (Zr)-Dissolved	<0.000004	<W	0.00020	mg/L		31-MAR-21	R5418169
Aggregate Organics							
Biochemical Oxygen Demand	<2.0	BODF	2.0	mg/L		29-MAR-21	R5418844
COD	<10		10	mg/L		01-APR-21	R5418687
Oil and Grease, Total	0.2	<DL	1.0	mg/L	21-APR-21	21-APR-21	R5435738
L2571073-2 SW02 SW 20210309 Sampled By: Client on 24-MAR-21 @ 13:30 Matrix: SW							
Field Tests							
Dissolved Oxygen, Client Supplied	3.35		0	mg/L		30-MAR-21	R5417310
pH, Client Supplied	6.76		0.10	pH		30-MAR-21	R5417310
Temperature, Client Supplied	2.91		0	Degree C		30-MAR-21	R5417310
Physical Tests							
Color, True	82.4		2.0	CU		27-MAR-21	R5416191
Conductivity (EC)	156		1.0	uS/cm		27-MAR-21	R5416399
Hardness (as CaCO3)	82.6		0.50	mg/L		31-MAR-21	
pH	7.39		0.10	pH		27-MAR-21	R5416399
Total Suspended Solids	<0.5	<W	3.0	mg/L		30-MAR-21	R5417617

* Refer to Referenced Information for Qualifiers (if any) and Methodology.

ALS ENVIRONMENTAL ANALYTICAL REPORT

Sample Details/Parameters	Result	Qualifier*	D.L.	Units	Extracted	Analyzed	Batch
L2571073-2 SW02 SW 20210309 Sampled By: Client on 24-MAR-21 @ 13:30 Matrix: SW							
Physical Tests							
Total Dissolved Solids	120		13	mg/L		30-MAR-21	R5417630
Turbidity	1.39		0.10	NTU		27-MAR-21	R5416177
Anions and Nutrients							
Acidity (as CaCO3)	2.2		2.0	mg/L		29-MAR-21	R5416967
Alkalinity, Total (as CaCO3)	78.6		2.0	mg/L		27-MAR-21	R5416399
Unionized ammonia	0.000044		0.000015	mg/L		05-APR-21	
Ammonia, Total (as N)	0.060	<T	0.020	mg/L		01-APR-21	R5418358
Chloride (Cl)	0.55		0.10	mg/L	29-MAR-21	29-MAR-21	R5416958
Fluoride (F)	0.029		0.020	mg/L	29-MAR-21	29-MAR-21	R5416958
Nitrate (as N)	0.020	<T	0.020	mg/L		29-MAR-21	R5416958
Nitrite (as N)	<0.001	<W	0.010	mg/L		29-MAR-21	R5416958
Total Kjeldahl Nitrogen	0.90		0.18	mg/L	01-APR-21	01-APR-21	R5418626
Orthophosphate-Dissolved (as P)	<0.0030		0.0030	mg/L		31-MAR-21	R5417726
Sulfate (SO4)	3.50	<T	0.30	mg/L		29-MAR-21	R5416958
Cyanides							
Cyanide, Weak Acid Diss	0.0002	<DL	0.0020	mg/L		30-MAR-21	R5417806
Cyanide, Total	0.0006	<DL	0.0020	mg/L		30-MAR-21	R5417806
Cyanide, Free	0.0002	<DL	0.0020	mg/L		30-MAR-21	R5417806
Organic / Inorganic Carbon							
Dissolved Organic Carbon	18.7		0.50	mg/L	29-MAR-21	01-APR-21	R5419060
Total Organic Carbon	19.3		0.50	mg/L		01-APR-21	R5419061
Total Metals							
Aluminum (Al)-Total	0.0496		0.0050	mg/L		31-MAR-21	R5417643
Antimony (Sb)-Total	0.000045	<DL	0.00010	mg/L		31-MAR-21	R5417643
Arsenic (As)-Total	0.000460	<T	0.00010	mg/L		31-MAR-21	R5417643
Barium (Ba)-Total	0.0104		0.00010	mg/L		31-MAR-21	R5417643
Beryllium (Be)-Total	0.000008	<DL	0.00010	mg/L		31-MAR-21	R5417643
Bismuth (Bi)-Total	0.000010	<DL	0.000050	mg/L		31-MAR-21	R5417643
Boron (B)-Total	0.004	<DL	0.010	mg/L		31-MAR-21	R5417643
Cadmium (Cd)-Total	0.0000054	<T	0.0000050	mg/L		31-MAR-21	R5417643
Calcium (Ca)-Total	21.3		0.050	mg/L		31-MAR-21	R5417643
Cesium (Cs)-Total	0.0000058	<DL	0.000010	mg/L		31-MAR-21	R5417643
Chromium (Cr)-Total	<0.00002	<W	0.00050	mg/L		31-MAR-21	R5417643
Cobalt (Co)-Total	0.000176	<T	0.00010	mg/L		31-MAR-21	R5417643
Copper (Cu)-Total	0.00045	<DL	0.00050	mg/L		31-MAR-21	R5417643
Iron (Fe)-Total	0.336		0.010	mg/L		31-MAR-21	R5417643
Lead (Pb)-Total	0.00010	<T	0.000050	mg/L		31-MAR-21	R5417643
Lithium (Li)-Total	0.0024	<T	0.0010	mg/L		31-MAR-21	R5417643
Magnesium (Mg)-Total	9.13		0.0050	mg/L		31-MAR-21	R5417643
Manganese (Mn)-Total	0.0570		0.00050	mg/L		31-MAR-21	R5417643
Mercury (Hg)-Total	0.000005	<DL	0.000030	mg/L		31-MAR-21	R5417777
Molybdenum (Mo)-Total	0.000170	<T	0.000050	mg/L		31-MAR-21	R5417643

* Refer to Referenced Information for Qualifiers (if any) and Methodology.

ALS ENVIRONMENTAL ANALYTICAL REPORT

Sample Details/Parameters	Result	Qualifier*	D.L.	Units	Extracted	Analyzed	Batch
L2571073-2 SW02 SW 20210309 Sampled By: Client on 24-MAR-21 @ 13:30 Matrix: SW							
Total Metals							
Nickel (Ni)-Total	0.00054	<T	0.00050	mg/L		31-MAR-21	R5417643
Phosphorus (P)-Total	0.014	<DL	0.050	mg/L		31-MAR-21	R5417643
Potassium (K)-Total	0.904		0.050	mg/L		31-MAR-21	R5417643
Rubidium (Rb)-Total	0.00143		0.00020	mg/L		31-MAR-21	R5417643
Selenium (Se)-Total	0.000092	<T	0.000050	mg/L		31-MAR-21	R5417643
Silicon (Si)-Total	3.98		0.10	mg/L		31-MAR-21	R5417643
Silver (Ag)-Total	0.0000030	<DL	0.000050	mg/L		31-MAR-21	R5417643
Sodium (Na)-Total	1.56		0.050	mg/L		31-MAR-21	R5417643
Strontium (Sr)-Total	0.0330		0.0010	mg/L		31-MAR-21	R5417643
Sulfur (S)-Total	1.65		0.50	mg/L		31-MAR-21	R5417643
Tellurium (Te)-Total	<0.000005	<W	0.00020	mg/L		31-MAR-21	R5417643
Thallium (Tl)-Total	0.000002	<DL	0.000010	mg/L		31-MAR-21	R5417643
Thorium (Th)-Total	0.000020	<DL	0.00010	mg/L		31-MAR-21	R5417643
Tin (Sn)-Total	0.00010		0.00010	mg/L		31-MAR-21	R5417643
Titanium (Ti)-Total	0.00130		0.00030	mg/L		31-MAR-21	R5417643
Tungsten (W)-Total	0.000004	<DL	0.00010	mg/L		31-MAR-21	R5417643
Uranium (U)-Total	0.000117	<T	0.000010	mg/L		31-MAR-21	R5417643
Vanadium (V)-Total	0.00028	<DL	0.00050	mg/L		31-MAR-21	R5417643
Zinc (Zn)-Total	0.0016	<DL	0.0030	mg/L		31-MAR-21	R5417643
Zirconium (Zr)-Total	0.000124	<DL	0.00020	mg/L		31-MAR-21	R5417643
Dissolved Metals							
Dissolved Metals Filtration Location	LAB					30-MAR-21	R5417169
Aluminum (Al)-Dissolved	0.0176	<T	0.0050	mg/L		30-MAR-21	R5417384
Antimony (Sb)-Dissolved	0.000035	<DL	0.00010	mg/L		30-MAR-21	R5417384
Arsenic (As)-Dissolved	0.000430	<T	0.00010	mg/L		30-MAR-21	R5417384
Barium (Ba)-Dissolved	0.0104		0.00010	mg/L		30-MAR-21	R5417384
Beryllium (Be)-Dissolved	0.000006	<DL	0.00010	mg/L		30-MAR-21	R5417384
Bismuth (Bi)-Dissolved	<0.000005	<W	0.000050	mg/L		30-MAR-21	R5417384
Boron (B)-Dissolved	0.006	<DL	0.010	mg/L		30-MAR-21	R5417384
Cadmium (Cd)-Dissolved	0.0000020	<DL	0.0000050	mg/L		30-MAR-21	R5417384
Calcium (Ca)-Dissolved	19.8		0.050	mg/L		30-MAR-21	R5417384
Cesium (Cs)-Dissolved	0.0000014	<DL	0.000010	mg/L		30-MAR-21	R5417384
Chromium (Cr)-Dissolved	0.00008	<DL	0.00050	mg/L		30-MAR-21	R5417384
Cobalt (Co)-Dissolved	0.000112	<T	0.00010	mg/L		30-MAR-21	R5417384
Copper (Cu)-Dissolved	0.00030	<T	0.00020	mg/L		30-MAR-21	R5417384
Iron (Fe)-Dissolved	0.215		0.010	mg/L		30-MAR-21	R5417384
Lead (Pb)-Dissolved	0.00004	<DL	0.000050	mg/L		30-MAR-21	R5417384
Lithium (Li)-Dissolved	0.0020	<T	0.0010	mg/L		30-MAR-21	R5417384
Magnesium (Mg)-Dissolved	8.05		0.0050	mg/L		30-MAR-21	R5417384
Manganese (Mn)-Dissolved	0.0305		0.00050	mg/L		30-MAR-21	R5417384
Mercury (Hg)-Dissolved	<0.000005	<W	0.000030	mg/L		06-APR-21	R5419821

* Refer to Referenced Information for Qualifiers (if any) and Methodology.

ALS ENVIRONMENTAL ANALYTICAL REPORT

Sample Details/Parameters	Result	Qualifier*	D.L.	Units	Extracted	Analyzed	Batch
L2571073-2 SW02 SW 20210309 Sampled By: Client on 24-MAR-21 @ 13:30 Matrix: SW							
Dissolved Metals							
Molybdenum (Mo)-Dissolved	0.000190	<T	0.000050	mg/L		30-MAR-21	R5417384
Nickel (Ni)-Dissolved	0.00044	<DL	0.00050	mg/L		30-MAR-21	R5417384
Phosphorus (P)-Dissolved	0.008	<DL	0.050	mg/L		30-MAR-21	R5417384
Potassium (K)-Dissolved	0.838		0.050	mg/L		30-MAR-21	R5417384
Rubidium (Rb)-Dissolved	0.00141		0.00020	mg/L		30-MAR-21	R5417384
Selenium (Se)-Dissolved	0.000098	<T	0.000050	mg/L		30-MAR-21	R5417384
Silicon (Si)-Dissolved	3.69		0.050	mg/L		30-MAR-21	R5417384
Silver (Ag)-Dissolved	0.0000005	<DL	0.000050	mg/L		30-MAR-21	R5417384
Sodium (Na)-Dissolved	1.38		0.050	mg/L		30-MAR-21	R5417384
Strontium (Sr)-Dissolved	0.0332		0.0010	mg/L		30-MAR-21	R5417384
Sulfur (S)-Dissolved	1.65		0.50	mg/L		30-MAR-21	R5417384
Tellurium (Te)-Dissolved	<0.000005	<W	0.00020	mg/L		30-MAR-21	R5417384
Thallium (Tl)-Dissolved	0.000001	<DL	0.000010	mg/L		30-MAR-21	R5417384
Thorium (Th)-Dissolved	0.000010	<DL	0.00010	mg/L		30-MAR-21	R5417384
Tin (Sn)-Dissolved	0.00012		0.00010	mg/L		30-MAR-21	R5417384
Titanium (Ti)-Dissolved	0.00038		0.00030	mg/L		30-MAR-21	R5417384
Tungsten (W)-Dissolved	<0.000002	<W	0.00010	mg/L		30-MAR-21	R5417384
Uranium (U)-Dissolved	0.000111	<T	0.000010	mg/L		30-MAR-21	R5417384
Vanadium (V)-Dissolved	0.00018	<DL	0.00050	mg/L		30-MAR-21	R5417384
Zinc (Zn)-Dissolved	0.0008	<DL	0.0010	mg/L		30-MAR-21	R5417384
Zirconium (Zr)-Dissolved	0.000128	<DL	0.00020	mg/L		30-MAR-21	R5417384
Aggregate Organics							
Biochemical Oxygen Demand	<2.0	BODF	2.0	mg/L		29-MAR-21	R5418844
COD	51		10	mg/L		01-APR-21	R5418687
Oil and Grease, Total	0.6	<DL	1.0	mg/L	21-APR-21	21-APR-21	R5435738
L2571073-3 SW03 SW 20210309 Sampled By: Client on 23-MAR-21 @ 09:30 Matrix: SW							
Field Tests							
Dissolved Oxygen, Client Supplied	7.13		0	mg/L		30-MAR-21	R5417310
pH, Client Supplied	6.74		0.10	pH		30-MAR-21	R5417310
Temperature, Client Supplied	.45		0	Degree C		30-MAR-21	R5417310
Physical Tests							
Color, True	40.9		2.0	CU		27-MAR-21	R5416191
Conductivity (EC)	310		1.0	uS/cm		27-MAR-21	R5416399
Hardness (as CaCO3)	132		0.50	mg/L		31-MAR-21	
pH	7.70		0.10	pH		27-MAR-21	R5416399
Total Suspended Solids	7.0		3.0	mg/L		29-MAR-21	R5417226
Total Dissolved Solids	188		20	mg/L		29-MAR-21	R5417265
Turbidity	8.64		0.10	NTU		27-MAR-21	R5416177
Anions and Nutrients							
Acidity (as CaCO3)	3.6		2.0	mg/L		29-MAR-21	R5416967

* Refer to Referenced Information for Qualifiers (if any) and Methodology.

ALS ENVIRONMENTAL ANALYTICAL REPORT

Sample Details/Parameters	Result	Qualifier*	D.L.	Units	Extracted	Analyzed	Batch
L2571073-3 SW03 SW 20210309 Sampled By: Client on 23-MAR-21 @ 09:30 Matrix: SW							
Anions and Nutrients							
Alkalinity, Total (as CaCO3)	109		2.0	mg/L		27-MAR-21	R5416399
Unionized ammonia	0.000019		0.000011	mg/L		05-APR-21	
Ammonia, Total (as N)	0.034	<T	0.020	mg/L		01-APR-21	R5418358
Chloride (Cl)	10.9		0.10	mg/L	29-MAR-21	29-MAR-21	R5416958
Fluoride (F)	0.046		0.020	mg/L	29-MAR-21	29-MAR-21	R5416958
Nitrate (as N)	0.156	<T	0.020	mg/L		29-MAR-21	R5416958
Nitrite (as N)	0.004	<DL	0.010	mg/L		29-MAR-21	R5416958
Total Kjeldahl Nitrogen	0.75		0.18	mg/L	01-APR-21	01-APR-21	R5418626
Orthophosphate-Dissolved (as P)	0.0144	PEHT	0.0030	mg/L		31-MAR-21	R5417726
Sulfate (SO4)	28.7		0.30	mg/L		29-MAR-21	R5416958
Cyanides							
Cyanide, Weak Acid Diss	0.0013	<DL	0.020	mg/L		31-MAR-21	R5417806
Cyanide, Total	0.0008	<DL	0.0020	mg/L		30-MAR-21	R5417806
Cyanide, Free	0.0017	<DL	0.020	mg/L		31-MAR-21	R5417806
Organic / Inorganic Carbon							
Dissolved Organic Carbon	14.5		0.50	mg/L	29-MAR-21	01-APR-21	R5419060
Total Organic Carbon	13.9		0.50	mg/L		01-APR-21	R5419061
Total Metals							
Aluminum (Al)-Total	0.320		0.0050	mg/L		31-MAR-21	R5417643
Antimony (Sb)-Total	0.000215	<T	0.00010	mg/L		31-MAR-21	R5417643
Arsenic (As)-Total	0.000735	<T	0.00010	mg/L		31-MAR-21	R5417643
Barium (Ba)-Total	0.0238		0.00010	mg/L		31-MAR-21	R5417643
Beryllium (Be)-Total	0.000016	<DL	0.00010	mg/L		31-MAR-21	R5417643
Bismuth (Bi)-Total	0.000010	<DL	0.000050	mg/L		31-MAR-21	R5417643
Boron (B)-Total	0.014	<T	0.010	mg/L		31-MAR-21	R5417643
Cadmium (Cd)-Total	0.0000122	<T	0.0000050	mg/L		31-MAR-21	R5417643
Calcium (Ca)-Total	33.7		0.050	mg/L		31-MAR-21	R5417643
Cesium (Cs)-Total	0.0000314		0.000010	mg/L		31-MAR-21	R5417643
Chromium (Cr)-Total	0.00040	<DL	0.00050	mg/L		31-MAR-21	R5417643
Cobalt (Co)-Total	0.000392	<T	0.00010	mg/L		31-MAR-21	R5417643
Copper (Cu)-Total	0.00110	<T	0.00050	mg/L		31-MAR-21	R5417643
Iron (Fe)-Total	0.599		0.010	mg/L		31-MAR-21	R5417643
Lead (Pb)-Total	0.00024	<T	0.000050	mg/L		31-MAR-21	R5417643
Lithium (Li)-Total	0.0052	<T	0.0010	mg/L		31-MAR-21	R5417643
Magnesium (Mg)-Total	13.4		0.0050	mg/L		31-MAR-21	R5417643
Manganese (Mn)-Total	0.154		0.00050	mg/L		31-MAR-21	R5417643
Mercury (Hg)-Total	0.000005	<DL	0.000030	mg/L		31-MAR-21	R5417776
Molybdenum (Mo)-Total	0.000670	<T	0.000050	mg/L		31-MAR-21	R5417643
Nickel (Ni)-Total	0.00134	<T	0.00050	mg/L		31-MAR-21	R5417643
Phosphorus (P)-Total	0.050		0.050	mg/L		31-MAR-21	R5417643
Potassium (K)-Total	4.52		0.050	mg/L		31-MAR-21	R5417643
Rubidium (Rb)-Total	0.00282		0.00020	mg/L		31-MAR-21	R5417643

* Refer to Referenced Information for Qualifiers (if any) and Methodology.

ALS ENVIRONMENTAL ANALYTICAL REPORT

Sample Details/Parameters	Result	Qualifier*	D.L.	Units	Extracted	Analyzed	Batch
L2571073-3 SW03 SW 20210309 Sampled By: Client on 23-MAR-21 @ 09:30 Matrix: SW							
Total Metals							
Selenium (Se)-Total	0.000098	<T	0.000050	mg/L		31-MAR-21	R5417643
Silicon (Si)-Total	3.70		0.10	mg/L		31-MAR-21	R5417643
Silver (Ag)-Total	0.0000030	<DL	0.000050	mg/L		31-MAR-21	R5417643
Sodium (Na)-Total	9.79		0.050	mg/L		31-MAR-21	R5417643
Strontium (Sr)-Total	0.0860		0.0010	mg/L		31-MAR-21	R5417643
Sulfur (S)-Total	11.9		0.50	mg/L		31-MAR-21	R5417643
Tellurium (Te)-Total	0.000030	<DL	0.00020	mg/L		31-MAR-21	R5417643
Thallium (Tl)-Total	0.000005	<DL	0.000010	mg/L		31-MAR-21	R5417643
Thorium (Th)-Total	0.000054	<DL	0.00010	mg/L		31-MAR-21	R5417643
Tin (Sn)-Total	0.00002	<DL	0.00010	mg/L		31-MAR-21	R5417643
Titanium (Ti)-Total	0.0115		0.00030	mg/L		31-MAR-21	R5417643
Tungsten (W)-Total	0.000008	<DL	0.00010	mg/L		31-MAR-21	R5417643
Uranium (U)-Total	0.000881	<T	0.000010	mg/L		31-MAR-21	R5417643
Vanadium (V)-Total	0.00120	<T	0.00050	mg/L		31-MAR-21	R5417643
Zinc (Zn)-Total	0.0026	<DL	0.0030	mg/L		31-MAR-21	R5417643
Zirconium (Zr)-Total	0.000324		0.00020	mg/L		31-MAR-21	R5417643
Dissolved Metals							
Dissolved Metals Filtration Location	LAB					30-MAR-21	R5417169
Aluminum (Al)-Dissolved	0.0042	<DL	0.0050	mg/L		30-MAR-21	R5417384
Antimony (Sb)-Dissolved	0.000205	<T	0.00010	mg/L		30-MAR-21	R5417384
Arsenic (As)-Dissolved	0.000600	<T	0.00010	mg/L		30-MAR-21	R5417384
Barium (Ba)-Dissolved	0.0211		0.00010	mg/L		30-MAR-21	R5417384
Beryllium (Be)-Dissolved	0.000004	<DL	0.00010	mg/L		30-MAR-21	R5417384
Bismuth (Bi)-Dissolved	<0.000005	<W	0.000050	mg/L		30-MAR-21	R5417384
Boron (B)-Dissolved	0.014		0.010	mg/L		30-MAR-21	R5417384
Cadmium (Cd)-Dissolved	0.0000052	<T	0.0000050	mg/L		30-MAR-21	R5417384
Calcium (Ca)-Dissolved	33.2		0.050	mg/L		30-MAR-21	R5417384
Cesium (Cs)-Dissolved	0.0000008	<DL	0.000010	mg/L		30-MAR-21	R5417384
Chromium (Cr)-Dissolved	0.00008	<DL	0.00050	mg/L		30-MAR-21	R5417384
Cobalt (Co)-Dissolved	0.000150	<T	0.00010	mg/L		30-MAR-21	R5417384
Copper (Cu)-Dissolved	0.00075	<T	0.00020	mg/L		30-MAR-21	R5417384
Iron (Fe)-Dissolved	0.159		0.010	mg/L		30-MAR-21	R5417384
Lead (Pb)-Dissolved	0.00006	<T	0.000050	mg/L		30-MAR-21	R5417384
Lithium (Li)-Dissolved	0.0046	<T	0.0010	mg/L		30-MAR-21	R5417384
Magnesium (Mg)-Dissolved	11.9		0.0050	mg/L		30-MAR-21	R5417384
Manganese (Mn)-Dissolved	0.0627		0.00050	mg/L		30-MAR-21	R5417384
Mercury (Hg)-Dissolved	<0.000005	<W	0.000030	mg/L		06-APR-21	R5419821
Molybdenum (Mo)-Dissolved	0.000705	<T	0.000050	mg/L		30-MAR-21	R5417384
Nickel (Ni)-Dissolved	0.00092	<T	0.00050	mg/L		30-MAR-21	R5417384
Phosphorus (P)-Dissolved	0.020	<DL	0.050	mg/L		30-MAR-21	R5417384
Potassium (K)-Dissolved	4.27		0.050	mg/L		30-MAR-21	R5417384

* Refer to Referenced Information for Qualifiers (if any) and Methodology.

ALS ENVIRONMENTAL ANALYTICAL REPORT

Sample Details/Parameters	Result	Qualifier*	D.L.	Units	Extracted	Analyzed	Batch
L2571073-3 SW03 SW 20210309 Sampled By: Client on 23-MAR-21 @ 09:30 Matrix: SW							
Dissolved Metals							
Rubidium (Rb)-Dissolved	0.00206		0.00020	mg/L		30-MAR-21	R5417384
Selenium (Se)-Dissolved	0.000112	<T	0.000050	mg/L		30-MAR-21	R5417384
Silicon (Si)-Dissolved	2.83		0.050	mg/L		30-MAR-21	R5417384
Silver (Ag)-Dissolved	0.0000010	<DL	0.000050	mg/L		30-MAR-21	R5417384
Sodium (Na)-Dissolved	8.23		0.050	mg/L		30-MAR-21	R5417384
Strontium (Sr)-Dissolved	0.0870		0.0010	mg/L		30-MAR-21	R5417384
Sulfur (S)-Dissolved	11.3		0.50	mg/L		30-MAR-21	R5417384
Tellurium (Te)-Dissolved	0.000015	<DL	0.00020	mg/L		30-MAR-21	R5417384
Thallium (Tl)-Dissolved	<0.000001	<W	0.000010	mg/L		30-MAR-21	R5417384
Thorium (Th)-Dissolved	0.000014	<DL	0.00010	mg/L		30-MAR-21	R5417384
Tin (Sn)-Dissolved	<0.00001	<W	0.00010	mg/L		30-MAR-21	R5417384
Titanium (Ti)-Dissolved	0.00048		0.00030	mg/L		30-MAR-21	R5417384
Tungsten (W)-Dissolved	<0.000002	<W	0.00010	mg/L		30-MAR-21	R5417384
Uranium (U)-Dissolved	0.000819	<T	0.000010	mg/L		30-MAR-21	R5417384
Vanadium (V)-Dissolved	0.00040	<DL	0.00050	mg/L		30-MAR-21	R5417384
Zinc (Zn)-Dissolved	0.0008	<DL	0.0010	mg/L		30-MAR-21	R5417384
Zirconium (Zr)-Dissolved	0.000168	<DL	0.00020	mg/L		30-MAR-21	R5417384
Aggregate Organics							
Biochemical Oxygen Demand	<2.0	BODF	2.0	mg/L		29-MAR-21	R5418844
COD	36		10	mg/L		02-APR-21	R5418680
Oil and Grease, Total	<0.2	<W	1.0	mg/L	20-APR-21	20-APR-21	R5433540
Report Remarks : Hold time exceeded for re-analysis or dilution, but initial testing was conducted within hold time. Detection Limit Adjusted due to sample matrix effects (e.g. chemical interference, colour, turbidity).							
L2571073-4 SW06 SW 20210309 Sampled By: Client on 23-MAR-21 @ 12:00 Matrix: SW							
Physical Tests							
Color, True	41.6		2.0	CU		27-MAR-21	R5416191
Conductivity (EC)	307		1.0	uS/cm		27-MAR-21	R5416399
Hardness (as CaCO3)	126		0.50	mg/L		31-MAR-21	
pH	7.57		0.10	pH		27-MAR-21	R5416399
Total Suspended Solids	8.0		3.0	mg/L		29-MAR-21	R5417226
Total Dissolved Solids	186		20	mg/L		29-MAR-21	R5417265
Turbidity	8.50		0.10	NTU		27-MAR-21	R5416177
Anions and Nutrients							
Acidity (as CaCO3)	3.0		2.0	mg/L		29-MAR-21	R5416967
Alkalinity, Total (as CaCO3)	111		2.0	mg/L		27-MAR-21	R5416399
Ammonia, Total (as N)	0.032	<T	0.020	mg/L		01-APR-21	R5418358
Chloride (Cl)	11.4		0.10	mg/L	29-MAR-21	29-MAR-21	R5416958
Fluoride (F)	0.047		0.020	mg/L	29-MAR-21	29-MAR-21	R5416958
Nitrate (as N)	0.168	<T	0.020	mg/L		29-MAR-21	R5416958
Nitrite (as N)	0.004	<DL	0.010	mg/L		29-MAR-21	R5416958

* Refer to Referenced Information for Qualifiers (if any) and Methodology.

ALS ENVIRONMENTAL ANALYTICAL REPORT

Sample Details/Parameters	Result	Qualifier*	D.L.	Units	Extracted	Analyzed	Batch
L2571073-4 SW06 SW 20210309 Sampled By: Client on 23-MAR-21 @ 12:00 Matrix: SW							
Anions and Nutrients							
Total Kjeldahl Nitrogen	0.75		0.18	mg/L	01-APR-21	01-APR-21	R5418626
Orthophosphate-Dissolved (as P)	0.0137	PEHT	0.0030	mg/L		31-MAR-21	R5417726
Sulfate (SO4)	30.1		0.30	mg/L		29-MAR-21	R5416958
Cyanides							
Cyanide, Weak Acid Diss	0.0004	<DL	0.0020	mg/L		30-MAR-21	R5417806
Cyanide, Total	0.0006	<DL	0.0020	mg/L		30-MAR-21	R5417806
Cyanide, Free	<0.0001	<W	0.0020	mg/L		30-MAR-21	R5417806
Organic / Inorganic Carbon							
Dissolved Organic Carbon	14.1		0.50	mg/L	29-MAR-21	01-APR-21	R5419060
Total Organic Carbon	13.5		0.50	mg/L		01-APR-21	R5419061
Total Metals							
Aluminum (Al)-Total	0.345		0.0050	mg/L		31-MAR-21	R5417643
Antimony (Sb)-Total	0.000225	<T	0.00010	mg/L		31-MAR-21	R5417643
Arsenic (As)-Total	0.000710	<T	0.00010	mg/L		31-MAR-21	R5417643
Barium (Ba)-Total	0.0240		0.00010	mg/L		31-MAR-21	R5417643
Beryllium (Be)-Total	0.000020	<DL	0.00010	mg/L		31-MAR-21	R5417643
Bismuth (Bi)-Total	0.000010	<DL	0.000050	mg/L		31-MAR-21	R5417643
Boron (B)-Total	0.014	<T	0.010	mg/L		31-MAR-21	R5417643
Cadmium (Cd)-Total	0.0000146	<T	0.0000050	mg/L		31-MAR-21	R5417643
Calcium (Ca)-Total	34.2		0.050	mg/L		31-MAR-21	R5417643
Cesium (Cs)-Total	0.0000390		0.000010	mg/L		31-MAR-21	R5417643
Chromium (Cr)-Total	0.00046	<DL	0.00050	mg/L		31-MAR-21	R5417643
Cobalt (Co)-Total	0.000400	<T	0.00010	mg/L		31-MAR-21	R5417643
Copper (Cu)-Total	0.00115	<T	0.00050	mg/L		31-MAR-21	R5417643
Iron (Fe)-Total	0.633		0.010	mg/L		31-MAR-21	R5417643
Lead (Pb)-Total	0.00026	<T	0.000050	mg/L		31-MAR-21	R5417643
Lithium (Li)-Total	0.0052	<T	0.0010	mg/L		31-MAR-21	R5417643
Magnesium (Mg)-Total	13.5		0.0050	mg/L		31-MAR-21	R5417643
Manganese (Mn)-Total	0.152		0.00050	mg/L		31-MAR-21	R5417643
Mercury (Hg)-Total	<0.000005	<W	0.000030	mg/L		31-MAR-21	R5417776
Molybdenum (Mo)-Total	0.000710	<T	0.000050	mg/L		31-MAR-21	R5417643
Nickel (Ni)-Total	0.00128	<T	0.00050	mg/L		31-MAR-21	R5417643
Phosphorus (P)-Total	0.054		0.050	mg/L		31-MAR-21	R5417643
Potassium (K)-Total	4.52		0.050	mg/L		31-MAR-21	R5417643
Rubidium (Rb)-Total	0.00289		0.00020	mg/L		31-MAR-21	R5417643
Selenium (Se)-Total	0.000100	<T	0.000050	mg/L		31-MAR-21	R5417643
Silicon (Si)-Total	3.77		0.10	mg/L		31-MAR-21	R5417643
Silver (Ag)-Total	0.0000040	<DL	0.000050	mg/L		31-MAR-21	R5417643
Sodium (Na)-Total	9.32		0.050	mg/L		31-MAR-21	R5417643
Strontium (Sr)-Total	0.0872		0.0010	mg/L		31-MAR-21	R5417643
Sulfur (S)-Total	11.3		0.50	mg/L		31-MAR-21	R5417643
Tellurium (Te)-Total	0.000025	<DL	0.00020	mg/L		31-MAR-21	R5417643

* Refer to Referenced Information for Qualifiers (if any) and Methodology.

ALS ENVIRONMENTAL ANALYTICAL REPORT

Sample Details/Parameters	Result	Qualifier*	D.L.	Units	Extracted	Analyzed	Batch
L2571073-4 SW06 SW 20210309 Sampled By: Client on 23-MAR-21 @ 12:00 Matrix: SW							
Total Metals							
Thallium (Tl)-Total	0.000005	<DL	0.000010	mg/L		31-MAR-21	R5417643
Thorium (Th)-Total	0.000052	<DL	0.00010	mg/L		31-MAR-21	R5417643
Tin (Sn)-Total	0.00003	<DL	0.00010	mg/L		31-MAR-21	R5417643
Titanium (Ti)-Total	0.0130		0.00030	mg/L		31-MAR-21	R5417643
Tungsten (W)-Total	0.000008	<DL	0.00010	mg/L		31-MAR-21	R5417643
Uranium (U)-Total	0.000893	<T	0.000010	mg/L		31-MAR-21	R5417643
Vanadium (V)-Total	0.00126	<T	0.00050	mg/L		31-MAR-21	R5417643
Zinc (Zn)-Total	0.0030	<T	0.0030	mg/L		31-MAR-21	R5417643
Zirconium (Zr)-Total	0.000356		0.00020	mg/L		31-MAR-21	R5417643
Dissolved Metals							
Dissolved Metals Filtration Location	LAB					30-MAR-21	R5417169
Aluminum (Al)-Dissolved	0.0044	<DL	0.0050	mg/L		30-MAR-21	R5417384
Antimony (Sb)-Dissolved	0.000205	<T	0.00010	mg/L		30-MAR-21	R5417384
Arsenic (As)-Dissolved	0.000580	<T	0.00010	mg/L		30-MAR-21	R5417384
Barium (Ba)-Dissolved	0.0210		0.00010	mg/L		30-MAR-21	R5417384
Beryllium (Be)-Dissolved	0.000004	<DL	0.00010	mg/L		30-MAR-21	R5417384
Bismuth (Bi)-Dissolved	<0.000005	<W	0.000050	mg/L		30-MAR-21	R5417384
Boron (B)-Dissolved	0.014		0.010	mg/L		30-MAR-21	R5417384
Cadmium (Cd)-Dissolved	0.0000046	<DL	0.0000050	mg/L		30-MAR-21	R5417384
Calcium (Ca)-Dissolved	30.8		0.050	mg/L		30-MAR-21	R5417384
Cesium (Cs)-Dissolved	0.0000012	<DL	0.000010	mg/L		30-MAR-21	R5417384
Chromium (Cr)-Dissolved	0.00006	<DL	0.00050	mg/L		30-MAR-21	R5417384
Cobalt (Co)-Dissolved	0.000146	<T	0.00010	mg/L		30-MAR-21	R5417384
Copper (Cu)-Dissolved	0.00075	<T	0.00020	mg/L		30-MAR-21	R5417384
Iron (Fe)-Dissolved	0.156		0.010	mg/L		30-MAR-21	R5417384
Lead (Pb)-Dissolved	0.00004	<DL	0.000050	mg/L		30-MAR-21	R5417384
Lithium (Li)-Dissolved	0.0044	<T	0.0010	mg/L		30-MAR-21	R5417384
Magnesium (Mg)-Dissolved	11.9		0.0050	mg/L		30-MAR-21	R5417384
Manganese (Mn)-Dissolved	0.0593		0.00050	mg/L		30-MAR-21	R5417384
Mercury (Hg)-Dissolved	<0.000005	<W	0.000030	mg/L		06-APR-21	R5419821
Molybdenum (Mo)-Dissolved	0.000680	<T	0.000050	mg/L		30-MAR-21	R5417384
Nickel (Ni)-Dissolved	0.00092	<T	0.00050	mg/L		30-MAR-21	R5417384
Phosphorus (P)-Dissolved	0.032	<DL	0.050	mg/L		30-MAR-21	R5417384
Potassium (K)-Dissolved	4.18		0.050	mg/L		30-MAR-21	R5417384
Rubidium (Rb)-Dissolved	0.00208		0.00020	mg/L		30-MAR-21	R5417384
Selenium (Se)-Dissolved	0.000084	<T	0.000050	mg/L		30-MAR-21	R5417384
Silicon (Si)-Dissolved	2.72		0.050	mg/L		30-MAR-21	R5417384
Silver (Ag)-Dissolved	0.0000010	<DL	0.000050	mg/L		30-MAR-21	R5417384
Sodium (Na)-Dissolved	8.12		0.050	mg/L		30-MAR-21	R5417384
Strontium (Sr)-Dissolved	0.0846		0.0010	mg/L		30-MAR-21	R5417384
Sulfur (S)-Dissolved	10.7		0.50	mg/L		30-MAR-21	R5417384

* Refer to Referenced Information for Qualifiers (if any) and Methodology.

ALS ENVIRONMENTAL ANALYTICAL REPORT

Sample Details/Parameters	Result	Qualifier*	D.L.	Units	Extracted	Analyzed	Batch
L2571073-4 SW06 SW 20210309 Sampled By: Client on 23-MAR-21 @ 12:00 Matrix: SW							
Dissolved Metals							
Tellurium (Te)-Dissolved	<0.000005	<W	0.00020	mg/L		30-MAR-21	R5417384
Thallium (Tl)-Dissolved	0.000001	<DL	0.000010	mg/L		30-MAR-21	R5417384
Thorium (Th)-Dissolved	0.000016	<DL	0.00010	mg/L		30-MAR-21	R5417384
Tin (Sn)-Dissolved	<0.00001	<W	0.00010	mg/L		30-MAR-21	R5417384
Titanium (Ti)-Dissolved	0.00048		0.00030	mg/L		30-MAR-21	R5417384
Tungsten (W)-Dissolved	0.000002	<DL	0.00010	mg/L		30-MAR-21	R5417384
Uranium (U)-Dissolved	0.000784	<T	0.000010	mg/L		30-MAR-21	R5417384
Vanadium (V)-Dissolved	0.00038	<DL	0.00050	mg/L		30-MAR-21	R5417384
Zinc (Zn)-Dissolved	0.0010	<T	0.0010	mg/L		30-MAR-21	R5417384
Zirconium (Zr)-Dissolved	0.000160	<DL	0.00020	mg/L		30-MAR-21	R5417384
Aggregate Organics							
Biochemical Oxygen Demand	<2.0		2.0	mg/L		27-MAR-21	R5418461
COD	37		10	mg/L		02-APR-21	R5418680
Oil and Grease, Total	0.2	<DL	1.0	mg/L	20-APR-21	20-APR-21	R5433540
L2571073-5 SW10 SW 20210309 Sampled By: Client on 24-MAR-21 @ 11:30 Matrix: SW							
Field Tests							
Dissolved Oxygen, Client Supplied	12.19		0	mg/L		30-MAR-21	R5417310
pH, Client Supplied	7.06		0.10	pH		30-MAR-21	R5417310
Temperature, Client Supplied	2.46		0	Degree C		30-MAR-21	R5417310
Physical Tests							
Color, True	55.9		2.0	CU		27-MAR-21	R5416191
Conductivity (EC)	247		1.0	uS/cm		27-MAR-21	R5416399
Hardness (as CaCO3)	108		0.50	mg/L		31-MAR-21	
pH	7.62		0.10	pH		27-MAR-21	R5416399
Total Suspended Solids	8.0		3.0	mg/L		29-MAR-21	R5417226
Total Dissolved Solids	156		20	mg/L		29-MAR-21	R5417265
Turbidity	6.31		0.10	NTU		27-MAR-21	R5416177
Anions and Nutrients							
Acidity (as CaCO3)	2.4		2.0	mg/L		29-MAR-21	R5416967
Alkalinity, Total (as CaCO3)	106		2.0	mg/L		27-MAR-21	R5416399
Unionized ammonia	0.000039		0.000028	mg/L		05-APR-21	
Ammonia, Total (as N)	0.028	<T	0.020	mg/L		01-APR-21	R5418358
Chloride (Cl)	12.2		0.10	mg/L	29-MAR-21	29-MAR-21	R5416958
Fluoride (F)	0.044		0.020	mg/L	29-MAR-21	29-MAR-21	R5416958
Nitrate (as N)	0.080	<T	0.020	mg/L		29-MAR-21	R5416958
Nitrite (as N)	0.004	<DL	0.010	mg/L		29-MAR-21	R5416958
Total Kjeldahl Nitrogen	0.50	<DL	1.8	mg/L	05-APR-21	05-APR-21	R5419382
Orthophosphate-Dissolved (as P)	0.0078		0.0030	mg/L		31-MAR-21	R5417726
Sulfate (SO4)	7.25		0.30	mg/L		29-MAR-21	R5416958
Cyanides							

* Refer to Referenced Information for Qualifiers (if any) and Methodology.

ALS ENVIRONMENTAL ANALYTICAL REPORT

Sample Details/Parameters	Result	Qualifier*	D.L.	Units	Extracted	Analyzed	Batch
L2571073-5 SW10 SW 20210309 Sampled By: Client on 24-MAR-21 @ 11:30 Matrix: SW							
Cyanides							
Cyanide, Weak Acid Diss	0.0006	<DL	0.0020	mg/L		30-MAR-21	R5417806
Cyanide, Total	0.0004	<DL	0.0020	mg/L		30-MAR-21	R5417806
Cyanide, Free	0.0003	<DL	0.0020	mg/L		30-MAR-21	R5417806
Organic / Inorganic Carbon							
Dissolved Organic Carbon	18.4		0.50	mg/L	29-MAR-21	01-APR-21	R5419060
Total Organic Carbon	16.2		0.50	mg/L		01-APR-21	R5419061
Total Metals							
Aluminum (Al)-Total	0.282		0.0050	mg/L		31-MAR-21	R5417643
Antimony (Sb)-Total	0.000055	<DL	0.00010	mg/L		31-MAR-21	R5417643
Arsenic (As)-Total	0.000650	<T	0.00010	mg/L		31-MAR-21	R5417643
Barium (Ba)-Total	0.0177		0.00010	mg/L		31-MAR-21	R5417643
Beryllium (Be)-Total	0.000016	<DL	0.00010	mg/L		31-MAR-21	R5417643
Bismuth (Bi)-Total	0.000005	<DL	0.000050	mg/L		31-MAR-21	R5417643
Boron (B)-Total	0.014	<T	0.010	mg/L		31-MAR-21	R5417643
Cadmium (Cd)-Total	0.0000076	<T	0.0000050	mg/L		31-MAR-21	R5417643
Calcium (Ca)-Total	28.5		0.050	mg/L		31-MAR-21	R5417643
Cesium (Cs)-Total	0.0000260		0.000010	mg/L		31-MAR-21	R5417643
Chromium (Cr)-Total	0.00032	<DL	0.00050	mg/L		31-MAR-21	R5417643
Cobalt (Co)-Total	0.000276	<T	0.00010	mg/L		31-MAR-21	R5417643
Copper (Cu)-Total	0.00095	<T	0.00050	mg/L		31-MAR-21	R5417643
Iron (Fe)-Total	0.454		0.010	mg/L		31-MAR-21	R5417643
Lead (Pb)-Total	0.00018	<T	0.000050	mg/L		31-MAR-21	R5417643
Lithium (Li)-Total	0.0052	<T	0.0010	mg/L		31-MAR-21	R5417643
Magnesium (Mg)-Total	12.3		0.0050	mg/L		31-MAR-21	R5417643
Manganese (Mn)-Total	0.0579		0.00050	mg/L		31-MAR-21	R5417643
Mercury (Hg)-Total	0.000005	<DL	0.000030	mg/L		31-MAR-21	R5417777
Molybdenum (Mo)-Total	0.000495	<T	0.000050	mg/L		31-MAR-21	R5417643
Nickel (Ni)-Total	0.00126	<T	0.00050	mg/L		31-MAR-21	R5417643
Phosphorus (P)-Total	0.038	<DL	0.050	mg/L		31-MAR-21	R5417643
Potassium (K)-Total	2.62		0.050	mg/L		31-MAR-21	R5417643
Rubidium (Rb)-Total	0.00212		0.00020	mg/L		31-MAR-21	R5417643
Selenium (Se)-Total	0.000098	<T	0.000050	mg/L		31-MAR-21	R5417643
Silicon (Si)-Total	4.02		0.10	mg/L		31-MAR-21	R5417643
Silver (Ag)-Total	0.0000025	<DL	0.000050	mg/L		31-MAR-21	R5417643
Sodium (Na)-Total	6.94		0.050	mg/L		31-MAR-21	R5417643
Strontium (Sr)-Total	0.0755		0.0010	mg/L		31-MAR-21	R5417643
Sulfur (S)-Total	3.00		0.50	mg/L		31-MAR-21	R5417643
Tellurium (Te)-Total	<0.000005	<W	0.00020	mg/L		31-MAR-21	R5417643
Thallium (Tl)-Total	0.000004	<DL	0.000010	mg/L		31-MAR-21	R5417643
Thorium (Th)-Total	0.000046	<DL	0.00010	mg/L		31-MAR-21	R5417643
Tin (Sn)-Total	0.00002	<DL	0.00010	mg/L		31-MAR-21	R5417643

* Refer to Referenced Information for Qualifiers (if any) and Methodology.

ALS ENVIRONMENTAL ANALYTICAL REPORT

Sample Details/Parameters	Result	Qualifier*	D.L.	Units	Extracted	Analyzed	Batch
L2571073-5 SW10 SW 20210309 Sampled By: Client on 24-MAR-21 @ 11:30 Matrix: SW							
Total Metals							
Titanium (Ti)-Total	0.0100		0.00030	mg/L		31-MAR-21	R5417643
Tungsten (W)-Total	0.000004	<DL	0.00010	mg/L		31-MAR-21	R5417643
Uranium (U)-Total	0.000772	<T	0.000010	mg/L		31-MAR-21	R5417643
Vanadium (V)-Total	0.00114	<T	0.00050	mg/L		31-MAR-21	R5417643
Zinc (Zn)-Total	0.0018	<DL	0.0030	mg/L		31-MAR-21	R5417643
Zirconium (Zr)-Total	0.000412		0.00020	mg/L		31-MAR-21	R5417643
Dissolved Metals							
Dissolved Metals Filtration Location	LAB					30-MAR-21	R5417169
Aluminum (Al)-Dissolved	0.0076	<T	0.0050	mg/L		30-MAR-21	R5417384
Antimony (Sb)-Dissolved	0.000040	<DL	0.00010	mg/L		30-MAR-21	R5417384
Arsenic (As)-Dissolved	0.000560	<T	0.00010	mg/L		30-MAR-21	R5417384
Barium (Ba)-Dissolved	0.0159		0.00010	mg/L		30-MAR-21	R5417384
Beryllium (Be)-Dissolved	0.000004	<DL	0.00010	mg/L		30-MAR-21	R5417384
Bismuth (Bi)-Dissolved	<0.000005	<W	0.000050	mg/L		30-MAR-21	R5417384
Boron (B)-Dissolved	0.014		0.010	mg/L		30-MAR-21	R5417384
Cadmium (Cd)-Dissolved	0.0000040	<DL	0.0000050	mg/L		30-MAR-21	R5417384
Calcium (Ca)-Dissolved	25.5		0.050	mg/L		30-MAR-21	R5417384
Cesium (Cs)-Dissolved	0.0000006	<DL	0.000010	mg/L		30-MAR-21	R5417384
Chromium (Cr)-Dissolved	0.00010	<DL	0.00050	mg/L		30-MAR-21	R5417384
Cobalt (Co)-Dissolved	0.000150	<T	0.00010	mg/L		30-MAR-21	R5417384
Copper (Cu)-Dissolved	0.00070	<T	0.00020	mg/L		30-MAR-21	R5417384
Iron (Fe)-Dissolved	0.143		0.010	mg/L		30-MAR-21	R5417384
Lead (Pb)-Dissolved	0.00006	<T	0.000050	mg/L		30-MAR-21	R5417384
Lithium (Li)-Dissolved	0.0044	<T	0.0010	mg/L		30-MAR-21	R5417384
Magnesium (Mg)-Dissolved	10.8		0.0050	mg/L		30-MAR-21	R5417384
Manganese (Mn)-Dissolved	0.0290		0.00050	mg/L		30-MAR-21	R5417384
Mercury (Hg)-Dissolved	<0.000005	<W	0.000030	mg/L		06-APR-21	R5419821
Molybdenum (Mo)-Dissolved	0.000525	<T	0.000050	mg/L		30-MAR-21	R5417384
Nickel (Ni)-Dissolved	0.00100	<T	0.00050	mg/L		30-MAR-21	R5417384
Phosphorus (P)-Dissolved	0.022	<DL	0.050	mg/L		30-MAR-21	R5417384
Potassium (K)-Dissolved	2.44		0.050	mg/L		30-MAR-21	R5417384
Rubidium (Rb)-Dissolved	0.00147		0.00020	mg/L		30-MAR-21	R5417384
Selenium (Se)-Dissolved	0.000094	<T	0.000050	mg/L		30-MAR-21	R5417384
Silicon (Si)-Dissolved	3.00		0.050	mg/L		30-MAR-21	R5417384
Silver (Ag)-Dissolved	0.0000010	<DL	0.000050	mg/L		30-MAR-21	R5417384
Sodium (Na)-Dissolved	6.03		0.050	mg/L		30-MAR-21	R5417384
Strontium (Sr)-Dissolved	0.0684		0.0010	mg/L		30-MAR-21	R5417384
Sulfur (S)-Dissolved	2.70		0.50	mg/L		30-MAR-21	R5417384
Tellurium (Te)-Dissolved	<0.000005	<W	0.00020	mg/L		30-MAR-21	R5417384
Thallium (Tl)-Dissolved	<0.000001	<W	0.000010	mg/L		30-MAR-21	R5417384
Thorium (Th)-Dissolved	0.000020	<DL	0.00010	mg/L		30-MAR-21	R5417384

* Refer to Referenced Information for Qualifiers (if any) and Methodology.

ALS ENVIRONMENTAL ANALYTICAL REPORT

Sample Details/Parameters	Result	Qualifier*	D.L.	Units	Extracted	Analyzed	Batch
L2571073-5 SW10 SW 20210309 Sampled By: Client on 24-MAR-21 @ 11:30 Matrix: SW							
Dissolved Metals							
Tin (Sn)-Dissolved	<0.00001	<W	0.00010	mg/L		30-MAR-21	R5417384
Titanium (Ti)-Dissolved	0.00062		0.00030	mg/L		30-MAR-21	R5417384
Tungsten (W)-Dissolved	<0.000002	<W	0.00010	mg/L		30-MAR-21	R5417384
Uranium (U)-Dissolved	0.000746	<T	0.000010	mg/L		30-MAR-21	R5417384
Vanadium (V)-Dissolved	0.00048	<DL	0.00050	mg/L		30-MAR-21	R5417384
Zinc (Zn)-Dissolved	0.0006	<DL	0.0010	mg/L		30-MAR-21	R5417384
Zirconium (Zr)-Dissolved	0.000208	<T	0.00020	mg/L		30-MAR-21	R5417384
Aggregate Organics							
Biochemical Oxygen Demand	<2.0	BODF	2.0	mg/L		29-MAR-21	R5418844
COD	42		10	mg/L		07-APR-21	R5421104
Oil and Grease, Total	1.2		1.0	mg/L	21-APR-21	21-APR-21	R5435738
Report Remarks : DLM Detection Limit Adjusted due to sample matrix effects (e.g. chemical interference, colour, turbidity).							
L2571073-6 SW16 SW 20210309 Sampled By: Client on 23-MAR-21 @ 13:00 Matrix: SW							
Field Tests							
Dissolved Oxygen, Client Supplied	9.69		0	mg/L		30-MAR-21	R5417310
pH, Client Supplied	7.18		0.10	pH		30-MAR-21	R5417310
Temperature, Client Supplied	3.67		0	Degree C		30-MAR-21	R5417310
Physical Tests							
Color, True	40.2		2.0	CU		27-MAR-21	R5416191
Conductivity (EC)	100		1.0	uS/cm		27-MAR-21	R5416399
Hardness (as CaCO3)	39.7		0.50	mg/L		31-MAR-21	
pH	7.53		0.10	pH		27-MAR-21	R5416399
Total Suspended Solids	4.5		3.0	mg/L		29-MAR-21	R5417226
Total Dissolved Solids	76		13	mg/L		29-MAR-21	R5417265
Turbidity	4.48		0.10	NTU		27-MAR-21	R5416177
Anions and Nutrients							
Acidity (as CaCO3)	0.8	<DL	2.0	mg/L		29-MAR-21	R5416967
Alkalinity, Total (as CaCO3)	39.0		2.0	mg/L		27-MAR-21	R5416399
Unionized ammonia	<0.000041		0.000041	mg/L		05-APR-21	
Ammonia, Total (as N)	0.020	<T	0.020	mg/L		01-APR-21	R5418358
Chloride (Cl)	3.54		0.10	mg/L	29-MAR-21	29-MAR-21	R5416958
Fluoride (F)	0.045		0.020	mg/L	29-MAR-21	29-MAR-21	R5416958
Nitrate (as N)	0.066	<T	0.020	mg/L		29-MAR-21	R5416958
Nitrite (as N)	<0.001	<W	0.010	mg/L		29-MAR-21	R5416958
Total Kjeldahl Nitrogen	0.50		0.18	mg/L	01-APR-21	01-APR-21	R5418626
Orthophosphate-Dissolved (as P)	<0.0030	PEHT	0.0030	mg/L		31-MAR-21	R5417726
Sulfate (SO4)	5.50		0.30	mg/L		29-MAR-21	R5416958
Cyanides							
Cyanide, Weak Acid Diss	0.0002	<DL	0.0020	mg/L		30-MAR-21	R5417806
Cyanide, Total	<0.0002	<W	0.0020	mg/L		30-MAR-21	R5417806

* Refer to Referenced Information for Qualifiers (if any) and Methodology.

ALS ENVIRONMENTAL ANALYTICAL REPORT

Sample Details/Parameters	Result	Qualifier*	D.L.	Units	Extracted	Analyzed	Batch
L2571073-6 SW16 SW 20210309 Sampled By: Client on 23-MAR-21 @ 13:00 Matrix: SW							
Cyanides							
Cyanide, Free	0.0001	<DL	0.0020	mg/L		30-MAR-21	R5417806
Organic / Inorganic Carbon							
Dissolved Organic Carbon	12.2		0.50	mg/L	29-MAR-21	01-APR-21	R5419060
Total Organic Carbon	12.4		0.50	mg/L		01-APR-21	R5419061
Total Metals							
Aluminum (Al)-Total	0.164		0.0050	mg/L		31-MAR-21	R5417643
Antimony (Sb)-Total	0.000040	<DL	0.00010	mg/L		31-MAR-21	R5417643
Arsenic (As)-Total	0.000430	<T	0.00010	mg/L		31-MAR-21	R5417643
Barium (Ba)-Total	0.0112		0.00010	mg/L		31-MAR-21	R5417643
Beryllium (Be)-Total	0.000010	<DL	0.00010	mg/L		31-MAR-21	R5417643
Bismuth (Bi)-Total	<0.000005	<W	0.000050	mg/L		31-MAR-21	R5417643
Boron (B)-Total	0.006	<DL	0.010	mg/L		31-MAR-21	R5417643
Cadmium (Cd)-Total	0.0000082	<T	0.0000050	mg/L		31-MAR-21	R5417643
Calcium (Ca)-Total	11.3		0.050	mg/L		31-MAR-21	R5417643
Cesium (Cs)-Total	0.0000244		0.000010	mg/L		31-MAR-21	R5417643
Chromium (Cr)-Total	0.00026	<DL	0.00050	mg/L		31-MAR-21	R5417643
Cobalt (Co)-Total	0.000126	<T	0.00010	mg/L		31-MAR-21	R5417643
Copper (Cu)-Total	0.00110	<T	0.00050	mg/L		31-MAR-21	R5417643
Iron (Fe)-Total	0.289		0.010	mg/L		31-MAR-21	R5417643
Lead (Pb)-Total	0.00012	<T	0.000050	mg/L		31-MAR-21	R5417643
Lithium (Li)-Total	0.0016	<T	0.0010	mg/L		31-MAR-21	R5417643
Magnesium (Mg)-Total	3.88		0.0050	mg/L		31-MAR-21	R5417643
Manganese (Mn)-Total	0.0205		0.00050	mg/L		31-MAR-21	R5417643
Mercury (Hg)-Total	<0.000005	<W	0.000030	mg/L		31-MAR-21	R5417776
Molybdenum (Mo)-Total	0.000195	<T	0.000050	mg/L		31-MAR-21	R5417643
Nickel (Ni)-Total	0.00084	<T	0.00050	mg/L		31-MAR-21	R5417643
Phosphorus (P)-Total	0.016	<DL	0.050	mg/L		31-MAR-21	R5417643
Potassium (K)-Total	1.15		0.050	mg/L		31-MAR-21	R5417643
Rubidium (Rb)-Total	0.00222		0.00020	mg/L		31-MAR-21	R5417643
Selenium (Se)-Total	0.000098	<T	0.000050	mg/L		31-MAR-21	R5417643
Silicon (Si)-Total	2.69		0.10	mg/L		31-MAR-21	R5417643
Silver (Ag)-Total	0.0000015	<DL	0.000050	mg/L		31-MAR-21	R5417643
Sodium (Na)-Total	4.65		0.050	mg/L		31-MAR-21	R5417643
Strontium (Sr)-Total	0.0297		0.0010	mg/L		31-MAR-21	R5417643
Sulfur (S)-Total	2.20		0.50	mg/L		31-MAR-21	R5417643
Tellurium (Te)-Total	<0.000005	<W	0.00020	mg/L		31-MAR-21	R5417643
Thallium (Tl)-Total	0.000004	<DL	0.000010	mg/L		31-MAR-21	R5417643
Thorium (Th)-Total	0.000040	<DL	0.00010	mg/L		31-MAR-21	R5417643
Tin (Sn)-Total	0.00002	<DL	0.00010	mg/L		31-MAR-21	R5417643
Titanium (Ti)-Total	0.00550		0.00030	mg/L		31-MAR-21	R5417643
Tungsten (W)-Total	0.000006	<DL	0.00010	mg/L		31-MAR-21	R5417643

* Refer to Referenced Information for Qualifiers (if any) and Methodology.

ALS ENVIRONMENTAL ANALYTICAL REPORT

Sample Details/Parameters	Result	Qualifier*	D.L.	Units	Extracted	Analyzed	Batch
L2571073-6 SW16 SW 20210309 Sampled By: Client on 23-MAR-21 @ 13:00 Matrix: SW							
Total Metals							
Uranium (U)-Total	0.000180	<T	0.000010	mg/L		31-MAR-21	R5417643
Vanadium (V)-Total	0.00068	<T	0.00050	mg/L		31-MAR-21	R5417643
Zinc (Zn)-Total	0.0016	<DL	0.0030	mg/L		31-MAR-21	R5417643
Zirconium (Zr)-Total	0.000216		0.00020	mg/L		31-MAR-21	R5417643
Dissolved Metals							
Dissolved Metals Filtration Location	LAB					30-MAR-21	R5417169
Aluminum (Al)-Dissolved	0.0142	<T	0.0050	mg/L		30-MAR-21	R5417384
Antimony (Sb)-Dissolved	0.000030	<DL	0.00010	mg/L		30-MAR-21	R5417384
Arsenic (As)-Dissolved	0.000360	<T	0.00010	mg/L		30-MAR-21	R5417384
Barium (Ba)-Dissolved	0.00974		0.00010	mg/L		30-MAR-21	R5417384
Beryllium (Be)-Dissolved	0.000006	<DL	0.00010	mg/L		30-MAR-21	R5417384
Bismuth (Bi)-Dissolved	<0.000005	<W	0.000050	mg/L		30-MAR-21	R5417384
Boron (B)-Dissolved	0.006	<DL	0.010	mg/L		30-MAR-21	R5417384
Cadmium (Cd)-Dissolved	0.0000038	<DL	0.0000050	mg/L		30-MAR-21	R5417384
Calcium (Ca)-Dissolved	10.4		0.050	mg/L		30-MAR-21	R5417384
Cesium (Cs)-Dissolved	0.0000016	<DL	0.000010	mg/L		30-MAR-21	R5417384
Chromium (Cr)-Dissolved	0.00018	<DL	0.00050	mg/L		30-MAR-21	R5417384
Cobalt (Co)-Dissolved	0.000034	<DL	0.00010	mg/L		30-MAR-21	R5417384
Copper (Cu)-Dissolved	0.00080	<T	0.00020	mg/L		30-MAR-21	R5417384
Iron (Fe)-Dissolved	0.086		0.010	mg/L		30-MAR-21	R5417384
Lead (Pb)-Dissolved	0.00002	<DL	0.000050	mg/L		30-MAR-21	R5417384
Lithium (Li)-Dissolved	0.0014	<T	0.0010	mg/L		30-MAR-21	R5417384
Magnesium (Mg)-Dissolved	3.30		0.0050	mg/L		30-MAR-21	R5417384
Manganese (Mn)-Dissolved	0.00682		0.00050	mg/L		30-MAR-21	R5417384
Mercury (Hg)-Dissolved	<0.000005	<W	0.000030	mg/L		06-APR-21	R5419821
Molybdenum (Mo)-Dissolved	0.000215	<T	0.000050	mg/L		30-MAR-21	R5417384
Nickel (Ni)-Dissolved	0.00062	<T	0.00050	mg/L		30-MAR-21	R5417384
Phosphorus (P)-Dissolved	0.002	<DL	0.050	mg/L		30-MAR-21	R5417384
Potassium (K)-Dissolved	0.982		0.050	mg/L		30-MAR-21	R5417384
Rubidium (Rb)-Dissolved	0.00181		0.00020	mg/L		30-MAR-21	R5417384
Selenium (Se)-Dissolved	0.000072	<T	0.000050	mg/L		30-MAR-21	R5417384
Silicon (Si)-Dissolved	1.77		0.050	mg/L		30-MAR-21	R5417384
Silver (Ag)-Dissolved	0.0000010	<DL	0.000050	mg/L		30-MAR-21	R5417384
Sodium (Na)-Dissolved	3.82		0.050	mg/L		30-MAR-21	R5417384
Strontium (Sr)-Dissolved	0.0291		0.0010	mg/L		30-MAR-21	R5417384
Sulfur (S)-Dissolved	1.70		0.50	mg/L		30-MAR-21	R5417384
Tellurium (Te)-Dissolved	0.000005	<DL	0.00020	mg/L		30-MAR-21	R5417384
Thallium (Tl)-Dissolved	0.000002	<DL	0.000010	mg/L		30-MAR-21	R5417384
Thorium (Th)-Dissolved	0.000026	<DL	0.00010	mg/L		30-MAR-21	R5417384
Tin (Sn)-Dissolved	0.00001	<DL	0.00010	mg/L		30-MAR-21	R5417384
Titanium (Ti)-Dissolved	0.00036		0.00030	mg/L		30-MAR-21	R5417384

* Refer to Referenced Information for Qualifiers (if any) and Methodology.

ALS ENVIRONMENTAL ANALYTICAL REPORT

Sample Details/Parameters	Result	Qualifier*	D.L.	Units	Extracted	Analyzed	Batch
L2571073-6 SW16 SW 20210309 Sampled By: Client on 23-MAR-21 @ 13:00 Matrix: SW							
Dissolved Metals							
Tungsten (W)-Dissolved	<0.000002	<W	0.00010	mg/L		30-MAR-21	R5417384
Uranium (U)-Dissolved	0.000160	<T	0.000010	mg/L		30-MAR-21	R5417384
Vanadium (V)-Dissolved	0.00026	<DL	0.00050	mg/L		30-MAR-21	R5417384
Zinc (Zn)-Dissolved	0.0004	<DL	0.0010	mg/L		30-MAR-21	R5417384
Zirconium (Zr)-Dissolved	0.000152	<DL	0.00020	mg/L		30-MAR-21	R5417384
Aggregate Organics							
Biochemical Oxygen Demand	<2.0		2.0	mg/L		27-MAR-21	R5418461
COD	31		10	mg/L		06-APR-21	R5421098
Oil and Grease, Total	<0.2	<W	1.0	mg/L	20-APR-21	20-APR-21	R5433540
L2571073-7 SW17 SW 20210309 Sampled By: Client on 23-MAR-21 @ 11:45 Matrix: SW							
Field Tests							
Dissolved Oxygen, Client Supplied	5.98		0	mg/L		30-MAR-21	R5417310
pH, Client Supplied	7.19		0.10	pH		30-MAR-21	R5417310
Temperature, Client Supplied	4.72		0	Degree C		30-MAR-21	R5417310
Physical Tests							
Color, True	41.3		2.0	CU		27-MAR-21	R5416191
Conductivity (EC)	113		1.0	uS/cm		27-MAR-21	R5416399
Hardness (as CaCO3)	45.0		0.50	mg/L		31-MAR-21	
pH	7.57		0.10	pH		27-MAR-21	R5416399
Total Suspended Solids	72.0		3.0	mg/L		29-MAR-21	R5417226
Total Dissolved Solids	80		13	mg/L		29-MAR-21	R5417265
Turbidity	38.2		0.10	NTU		27-MAR-21	R5416177
Anions and Nutrients							
Acidity (as CaCO3)	1.0	<DL	2.0	mg/L		29-MAR-21	R5416967
Alkalinity, Total (as CaCO3)	48.0		2.0	mg/L		27-MAR-21	R5416399
Unionized ammonia	<0.000046		0.000046	mg/L		05-APR-21	
Ammonia, Total (as N)	0.010	<DL	0.020	mg/L		01-APR-21	R5418358
Chloride (Cl)	3.14		0.10	mg/L	29-MAR-21	29-MAR-21	R5416958
Fluoride (F)	0.039		0.020	mg/L	29-MAR-21	29-MAR-21	R5416958
Nitrate (as N)	0.076	<T	0.020	mg/L		29-MAR-21	R5416958
Nitrite (as N)	0.002	<DL	0.010	mg/L		29-MAR-21	R5416958
Total Kjeldahl Nitrogen	0.60		0.18	mg/L	01-APR-21	01-APR-21	R5418626
Orthophosphate-Dissolved (as P)	0.0035	PEHT	0.0030	mg/L		31-MAR-21	R5417726
Sulfate (SO4)	4.55	<T	0.30	mg/L		29-MAR-21	R5416958
Cyanides							
Cyanide, Weak Acid Diss	0.0002	<DL	0.0020	mg/L		30-MAR-21	R5417806
Cyanide, Total	0.0002	<DL	0.0020	mg/L		30-MAR-21	R5417806
Cyanide, Free	<0.0001	<W	0.0020	mg/L		30-MAR-21	R5417806
Organic / Inorganic Carbon							
Dissolved Organic Carbon	12.2		0.50	mg/L	29-MAR-21	01-APR-21	R5419060

* Refer to Referenced Information for Qualifiers (if any) and Methodology.

ALS ENVIRONMENTAL ANALYTICAL REPORT

Sample Details/Parameters	Result	Qualifier*	D.L.	Units	Extracted	Analyzed	Batch
L2571073-7 SW17 SW 20210309 Sampled By: Client on 23-MAR-21 @ 11:45 Matrix: SW							
Organic / Inorganic Carbon							
Total Organic Carbon	13.4		0.50	mg/L		01-APR-21	R5419061
Total Metals							
Aluminum (Al)-Total	0.706		0.0050	mg/L		31-MAR-21	R5417643
Antimony (Sb)-Total	0.000040	<DL	0.00010	mg/L		31-MAR-21	R5417643
Arsenic (As)-Total	0.000665	<T	0.00010	mg/L		31-MAR-21	R5417643
Barium (Ba)-Total	0.0200		0.00010	mg/L		31-MAR-21	R5417643
Beryllium (Be)-Total	0.000046	<DL	0.00010	mg/L		31-MAR-21	R5417643
Bismuth (Bi)-Total	0.000010	<DL	0.000050	mg/L		31-MAR-21	R5417643
Boron (B)-Total	0.006	<DL	0.010	mg/L		31-MAR-21	R5417643
Cadmium (Cd)-Total	0.0000282	<T	0.0000050	mg/L		31-MAR-21	R5417643
Calcium (Ca)-Total	15.1		0.050	mg/L		31-MAR-21	R5417643
Cesium (Cs)-Total	0.000107		0.000010	mg/L		31-MAR-21	R5417643
Chromium (Cr)-Total	0.00126	<T	0.00050	mg/L		31-MAR-21	R5417643
Cobalt (Co)-Total	0.000608	<T	0.00010	mg/L		31-MAR-21	R5417643
Copper (Cu)-Total	0.00190	<T	0.00050	mg/L		31-MAR-21	R5417643
Iron (Fe)-Total	1.14		0.010	mg/L		31-MAR-21	R5417643
Lead (Pb)-Total	0.00080	<T	0.000050	mg/L		31-MAR-21	R5417643
Lithium (Li)-Total	0.0024	<T	0.0010	mg/L		31-MAR-21	R5417643
Magnesium (Mg)-Total	5.55		0.0050	mg/L		31-MAR-21	R5417643
Manganese (Mn)-Total	0.0629		0.00050	mg/L		31-MAR-21	R5417643
Mercury (Hg)-Total	0.000005	<DL	0.000030	mg/L		31-MAR-21	R5417776
Molybdenum (Mo)-Total	0.000170	<T	0.000050	mg/L		31-MAR-21	R5417643
Nickel (Ni)-Total	0.00194	<T	0.00050	mg/L		31-MAR-21	R5417643
Phosphorus (P)-Total	0.046	<DL	0.050	mg/L		31-MAR-21	R5417643
Potassium (K)-Total	1.47		0.050	mg/L		31-MAR-21	R5417643
Rubidium (Rb)-Total	0.00369		0.00020	mg/L		31-MAR-21	R5417643
Selenium (Se)-Total	0.000118	<T	0.000050	mg/L		31-MAR-21	R5417643
Silicon (Si)-Total	3.90		0.10	mg/L		31-MAR-21	R5417643
Silver (Ag)-Total	0.0000035	<DL	0.000050	mg/L		31-MAR-21	R5417643
Sodium (Na)-Total	4.32		0.050	mg/L		31-MAR-21	R5417643
Strontium (Sr)-Total	0.0349		0.0010	mg/L		31-MAR-21	R5417643
Sulfur (S)-Total	1.75		0.50	mg/L		31-MAR-21	R5417643
Tellurium (Te)-Total	<0.000005	<W	0.00020	mg/L		31-MAR-21	R5417643
Thallium (Tl)-Total	0.000013	<T	0.000010	mg/L		31-MAR-21	R5417643
Thorium (Th)-Total	0.000096	<DL	0.00010	mg/L		31-MAR-21	R5417643
Tin (Sn)-Total	0.00005	<DL	0.00010	mg/L		31-MAR-21	R5417643
Titanium (Ti)-Total	0.0222		0.00030	mg/L		31-MAR-21	R5417643
Tungsten (W)-Total	0.000008	<DL	0.00010	mg/L		31-MAR-21	R5417643
Uranium (U)-Total	0.000214	<T	0.000010	mg/L		31-MAR-21	R5417643
Vanadium (V)-Total	0.00224	<T	0.00050	mg/L		31-MAR-21	R5417643
Zinc (Zn)-Total	0.0062	<T	0.0030	mg/L		31-MAR-21	R5417643

* Refer to Referenced Information for Qualifiers (if any) and Methodology.

ALS ENVIRONMENTAL ANALYTICAL REPORT

Sample Details/Parameters	Result	Qualifier*	D.L.	Units	Extracted	Analyzed	Batch
L2571073-7 SW17 SW 20210309 Sampled By: Client on 23-MAR-21 @ 11:45 Matrix: SW							
Total Metals							
Zirconium (Zr)-Total	0.000424		0.00020	mg/L		31-MAR-21	R5417643
Dissolved Metals							
Dissolved Metals Filtration Location	LAB					30-MAR-21	R5417169
Aluminum (Al)-Dissolved	0.0108	<T	0.0050	mg/L		30-MAR-21	R5417384
Antimony (Sb)-Dissolved	0.000030	<DL	0.00010	mg/L		30-MAR-21	R5417384
Arsenic (As)-Dissolved	0.000425	<T	0.00010	mg/L		30-MAR-21	R5417384
Barium (Ba)-Dissolved	0.0121		0.00010	mg/L		30-MAR-21	R5417384
Beryllium (Be)-Dissolved	0.000006	<DL	0.00010	mg/L		30-MAR-21	R5417384
Bismuth (Bi)-Dissolved	<0.000005	<W	0.000050	mg/L		30-MAR-21	R5417384
Boron (B)-Dissolved	0.006	<DL	0.010	mg/L		30-MAR-21	R5417384
Cadmium (Cd)-Dissolved	0.0000050	<T	0.0000050	mg/L		30-MAR-21	R5417384
Calcium (Ca)-Dissolved	11.9		0.050	mg/L		30-MAR-21	R5417384
Cesium (Cs)-Dissolved	0.0000016	<DL	0.000010	mg/L		30-MAR-21	R5417384
Chromium (Cr)-Dissolved	0.00014	<DL	0.00050	mg/L		30-MAR-21	R5417384
Cobalt (Co)-Dissolved	0.000034	<DL	0.00010	mg/L		30-MAR-21	R5417384
Copper (Cu)-Dissolved	0.00080	<T	0.00020	mg/L		30-MAR-21	R5417384
Iron (Fe)-Dissolved	0.130		0.010	mg/L		30-MAR-21	R5417384
Lead (Pb)-Dissolved	0.00008	<T	0.000050	mg/L		30-MAR-21	R5417384
Lithium (Li)-Dissolved	0.0014	<T	0.0010	mg/L		30-MAR-21	R5417384
Magnesium (Mg)-Dissolved	3.70		0.0050	mg/L		30-MAR-21	R5417384
Manganese (Mn)-Dissolved	0.00542		0.00050	mg/L		30-MAR-21	R5417384
Mercury (Hg)-Dissolved	<0.000005	<W	0.000030	mg/L		06-APR-21	R5419821
Molybdenum (Mo)-Dissolved	0.000240	<T	0.000050	mg/L		30-MAR-21	R5417384
Nickel (Ni)-Dissolved	0.00060	<T	0.00050	mg/L		30-MAR-21	R5417384
Phosphorus (P)-Dissolved	0.004	<DL	0.050	mg/L		30-MAR-21	R5417384
Potassium (K)-Dissolved	1.10		0.050	mg/L		30-MAR-21	R5417384
Rubidium (Rb)-Dissolved	0.00186		0.00020	mg/L		30-MAR-21	R5417384
Selenium (Se)-Dissolved	0.000062	<T	0.000050	mg/L		30-MAR-21	R5417384
Silicon (Si)-Dissolved	2.04		0.050	mg/L		30-MAR-21	R5417384
Silver (Ag)-Dissolved	0.0000005	<DL	0.000050	mg/L		30-MAR-21	R5417384
Sodium (Na)-Dissolved	3.50		0.050	mg/L		30-MAR-21	R5417384
Strontium (Sr)-Dissolved	0.0307		0.0010	mg/L		30-MAR-21	R5417384
Sulfur (S)-Dissolved	1.50		0.50	mg/L		30-MAR-21	R5417384
Tellurium (Te)-Dissolved	0.000010	<DL	0.00020	mg/L		30-MAR-21	R5417384
Thallium (Tl)-Dissolved	0.000002	<DL	0.000010	mg/L		30-MAR-21	R5417384
Thorium (Th)-Dissolved	0.000030	<DL	0.00010	mg/L		30-MAR-21	R5417384
Tin (Sn)-Dissolved	<0.00001	<W	0.00010	mg/L		30-MAR-21	R5417384
Titanium (Ti)-Dissolved	0.00052		0.00030	mg/L		30-MAR-21	R5417384
Tungsten (W)-Dissolved	<0.000002	<W	0.00010	mg/L		30-MAR-21	R5417384
Uranium (U)-Dissolved	0.000135	<T	0.000010	mg/L		30-MAR-21	R5417384
Vanadium (V)-Dissolved	0.00034	<DL	0.00050	mg/L		30-MAR-21	R5417384

* Refer to Referenced Information for Qualifiers (if any) and Methodology.

ALS ENVIRONMENTAL ANALYTICAL REPORT

Sample Details/Parameters	Result	Qualifier*	D.L.	Units	Extracted	Analyzed	Batch
L2571073-7 SW17 SW 20210309 Sampled By: Client on 23-MAR-21 @ 11:45 Matrix: SW							
Dissolved Metals							
Zinc (Zn)-Dissolved	0.0004	<DL	0.0010	mg/L		30-MAR-21	R5417384
Zirconium (Zr)-Dissolved	0.000152	<DL	0.00020	mg/L		30-MAR-21	R5417384
Aggregate Organics							
Biochemical Oxygen Demand	<2.0		2.0	mg/L		27-MAR-21	R5418461
COD	36		10	mg/L		02-APR-21	R5418680
Oil and Grease, Total	<0.2	<W	1.0	mg/L	20-APR-21	20-APR-21	R5433540
L2571073-8 SW20 SW 20210309 Sampled By: Client on 24-MAR-21 @ 10:45 Matrix: SW							
Field Tests							
Dissolved Oxygen, Client Supplied	26.9		0	mg/L		30-MAR-21	R5417310
pH, Client Supplied	6.93		0.10	pH		30-MAR-21	R5417310
Temperature, Client Supplied	1.53		0	Degree C		30-MAR-21	R5417310
Physical Tests							
Color, True	63.2		2.0	CU		27-MAR-21	R5416191
Conductivity (EC)	256		1.0	uS/cm		27-MAR-21	R5416399
Hardness (as CaCO3)	102		0.50	mg/L		31-MAR-21	
pH	7.50		0.10	pH		27-MAR-21	R5416399
Total Suspended Solids	4.5		3.0	mg/L		29-MAR-21	R5417226
Total Dissolved Solids	160		20	mg/L		29-MAR-21	R5417265
Turbidity	5.27		0.10	NTU		27-MAR-21	R5416177
Anions and Nutrients							
Acidity (as CaCO3)	3.0		2.0	mg/L		29-MAR-21	R5416967
Alkalinity, Total (as CaCO3)	97.4		2.0	mg/L		27-MAR-21	R5416399
Unionized ammonia	0.000023		0.000019	mg/L		05-APR-21	
Ammonia, Total (as N)	0.024	<T	0.020	mg/L		01-APR-21	R5418358
Chloride (Cl)	17.4		0.10	mg/L	29-MAR-21	29-MAR-21	R5416958
Fluoride (F)	0.041		0.020	mg/L	29-MAR-21	29-MAR-21	R5416958
Nitrate (as N)	0.064	<T	0.020	mg/L		29-MAR-21	R5416958
Nitrite (as N)	0.001	<DL	0.010	mg/L		29-MAR-21	R5416958
Total Kjeldahl Nitrogen	0.80		0.18	mg/L	01-APR-21	01-APR-21	R5418626
Orthophosphate-Dissolved (as P)	0.0073		0.0030	mg/L		31-MAR-21	R5417726
Sulfate (SO4)	8.20		0.30	mg/L		29-MAR-21	R5416958
Cyanides							
Cyanide, Weak Acid Diss	0.0006	<DL	0.0020	mg/L		30-MAR-21	R5417806
Cyanide, Total	0.0006	<DL	0.0020	mg/L		30-MAR-21	R5417806
Cyanide, Free	0.0005	<DL	0.0020	mg/L		30-MAR-21	R5417806
Organic / Inorganic Carbon							
Dissolved Organic Carbon	16.2		0.50	mg/L	29-MAR-21	01-APR-21	R5419060
Total Organic Carbon	16.9		0.50	mg/L		01-APR-21	R5419061
Total Metals							
Aluminum (Al)-Total	0.226		0.0050	mg/L		31-MAR-21	R5417643

* Refer to Referenced Information for Qualifiers (if any) and Methodology.

ALS ENVIRONMENTAL ANALYTICAL REPORT

Sample Details/Parameters	Result	Qualifier*	D.L.	Units	Extracted	Analyzed	Batch
L2571073-8 SW20 SW 20210309 Sampled By: Client on 24-MAR-21 @ 10:45 Matrix: SW							
Total Metals							
Antimony (Sb)-Total	0.000050	<DL	0.00010	mg/L		31-MAR-21	R5417643
Arsenic (As)-Total	0.000590	<T	0.00010	mg/L		31-MAR-21	R5417643
Barium (Ba)-Total	0.0163		0.00010	mg/L		31-MAR-21	R5417643
Beryllium (Be)-Total	0.000014	<DL	0.00010	mg/L		31-MAR-21	R5417643
Bismuth (Bi)-Total	0.000005	<DL	0.000050	mg/L		31-MAR-21	R5417643
Boron (B)-Total	0.012	<T	0.010	mg/L		31-MAR-21	R5417643
Cadmium (Cd)-Total	0.0000086	<T	0.0000050	mg/L		31-MAR-21	R5417643
Calcium (Ca)-Total	27.5		0.050	mg/L		31-MAR-21	R5417643
Cesium (Cs)-Total	0.0000222		0.000010	mg/L		31-MAR-21	R5417643
Chromium (Cr)-Total	0.00018	<DL	0.00050	mg/L		31-MAR-21	R5417643
Cobalt (Co)-Total	0.000226	<T	0.00010	mg/L		31-MAR-21	R5417643
Copper (Cu)-Total	0.00085	<T	0.00050	mg/L		31-MAR-21	R5417643
Iron (Fe)-Total	0.425		0.010	mg/L		31-MAR-21	R5417643
Lead (Pb)-Total	0.00016	<T	0.000050	mg/L		31-MAR-21	R5417643
Lithium (Li)-Total	0.0052	<T	0.0010	mg/L		31-MAR-21	R5417643
Magnesium (Mg)-Total	12.4		0.0050	mg/L		31-MAR-21	R5417643
Manganese (Mn)-Total	0.0610		0.00050	mg/L		31-MAR-21	R5417643
Mercury (Hg)-Total	0.000005	<DL	0.000030	mg/L		31-MAR-21	R5417776
Molybdenum (Mo)-Total	0.000445	<T	0.000050	mg/L		31-MAR-21	R5417643
Nickel (Ni)-Total	0.00108	<T	0.00050	mg/L		31-MAR-21	R5417643
Phosphorus (P)-Total	0.028	<DL	0.050	mg/L		31-MAR-21	R5417643
Potassium (K)-Total	2.31		0.050	mg/L		31-MAR-21	R5417643
Rubidium (Rb)-Total	0.00212		0.00020	mg/L		31-MAR-21	R5417643
Selenium (Se)-Total	0.000116	<T	0.000050	mg/L		31-MAR-21	R5417643
Silicon (Si)-Total	3.92		0.10	mg/L		31-MAR-21	R5417643
Silver (Ag)-Total	0.0000030	<DL	0.000050	mg/L		31-MAR-21	R5417643
Sodium (Na)-Total	9.42		0.050	mg/L		31-MAR-21	R5417643
Strontium (Sr)-Total	0.0703		0.0010	mg/L		31-MAR-21	R5417643
Sulfur (S)-Total	3.40		0.50	mg/L		31-MAR-21	R5417643
Tellurium (Te)-Total	<0.000005	<W	0.00020	mg/L		31-MAR-21	R5417643
Thallium (Tl)-Total	0.000004	<DL	0.000010	mg/L		31-MAR-21	R5417643
Thorium (Th)-Total	0.000048	<DL	0.00010	mg/L		31-MAR-21	R5417643
Tin (Sn)-Total	0.00033		0.00010	mg/L		31-MAR-21	R5417643
Titanium (Ti)-Total	0.00774		0.00030	mg/L		31-MAR-21	R5417643
Tungsten (W)-Total	0.000004	<DL	0.00010	mg/L		31-MAR-21	R5417643
Uranium (U)-Total	0.00103	<T	0.000010	mg/L		31-MAR-21	R5417643
Vanadium (V)-Total	0.00090	<T	0.00050	mg/L		31-MAR-21	R5417643
Zinc (Zn)-Total	0.0028	<DL	0.0030	mg/L		31-MAR-21	R5417643
Zirconium (Zr)-Total	0.000336		0.00020	mg/L		31-MAR-21	R5417643
Dissolved Metals							
Dissolved Metals Filtration Location	LAB					30-MAR-21	R5417169

* Refer to Referenced Information for Qualifiers (if any) and Methodology.

ALS ENVIRONMENTAL ANALYTICAL REPORT

Sample Details/Parameters	Result	Qualifier*	D.L.	Units	Extracted	Analyzed	Batch
L2571073-8 SW20 SW 20210309 Sampled By: Client on 24-MAR-21 @ 10:45 Matrix: SW							
Dissolved Metals							
Aluminum (Al)-Dissolved	0.0088	<T	0.0050	mg/L		30-MAR-21	R5417384
Antimony (Sb)-Dissolved	0.000040	<DL	0.00010	mg/L		30-MAR-21	R5417384
Arsenic (As)-Dissolved	0.000500	<T	0.00010	mg/L		30-MAR-21	R5417384
Barium (Ba)-Dissolved	0.0146		0.00010	mg/L		30-MAR-21	R5417384
Beryllium (Be)-Dissolved	0.000004	<DL	0.00010	mg/L		30-MAR-21	R5417384
Bismuth (Bi)-Dissolved	<0.000005	<W	0.000050	mg/L		30-MAR-21	R5417384
Boron (B)-Dissolved	0.010		0.010	mg/L		30-MAR-21	R5417384
Cadmium (Cd)-Dissolved	0.0000028	<DL	0.0000050	mg/L		30-MAR-21	R5417384
Calcium (Ca)-Dissolved	24.1		0.050	mg/L		30-MAR-21	R5417384
Cesium (Cs)-Dissolved	0.0000006	<DL	0.000010	mg/L		30-MAR-21	R5417384
Chromium (Cr)-Dissolved	0.00010	<DL	0.00050	mg/L		30-MAR-21	R5417384
Cobalt (Co)-Dissolved	0.000072	<DL	0.00010	mg/L		30-MAR-21	R5417384
Copper (Cu)-Dissolved	0.00060	<T	0.00020	mg/L		30-MAR-21	R5417384
Iron (Fe)-Dissolved	0.154		0.010	mg/L		30-MAR-21	R5417384
Lead (Pb)-Dissolved	0.00004	<DL	0.000050	mg/L		30-MAR-21	R5417384
Lithium (Li)-Dissolved	0.0038	<T	0.0010	mg/L		30-MAR-21	R5417384
Magnesium (Mg)-Dissolved	10.2		0.0050	mg/L		30-MAR-21	R5417384
Manganese (Mn)-Dissolved	0.00982		0.00050	mg/L		30-MAR-21	R5417384
Mercury (Hg)-Dissolved	<0.000005	<W	0.000030	mg/L		06-APR-21	R5419821
Molybdenum (Mo)-Dissolved	0.000460	<T	0.000050	mg/L		30-MAR-21	R5417384
Nickel (Ni)-Dissolved	0.00084	<T	0.00050	mg/L		30-MAR-21	R5417384
Phosphorus (P)-Dissolved	0.014	<DL	0.050	mg/L		30-MAR-21	R5417384
Potassium (K)-Dissolved	2.12		0.050	mg/L		30-MAR-21	R5417384
Rubidium (Rb)-Dissolved	0.00164		0.00020	mg/L		30-MAR-21	R5417384
Selenium (Se)-Dissolved	0.000098	<T	0.000050	mg/L		30-MAR-21	R5417384
Silicon (Si)-Dissolved	2.94		0.050	mg/L		30-MAR-21	R5417384
Silver (Ag)-Dissolved	0.0000005	<DL	0.000050	mg/L		30-MAR-21	R5417384
Sodium (Na)-Dissolved	7.81		0.050	mg/L		30-MAR-21	R5417384
Strontium (Sr)-Dissolved	0.0663		0.0010	mg/L		30-MAR-21	R5417384
Sulfur (S)-Dissolved	2.75		0.50	mg/L		30-MAR-21	R5417384
Tellurium (Te)-Dissolved	<0.000005	<W	0.00020	mg/L		30-MAR-21	R5417384
Thallium (Tl)-Dissolved	0.000001	<DL	0.000010	mg/L		30-MAR-21	R5417384
Thorium (Th)-Dissolved	0.000024	<DL	0.00010	mg/L		30-MAR-21	R5417384
Tin (Sn)-Dissolved	0.00008	<DL	0.00010	mg/L		30-MAR-21	R5417384
Titanium (Ti)-Dissolved	0.00060		0.00030	mg/L		30-MAR-21	R5417384
Tungsten (W)-Dissolved	<0.000002	<W	0.00010	mg/L		30-MAR-21	R5417384
Uranium (U)-Dissolved	0.000990	<T	0.000010	mg/L		30-MAR-21	R5417384
Vanadium (V)-Dissolved	0.00036	<DL	0.00050	mg/L		30-MAR-21	R5417384
Zinc (Zn)-Dissolved	0.0008	<DL	0.0010	mg/L		30-MAR-21	R5417384
Zirconium (Zr)-Dissolved	0.000224	<T	0.00020	mg/L		30-MAR-21	R5417384
Aggregate Organics							

* Refer to Referenced Information for Qualifiers (if any) and Methodology.

ALS ENVIRONMENTAL ANALYTICAL REPORT

Sample Details/Parameters	Result	Qualifier*	D.L.	Units	Extracted	Analyzed	Batch
L2571073-8 SW20 SW 20210309 Sampled By: Client on 24-MAR-21 @ 10:45 Matrix: SW							
Aggregate Organics							
Biochemical Oxygen Demand	<2.0	BODF	2.0	mg/L		29-MAR-21	R5418844
COD	42		10	mg/L		07-APR-21	R5421104
Oil and Grease, Total	0.2	<DL	1.0	mg/L	21-APR-21	21-APR-21	R5435738
Radiological Parameters							
Ra-226	N.R	NDLA	0.010	Bq/L		05-MAY-21	R5450523
L2571073-9 SW21A SW 20210309 Sampled By: Client on 24-MAR-21 @ 09:45 Matrix: SW							
Field Tests							
Dissolved Oxygen, Client Supplied	1.54		0	mg/L		30-MAR-21	R5417310
pH, Client Supplied	6.92		0.10	pH		30-MAR-21	R5417310
Temperature, Client Supplied	2.96		0	Degree C		30-MAR-21	R5417310
Physical Tests							
Color, True	43.9		2.0	CU		27-MAR-21	R5416191
Conductivity (EC)	266		1.0	uS/cm		27-MAR-21	R5416399
Hardness (as CaCO3)	113		0.50	mg/L		31-MAR-21	
pH	7.45		0.10	pH		27-MAR-21	R5416399
Total Suspended Solids	4.5		3.0	mg/L		29-MAR-21	R5417226
Total Dissolved Solids	162		20	mg/L		29-MAR-21	R5417265
Turbidity	3.99		0.10	NTU		27-MAR-21	R5416177
Anions and Nutrients							
Acidity (as CaCO3)	3.6		2.0	mg/L		29-MAR-21	R5416967
Alkalinity, Total (as CaCO3)	110		2.0	mg/L		27-MAR-21	R5416399
Unionized ammonia	<0.000021		0.000021	mg/L		05-APR-21	
Ammonia, Total (as N)	0.020	<T	0.020	mg/L		01-APR-21	R5418358
Chloride (Cl)	11.1		0.10	mg/L	29-MAR-21	29-MAR-21	R5416958
Fluoride (F)	0.047		0.020	mg/L	29-MAR-21	29-MAR-21	R5416958
Nitrate (as N)	0.080	<T	0.020	mg/L		29-MAR-21	R5416958
Nitrite (as N)	0.003	<DL	0.010	mg/L		29-MAR-21	R5416958
Total Kjeldahl Nitrogen	0.80		0.18	mg/L	01-APR-21	01-APR-21	R5418626
Orthophosphate-Dissolved (as P)	0.0200		0.0030	mg/L		31-MAR-21	R5417726
Sulfate (SO4)	11.2		0.30	mg/L		29-MAR-21	R5416958
Cyanides							
Cyanide, Weak Acid Diss	0.0004	<DL	0.0020	mg/L		30-MAR-21	R5417806
Cyanide, Total	0.0004	<DL	0.0020	mg/L		30-MAR-21	R5417806
Cyanide, Free	0.0002	<DL	0.0020	mg/L		30-MAR-21	R5417806
Organic / Inorganic Carbon							
Dissolved Organic Carbon	14.6		0.50	mg/L	29-MAR-21	01-APR-21	R5419060
Total Organic Carbon	14.7		0.50	mg/L		01-APR-21	R5419061
Total Metals							
Aluminum (Al)-Total	0.163		0.0050	mg/L		31-MAR-21	R5417643
Antimony (Sb)-Total	0.000075	<DL	0.00010	mg/L		31-MAR-21	R5417643

* Refer to Referenced Information for Qualifiers (if any) and Methodology.

ALS ENVIRONMENTAL ANALYTICAL REPORT

Sample Details/Parameters	Result	Qualifier*	D.L.	Units	Extracted	Analyzed	Batch
L2571073-9 SW21A SW 20210309 Sampled By: Client on 24-MAR-21 @ 09:45 Matrix: SW							
Total Metals							
Arsenic (As)-Total	0.000695	<T	0.00010	mg/L		31-MAR-21	R5417643
Barium (Ba)-Total	0.0201		0.00010	mg/L		31-MAR-21	R5417643
Beryllium (Be)-Total	0.000012	<DL	0.00010	mg/L		31-MAR-21	R5417643
Bismuth (Bi)-Total	0.000005	<DL	0.000050	mg/L		31-MAR-21	R5417643
Boron (B)-Total	0.014	<T	0.010	mg/L		31-MAR-21	R5417643
Cadmium (Cd)-Total	0.0000098	<T	0.0000050	mg/L		31-MAR-21	R5417643
Calcium (Ca)-Total	30.0		0.050	mg/L		31-MAR-21	R5417643
Cesium (Cs)-Total	0.0000164		0.000010	mg/L		31-MAR-21	R5417643
Chromium (Cr)-Total	0.00010	<DL	0.00050	mg/L		31-MAR-21	R5417643
Cobalt (Co)-Total	0.000300	<T	0.00010	mg/L		31-MAR-21	R5417643
Copper (Cu)-Total	0.00085	<T	0.00050	mg/L		31-MAR-21	R5417643
Iron (Fe)-Total	0.482		0.010	mg/L		31-MAR-21	R5417643
Lead (Pb)-Total	0.00016	<T	0.000050	mg/L		31-MAR-21	R5417643
Lithium (Li)-Total	0.0050	<T	0.0010	mg/L		31-MAR-21	R5417643
Magnesium (Mg)-Total	12.8		0.0050	mg/L		31-MAR-21	R5417643
Manganese (Mn)-Total	0.146		0.00050	mg/L		31-MAR-21	R5417643
Mercury (Hg)-Total	<0.000005	<W	0.000030	mg/L		31-MAR-21	R5417776
Molybdenum (Mo)-Total	0.000585	<T	0.000050	mg/L		31-MAR-21	R5417643
Nickel (Ni)-Total	0.00116	<T	0.00050	mg/L		31-MAR-21	R5417643
Phosphorus (P)-Total	0.056		0.050	mg/L		31-MAR-21	R5417643
Potassium (K)-Total	3.70		0.050	mg/L		31-MAR-21	R5417643
Rubidium (Rb)-Total	0.00259		0.00020	mg/L		31-MAR-21	R5417643
Selenium (Se)-Total	0.000096	<T	0.000050	mg/L		31-MAR-21	R5417643
Silicon (Si)-Total	3.67		0.10	mg/L		31-MAR-21	R5417643
Silver (Ag)-Total	0.0000050	<DL	0.000050	mg/L		31-MAR-21	R5417643
Sodium (Na)-Total	6.73		0.050	mg/L		31-MAR-21	R5417643
Strontium (Sr)-Total	0.0793		0.0010	mg/L		31-MAR-21	R5417643
Sulfur (S)-Total	4.80		0.50	mg/L		31-MAR-21	R5417643
Tellurium (Te)-Total	0.000025	<DL	0.00020	mg/L		31-MAR-21	R5417643
Thallium (Tl)-Total	0.000003	<DL	0.000010	mg/L		31-MAR-21	R5417643
Thorium (Th)-Total	0.000042	<DL	0.00010	mg/L		31-MAR-21	R5417643
Tin (Sn)-Total	0.00001	<DL	0.00010	mg/L		31-MAR-21	R5417643
Titanium (Ti)-Total	0.00698		0.00030	mg/L		31-MAR-21	R5417643
Tungsten (W)-Total	0.000010	<DL	0.00010	mg/L		31-MAR-21	R5417643
Uranium (U)-Total	0.000806	<T	0.000010	mg/L		31-MAR-21	R5417643
Vanadium (V)-Total	0.00086	<T	0.00050	mg/L		31-MAR-21	R5417643
Zinc (Zn)-Total	0.0016	<DL	0.0030	mg/L		31-MAR-21	R5417643
Zirconium (Zr)-Total	0.000256		0.00020	mg/L		31-MAR-21	R5417643
Dissolved Metals							
Dissolved Metals Filtration Location	LAB					30-MAR-21	R5417169
Aluminum (Al)-Dissolved	0.0042	<DL	0.0050	mg/L		30-MAR-21	R5417384

* Refer to Referenced Information for Qualifiers (if any) and Methodology.

ALS ENVIRONMENTAL ANALYTICAL REPORT

Sample Details/Parameters	Result	Qualifier*	D.L.	Units	Extracted	Analyzed	Batch
L2571073-9 SW21A SW 20210309 Sampled By: Client on 24-MAR-21 @ 09:45 Matrix: SW							
Dissolved Metals							
Antimony (Sb)-Dissolved	0.000050	<DL	0.00010	mg/L		30-MAR-21	R5417384
Arsenic (As)-Dissolved	0.000585	<T	0.00010	mg/L		30-MAR-21	R5417384
Barium (Ba)-Dissolved	0.0177		0.00010	mg/L		30-MAR-21	R5417384
Beryllium (Be)-Dissolved	0.000004	<DL	0.00010	mg/L		30-MAR-21	R5417384
Bismuth (Bi)-Dissolved	<0.000005	<W	0.000050	mg/L		30-MAR-21	R5417384
Boron (B)-Dissolved	0.012		0.010	mg/L		30-MAR-21	R5417384
Cadmium (Cd)-Dissolved	0.0000050	<T	0.0000050	mg/L		30-MAR-21	R5417384
Calcium (Ca)-Dissolved	28.1		0.050	mg/L		30-MAR-21	R5417384
Cesium (Cs)-Dissolved	0.0000004	<DL	0.000010	mg/L		30-MAR-21	R5417384
Chromium (Cr)-Dissolved	0.00008	<DL	0.00050	mg/L		30-MAR-21	R5417384
Cobalt (Co)-Dissolved	0.000134	<T	0.00010	mg/L		30-MAR-21	R5417384
Copper (Cu)-Dissolved	0.00055	<T	0.00020	mg/L		30-MAR-21	R5417384
Iron (Fe)-Dissolved	0.159		0.010	mg/L		30-MAR-21	R5417384
Lead (Pb)-Dissolved	0.00004	<DL	0.000050	mg/L		30-MAR-21	R5417384
Lithium (Li)-Dissolved	0.0040	<T	0.0010	mg/L		30-MAR-21	R5417384
Magnesium (Mg)-Dissolved	10.5		0.0050	mg/L		30-MAR-21	R5417384
Manganese (Mn)-Dissolved	0.0751		0.00050	mg/L		30-MAR-21	R5417384
Mercury (Hg)-Dissolved	<0.000005	<W	0.000030	mg/L		06-APR-21	R5419821
Molybdenum (Mo)-Dissolved	0.000590	<T	0.000050	mg/L		30-MAR-21	R5417384
Nickel (Ni)-Dissolved	0.00086	<T	0.00050	mg/L		30-MAR-21	R5417384
Phosphorus (P)-Dissolved	0.026	<DL	0.050	mg/L		30-MAR-21	R5417384
Potassium (K)-Dissolved	3.07		0.050	mg/L		30-MAR-21	R5417384
Rubidium (Rb)-Dissolved	0.00212		0.00020	mg/L		30-MAR-21	R5417384
Selenium (Se)-Dissolved	0.000076	<T	0.000050	mg/L		30-MAR-21	R5417384
Silicon (Si)-Dissolved	2.57		0.050	mg/L		30-MAR-21	R5417384
Silver (Ag)-Dissolved	0.0000005	<DL	0.000050	mg/L		30-MAR-21	R5417384
Sodium (Na)-Dissolved	5.24		0.050	mg/L		30-MAR-21	R5417384
Strontium (Sr)-Dissolved	0.0758		0.0010	mg/L		30-MAR-21	R5417384
Sulfur (S)-Dissolved	3.70		0.50	mg/L		30-MAR-21	R5417384
Tellurium (Te)-Dissolved	<0.000005	<W	0.00020	mg/L		30-MAR-21	R5417384
Thallium (Tl)-Dissolved	<0.000001	<W	0.000010	mg/L		30-MAR-21	R5417384
Thorium (Th)-Dissolved	0.000012	<DL	0.00010	mg/L		30-MAR-21	R5417384
Tin (Sn)-Dissolved	<0.00001	<W	0.00010	mg/L		30-MAR-21	R5417384
Titanium (Ti)-Dissolved	0.00032		0.00030	mg/L		30-MAR-21	R5417384
Tungsten (W)-Dissolved	<0.000002	<W	0.00010	mg/L		30-MAR-21	R5417384
Uranium (U)-Dissolved	0.000767	<T	0.000010	mg/L		30-MAR-21	R5417384
Vanadium (V)-Dissolved	0.00038	<DL	0.00050	mg/L		30-MAR-21	R5417384
Zinc (Zn)-Dissolved	0.0006	<DL	0.0010	mg/L		30-MAR-21	R5417384
Zirconium (Zr)-Dissolved	0.000152	<DL	0.00020	mg/L		30-MAR-21	R5417384
Aggregate Organics							
Biochemical Oxygen Demand	<2.0	BODF	2.0	mg/L		29-MAR-21	R5418844

* Refer to Referenced Information for Qualifiers (if any) and Methodology.

ALS ENVIRONMENTAL ANALYTICAL REPORT

Sample Details/Parameters	Result	Qualifier*	D.L.	Units	Extracted	Analyzed	Batch
L2571073-9 SW21A SW 20210309 Sampled By: Client on 24-MAR-21 @ 09:45 Matrix: SW							
Aggregate Organics							
COD	40		10	mg/L		07-APR-21	R5421104
Oil and Grease, Total	0.6	<DL	1.0	mg/L	21-APR-21	21-APR-21	R5435738
L2571073-10 SW22A SW 20210309 Sampled By: Client on 24-MAR-21 @ 09:30 Matrix: SW							
Field Tests							
Dissolved Oxygen, Client Supplied	6.54		0	mg/L		30-MAR-21	R5417310
pH, Client Supplied	6.85		0.10	pH		30-MAR-21	R5417310
Temperature, Client Supplied	2.04		0	Degree C		30-MAR-21	R5417310
Physical Tests							
Color, True	42.5		2.0	CU		27-MAR-21	R5416191
Conductivity (EC)	281		1.0	uS/cm		27-MAR-21	R5416399
Hardness (as CaCO3)	116		0.50	mg/L		31-MAR-21	
pH	7.54		0.10	pH		27-MAR-21	R5416399
Total Suspended Solids	4.0		3.0	mg/L		29-MAR-21	R5417226
Total Dissolved Solids	168		20	mg/L		29-MAR-21	R5417265
Turbidity	4.69		0.10	NTU		27-MAR-21	R5416202
Anions and Nutrients							
Acidity (as CaCO3)	3.0		2.0	mg/L		29-MAR-21	R5416967
Alkalinity, Total (as CaCO3)	114		2.0	mg/L		27-MAR-21	R5416399
Unionized ammonia	<0.000017		0.000017	mg/L		05-APR-21	
Ammonia, Total (as N)	0.018	<DL	0.020	mg/L		01-APR-21	R5418358
Chloride (Cl)	11.3		0.10	mg/L	29-MAR-21	29-MAR-21	R5416958
Fluoride (F)	0.050		0.020	mg/L	29-MAR-21	29-MAR-21	R5416958
Nitrate (as N)	0.076	<T	0.020	mg/L		29-MAR-21	R5416958
Nitrite (as N)	0.003	<DL	0.010	mg/L		29-MAR-21	R5416958
Total Kjeldahl Nitrogen	0.75		0.18	mg/L	01-APR-21	01-APR-21	R5418626
Orthophosphate-Dissolved (as P)	0.0168		0.0030	mg/L		31-MAR-21	R5417726
Sulfate (SO4)	16.4		0.30	mg/L		29-MAR-21	R5416958
Cyanides							
Cyanide, Weak Acid Diss	0.0005	<DL	0.0020	mg/L		30-MAR-21	R5417806
Cyanide, Total	0.0004	<DL	0.0020	mg/L		30-MAR-21	R5417806
Cyanide, Free	0.0002	<DL	0.0020	mg/L		30-MAR-21	R5417806
Organic / Inorganic Carbon							
Dissolved Organic Carbon	13.1		0.50	mg/L	29-MAR-21	01-APR-21	R5419060
Total Organic Carbon	14.4		0.50	mg/L		01-APR-21	R5419061
Total Metals							
Aluminum (Al)-Total	0.194		0.0050	mg/L		31-MAR-21	R5417643
Antimony (Sb)-Total	0.000115	<T	0.00010	mg/L		31-MAR-21	R5417643
Arsenic (As)-Total	0.000685	<T	0.00010	mg/L		31-MAR-21	R5417643
Barium (Ba)-Total	0.0220		0.00010	mg/L		31-MAR-21	R5417643
Beryllium (Be)-Total	0.000012	<DL	0.00010	mg/L		31-MAR-21	R5417643

* Refer to Referenced Information for Qualifiers (if any) and Methodology.

ALS ENVIRONMENTAL ANALYTICAL REPORT

Sample Details/Parameters	Result	Qualifier*	D.L.	Units	Extracted	Analyzed	Batch
L2571073-10 SW22A SW 20210309 Sampled By: Client on 24-MAR-21 @ 09:30 Matrix: SW							
Total Metals							
Bismuth (Bi)-Total	<0.000005	<W	0.000050	mg/L		31-MAR-21	R5417643
Boron (B)-Total	0.014	<T	0.010	mg/L		31-MAR-21	R5417643
Cadmium (Cd)-Total	0.0000104	<T	0.0000050	mg/L		31-MAR-21	R5417643
Calcium (Ca)-Total	32.2		0.050	mg/L		31-MAR-21	R5417643
Cesium (Cs)-Total	0.0000188		0.000010	mg/L		31-MAR-21	R5417643
Chromium (Cr)-Total	0.00016	<DL	0.00050	mg/L		31-MAR-21	R5417643
Cobalt (Co)-Total	0.000298	<T	0.00010	mg/L		31-MAR-21	R5417643
Copper (Cu)-Total	0.00100	<T	0.00050	mg/L		31-MAR-21	R5417643
Iron (Fe)-Total	0.480		0.010	mg/L		31-MAR-21	R5417643
Lead (Pb)-Total	0.00018	<T	0.000050	mg/L		31-MAR-21	R5417643
Lithium (Li)-Total	0.0054	<T	0.0010	mg/L		31-MAR-21	R5417643
Magnesium (Mg)-Total	13.3		0.0050	mg/L		31-MAR-21	R5417643
Manganese (Mn)-Total	0.135		0.00050	mg/L		31-MAR-21	R5417643
Mercury (Hg)-Total	0.000005	<DL	0.000030	mg/L		31-MAR-21	R5417776
Molybdenum (Mo)-Total	0.000615	<T	0.000050	mg/L		31-MAR-21	R5417643
Nickel (Ni)-Total	0.00118	<T	0.00050	mg/L		31-MAR-21	R5417643
Phosphorus (P)-Total	0.046	<DL	0.050	mg/L		31-MAR-21	R5417643
Potassium (K)-Total	3.78		0.050	mg/L		31-MAR-21	R5417643
Rubidium (Rb)-Total	0.00236		0.00020	mg/L		31-MAR-21	R5417643
Selenium (Se)-Total	0.000098	<T	0.000050	mg/L		31-MAR-21	R5417643
Silicon (Si)-Total	3.58		0.10	mg/L		31-MAR-21	R5417643
Silver (Ag)-Total	0.0000035	<DL	0.000050	mg/L		31-MAR-21	R5417643
Sodium (Na)-Total	7.44		0.050	mg/L		31-MAR-21	R5417643
Strontium (Sr)-Total	0.0865		0.0010	mg/L		31-MAR-21	R5417643
Sulfur (S)-Total	6.55		0.50	mg/L		31-MAR-21	R5417643
Tellurium (Te)-Total	<0.000005	<W	0.00020	mg/L		31-MAR-21	R5417643
Thallium (Tl)-Total	0.000003	<DL	0.000010	mg/L		31-MAR-21	R5417643
Thorium (Th)-Total	0.000038	<DL	0.00010	mg/L		31-MAR-21	R5417643
Tin (Sn)-Total	0.00001	<DL	0.00010	mg/L		31-MAR-21	R5417643
Titanium (Ti)-Total	0.00756		0.00030	mg/L		31-MAR-21	R5417643
Tungsten (W)-Total	0.000008	<DL	0.00010	mg/L		31-MAR-21	R5417643
Uranium (U)-Total	0.000932	<T	0.000010	mg/L		31-MAR-21	R5417643
Vanadium (V)-Total	0.00090	<T	0.00050	mg/L		31-MAR-21	R5417643
Zinc (Zn)-Total	0.0026	<DL	0.0030	mg/L		31-MAR-21	R5417643
Zirconium (Zr)-Total	0.000288		0.00020	mg/L		31-MAR-21	R5417643
Dissolved Metals							
Dissolved Metals Filtration Location	LAB					30-MAR-21	R5417169
Aluminum (Al)-Dissolved	0.0042	<DL	0.0050	mg/L		30-MAR-21	R5417384
Antimony (Sb)-Dissolved	0.000095	<DL	0.00010	mg/L		30-MAR-21	R5417384
Arsenic (As)-Dissolved	0.000570	<T	0.00010	mg/L		30-MAR-21	R5417384
Barium (Ba)-Dissolved	0.0189		0.00010	mg/L		30-MAR-21	R5417384

* Refer to Referenced Information for Qualifiers (if any) and Methodology.

ALS ENVIRONMENTAL ANALYTICAL REPORT

Sample Details/Parameters	Result	Qualifier*	D.L.	Units	Extracted	Analyzed	Batch
L2571073-10 SW22A SW 20210309 Sampled By: Client on 24-MAR-21 @ 09:30 Matrix: SW							
Dissolved Metals							
Beryllium (Be)-Dissolved	0.000004	<DL	0.00010	mg/L		30-MAR-21	R5417384
Bismuth (Bi)-Dissolved	<0.000005	<W	0.000050	mg/L		30-MAR-21	R5417384
Boron (B)-Dissolved	0.012		0.010	mg/L		30-MAR-21	R5417384
Cadmium (Cd)-Dissolved	0.0000052	<T	0.0000050	mg/L		30-MAR-21	R5417384
Calcium (Ca)-Dissolved	28.7		0.050	mg/L		30-MAR-21	R5417384
Cesium (Cs)-Dissolved	0.0000004	<DL	0.000010	mg/L		30-MAR-21	R5417384
Chromium (Cr)-Dissolved	0.00006	<DL	0.00050	mg/L		30-MAR-21	R5417384
Cobalt (Co)-Dissolved	0.000132	<T	0.00010	mg/L		30-MAR-21	R5417384
Copper (Cu)-Dissolved	0.00065	<T	0.00020	mg/L		30-MAR-21	R5417384
Iron (Fe)-Dissolved	0.147		0.010	mg/L		30-MAR-21	R5417384
Lead (Pb)-Dissolved	0.00004	<DL	0.000050	mg/L		30-MAR-21	R5417384
Lithium (Li)-Dissolved	0.0040	<T	0.0010	mg/L		30-MAR-21	R5417384
Magnesium (Mg)-Dissolved	10.7		0.0050	mg/L		30-MAR-21	R5417384
Manganese (Mn)-Dissolved	0.0645		0.00050	mg/L		30-MAR-21	R5417384
Mercury (Hg)-Dissolved	<0.000005	<W	0.000030	mg/L		06-APR-21	R5419821
Molybdenum (Mo)-Dissolved	0.000650	<T	0.000050	mg/L		30-MAR-21	R5417384
Nickel (Ni)-Dissolved	0.00088	<T	0.00050	mg/L		30-MAR-21	R5417384
Phosphorus (P)-Dissolved	0.026	<DL	0.050	mg/L		30-MAR-21	R5417384
Potassium (K)-Dissolved	3.14		0.050	mg/L		30-MAR-21	R5417384
Rubidium (Rb)-Dissolved	0.00204		0.00020	mg/L		30-MAR-21	R5417384
Selenium (Se)-Dissolved	0.000102	<T	0.000050	mg/L		30-MAR-21	R5417384
Silicon (Si)-Dissolved	2.43		0.050	mg/L		30-MAR-21	R5417384
Silver (Ag)-Dissolved	0.0000010	<DL	0.000050	mg/L		30-MAR-21	R5417384
Sodium (Na)-Dissolved	5.64		0.050	mg/L		30-MAR-21	R5417384
Strontium (Sr)-Dissolved	0.0830		0.0010	mg/L		30-MAR-21	R5417384
Sulfur (S)-Dissolved	5.10		0.50	mg/L		30-MAR-21	R5417384
Tellurium (Te)-Dissolved	<0.000005	<W	0.00020	mg/L		30-MAR-21	R5417384
Thallium (Tl)-Dissolved	<0.000001	<W	0.000010	mg/L		30-MAR-21	R5417384
Thorium (Th)-Dissolved	0.000012	<DL	0.00010	mg/L		30-MAR-21	R5417384
Tin (Sn)-Dissolved	<0.00001	<W	0.00010	mg/L		30-MAR-21	R5417384
Titanium (Ti)-Dissolved	0.00038		0.00030	mg/L		30-MAR-21	R5417384
Tungsten (W)-Dissolved	<0.000002	<W	0.00010	mg/L		30-MAR-21	R5417384
Uranium (U)-Dissolved	0.000900	<T	0.000010	mg/L		30-MAR-21	R5417384
Vanadium (V)-Dissolved	0.00034	<DL	0.00050	mg/L		30-MAR-21	R5417384
Zinc (Zn)-Dissolved	0.0012	<T	0.0010	mg/L		30-MAR-21	R5417384
Zirconium (Zr)-Dissolved	0.000164	<DL	0.00020	mg/L		30-MAR-21	R5417384
Aggregate Organics							
Biochemical Oxygen Demand	<2.0	BODF	2.0	mg/L		29-MAR-21	R5418844
COD	34		10	mg/L		07-APR-21	R5421104
Oil and Grease, Total	0.6	<DL	1.0	mg/L	21-APR-21	21-APR-21	R5435738
Radiological Parameters							

* Refer to Referenced Information for Qualifiers (if any) and Methodology.

ALS ENVIRONMENTAL ANALYTICAL REPORT

Sample Details/Parameters	Result	Qualifier*	D.L.	Units	Extracted	Analyzed	Batch
L2571073-10 SW22A SW 20210309 Sampled By: Client on 24-MAR-21 @ 09:30 Matrix: SW							
Radiological Parameters							
Ra-226	<0.010	<DL	0.010	Bq/L		03-MAY-21	R5450496
L2571073-11 SW23 SW 20210309 Sampled By: Client on 23-MAR-21 @ 10:30 Matrix: SW							
Field Tests							
Dissolved Oxygen, Client Supplied	3.77		0	mg/L		30-MAR-21	R5417310
pH, Client Supplied	7.03		0.10	pH		30-MAR-21	R5417310
Temperature, Client Supplied	.62		0	Degree C		07-APR-21	R5420550
Physical Tests							
Color, True	54.8		2.0	CU		27-MAR-21	R5416209
Conductivity (EC)	241		1.0	uS/cm		27-MAR-21	R5416399
Hardness (as CaCO3)	111		0.50	mg/L		31-MAR-21	
pH	7.52		0.10	pH		27-MAR-21	R5416399
Total Suspended Solids	7.5		3.0	mg/L		29-MAR-21	R5417226
Total Dissolved Solids	142		20	mg/L		29-MAR-21	R5417265
Turbidity	8.80		0.10	NTU		27-MAR-21	R5416202
Anions and Nutrients							
Acidity (as CaCO3)	2.0		2.0	mg/L		29-MAR-21	R5416967
Alkalinity, Total (as CaCO3)	106		2.0	mg/L		27-MAR-21	R5416399
Unionized ammonia	0.000050		0.000020	mg/L		05-APR-21	
Ammonia, Total (as N)	0.050	<T	0.020	mg/L		01-APR-21	R5418358
Chloride (Cl)	7.59		0.10	mg/L	29-MAR-21	29-MAR-21	R5416958
Fluoride (F)	0.043		0.020	mg/L	29-MAR-21	29-MAR-21	R5416958
Nitrate (as N)	0.170	<T	0.020	mg/L		29-MAR-21	R5416958
Nitrite (as N)	0.004	<DL	0.010	mg/L		29-MAR-21	R5416958
Total Kjeldahl Nitrogen	0.85		0.18	mg/L	01-APR-21	01-APR-21	R5418626
Orthophosphate-Dissolved (as P)	0.0158	PEHT	0.0030	mg/L		31-MAR-21	R5417726
Sulfate (SO4)	10.5		0.30	mg/L		29-MAR-21	R5416958
Cyanides							
Cyanide, Weak Acid Diss	0.0005	<DL	0.0020	mg/L		30-MAR-21	R5417806
Cyanide, Total	0.0006	<DL	0.0020	mg/L		30-MAR-21	R5417806
Cyanide, Free	0.0003	<DL	0.0020	mg/L		30-MAR-21	R5417806
Organic / Inorganic Carbon							
Dissolved Organic Carbon	14.0		0.50	mg/L	29-MAR-21	01-APR-21	R5419060
Total Organic Carbon	15.4		0.50	mg/L		01-APR-21	R5419061
Total Metals							
Aluminum (Al)-Total	0.315		0.0050	mg/L		31-MAR-21	R5417643
Antimony (Sb)-Total	0.000100	<T	0.00010	mg/L		31-MAR-21	R5417643
Arsenic (As)-Total	0.000780	<T	0.00010	mg/L		31-MAR-21	R5417643
Barium (Ba)-Total	0.0188		0.00010	mg/L		31-MAR-21	R5417643
Beryllium (Be)-Total	0.000016	<DL	0.00010	mg/L		31-MAR-21	R5417643
Bismuth (Bi)-Total	0.000005	<DL	0.000050	mg/L		31-MAR-21	R5417643

* Refer to Referenced Information for Qualifiers (if any) and Methodology.

ALS ENVIRONMENTAL ANALYTICAL REPORT

Sample Details/Parameters	Result	Qualifier*	D.L.	Units	Extracted	Analyzed	Batch
L2571073-11 SW23 SW 20210309 Sampled By: Client on 23-MAR-21 @ 10:30 Matrix: SW							
Total Metals							
Boron (B)-Total	0.012	<T	0.010	mg/L		31-MAR-21	R5417643
Cadmium (Cd)-Total	0.0000124	<T	0.0000050	mg/L		31-MAR-21	R5417643
Calcium (Ca)-Total	29.4		0.050	mg/L		31-MAR-21	R5417643
Cesium (Cs)-Total	0.0000342		0.000010	mg/L		31-MAR-21	R5417643
Chromium (Cr)-Total	0.00044	<DL	0.00050	mg/L		31-MAR-21	R5417643
Cobalt (Co)-Total	0.000378	<T	0.00010	mg/L		31-MAR-21	R5417643
Copper (Cu)-Total	0.00115	<T	0.00050	mg/L		31-MAR-21	R5417643
Iron (Fe)-Total	0.689		0.010	mg/L		31-MAR-21	R5417643
Lead (Pb)-Total	0.00026	<T	0.000050	mg/L		31-MAR-21	R5417643
Lithium (Li)-Total	0.0048	<T	0.0010	mg/L		31-MAR-21	R5417643
Magnesium (Mg)-Total	11.5		0.0050	mg/L		31-MAR-21	R5417643
Manganese (Mn)-Total	0.142		0.00050	mg/L		31-MAR-21	R5417643
Mercury (Hg)-Total	0.000005	<DL	0.000030	mg/L		31-MAR-21	R5417776
Molybdenum (Mo)-Total	0.000520	<T	0.000050	mg/L		31-MAR-21	R5417643
Nickel (Ni)-Total	0.00130	<T	0.00050	mg/L		31-MAR-21	R5417643
Phosphorus (P)-Total	0.052		0.050	mg/L		31-MAR-21	R5417643
Potassium (K)-Total	3.17		0.050	mg/L		31-MAR-21	R5417643
Rubidium (Rb)-Total	0.00247		0.00020	mg/L		31-MAR-21	R5417643
Selenium (Se)-Total	0.000108	<T	0.000050	mg/L		31-MAR-21	R5417643
Silicon (Si)-Total	3.69		0.10	mg/L		31-MAR-21	R5417643
Silver (Ag)-Total	0.0000025	<DL	0.000050	mg/L		31-MAR-21	R5417643
Sodium (Na)-Total	4.90		0.050	mg/L		31-MAR-21	R5417643
Strontium (Sr)-Total	0.0665		0.0010	mg/L		31-MAR-21	R5417643
Sulfur (S)-Total	4.05		0.50	mg/L		31-MAR-21	R5417643
Tellurium (Te)-Total	<0.000005	<W	0.00020	mg/L		31-MAR-21	R5417643
Thallium (Tl)-Total	0.000005	<DL	0.000010	mg/L		31-MAR-21	R5417643
Thorium (Th)-Total	0.000068	<DL	0.00010	mg/L		31-MAR-21	R5417643
Tin (Sn)-Total	0.00003	<DL	0.00010	mg/L		31-MAR-21	R5417643
Titanium (Ti)-Total	0.0114		0.00030	mg/L		31-MAR-21	R5417643
Tungsten (W)-Total	0.000008	<DL	0.00010	mg/L		31-MAR-21	R5417643
Uranium (U)-Total	0.000754	<T	0.000010	mg/L		31-MAR-21	R5417643
Vanadium (V)-Total	0.00126	<T	0.00050	mg/L		31-MAR-21	R5417643
Zinc (Zn)-Total	0.0026	<DL	0.0030	mg/L		31-MAR-21	R5417643
Zirconium (Zr)-Total	0.000412		0.00020	mg/L		31-MAR-21	R5417643
Dissolved Metals							
Dissolved Metals Filtration Location	LAB					30-MAR-21	R5417169
Aluminum (Al)-Dissolved	0.0098	<T	0.0050	mg/L		30-MAR-21	R5417384
Antimony (Sb)-Dissolved	0.000085	<DL	0.00010	mg/L		30-MAR-21	R5417384
Arsenic (As)-Dissolved	0.000600	<T	0.00010	mg/L		30-MAR-21	R5417384
Barium (Ba)-Dissolved	0.0173		0.00010	mg/L		30-MAR-21	R5417384
Beryllium (Be)-Dissolved	0.000004	<DL	0.00010	mg/L		30-MAR-21	R5417384

* Refer to Referenced Information for Qualifiers (if any) and Methodology.

ALS ENVIRONMENTAL ANALYTICAL REPORT

Sample Details/Parameters	Result	Qualifier*	D.L.	Units	Extracted	Analyzed	Batch
L2571073-11 SW23 SW 20210309 Sampled By: Client on 23-MAR-21 @ 10:30 Matrix: SW							
Dissolved Metals							
Bismuth (Bi)-Dissolved	<0.000005	<W	0.000050	mg/L		30-MAR-21	R5417384
Boron (B)-Dissolved	0.012		0.010	mg/L		30-MAR-21	R5417384
Cadmium (Cd)-Dissolved	0.0000052	<T	0.0000050	mg/L		30-MAR-21	R5417384
Calcium (Ca)-Dissolved	27.4		0.050	mg/L		30-MAR-21	R5417384
Cesium (Cs)-Dissolved	0.0000008	<DL	0.000010	mg/L		30-MAR-21	R5417384
Chromium (Cr)-Dissolved	0.00008	<DL	0.00050	mg/L		30-MAR-21	R5417384
Cobalt (Co)-Dissolved	0.000154	<T	0.00010	mg/L		30-MAR-21	R5417384
Copper (Cu)-Dissolved	0.00075	<T	0.00020	mg/L		30-MAR-21	R5417384
Iron (Fe)-Dissolved	0.218		0.010	mg/L		30-MAR-21	R5417384
Lead (Pb)-Dissolved	0.00006	<T	0.000050	mg/L		30-MAR-21	R5417384
Lithium (Li)-Dissolved	0.0036	<T	0.0010	mg/L		30-MAR-21	R5417384
Magnesium (Mg)-Dissolved	10.4		0.0050	mg/L		30-MAR-21	R5417384
Manganese (Mn)-Dissolved	0.0706		0.00050	mg/L		30-MAR-21	R5417384
Mercury (Hg)-Dissolved	<0.000005	<W	0.000030	mg/L		06-APR-21	R5419821
Molybdenum (Mo)-Dissolved	0.000560	<T	0.000050	mg/L		30-MAR-21	R5417384
Nickel (Ni)-Dissolved	0.00094	<T	0.00050	mg/L		30-MAR-21	R5417384
Phosphorus (P)-Dissolved	0.028	<DL	0.050	mg/L		30-MAR-21	R5417384
Potassium (K)-Dissolved	3.06		0.050	mg/L		30-MAR-21	R5417384
Rubidium (Rb)-Dissolved	0.00199		0.00020	mg/L		30-MAR-21	R5417384
Selenium (Se)-Dissolved	0.000110	<T	0.000050	mg/L		30-MAR-21	R5417384
Silicon (Si)-Dissolved	2.92		0.050	mg/L		30-MAR-21	R5417384
Silver (Ag)-Dissolved	0.0000010	<DL	0.000050	mg/L		30-MAR-21	R5417384
Sodium (Na)-Dissolved	4.48		0.050	mg/L		30-MAR-21	R5417384
Strontium (Sr)-Dissolved	0.0670		0.0010	mg/L		30-MAR-21	R5417384
Sulfur (S)-Dissolved	4.15		0.50	mg/L		30-MAR-21	R5417384
Tellurium (Te)-Dissolved	<0.000005	<W	0.00020	mg/L		30-MAR-21	R5417384
Thallium (Tl)-Dissolved	0.000002	<DL	0.000010	mg/L		30-MAR-21	R5417384
Thorium (Th)-Dissolved	0.000020	<DL	0.00010	mg/L		30-MAR-21	R5417384
Tin (Sn)-Dissolved	<0.00001	<W	0.00010	mg/L		30-MAR-21	R5417384
Titanium (Ti)-Dissolved	0.00070		0.00030	mg/L		30-MAR-21	R5417384
Tungsten (W)-Dissolved	<0.000002	<W	0.00010	mg/L		30-MAR-21	R5417384
Uranium (U)-Dissolved	0.000692	<T	0.000010	mg/L		30-MAR-21	R5417384
Vanadium (V)-Dissolved	0.00044	<DL	0.00050	mg/L		30-MAR-21	R5417384
Zinc (Zn)-Dissolved	0.0006	<DL	0.0010	mg/L		30-MAR-21	R5417384
Zirconium (Zr)-Dissolved	0.000216	<T	0.00020	mg/L		30-MAR-21	R5417384
Aggregate Organics							
Biochemical Oxygen Demand	<2.0		2.0	mg/L		27-MAR-21	R5418461
COD	39		10	mg/L		02-APR-21	R5418680
Oil and Grease, Total	0.6	<DL	1.0	mg/L	20-APR-21	20-APR-21	R5433540
Radiological Parameters							
Ra-226	N.R	NDLA	0.010	Bq/L		05-MAY-21	R5450523

* Refer to Referenced Information for Qualifiers (if any) and Methodology.

ALS ENVIRONMENTAL ANALYTICAL REPORT

Sample Details/Parameters	Result	Qualifier*	D.L.	Units	Extracted	Analyzed	Batch
L2571073-12 SW24 SW 20210309 Sampled By: Client on 23-MAR-21 @ 10:15 Matrix: SW							
Field Tests							
Dissolved Oxygen, Client Supplied	3.2		0	mg/L		30-MAR-21	R5417310
pH, Client Supplied	6.74		0.10	pH		30-MAR-21	R5417310
Temperature, Client Supplied	.49		0	Degree C		30-MAR-21	R5417310
Physical Tests							
Color, True	55.8		2.0	CU		27-MAR-21	R5416209
Conductivity (EC)	243		1.0	uS/cm		27-MAR-21	R5416399
Hardness (as CaCO3)	111		0.50	mg/L		31-MAR-21	
pH	7.67		0.10	pH		27-MAR-21	R5416399
Total Suspended Solids	6.5		3.0	mg/L		29-MAR-21	R5417226
Total Dissolved Solids	152		20	mg/L		29-MAR-21	R5417265
Turbidity	8.97		0.10	NTU		27-MAR-21	R5416202
Anions and Nutrients							
Acidity (as CaCO3)	3.2		2.0	mg/L		29-MAR-21	R5416967
Alkalinity, Total (as CaCO3)	106		2.0	mg/L		27-MAR-21	R5416399
Unionized ammonia	0.000028		0.000011	mg/L		05-APR-21	
Ammonia, Total (as N)	0.050	<T	0.020	mg/L		01-APR-21	R5418358
Chloride (Cl)	7.79		0.10	mg/L	29-MAR-21	29-MAR-21	R5416958
Fluoride (F)	0.042		0.020	mg/L	29-MAR-21	29-MAR-21	R5416958
Nitrate (as N)	0.188	<T	0.020	mg/L		29-MAR-21	R5416958
Nitrite (as N)	0.004	<DL	0.010	mg/L		29-MAR-21	R5416958
Total Kjeldahl Nitrogen	0.80		0.18	mg/L	01-APR-21	01-APR-21	R5418626
Orthophosphate-Dissolved (as P)	0.0159	PEHT	0.0030	mg/L		31-MAR-21	R5417726
Sulfate (SO4)	10.9		0.30	mg/L		29-MAR-21	R5416958
Cyanides							
Cyanide, Weak Acid Diss	0.0005	<DL	0.0020	mg/L		30-MAR-21	R5417806
Cyanide, Total	0.0010	<DL	0.0020	mg/L		30-MAR-21	R5417806
Cyanide, Free	0.0004	<DL	0.0020	mg/L		30-MAR-21	R5417806
Organic / Inorganic Carbon							
Dissolved Organic Carbon	15.4		0.50	mg/L	29-MAR-21	01-APR-21	R5419060
Total Organic Carbon	15.5		0.50	mg/L		01-APR-21	R5419061
Total Metals							
Aluminum (Al)-Total	0.275		0.0050	mg/L		31-MAR-21	R5417643
Antimony (Sb)-Total	0.000100	<T	0.00010	mg/L		31-MAR-21	R5417643
Arsenic (As)-Total	0.000780	<T	0.00010	mg/L		31-MAR-21	R5417643
Barium (Ba)-Total	0.0190		0.00010	mg/L		31-MAR-21	R5417643
Beryllium (Be)-Total	0.000016	<DL	0.00010	mg/L		31-MAR-21	R5417643
Bismuth (Bi)-Total	0.000005	<DL	0.000050	mg/L		31-MAR-21	R5417643
Boron (B)-Total	0.012	<T	0.010	mg/L		31-MAR-21	R5417643
Cadmium (Cd)-Total	0.0000116	<T	0.0000050	mg/L		31-MAR-21	R5417643
Calcium (Ca)-Total	29.1		0.050	mg/L		31-MAR-21	R5417643
Cesium (Cs)-Total	0.0000290		0.000010	mg/L		31-MAR-21	R5417643
Chromium (Cr)-Total	0.00032	<DL	0.00050	mg/L		31-MAR-21	R5417643

* Refer to Referenced Information for Qualifiers (if any) and Methodology.

ALS ENVIRONMENTAL ANALYTICAL REPORT

Sample Details/Parameters	Result	Qualifier*	D.L.	Units	Extracted	Analyzed	Batch
L2571073-12 SW24 SW 20210309 Sampled By: Client on 23-MAR-21 @ 10:15 Matrix: SW							
Total Metals							
Cobalt (Co)-Total	0.000382	<T	0.00010	mg/L		31-MAR-21	R5417643
Copper (Cu)-Total	0.00120	<T	0.00050	mg/L		31-MAR-21	R5417643
Iron (Fe)-Total	0.634		0.010	mg/L		31-MAR-21	R5417643
Lead (Pb)-Total	0.00026	<T	0.000050	mg/L		31-MAR-21	R5417643
Lithium (Li)-Total	0.0046	<T	0.0010	mg/L		31-MAR-21	R5417643
Magnesium (Mg)-Total	11.4		0.0050	mg/L		31-MAR-21	R5417643
Manganese (Mn)-Total	0.149		0.00050	mg/L		31-MAR-21	R5417643
Mercury (Hg)-Total	0.000005	<DL	0.000030	mg/L		31-MAR-21	R5417776
Molybdenum (Mo)-Total	0.000500	<T	0.000050	mg/L		31-MAR-21	R5417643
Nickel (Ni)-Total	0.00134	<T	0.00050	mg/L		31-MAR-21	R5417643
Phosphorus (P)-Total	0.044	<DL	0.050	mg/L		31-MAR-21	R5417643
Potassium (K)-Total	3.14		0.050	mg/L		31-MAR-21	R5417643
Rubidium (Rb)-Total	0.00250		0.00020	mg/L		31-MAR-21	R5417643
Selenium (Se)-Total	0.000106	<T	0.000050	mg/L		31-MAR-21	R5417643
Silicon (Si)-Total	3.53		0.10	mg/L		31-MAR-21	R5417643
Silver (Ag)-Total	0.0000020	<DL	0.000050	mg/L		31-MAR-21	R5417643
Sodium (Na)-Total	5.00		0.050	mg/L		31-MAR-21	R5417643
Strontium (Sr)-Total	0.0672		0.0010	mg/L		31-MAR-21	R5417643
Sulfur (S)-Total	4.10		0.50	mg/L		31-MAR-21	R5417643
Tellurium (Te)-Total	<0.000005	<W	0.00020	mg/L		31-MAR-21	R5417643
Thallium (Tl)-Total	0.000004	<DL	0.000010	mg/L		31-MAR-21	R5417643
Thorium (Th)-Total	0.000062	<DL	0.00010	mg/L		31-MAR-21	R5417643
Tin (Sn)-Total	0.00002	<DL	0.00010	mg/L		31-MAR-21	R5417643
Titanium (Ti)-Total	0.00952		0.00030	mg/L		31-MAR-21	R5417643
Tungsten (W)-Total	0.000006	<DL	0.00010	mg/L		31-MAR-21	R5417643
Uranium (U)-Total	0.000750	<T	0.000010	mg/L		31-MAR-21	R5417643
Vanadium (V)-Total	0.00116	<T	0.00050	mg/L		31-MAR-21	R5417643
Zinc (Zn)-Total	0.0026	<DL	0.0030	mg/L		31-MAR-21	R5417643
Zirconium (Zr)-Total	0.000356		0.00020	mg/L		31-MAR-21	R5417643
Dissolved Metals							
Dissolved Metals Filtration Location	LAB					30-MAR-21	R5417169
Aluminum (Al)-Dissolved	0.0102	<T	0.0050	mg/L		30-MAR-21	R5417384
Antimony (Sb)-Dissolved	0.000090	<DL	0.00010	mg/L		30-MAR-21	R5417384
Arsenic (As)-Dissolved	0.000650	<T	0.00010	mg/L		30-MAR-21	R5417384
Barium (Ba)-Dissolved	0.0170		0.00010	mg/L		30-MAR-21	R5417384
Beryllium (Be)-Dissolved	0.000006	<DL	0.00010	mg/L		30-MAR-21	R5417384
Bismuth (Bi)-Dissolved	<0.000005	<W	0.000050	mg/L		30-MAR-21	R5417384
Boron (B)-Dissolved	0.012		0.010	mg/L		30-MAR-21	R5417384
Cadmium (Cd)-Dissolved	0.0000056	<T	0.0000050	mg/L		30-MAR-21	R5417384
Calcium (Ca)-Dissolved	27.1		0.050	mg/L		30-MAR-21	R5417384
Cesium (Cs)-Dissolved	0.0000008	<DL	0.000010	mg/L		30-MAR-21	R5417384

* Refer to Referenced Information for Qualifiers (if any) and Methodology.

ALS ENVIRONMENTAL ANALYTICAL REPORT

Sample Details/Parameters	Result	Qualifier*	D.L.	Units	Extracted	Analyzed	Batch
L2571073-12 SW24 SW 20210309 Sampled By: Client on 23-MAR-21 @ 10:15 Matrix: SW							
Dissolved Metals							
Chromium (Cr)-Dissolved	0.00008	<DL	0.00050	mg/L		30-MAR-21	R5417384
Cobalt (Co)-Dissolved	0.000162	<T	0.00010	mg/L		30-MAR-21	R5417384
Copper (Cu)-Dissolved	0.00080	<T	0.00020	mg/L		30-MAR-21	R5417384
Iron (Fe)-Dissolved	0.223		0.010	mg/L		30-MAR-21	R5417384
Lead (Pb)-Dissolved	0.00006	<T	0.000050	mg/L		30-MAR-21	R5417384
Lithium (Li)-Dissolved	0.0038	<T	0.0010	mg/L		30-MAR-21	R5417384
Magnesium (Mg)-Dissolved	10.7		0.0050	mg/L		30-MAR-21	R5417384
Manganese (Mn)-Dissolved	0.0713		0.00050	mg/L		30-MAR-21	R5417384
Mercury (Hg)-Dissolved	<0.000005	<W	0.000030	mg/L		06-APR-21	R5419821
Molybdenum (Mo)-Dissolved	0.000545	<T	0.000050	mg/L		30-MAR-21	R5417384
Nickel (Ni)-Dissolved	0.00090	<T	0.00050	mg/L		30-MAR-21	R5417384
Phosphorus (P)-Dissolved	0.030	<DL	0.050	mg/L		30-MAR-21	R5417384
Potassium (K)-Dissolved	3.09		0.050	mg/L		30-MAR-21	R5417384
Rubidium (Rb)-Dissolved	0.00187		0.00020	mg/L		30-MAR-21	R5417384
Selenium (Se)-Dissolved	0.000092	<T	0.000050	mg/L		30-MAR-21	R5417384
Silicon (Si)-Dissolved	3.05		0.050	mg/L		30-MAR-21	R5417384
Silver (Ag)-Dissolved	0.0000010	<DL	0.000050	mg/L		30-MAR-21	R5417384
Sodium (Na)-Dissolved	4.43		0.050	mg/L		30-MAR-21	R5417384
Strontium (Sr)-Dissolved	0.0640		0.0010	mg/L		30-MAR-21	R5417384
Sulfur (S)-Dissolved	4.25		0.50	mg/L		30-MAR-21	R5417384
Tellurium (Te)-Dissolved	<0.000005	<W	0.00020	mg/L		30-MAR-21	R5417384
Thallium (Tl)-Dissolved	0.000002	<DL	0.000010	mg/L		30-MAR-21	R5417384
Thorium (Th)-Dissolved	0.000018	<DL	0.00010	mg/L		30-MAR-21	R5417384
Tin (Sn)-Dissolved	<0.00001	<W	0.00010	mg/L		30-MAR-21	R5417384
Titanium (Ti)-Dissolved	0.00074		0.00030	mg/L		30-MAR-21	R5417384
Tungsten (W)-Dissolved	<0.000002	<W	0.00010	mg/L		30-MAR-21	R5417384
Uranium (U)-Dissolved	0.000703	<T	0.000010	mg/L		30-MAR-21	R5417384
Vanadium (V)-Dissolved	0.00044	<DL	0.00050	mg/L		30-MAR-21	R5417384
Zinc (Zn)-Dissolved	0.0008	<DL	0.0010	mg/L		30-MAR-21	R5417384
Zirconium (Zr)-Dissolved	0.000216	<T	0.00020	mg/L		30-MAR-21	R5417384
Aggregate Organics							
Biochemical Oxygen Demand	<2.0	BODF	2.0	mg/L		29-MAR-21	R5418844
COD	42		10	mg/L		02-APR-21	R5418680
Oil and Grease, Total	<0.2	<W	1.0	mg/L	20-APR-21	20-APR-21	R5433540
Radiological Parameters							
Ra-226	<0.010	<DL	0.010	Bq/L		03-MAY-21	R5450496
L2571073-13 SW25 SW 20210309 Sampled By: Client on 23-MAR-21 @ 15:00 Matrix: SW							
Field Tests							
Dissolved Oxygen, Client Supplied	6.33		0	mg/L		30-MAR-21	R5417310
pH, Client Supplied	7.42		0.10	pH		30-MAR-21	R5417310

* Refer to Referenced Information for Qualifiers (if any) and Methodology.

ALS ENVIRONMENTAL ANALYTICAL REPORT

Sample Details/Parameters	Result	Qualifier*	D.L.	Units	Extracted	Analyzed	Batch
L2571073-13 SW25 SW 20210309 Sampled By: Client on 23-MAR-21 @ 15:00 Matrix: SW							
Field Tests							
Temperature, Client Supplied	6.43		0	Degree C		30-MAR-21	R5417310
Physical Tests							
Color, True	37.8		2.0	CU		27-MAR-21	R5416191
Conductivity (EC)	260		1.0	uS/cm		27-MAR-21	R5416399
Hardness (as CaCO3)	125		0.50	mg/L		31-MAR-21	
pH	7.88		0.10	pH		27-MAR-21	R5416399
Total Suspended Solids	2.0	<DL	3.0	mg/L		29-MAR-21	R5417226
Total Dissolved Solids	156		20	mg/L		29-MAR-21	R5417265
Turbidity	4.98		0.10	NTU		27-MAR-21	R5416177
Anions and Nutrients							
Acidity (as CaCO3)	1.2	<DL	2.0	mg/L		29-MAR-21	R5416967
Alkalinity, Total (as CaCO3)	112		2.0	mg/L		27-MAR-21	R5416399
Unionized ammonia	<0.000089		0.000089	mg/L		05-APR-21	
Ammonia, Total (as N)	0.004	<DL	0.020	mg/L		01-APR-21	R5418358
Chloride (Cl)	11.5		0.10	mg/L	29-MAR-21	29-MAR-21	R5416958
Fluoride (F)	0.065		0.020	mg/L	29-MAR-21	29-MAR-21	R5416958
Nitrate (as N)	0.006	<DL	0.020	mg/L		29-MAR-21	R5416958
Nitrite (as N)	0.001	<DL	0.010	mg/L		29-MAR-21	R5416958
Total Kjeldahl Nitrogen	0.70		0.18	mg/L	01-APR-21	01-APR-21	R5418626
Orthophosphate-Dissolved (as P)	<0.0030	PEHT	0.0030	mg/L		31-MAR-21	R5417726
Sulfate (SO4)	8.00		0.30	mg/L		29-MAR-21	R5416958
Cyanides							
Cyanide, Weak Acid Diss	0.0003	<DL	0.0020	mg/L		30-MAR-21	R5417806
Cyanide, Total	0.0004	<DL	0.0020	mg/L		30-MAR-21	R5417806
Cyanide, Free	0.0002	<DL	0.0020	mg/L		30-MAR-21	R5417806
Organic / Inorganic Carbon							
Dissolved Organic Carbon	14.8		0.50	mg/L	29-MAR-21	01-APR-21	R5419060
Total Organic Carbon	13.8		0.50	mg/L		01-APR-21	R5419061
Total Metals							
Aluminum (Al)-Total	0.244		0.0050	mg/L		31-MAR-21	R5417643
Antimony (Sb)-Total	0.000100	<T	0.00010	mg/L		31-MAR-21	R5417643
Arsenic (As)-Total	0.000635	<T	0.00010	mg/L		31-MAR-21	R5417643
Barium (Ba)-Total	0.0190		0.00010	mg/L		31-MAR-21	R5417643
Beryllium (Be)-Total	0.000010	<DL	0.00010	mg/L		31-MAR-21	R5417643
Bismuth (Bi)-Total	0.000005	<DL	0.000050	mg/L		31-MAR-21	R5417643
Boron (B)-Total	0.008	<DL	0.010	mg/L		31-MAR-21	R5417643
Cadmium (Cd)-Total	0.0000098	<T	0.0000050	mg/L		31-MAR-21	R5417643
Calcium (Ca)-Total	33.7		0.050	mg/L		31-MAR-21	R5417643
Cesium (Cs)-Total	0.0000254		0.000010	mg/L		31-MAR-21	R5417643
Chromium (Cr)-Total	0.00024	<DL	0.00050	mg/L		31-MAR-21	R5417643
Cobalt (Co)-Total	0.000202	<T	0.00010	mg/L		31-MAR-21	R5417643
Copper (Cu)-Total	0.00155	<T	0.00050	mg/L		31-MAR-21	R5417643

* Refer to Referenced Information for Qualifiers (if any) and Methodology.

ALS ENVIRONMENTAL ANALYTICAL REPORT

Sample Details/Parameters	Result	Qualifier*	D.L.	Units	Extracted	Analyzed	Batch
L2571073-13 SW25 SW 20210309 Sampled By: Client on 23-MAR-21 @ 15:00 Matrix: SW							
Total Metals							
Iron (Fe)-Total	0.271		0.010	mg/L		31-MAR-21	R5417643
Lead (Pb)-Total	0.00026	<T	0.000050	mg/L		31-MAR-21	R5417643
Lithium (Li)-Total	0.0036	<T	0.0010	mg/L		31-MAR-21	R5417643
Magnesium (Mg)-Total	11.8		0.0050	mg/L		31-MAR-21	R5417643
Manganese (Mn)-Total	0.0506		0.00050	mg/L		31-MAR-21	R5417643
Mercury (Hg)-Total	0.000005	<DL	0.000030	mg/L		31-MAR-21	R5417776
Molybdenum (Mo)-Total	0.000595	<T	0.000050	mg/L		31-MAR-21	R5417643
Nickel (Ni)-Total	0.00112	<T	0.00050	mg/L		31-MAR-21	R5417643
Phosphorus (P)-Total	0.028	<DL	0.050	mg/L		31-MAR-21	R5417643
Potassium (K)-Total	1.75		0.050	mg/L		31-MAR-21	R5417643
Rubidium (Rb)-Total	0.00141		0.00020	mg/L		31-MAR-21	R5417643
Selenium (Se)-Total	0.000126	<T	0.000050	mg/L		31-MAR-21	R5417643
Silicon (Si)-Total	2.82		0.10	mg/L		31-MAR-21	R5417643
Silver (Ag)-Total	0.0000045	<DL	0.000050	mg/L		31-MAR-21	R5417643
Sodium (Na)-Total	5.08		0.050	mg/L		31-MAR-21	R5417643
Strontium (Sr)-Total	0.0702		0.0010	mg/L		31-MAR-21	R5417643
Sulfur (S)-Total	3.25		0.50	mg/L		31-MAR-21	R5417643
Tellurium (Te)-Total	0.000010	<DL	0.00020	mg/L		31-MAR-21	R5417643
Thallium (Tl)-Total	0.000004	<DL	0.000010	mg/L		31-MAR-21	R5417643
Thorium (Th)-Total	0.000044	<DL	0.00010	mg/L		31-MAR-21	R5417643
Tin (Sn)-Total	0.00003	<DL	0.00010	mg/L		31-MAR-21	R5417643
Titanium (Ti)-Total	0.00708		0.00030	mg/L		31-MAR-21	R5417643
Tungsten (W)-Total	0.000008	<DL	0.00010	mg/L		31-MAR-21	R5417643
Uranium (U)-Total	0.00123	<T	0.000010	mg/L		31-MAR-21	R5417643
Vanadium (V)-Total	0.00090	<T	0.00050	mg/L		31-MAR-21	R5417643
Zinc (Zn)-Total	0.0054	<T	0.0030	mg/L		31-MAR-21	R5417643
Zirconium (Zr)-Total	0.000288		0.00020	mg/L		31-MAR-21	R5417643
Dissolved Metals							
Dissolved Metals Filtration Location	LAB					30-MAR-21	R5417169
Aluminum (Al)-Dissolved	0.0090	<T	0.0050	mg/L		30-MAR-21	R5417384
Antimony (Sb)-Dissolved	0.000090	<DL	0.00010	mg/L		30-MAR-21	R5417384
Arsenic (As)-Dissolved	0.000560	<T	0.00010	mg/L		30-MAR-21	R5417384
Barium (Ba)-Dissolved	0.0176		0.00010	mg/L		30-MAR-21	R5417384
Beryllium (Be)-Dissolved	0.000004	<DL	0.00010	mg/L		30-MAR-21	R5417384
Bismuth (Bi)-Dissolved	<0.000005	<W	0.000050	mg/L		30-MAR-21	R5417384
Boron (B)-Dissolved	0.008	<DL	0.010	mg/L		30-MAR-21	R5417384
Cadmium (Cd)-Dissolved	0.0000024	<DL	0.0000050	mg/L		30-MAR-21	R5417384
Calcium (Ca)-Dissolved	32.9		0.050	mg/L		30-MAR-21	R5417384
Cesium (Cs)-Dissolved	0.0000016	<DL	0.000010	mg/L		30-MAR-21	R5417384
Chromium (Cr)-Dissolved	0.00010	<DL	0.00050	mg/L		30-MAR-21	R5417384
Cobalt (Co)-Dissolved	0.000074	<DL	0.00010	mg/L		30-MAR-21	R5417384

* Refer to Referenced Information for Qualifiers (if any) and Methodology.

ALS ENVIRONMENTAL ANALYTICAL REPORT

Sample Details/Parameters	Result	Qualifier*	D.L.	Units	Extracted	Analyzed	Batch
L2571073-13 SW25 SW 20210309 Sampled By: Client on 23-MAR-21 @ 15:00 Matrix: SW							
Dissolved Metals							
Copper (Cu)-Dissolved	0.00105	<T	0.00020	mg/L		30-MAR-21	R5417384
Iron (Fe)-Dissolved	0.050		0.010	mg/L		30-MAR-21	R5417384
Lead (Pb)-Dissolved	0.00006	<T	0.000050	mg/L		30-MAR-21	R5417384
Lithium (Li)-Dissolved	0.0030	<T	0.0010	mg/L		30-MAR-21	R5417384
Magnesium (Mg)-Dissolved	10.4		0.0050	mg/L		30-MAR-21	R5417384
Manganese (Mn)-Dissolved	0.00242		0.00050	mg/L		30-MAR-21	R5417384
Mercury (Hg)-Dissolved	<0.000005	<W	0.000030	mg/L		06-APR-21	R5419821
Molybdenum (Mo)-Dissolved	0.000650	<T	0.000050	mg/L		30-MAR-21	R5417384
Nickel (Ni)-Dissolved	0.00088	<T	0.00050	mg/L		30-MAR-21	R5417384
Phosphorus (P)-Dissolved	0.014	<DL	0.050	mg/L		30-MAR-21	R5417384
Potassium (K)-Dissolved	1.57		0.050	mg/L		30-MAR-21	R5417384
Rubidium (Rb)-Dissolved	0.000816		0.00020	mg/L		30-MAR-21	R5417384
Selenium (Se)-Dissolved	0.000130	<T	0.000050	mg/L		30-MAR-21	R5417384
Silicon (Si)-Dissolved	2.24		0.050	mg/L		30-MAR-21	R5417384
Silver (Ag)-Dissolved	0.0000005	<DL	0.000050	mg/L		30-MAR-21	R5417384
Sodium (Na)-Dissolved	4.54		0.050	mg/L		30-MAR-21	R5417384
Strontium (Sr)-Dissolved	0.0711		0.0010	mg/L		30-MAR-21	R5417384
Sulfur (S)-Dissolved	3.20		0.50	mg/L		30-MAR-21	R5417384
Tellurium (Te)-Dissolved	0.000015	<DL	0.00020	mg/L		30-MAR-21	R5417384
Thallium (Tl)-Dissolved	0.000001	<DL	0.000010	mg/L		30-MAR-21	R5417384
Thorium (Th)-Dissolved	0.000018	<DL	0.00010	mg/L		30-MAR-21	R5417384
Tin (Sn)-Dissolved	<0.00001	<W	0.00010	mg/L		30-MAR-21	R5417384
Titanium (Ti)-Dissolved	0.00094		0.00030	mg/L		30-MAR-21	R5417384
Tungsten (W)-Dissolved	<0.000002	<W	0.00010	mg/L		30-MAR-21	R5417384
Uranium (U)-Dissolved	0.00119	<T	0.000010	mg/L		30-MAR-21	R5417384
Vanadium (V)-Dissolved	0.00036	<DL	0.00050	mg/L		30-MAR-21	R5417384
Zinc (Zn)-Dissolved	0.0022	<T	0.0010	mg/L		30-MAR-21	R5417384
Zirconium (Zr)-Dissolved	0.000224	<T	0.00020	mg/L		30-MAR-21	R5417384
Aggregate Organics							
Biochemical Oxygen Demand	<2.0		2.0	mg/L		27-MAR-21	R5418461
COD	39		10	mg/L		06-APR-21	R5421098
Oil and Grease, Total	0.4	<DL	1.0	mg/L	20-APR-21	20-APR-21	R5433540
L2571073-14 SW26 SW 20210309 Sampled By: Client on 23-MAR-21 @ 15:15 Matrix: SW							
Field Tests							
Dissolved Oxygen, Client Supplied	4.12		0	mg/L		30-MAR-21	R5417310
pH, Client Supplied	7.41		0.10	pH		30-MAR-21	R5417310
Temperature, Client Supplied	4.04		0	Degree C		30-MAR-21	R5417310
Physical Tests							
Color, True	36.5		2.0	CU		27-MAR-21	R5416191
Conductivity (EC)	274		1.0	uS/cm		27-MAR-21	R5416399

* Refer to Referenced Information for Qualifiers (if any) and Methodology.

ALS ENVIRONMENTAL ANALYTICAL REPORT

Sample Details/Parameters	Result	Qualifier*	D.L.	Units	Extracted	Analyzed	Batch
L2571073-14 SW26 SW 20210309 Sampled By: Client on 23-MAR-21 @ 15:15 Matrix: SW							
Physical Tests							
Hardness (as CaCO3)	130		0.50	mg/L		31-MAR-21	
pH	7.86		0.10	pH		27-MAR-21	R5416399
Total Suspended Solids	2.5	<DL	3.0	mg/L		29-MAR-21	R5417226
Total Dissolved Solids	168		20	mg/L		29-MAR-21	R5417265
Turbidity	5.86		0.10	NTU		27-MAR-21	R5416202
Anions and Nutrients							
Acidity (as CaCO3)	1.4	<DL	2.0	mg/L		29-MAR-21	R5416967
Alkalinity, Total (as CaCO3)	118		2.0	mg/L		27-MAR-21	R5416399
Unionized ammonia	<0.000072		0.000072	mg/L		05-APR-21	
Ammonia, Total (as N)	0.004	<DL	0.020	mg/L		01-APR-21	R5418358
Chloride (Cl)	10.9		0.10	mg/L	29-MAR-21	29-MAR-21	R5416958
Fluoride (F)	0.068		0.020	mg/L	29-MAR-21	29-MAR-21	R5416958
Nitrate (as N)	<0.002	<W	0.020	mg/L		29-MAR-21	R5416958
Nitrite (as N)	<0.001	<W	0.010	mg/L		29-MAR-21	R5416958
Total Kjeldahl Nitrogen	0.60		0.18	mg/L	01-APR-21	01-APR-21	R5418626
Orthophosphate-Dissolved (as P)	<0.0030	PEHT	0.0030	mg/L		31-MAR-21	R5417726
Sulfate (SO4)	9.60		0.30	mg/L		29-MAR-21	R5416958
Cyanides							
Cyanide, Weak Acid Diss	0.0004	<DL	0.0020	mg/L		30-MAR-21	R5417806
Cyanide, Total	0.0004	<DL	0.0020	mg/L		30-MAR-21	R5417806
Cyanide, Free	0.0004	<DL	0.0020	mg/L		30-MAR-21	R5417806
Organic / Inorganic Carbon							
Dissolved Organic Carbon	12.9		0.50	mg/L	29-MAR-21	01-APR-21	R5419060
Total Organic Carbon	14.3		0.50	mg/L		01-APR-21	R5419061
Total Metals							
Aluminum (Al)-Total	0.283		0.0050	mg/L		31-MAR-21	R5417643
Antimony (Sb)-Total	0.000155	<T	0.00010	mg/L		31-MAR-21	R5417643
Arsenic (As)-Total	0.000745	<T	0.00010	mg/L		31-MAR-21	R5417643
Barium (Ba)-Total	0.0231		0.00010	mg/L		31-MAR-21	R5417643
Beryllium (Be)-Total	0.000010	<DL	0.00010	mg/L		31-MAR-21	R5417643
Bismuth (Bi)-Total	0.000005	<DL	0.000050	mg/L		31-MAR-21	R5417643
Boron (B)-Total	0.008	<DL	0.010	mg/L		31-MAR-21	R5417643
Cadmium (Cd)-Total	0.0000074	<T	0.0000050	mg/L		31-MAR-21	R5417643
Calcium (Ca)-Total	33.2		0.050	mg/L		31-MAR-21	R5417643
Cesium (Cs)-Total	0.0000286		0.000010	mg/L		31-MAR-21	R5417643
Chromium (Cr)-Total	0.00024	<DL	0.00050	mg/L		31-MAR-21	R5417643
Cobalt (Co)-Total	0.000338	<T	0.00010	mg/L		31-MAR-21	R5417643
Copper (Cu)-Total	0.00165	<T	0.00050	mg/L		31-MAR-21	R5417643
Iron (Fe)-Total	0.324		0.010	mg/L		31-MAR-21	R5417643
Lead (Pb)-Total	0.00022	<T	0.000050	mg/L		31-MAR-21	R5417643
Lithium (Li)-Total	0.0044	<T	0.0010	mg/L		31-MAR-21	R5417643
Magnesium (Mg)-Total	12.6		0.0050	mg/L		31-MAR-21	R5417643

* Refer to Referenced Information for Qualifiers (if any) and Methodology.

ALS ENVIRONMENTAL ANALYTICAL REPORT

Sample Details/Parameters	Result	Qualifier*	D.L.	Units	Extracted	Analyzed	Batch
L2571073-14 SW26 SW 20210309 Sampled By: Client on 23-MAR-21 @ 15:15 Matrix: SW							
Total Metals							
Manganese (Mn)-Total	0.157		0.00050	mg/L		31-MAR-21	R5417643
Mercury (Hg)-Total	0.000005	<DL	0.000030	mg/L		31-MAR-21	R5417776
Molybdenum (Mo)-Total	0.000885	<T	0.000050	mg/L		31-MAR-21	R5417643
Nickel (Ni)-Total	0.00126	<T	0.00050	mg/L		31-MAR-21	R5417643
Phosphorus (P)-Total	0.028	<DL	0.050	mg/L		31-MAR-21	R5417643
Potassium (K)-Total	1.92		0.050	mg/L		31-MAR-21	R5417643
Rubidium (Rb)-Total	0.00126		0.00020	mg/L		31-MAR-21	R5417643
Selenium (Se)-Total	0.000134	<T	0.000050	mg/L		31-MAR-21	R5417643
Silicon (Si)-Total	2.98		0.10	mg/L		31-MAR-21	R5417643
Silver (Ag)-Total	0.0000080	<DL	0.000050	mg/L		31-MAR-21	R5417643
Sodium (Na)-Total	5.10		0.050	mg/L		31-MAR-21	R5417643
Strontium (Sr)-Total	0.0836		0.0010	mg/L		31-MAR-21	R5417643
Sulfur (S)-Total	4.20		0.50	mg/L		31-MAR-21	R5417643
Tellurium (Te)-Total	0.000015	<DL	0.00020	mg/L		31-MAR-21	R5417643
Thallium (Tl)-Total	0.000004	<DL	0.000010	mg/L		31-MAR-21	R5417643
Thorium (Th)-Total	0.000048	<DL	0.00010	mg/L		31-MAR-21	R5417643
Tin (Sn)-Total	0.00002	<DL	0.00010	mg/L		31-MAR-21	R5417643
Titanium (Ti)-Total	0.00922		0.00030	mg/L		31-MAR-21	R5417643
Tungsten (W)-Total	0.000012	<DL	0.00010	mg/L		31-MAR-21	R5417643
Uranium (U)-Total	0.00158	<T	0.000010	mg/L		31-MAR-21	R5417643
Vanadium (V)-Total	0.00100	<T	0.00050	mg/L		31-MAR-21	R5417643
Zinc (Zn)-Total	0.0090	<T	0.0030	mg/L		31-MAR-21	R5417643
Zirconium (Zr)-Total	0.000384		0.00020	mg/L		31-MAR-21	R5417643
Dissolved Metals							
Dissolved Metals Filtration Location	LAB					30-MAR-21	R5417169
Aluminum (Al)-Dissolved	0.0076	<T	0.0050	mg/L		30-MAR-21	R5417384
Antimony (Sb)-Dissolved	0.000130	<T	0.00010	mg/L		30-MAR-21	R5417384
Arsenic (As)-Dissolved	0.000615	<T	0.00010	mg/L		30-MAR-21	R5417384
Barium (Ba)-Dissolved	0.0198		0.00010	mg/L		30-MAR-21	R5417384
Beryllium (Be)-Dissolved	0.000004	<DL	0.00010	mg/L		30-MAR-21	R5417384
Bismuth (Bi)-Dissolved	<0.000005	<W	0.000050	mg/L		30-MAR-21	R5417384
Boron (B)-Dissolved	0.010		0.010	mg/L		30-MAR-21	R5417384
Cadmium (Cd)-Dissolved	0.0000034	<DL	0.0000050	mg/L		30-MAR-21	R5417384
Calcium (Ca)-Dissolved	32.9		0.050	mg/L		30-MAR-21	R5417384
Cesium (Cs)-Dissolved	0.0000020	<DL	0.000010	mg/L		30-MAR-21	R5417384
Chromium (Cr)-Dissolved	0.00008	<DL	0.00050	mg/L		30-MAR-21	R5417384
Cobalt (Co)-Dissolved	0.000156	<T	0.00010	mg/L		30-MAR-21	R5417384
Copper (Cu)-Dissolved	0.00110	<T	0.00020	mg/L		30-MAR-21	R5417384
Iron (Fe)-Dissolved	0.045		0.010	mg/L		30-MAR-21	R5417384
Lead (Pb)-Dissolved	0.00004	<DL	0.000050	mg/L		30-MAR-21	R5417384
Lithium (Li)-Dissolved	0.0040	<T	0.0010	mg/L		30-MAR-21	R5417384

* Refer to Referenced Information for Qualifiers (if any) and Methodology.

ALS ENVIRONMENTAL ANALYTICAL REPORT

Sample Details/Parameters	Result	Qualifier*	D.L.	Units	Extracted	Analyzed	Batch
L2571073-14 SW26 SW 20210309 Sampled By: Client on 23-MAR-21 @ 15:15 Matrix: SW							
Dissolved Metals							
Magnesium (Mg)-Dissolved	11.5		0.0050	mg/L		30-MAR-21	R5417384
Manganese (Mn)-Dissolved	0.0482		0.00050	mg/L		30-MAR-21	R5417384
Mercury (Hg)-Dissolved	<0.000005	<W	0.000030	mg/L		06-APR-21	R5419821
Molybdenum (Mo)-Dissolved	0.000965	<T	0.000050	mg/L		30-MAR-21	R5417384
Nickel (Ni)-Dissolved	0.00098	<T	0.00050	mg/L		30-MAR-21	R5417384
Phosphorus (P)-Dissolved	0.014	<DL	0.050	mg/L		30-MAR-21	R5417384
Potassium (K)-Dissolved	1.74		0.050	mg/L		30-MAR-21	R5417384
Rubidium (Rb)-Dissolved	0.000728		0.00020	mg/L		30-MAR-21	R5417384
Selenium (Se)-Dissolved	0.000112	<T	0.000050	mg/L		30-MAR-21	R5417384
Silicon (Si)-Dissolved	2.34		0.050	mg/L		30-MAR-21	R5417384
Silver (Ag)-Dissolved	0.0000015	<DL	0.000050	mg/L		30-MAR-21	R5417384
Sodium (Na)-Dissolved	4.34		0.050	mg/L		30-MAR-21	R5417384
Strontium (Sr)-Dissolved	0.0825		0.0010	mg/L		30-MAR-21	R5417384
Sulfur (S)-Dissolved	3.90		0.50	mg/L		30-MAR-21	R5417384
Tellurium (Te)-Dissolved	0.000010	<DL	0.00020	mg/L		30-MAR-21	R5417384
Thallium (Tl)-Dissolved	0.000002	<DL	0.000010	mg/L		30-MAR-21	R5417384
Thorium (Th)-Dissolved	0.000018	<DL	0.00010	mg/L		30-MAR-21	R5417384
Tin (Sn)-Dissolved	<0.00001	<W	0.00010	mg/L		30-MAR-21	R5417384
Titanium (Ti)-Dissolved	0.00094		0.00030	mg/L		30-MAR-21	R5417384
Tungsten (W)-Dissolved	0.000002	<DL	0.00010	mg/L		30-MAR-21	R5417384
Uranium (U)-Dissolved	0.00158	<T	0.000010	mg/L		30-MAR-21	R5417384
Vanadium (V)-Dissolved	0.00036	<DL	0.00050	mg/L		30-MAR-21	R5417384
Zinc (Zn)-Dissolved	0.0044	<T	0.0010	mg/L		30-MAR-21	R5417384
Zirconium (Zr)-Dissolved	0.000220	<T	0.00020	mg/L		30-MAR-21	R5417384
Aggregate Organics							
Biochemical Oxygen Demand	<2.0		2.0	mg/L		27-MAR-21	R5418461
COD	35		10	mg/L		07-APR-21	R5421104
Oil and Grease, Total	<0.2	<W	1.0	mg/L	20-APR-21	20-APR-21	R5433540
L2571073-15 SW27 SW 20210309 Sampled By: Client on 24-MAR-21 @ 10:00 Matrix: SW							
Field Tests							
Dissolved Oxygen, Client Supplied	2.82		0	mg/L		30-MAR-21	R5417310
pH, Client Supplied	7.03		0.10	pH		30-MAR-21	R5417310
Temperature, Client Supplied	.74		0	Degree C		30-MAR-21	R5417310
Physical Tests							
Color, True	34.8		2.0	CU		27-MAR-21	R5416191
Conductivity (EC)	380		1.0	uS/cm		27-MAR-21	R5416399
Hardness (as CaCO3)	162		0.50	mg/L		31-MAR-21	
pH	7.71		0.10	pH		27-MAR-21	R5416399
Total Suspended Solids	3.0		3.0	mg/L		29-MAR-21	R5417226
Total Dissolved Solids	222		20	mg/L		29-MAR-21	R5417265

* Refer to Referenced Information for Qualifiers (if any) and Methodology.

ALS ENVIRONMENTAL ANALYTICAL REPORT

Sample Details/Parameters	Result	Qualifier*	D.L.	Units	Extracted	Analyzed	Batch
L2571073-15 SW27 SW 20210309 Sampled By: Client on 24-MAR-21 @ 10:00 Matrix: SW							
Physical Tests							
Turbidity	3.54		0.10	NTU		27-MAR-21	R5416202
Anions and Nutrients							
Acidity (as CaCO3)	3.0		2.0	mg/L		29-MAR-21	R5416967
Alkalinity, Total (as CaCO3)	139		2.0	mg/L		27-MAR-21	R5416399
Unionized ammonia	<0.000023		0.000023	mg/L		05-APR-21	
Ammonia, Total (as N)	0.008	<DL	0.020	mg/L		01-APR-21	R5418358
Chloride (Cl)	9.72		0.10	mg/L	29-MAR-21	29-MAR-21	R5416958
Fluoride (F)	0.065		0.020	mg/L	29-MAR-21	29-MAR-21	R5416958
Nitrate (as N)	0.008	<DL	0.020	mg/L		29-MAR-21	R5416958
Nitrite (as N)	<0.001	<W	0.010	mg/L		29-MAR-21	R5416958
Total Kjeldahl Nitrogen	0.75		0.18	mg/L	01-APR-21	01-APR-21	R5418626
Orthophosphate-Dissolved (as P)	0.0063		0.0030	mg/L		31-MAR-21	R5417726
Sulfate (SO4)	45.2		0.30	mg/L		29-MAR-21	R5416958
Cyanides							
Cyanide, Weak Acid Diss	0.0005	<DL	0.0020	mg/L		30-MAR-21	R5417806
Cyanide, Total	0.0006	<DL	0.0020	mg/L		30-MAR-21	R5417806
Cyanide, Free	0.0004	<DL	0.0020	mg/L		30-MAR-21	R5417806
Organic / Inorganic Carbon							
Dissolved Organic Carbon	12.6		0.50	mg/L	29-MAR-21	01-APR-21	R5419060
Total Organic Carbon	14.2		0.50	mg/L		01-APR-21	R5419061
Total Metals							
Aluminum (Al)-Total	0.191		0.0050	mg/L		31-MAR-21	R5417643
Antimony (Sb)-Total	0.000380	<T	0.00010	mg/L		31-MAR-21	R5417643
Arsenic (As)-Total	0.000685	<T	0.00010	mg/L		31-MAR-21	R5417643
Barium (Ba)-Total	0.0295		0.00010	mg/L		31-MAR-21	R5417643
Beryllium (Be)-Total	0.000008	<DL	0.00010	mg/L		31-MAR-21	R5417643
Bismuth (Bi)-Total	<0.000005	<W	0.000050	mg/L		31-MAR-21	R5417643
Boron (B)-Total	0.014	<T	0.010	mg/L		31-MAR-21	R5417643
Cadmium (Cd)-Total	0.0000080	<T	0.0000050	mg/L		31-MAR-21	R5417643
Calcium (Ca)-Total	45.6		0.050	mg/L		31-MAR-21	R5417643
Cesium (Cs)-Total	0.0000174		0.000010	mg/L		31-MAR-21	R5417643
Chromium (Cr)-Total	0.00008	<DL	0.00050	mg/L		31-MAR-21	R5417643
Cobalt (Co)-Total	0.000362	<T	0.00010	mg/L		31-MAR-21	R5417643
Copper (Cu)-Total	0.00125	<T	0.00050	mg/L		31-MAR-21	R5417643
Iron (Fe)-Total	0.315		0.010	mg/L		31-MAR-21	R5417643
Lead (Pb)-Total	0.00014	<T	0.000050	mg/L		31-MAR-21	R5417643
Lithium (Li)-Total	0.0054	<T	0.0010	mg/L		31-MAR-21	R5417643
Magnesium (Mg)-Total	17.4		0.0050	mg/L		31-MAR-21	R5417643
Manganese (Mn)-Total	0.293		0.00050	mg/L		31-MAR-21	R5417643
Mercury (Hg)-Total	<0.000005	<W	0.000030	mg/L		31-MAR-21	R5417776
Molybdenum (Mo)-Total	0.000935	<T	0.000050	mg/L		31-MAR-21	R5417643
Nickel (Ni)-Total	0.00112	<T	0.00050	mg/L		31-MAR-21	R5417643

* Refer to Referenced Information for Qualifiers (if any) and Methodology.

ALS ENVIRONMENTAL ANALYTICAL REPORT

Sample Details/Parameters	Result	Qualifier*	D.L.	Units	Extracted	Analyzed	Batch
L2571073-15 SW27 SW 20210309 Sampled By: Client on 24-MAR-21 @ 10:00 Matrix: SW							
Total Metals							
Phosphorus (P)-Total	0.038	<DL	0.050	mg/L		31-MAR-21	R5417643
Potassium (K)-Total	4.39		0.050	mg/L		31-MAR-21	R5417643
Rubidium (Rb)-Total	0.00173		0.00020	mg/L		31-MAR-21	R5417643
Selenium (Se)-Total	0.000150	<T	0.000050	mg/L		31-MAR-21	R5417643
Silicon (Si)-Total	3.03		0.10	mg/L		31-MAR-21	R5417643
Silver (Ag)-Total	0.0000050	<DL	0.000050	mg/L		31-MAR-21	R5417643
Sodium (Na)-Total	11.1		0.050	mg/L		31-MAR-21	R5417643
Strontium (Sr)-Total	0.113		0.0010	mg/L		31-MAR-21	R5417643
Sulfur (S)-Total	18.2		0.50	mg/L		31-MAR-21	R5417643
Tellurium (Te)-Total	0.000015	<DL	0.00020	mg/L		31-MAR-21	R5417643
Thallium (Tl)-Total	0.000003	<DL	0.000010	mg/L		31-MAR-21	R5417643
Thorium (Th)-Total	0.000036	<DL	0.00010	mg/L		31-MAR-21	R5417643
Tin (Sn)-Total	0.00001	<DL	0.00010	mg/L		31-MAR-21	R5417643
Titanium (Ti)-Total	0.00690		0.00030	mg/L		31-MAR-21	R5417643
Tungsten (W)-Total	0.000008	<DL	0.00010	mg/L		31-MAR-21	R5417643
Uranium (U)-Total	0.00176	<T	0.000010	mg/L		31-MAR-21	R5417643
Vanadium (V)-Total	0.00088	<T	0.00050	mg/L		31-MAR-21	R5417643
Zinc (Zn)-Total	0.0050	<T	0.0030	mg/L		31-MAR-21	R5417643
Zirconium (Zr)-Total	0.000300		0.00020	mg/L		31-MAR-21	R5417643
Dissolved Metals							
Dissolved Metals Filtration Location	LAB					30-MAR-21	R5417169
Aluminum (Al)-Dissolved	0.0040	<DL	0.0050	mg/L		30-MAR-21	R5417384
Antimony (Sb)-Dissolved	0.000345	<T	0.00010	mg/L		30-MAR-21	R5417384
Arsenic (As)-Dissolved	0.000580	<T	0.00010	mg/L		30-MAR-21	R5417384
Barium (Ba)-Dissolved	0.0267		0.00010	mg/L		30-MAR-21	R5417384
Beryllium (Be)-Dissolved	<0.000002	<W	0.00010	mg/L		30-MAR-21	R5417384
Bismuth (Bi)-Dissolved	<0.000005	<W	0.000050	mg/L		30-MAR-21	R5417384
Boron (B)-Dissolved	0.014		0.010	mg/L		30-MAR-21	R5417384
Cadmium (Cd)-Dissolved	0.0000036	<DL	0.0000050	mg/L		30-MAR-21	R5417384
Calcium (Ca)-Dissolved	40.7		0.050	mg/L		30-MAR-21	R5417384
Cesium (Cs)-Dissolved	0.0000006	<DL	0.000010	mg/L		30-MAR-21	R5417384
Chromium (Cr)-Dissolved	0.00006	<DL	0.00050	mg/L		30-MAR-21	R5417384
Cobalt (Co)-Dissolved	0.000158	<T	0.00010	mg/L		30-MAR-21	R5417384
Copper (Cu)-Dissolved	0.00085	<T	0.00020	mg/L		30-MAR-21	R5417384
Iron (Fe)-Dissolved	0.057		0.010	mg/L		30-MAR-21	R5417384
Lead (Pb)-Dissolved	<0.00002	<W	0.000050	mg/L		30-MAR-21	R5417384
Lithium (Li)-Dissolved	0.0048	<T	0.0010	mg/L		30-MAR-21	R5417384
Magnesium (Mg)-Dissolved	14.7		0.0050	mg/L		30-MAR-21	R5417384
Manganese (Mn)-Dissolved	0.0924		0.00050	mg/L		30-MAR-21	R5417384
Mercury (Hg)-Dissolved	<0.000005	<W	0.000030	mg/L		06-APR-21	R5419821
Molybdenum (Mo)-Dissolved	0.000940	<T	0.000050	mg/L		30-MAR-21	R5417384

* Refer to Referenced Information for Qualifiers (if any) and Methodology.

ALS ENVIRONMENTAL ANALYTICAL REPORT

Sample Details/Parameters	Result	Qualifier*	D.L.	Units	Extracted	Analyzed	Batch
L2571073-15 SW27 SW 20210309 Sampled By: Client on 24-MAR-21 @ 10:00 Matrix: SW							
Dissolved Metals							
Nickel (Ni)-Dissolved	0.00090	<T	0.00050	mg/L		30-MAR-21	R5417384
Phosphorus (P)-Dissolved	0.014	<DL	0.050	mg/L		30-MAR-21	R5417384
Potassium (K)-Dissolved	3.88		0.050	mg/L		30-MAR-21	R5417384
Rubidium (Rb)-Dissolved	0.00135		0.00020	mg/L		30-MAR-21	R5417384
Selenium (Se)-Dissolved	0.000146	<T	0.000050	mg/L		30-MAR-21	R5417384
Silicon (Si)-Dissolved	2.25		0.050	mg/L		30-MAR-21	R5417384
Silver (Ag)-Dissolved	0.0000010	<DL	0.000050	mg/L		30-MAR-21	R5417384
Sodium (Na)-Dissolved	8.80		0.050	mg/L		30-MAR-21	R5417384
Strontium (Sr)-Dissolved	0.105		0.0010	mg/L		30-MAR-21	R5417384
Sulfur (S)-Dissolved	15.2		0.50	mg/L		30-MAR-21	R5417384
Tellurium (Te)-Dissolved	<0.000005	<W	0.00020	mg/L		30-MAR-21	R5417384
Thallium (Tl)-Dissolved	0.000002	<DL	0.000010	mg/L		30-MAR-21	R5417384
Thorium (Th)-Dissolved	0.000010	<DL	0.00010	mg/L		30-MAR-21	R5417384
Tin (Sn)-Dissolved	<0.00001	<W	0.00010	mg/L		30-MAR-21	R5417384
Titanium (Ti)-Dissolved	0.00050		0.00030	mg/L		30-MAR-21	R5417384
Tungsten (W)-Dissolved	<0.000002	<W	0.00010	mg/L		30-MAR-21	R5417384
Uranium (U)-Dissolved	0.00167	<T	0.000010	mg/L		30-MAR-21	R5417384
Vanadium (V)-Dissolved	0.00034	<DL	0.00050	mg/L		30-MAR-21	R5417384
Zinc (Zn)-Dissolved	0.0028	<T	0.0010	mg/L		30-MAR-21	R5417384
Zirconium (Zr)-Dissolved	0.000164	<DL	0.00020	mg/L		30-MAR-21	R5417384
Aggregate Organics							
Biochemical Oxygen Demand	<2.0	BODF	2.0	mg/L		29-MAR-21	R5418844
COD	36		10	mg/L		07-APR-21	R5421104
Oil and Grease, Total	0.2	<DL	1.0	mg/L	21-APR-21	21-APR-21	R5435738
L2571073-16 SW28A SW 20210309 Sampled By: Client on 24-MAR-21 @ 12:00 Matrix: SW							
Field Tests							
Dissolved Oxygen, Client Supplied	3.35		0	mg/L		30-MAR-21	R5417310
pH, Client Supplied	6.76		0.10	pH		30-MAR-21	R5417310
Temperature, Client Supplied	2.91		0	Degree C		30-MAR-21	R5417310
Physical Tests							
Color, True	29.6		2.0	CU		27-MAR-21	R5416191
Conductivity (EC)	229		1.0	uS/cm		27-MAR-21	R5416399
Hardness (as CaCO3)	119		0.50	mg/L		31-MAR-21	
pH	7.85		0.10	pH		27-MAR-21	R5416399
Total Suspended Solids	5.0		3.0	mg/L		29-MAR-21	R5417226
Total Dissolved Solids	140		20	mg/L		29-MAR-21	R5417265
Turbidity	3.32		0.10	NTU		27-MAR-21	R5416177
Anions and Nutrients							
Acidity (as CaCO3)	1.4	<DL	2.0	mg/L		29-MAR-21	R5416967
Alkalinity, Total (as CaCO3)	121		2.0	mg/L		27-MAR-21	R5416399

* Refer to Referenced Information for Qualifiers (if any) and Methodology.

ALS ENVIRONMENTAL ANALYTICAL REPORT

Sample Details/Parameters	Result	Qualifier*	D.L.	Units	Extracted	Analyzed	Batch
L2571073-16 SW28A SW 20210309 Sampled By: Client on 24-MAR-21 @ 12:00 Matrix: SW							
Anions and Nutrients							
Unionized ammonia	<0.000015		0.000015	mg/L		05-APR-21	
Ammonia, Total (as N)	0.016	<DL	0.020	mg/L		01-APR-21	R5418358
Chloride (Cl)	2.25		0.10	mg/L	29-MAR-21	29-MAR-21	R5416958
Fluoride (F)	0.060		0.020	mg/L	29-MAR-21	29-MAR-21	R5416958
Nitrate (as N)	0.028	<T	0.020	mg/L		29-MAR-21	R5416958
Nitrite (as N)	0.002	<DL	0.010	mg/L		29-MAR-21	R5416958
Total Kjeldahl Nitrogen	0.70		0.18	mg/L	01-APR-21	01-APR-21	R5418626
Orthophosphate-Dissolved (as P)	<0.0030		0.0030	mg/L		31-MAR-21	R5417726
Sulfate (SO4)	1.65	<T	0.30	mg/L		29-MAR-21	R5416958
Cyanides							
Cyanide, Weak Acid Diss	0.0002	<DL	0.0020	mg/L		30-MAR-21	R5417806
Cyanide, Total	0.0006	<DL	0.0020	mg/L		30-MAR-21	R5417806
Cyanide, Free	0.0003	<DL	0.0020	mg/L		30-MAR-21	R5417806
Organic / Inorganic Carbon							
Dissolved Organic Carbon	13.8		0.50	mg/L	29-MAR-21	01-APR-21	R5419060
Total Organic Carbon	15.0		0.50	mg/L		01-APR-21	R5419061
Total Metals							
Aluminum (Al)-Total	0.151		0.0050	mg/L		31-MAR-21	R5417643
Antimony (Sb)-Total	0.000065	<DL	0.00010	mg/L		31-MAR-21	R5417643
Arsenic (As)-Total	0.000600	<T	0.00010	mg/L		31-MAR-21	R5417643
Barium (Ba)-Total	0.0190		0.00010	mg/L		31-MAR-21	R5417643
Beryllium (Be)-Total	0.000010	<DL	0.00010	mg/L		31-MAR-21	R5417643
Bismuth (Bi)-Total	<0.000005	<W	0.000050	mg/L		31-MAR-21	R5417643
Boron (B)-Total	0.008	<DL	0.010	mg/L		31-MAR-21	R5417643
Cadmium (Cd)-Total	0.0000072	<T	0.0000050	mg/L		31-MAR-21	R5417643
Calcium (Ca)-Total	30.9		0.050	mg/L		31-MAR-21	R5417643
Cesium (Cs)-Total	0.0000218		0.000010	mg/L		31-MAR-21	R5417643
Chromium (Cr)-Total	0.00012	<DL	0.00050	mg/L		31-MAR-21	R5417643
Cobalt (Co)-Total	0.000150	<T	0.00010	mg/L		31-MAR-21	R5417643
Copper (Cu)-Total	0.00075	<T	0.00050	mg/L		31-MAR-21	R5417643
Iron (Fe)-Total	0.264		0.010	mg/L		31-MAR-21	R5417643
Lead (Pb)-Total	0.00016	<T	0.000050	mg/L		31-MAR-21	R5417643
Lithium (Li)-Total	0.0040	<T	0.0010	mg/L		31-MAR-21	R5417643
Magnesium (Mg)-Total	12.7		0.0050	mg/L		31-MAR-21	R5417643
Manganese (Mn)-Total	0.0197		0.00050	mg/L		31-MAR-21	R5417643
Mercury (Hg)-Total	<0.000005	<W	0.000030	mg/L		31-MAR-21	R5417777
Molybdenum (Mo)-Total	0.000555	<T	0.000050	mg/L		31-MAR-21	R5417643
Nickel (Ni)-Total	0.00082	<T	0.00050	mg/L		31-MAR-21	R5417643
Phosphorus (P)-Total	0.014	<DL	0.050	mg/L		31-MAR-21	R5417643
Potassium (K)-Total	1.53		0.050	mg/L		31-MAR-21	R5417643
Rubidium (Rb)-Total	0.00144		0.00020	mg/L		31-MAR-21	R5417643
Selenium (Se)-Total	0.000114	<T	0.000050	mg/L		31-MAR-21	R5417643

* Refer to Referenced Information for Qualifiers (if any) and Methodology.

ALS ENVIRONMENTAL ANALYTICAL REPORT

Sample Details/Parameters	Result	Qualifier*	D.L.	Units	Extracted	Analyzed	Batch
L2571073-16 SW28A SW 20210309 Sampled By: Client on 24-MAR-21 @ 12:00 Matrix: SW							
Total Metals							
Silicon (Si)-Total	1.78		0.10	mg/L		31-MAR-21	R5417643
Silver (Ag)-Total	0.0000030	<DL	0.000050	mg/L		31-MAR-21	R5417643
Sodium (Na)-Total	1.75		0.050	mg/L		31-MAR-21	R5417643
Strontium (Sr)-Total	0.0733		0.0010	mg/L		31-MAR-21	R5417643
Sulfur (S)-Total	0.95		0.50	mg/L		31-MAR-21	R5417643
Tellurium (Te)-Total	0.000010	<DL	0.00020	mg/L		31-MAR-21	R5417643
Thallium (Tl)-Total	0.000003	<DL	0.000010	mg/L		31-MAR-21	R5417643
Thorium (Th)-Total	0.000030	<DL	0.00010	mg/L		31-MAR-21	R5417643
Tin (Sn)-Total	0.00001	<DL	0.00010	mg/L		31-MAR-21	R5417643
Titanium (Ti)-Total	0.00542		0.00030	mg/L		31-MAR-21	R5417643
Tungsten (W)-Total	0.000004	<DL	0.00010	mg/L		31-MAR-21	R5417643
Uranium (U)-Total	0.00102	<T	0.000010	mg/L		31-MAR-21	R5417643
Vanadium (V)-Total	0.00082	<T	0.00050	mg/L		31-MAR-21	R5417643
Zinc (Zn)-Total	0.0014	<DL	0.0030	mg/L		31-MAR-21	R5417643
Zirconium (Zr)-Total	0.000192	<DL	0.00020	mg/L		31-MAR-21	R5417643
Dissolved Metals							
Dissolved Metals Filtration Location	LAB					30-MAR-21	R5417169
Aluminum (Al)-Dissolved	0.0022	<DL	0.0050	mg/L		30-MAR-21	R5417384
Antimony (Sb)-Dissolved	0.000040	<DL	0.00010	mg/L		30-MAR-21	R5417384
Arsenic (As)-Dissolved	0.000545	<T	0.00010	mg/L		30-MAR-21	R5417384
Barium (Ba)-Dissolved	0.0187		0.00010	mg/L		30-MAR-21	R5417384
Beryllium (Be)-Dissolved	0.000002	<DL	0.00010	mg/L		30-MAR-21	R5417384
Bismuth (Bi)-Dissolved	<0.000005	<W	0.000050	mg/L		30-MAR-21	R5417384
Boron (B)-Dissolved	0.008	<DL	0.010	mg/L		30-MAR-21	R5417384
Cadmium (Cd)-Dissolved	0.0000028	<DL	0.0000050	mg/L		30-MAR-21	R5417384
Calcium (Ca)-Dissolved	28.5		0.050	mg/L		30-MAR-21	R5417384
Cesium (Cs)-Dissolved	<0.0000002	<W	0.000010	mg/L		30-MAR-21	R5417384
Chromium (Cr)-Dissolved	0.00004	<DL	0.00050	mg/L		30-MAR-21	R5417384
Cobalt (Co)-Dissolved	0.000062	<DL	0.00010	mg/L		30-MAR-21	R5417384
Copper (Cu)-Dissolved	0.00050	<T	0.00020	mg/L		30-MAR-21	R5417384
Iron (Fe)-Dissolved	0.074		0.010	mg/L		30-MAR-21	R5417384
Lead (Pb)-Dissolved	0.00004	<DL	0.000050	mg/L		30-MAR-21	R5417384
Lithium (Li)-Dissolved	0.0034	<T	0.0010	mg/L		30-MAR-21	R5417384
Magnesium (Mg)-Dissolved	11.7		0.0050	mg/L		30-MAR-21	R5417384
Manganese (Mn)-Dissolved	0.00458		0.00050	mg/L		30-MAR-21	R5417384
Mercury (Hg)-Dissolved	<0.000005	<W	0.000030	mg/L		06-APR-21	R5419821
Molybdenum (Mo)-Dissolved	0.000605	<T	0.000050	mg/L		30-MAR-21	R5417384
Nickel (Ni)-Dissolved	0.00062	<T	0.00050	mg/L		30-MAR-21	R5417384
Phosphorus (P)-Dissolved	0.006	<DL	0.050	mg/L		30-MAR-21	R5417384
Potassium (K)-Dissolved	1.41		0.050	mg/L		30-MAR-21	R5417384
Rubidium (Rb)-Dissolved	0.000968		0.00020	mg/L		30-MAR-21	R5417384

* Refer to Referenced Information for Qualifiers (if any) and Methodology.

ALS ENVIRONMENTAL ANALYTICAL REPORT

Sample Details/Parameters	Result	Qualifier*	D.L.	Units	Extracted	Analyzed	Batch
L2571073-16 SW28A SW 20210309 Sampled By: Client on 24-MAR-21 @ 12:00 Matrix: SW							
Dissolved Metals							
Selenium (Se)-Dissolved	0.000076	<T	0.000050	mg/L		30-MAR-21	R5417384
Silicon (Si)-Dissolved	1.18		0.050	mg/L		30-MAR-21	R5417384
Silver (Ag)-Dissolved	<0.0000005	<W	0.000050	mg/L		30-MAR-21	R5417384
Sodium (Na)-Dissolved	1.50		0.050	mg/L		30-MAR-21	R5417384
Strontium (Sr)-Dissolved	0.0699		0.0010	mg/L		30-MAR-21	R5417384
Sulfur (S)-Dissolved	0.75		0.50	mg/L		30-MAR-21	R5417384
Tellurium (Te)-Dissolved	<0.000005	<W	0.00020	mg/L		30-MAR-21	R5417384
Thallium (Tl)-Dissolved	<0.000001	<W	0.000010	mg/L		30-MAR-21	R5417384
Thorium (Th)-Dissolved	0.000006	<DL	0.00010	mg/L		30-MAR-21	R5417384
Tin (Sn)-Dissolved	<0.00001	<W	0.00010	mg/L		30-MAR-21	R5417384
Titanium (Ti)-Dissolved	0.00022	<DL	0.00030	mg/L		30-MAR-21	R5417384
Tungsten (W)-Dissolved	<0.000002	<W	0.00010	mg/L		30-MAR-21	R5417384
Uranium (U)-Dissolved	0.00104	<T	0.000010	mg/L		30-MAR-21	R5417384
Vanadium (V)-Dissolved	0.00040	<DL	0.00050	mg/L		30-MAR-21	R5417384
Zinc (Zn)-Dissolved	0.0004	<DL	0.0010	mg/L		30-MAR-21	R5417384
Zirconium (Zr)-Dissolved	0.000112	<DL	0.00020	mg/L		30-MAR-21	R5417384
Aggregate Organics							
Biochemical Oxygen Demand	<2.0	BODF	2.0	mg/L		29-MAR-21	R5418844
COD	34		10	mg/L		07-APR-21	R5421104
Oil and Grease, Total	0.8	<DL	1.0	mg/L	21-APR-21	21-APR-21	R5435738
L2571073-17 TB SW 20210309 Sampled By: Client on 26-MAR-21 @ 16:10 Matrix: SW							
Physical Tests							
Color, True	<2.0		2.0	CU		27-MAR-21	R5416191
Conductivity (EC)	0.4	<DL	1.0	uS/cm		27-MAR-21	R5416399
Hardness (as CaCO3)	<0.50		0.50	mg/L		31-MAR-21	
pH	5.40		0.10	pH		27-MAR-21	R5416399
Total Suspended Solids	<0.5	<W	3.0	mg/L		30-MAR-21	R5417617
Total Dissolved Solids	<2	<W	10	mg/L		30-MAR-21	R5417630
Turbidity	0.11		0.10	NTU		27-MAR-21	R5416177
Anions and Nutrients							
Acidity (as CaCO3)	0.2	<DL	2.0	mg/L		29-MAR-21	R5416967
Alkalinity, Total (as CaCO3)	0.4	<DL	2.0	mg/L		27-MAR-21	R5416399
Ammonia, Total (as N)	<0.002	<W	0.020	mg/L		01-APR-21	R5418358
Chloride (Cl)	<0.10		0.10	mg/L	29-MAR-21	29-MAR-21	R5416958
Fluoride (F)	<0.020		0.020	mg/L	29-MAR-21	29-MAR-21	R5416958
Nitrate (as N)	<0.002	<W	0.020	mg/L		29-MAR-21	R5416958
Nitrite (as N)	<0.001	<W	0.010	mg/L		29-MAR-21	R5416958
Total Kjeldahl Nitrogen	<0.05	<W	0.18	mg/L	01-APR-21	01-APR-21	R5418626
Orthophosphate-Dissolved (as P)	<0.0030		0.0030	mg/L		31-MAR-21	R5417726
Sulfate (SO4)	<0.05	<W	0.30	mg/L		29-MAR-21	R5416958

* Refer to Referenced Information for Qualifiers (if any) and Methodology.

ALS ENVIRONMENTAL ANALYTICAL REPORT

Sample Details/Parameters	Result	Qualifier*	D.L.	Units	Extracted	Analyzed	Batch
L2571073-17 TB SW 20210309 Sampled By: Client on 26-MAR-21 @ 16:10 Matrix: SW							
Anions and Nutrients							
Cyanides							
Cyanide, Weak Acid Diss	<0.0001	<W	0.0020	mg/L		30-MAR-21	R5417806
Cyanide, Total	<0.0002	<W	0.0020	mg/L		30-MAR-21	R5417806
Cyanide, Free	0.0001	<DL	0.0020	mg/L		30-MAR-21	R5417806
Organic / Inorganic Carbon							
Dissolved Organic Carbon	<0.50		0.50	mg/L	26-MAR-21	01-APR-21	R5419059
Total Organic Carbon	<0.50		0.50	mg/L		01-APR-21	R5419061
Total Metals							
Aluminum (Al)-Total	<0.0002	<W	0.0050	mg/L		31-MAR-21	R5417643
Antimony (Sb)-Total	<0.000005	<W	0.00010	mg/L		31-MAR-21	R5417643
Arsenic (As)-Total	<0.000005	<W	0.00010	mg/L		31-MAR-21	R5417643
Barium (Ba)-Total	0.00004	<DL	0.00010	mg/L		31-MAR-21	R5417643
Beryllium (Be)-Total	<0.000002	<W	0.00010	mg/L		31-MAR-21	R5417643
Bismuth (Bi)-Total	0.000005	<DL	0.000050	mg/L		31-MAR-21	R5417643
Boron (B)-Total	0.004	<DL	0.010	mg/L		31-MAR-21	R5417643
Cadmium (Cd)-Total	<0.0000002	<W	0.0000050	mg/L		31-MAR-21	R5417643
Calcium (Ca)-Total	0.030	<DL	0.050	mg/L		31-MAR-21	R5417643
Cesium (Cs)-Total	<0.0000002	<W	0.000010	mg/L		31-MAR-21	R5417643
Chromium (Cr)-Total	<0.00002	<W	0.00050	mg/L		31-MAR-21	R5417643
Cobalt (Co)-Total	<0.000002	<W	0.00010	mg/L		31-MAR-21	R5417643
Copper (Cu)-Total	<0.00005	<W	0.00050	mg/L		31-MAR-21	R5417643
Iron (Fe)-Total	<0.001	<W	0.010	mg/L		31-MAR-21	R5417643
Lead (Pb)-Total	<0.00002	<W	0.000050	mg/L		31-MAR-21	R5417643
Lithium (Li)-Total	<0.0002	<W	0.0010	mg/L		31-MAR-21	R5417643
Magnesium (Mg)-Total	<0.0005	<W	0.0050	mg/L		31-MAR-21	R5417643
Manganese (Mn)-Total	<0.00002	<W	0.00050	mg/L		31-MAR-21	R5417643
Mercury (Hg)-Total	<0.000005	<W	0.000030	mg/L		31-MAR-21	R5417777
Molybdenum (Mo)-Total	<0.000005	<W	0.000050	mg/L		31-MAR-21	R5417643
Nickel (Ni)-Total	<0.00002	<W	0.00050	mg/L		31-MAR-21	R5417643
Phosphorus (P)-Total	<0.002	<W	0.050	mg/L		31-MAR-21	R5417643
Potassium (K)-Total	<0.002	<W	0.050	mg/L		31-MAR-21	R5417643
Rubidium (Rb)-Total	<0.000002	<W	0.00020	mg/L		31-MAR-21	R5417643
Selenium (Se)-Total	<0.000002	<W	0.000050	mg/L		31-MAR-21	R5417643
Silicon (Si)-Total	0.040	<DL	0.10	mg/L		31-MAR-21	R5417643
Silver (Ag)-Total	0.0000010	<DL	0.000050	mg/L		31-MAR-21	R5417643
Sodium (Na)-Total	0.040	<DL	0.050	mg/L		31-MAR-21	R5417643
Strontium (Sr)-Total	0.00004	<DL	0.0010	mg/L		31-MAR-21	R5417643
Sulfur (S)-Total	<0.05	<W	0.50	mg/L		31-MAR-21	R5417643
Tellurium (Te)-Total	<0.000005	<W	0.00020	mg/L		31-MAR-21	R5417643
Thallium (Tl)-Total	<0.000001	<W	0.000010	mg/L		31-MAR-21	R5417643
Thorium (Th)-Total	<0.000002	<W	0.00010	mg/L		31-MAR-21	R5417643
Tin (Sn)-Total	0.00004	<DL	0.00010	mg/L		31-MAR-21	R5417643

* Refer to Referenced Information for Qualifiers (if any) and Methodology.

ALS ENVIRONMENTAL ANALYTICAL REPORT

Sample Details/Parameters	Result	Qualifier*	D.L.	Units	Extracted	Analyzed	Batch
L2571073-17 TB SW 20210309 Sampled By: Client on 26-MAR-21 @ 16:10 Matrix: SW							
Total Metals							
Titanium (Ti)-Total	<0.00002	<W	0.00030	mg/L		31-MAR-21	R5417643
Tungsten (W)-Total	<0.000002	<W	0.00010	mg/L		31-MAR-21	R5417643
Uranium (U)-Total	<0.0000005	<W	0.000010	mg/L		31-MAR-21	R5417643
Vanadium (V)-Total	<0.00002	<W	0.00050	mg/L		31-MAR-21	R5417643
Zinc (Zn)-Total	0.0002	<DL	0.0030	mg/L		31-MAR-21	R5417643
Zirconium (Zr)-Total	<0.000004	<W	0.00020	mg/L		31-MAR-21	R5417643
Dissolved Metals							
Dissolved Metals Filtration Location	FIELD					30-MAR-21	R5417140
Aluminum (Al)-Dissolved	<0.0002	<W	0.0050	mg/L		30-MAR-21	R5417384
Antimony (Sb)-Dissolved	<0.000005	<W	0.00010	mg/L		30-MAR-21	R5417384
Arsenic (As)-Dissolved	<0.000005	<W	0.00010	mg/L		30-MAR-21	R5417384
Barium (Ba)-Dissolved	<0.00002	<W	0.00010	mg/L		30-MAR-21	R5417384
Beryllium (Be)-Dissolved	<0.000002	<W	0.00010	mg/L		30-MAR-21	R5417384
Bismuth (Bi)-Dissolved	0.000005	<DL	0.000050	mg/L		30-MAR-21	R5417384
Boron (B)-Dissolved	0.008	<DL	0.010	mg/L		30-MAR-21	R5417384
Cadmium (Cd)-Dissolved	<0.0000002	<W	0.0000050	mg/L		30-MAR-21	R5417384
Calcium (Ca)-Dissolved	0.010	<DL	0.050	mg/L		30-MAR-21	R5417384
Cesium (Cs)-Dissolved	0.0000002	<DL	0.000010	mg/L		30-MAR-21	R5417384
Chromium (Cr)-Dissolved	0.00014	<DL	0.00050	mg/L		30-MAR-21	R5417384
Cobalt (Co)-Dissolved	<0.000002	<W	0.00010	mg/L		30-MAR-21	R5417384
Copper (Cu)-Dissolved	<0.00005	<W	0.00020	mg/L		30-MAR-21	R5417384
Iron (Fe)-Dissolved	<0.001	<W	0.010	mg/L		30-MAR-21	R5417384
Lead (Pb)-Dissolved	<0.00002	<W	0.000050	mg/L		30-MAR-21	R5417384
Lithium (Li)-Dissolved	<0.0002	<W	0.0010	mg/L		30-MAR-21	R5417384
Magnesium (Mg)-Dissolved	0.0005	<DL	0.0050	mg/L		30-MAR-21	R5417384
Manganese (Mn)-Dissolved	<0.00002	<W	0.00050	mg/L		30-MAR-21	R5417384
Mercury (Hg)-Dissolved	<0.000005	<W	0.000030	mg/L		06-APR-21	R5419821
Molybdenum (Mo)-Dissolved	<0.000005	<W	0.000050	mg/L		30-MAR-21	R5417384
Nickel (Ni)-Dissolved	<0.00002	<W	0.00050	mg/L		30-MAR-21	R5417384
Phosphorus (P)-Dissolved	<0.002	<W	0.050	mg/L		30-MAR-21	R5417384
Potassium (K)-Dissolved	<0.002	<W	0.050	mg/L		30-MAR-21	R5417384
Rubidium (Rb)-Dissolved	0.000002	<DL	0.00020	mg/L		30-MAR-21	R5417384
Selenium (Se)-Dissolved	<0.000002	<W	0.000050	mg/L		30-MAR-21	R5417384
Silicon (Si)-Dissolved	0.028	<DL	0.050	mg/L		30-MAR-21	R5417384
Silver (Ag)-Dissolved	<0.0000005	<W	0.000050	mg/L		30-MAR-21	R5417384
Sodium (Na)-Dissolved	0.035	<DL	0.050	mg/L		30-MAR-21	R5417384
Strontium (Sr)-Dissolved	0.00002	<DL	0.0010	mg/L		30-MAR-21	R5417384
Sulfur (S)-Dissolved	<0.05	<W	0.50	mg/L		30-MAR-21	R5417384
Tellurium (Te)-Dissolved	<0.000005	<W	0.00020	mg/L		30-MAR-21	R5417384
Thallium (Tl)-Dissolved	<0.000001	<W	0.000010	mg/L		30-MAR-21	R5417384
Thorium (Th)-Dissolved	<0.000002	<W	0.00010	mg/L		30-MAR-21	R5417384

* Refer to Referenced Information for Qualifiers (if any) and Methodology.

ALS ENVIRONMENTAL ANALYTICAL REPORT

Sample Details/Parameters	Result	Qualifier*	D.L.	Units	Extracted	Analyzed	Batch
L2571073-17 TB SW 20210309 Sampled By: Client on 26-MAR-21 @ 16:10 Matrix: SW							
Dissolved Metals							
Tin (Sn)-Dissolved	0.00001	<DL	0.00010	mg/L		30-MAR-21	R5417384
Titanium (Ti)-Dissolved	<0.00002	<W	0.00030	mg/L		30-MAR-21	R5417384
Tungsten (W)-Dissolved	<0.000002	<W	0.00010	mg/L		30-MAR-21	R5417384
Uranium (U)-Dissolved	<0.0000005	<W	0.000010	mg/L		30-MAR-21	R5417384
Vanadium (V)-Dissolved	<0.00002	<W	0.00050	mg/L		30-MAR-21	R5417384
Zinc (Zn)-Dissolved	<0.0002	<W	0.0010	mg/L		30-MAR-21	R5417384
Zirconium (Zr)-Dissolved	<0.000004	<W	0.00020	mg/L		30-MAR-21	R5417384
Aggregate Organics							
Biochemical Oxygen Demand	<2.0	BODF	2.0	mg/L		29-MAR-21	R5418844
COD	<10		10	mg/L		07-APR-21	R5421104
Oil and Grease, Total	1.4		1.0	mg/L	21-APR-21	21-APR-21	R5435738

* Refer to Referenced Information for Qualifiers (if any) and Methodology.

Reference Information

QC Samples with Qualifiers & Comments:

QC Type Description	Parameter	Qualifier	Applies to Sample Number(s)
Matrix Spike	Nitrite (as N)	MS-B	L2571073-1, -10, -11, -12, -13, -14, -15, -16, -2, -3, -4, -5, -6, -7, -8, -9
Matrix Spike	Nitrate (as N)	MS-B	L2571073-1, -10, -11, -12, -13, -14, -15, -16, -2, -3, -4, -5, -6, -7, -8, -9
Matrix Spike	Sulfate (SO4)	MS-B	L2571073-1, -10, -11, -12, -13, -14, -15, -16, -2, -3, -4, -5, -6, -7, -8, -9
Matrix Spike	Total Organic Carbon	MS-B	L2571073-1, -10, -11, -12, -13, -14, -15, -16, -17, -2, -3, -4, -5, -6, -7, -8, -9

Sample Parameter Qualifier key listed:

Qualifier	Description
<DL	Recorded value = measured amount <LMDL (non-zero)
<T	A Measurable Trace Amount: Interpret With Caution
<W	No Measurable Response (Zero): < Reported Value
BODF	BOD analyzed from frozen (preserved) sample. Hold time for unpreserved samples was exceeded, but freezing extends hold time to at least 1 month [ISO 5667-3 (2018)].
MS-B	Matrix Spike recovery could not be accurately calculated due to high analyte background in sample.
NDLA	No Data: Sample spoiled in Laboratory Accident
PEHT	Parameter Exceeded Recommended Holding Time Prior to Analysis

Test Method References:

ALS Test Code	Matrix	Test Description	Method Reference**
ACY-MISA-TB	Effluent	Acidity (as CaCO3)	APHA 2310 B-POTENTIOMETRIC TITRATION

Aqueous matrices are analyzed by potentiometry. Acidity reported includes acidity caused by hydrolyzable metals present in the sample.

ALK-MISA-TB	Effluent	Alkalinity, Total (as CaCO3)	APHA 2320 B-Auto-Pot. Titration

This analysis is carried out using procedures adapted from APHA Method 2320 "Alkalinity". Total alkalinity is determined by potentiometric titration to a pH 4.5 endpoint. Bicarbonate, carbonate and hydroxide alkalinity are calculated from phenolphthalein alkalinity and total alkalinity values.

BOD-TB	Water	Biochemical Oxygen Demand (BOD)	APHA 5210 B- BIOCHEMICAL OXYGEN DEMAND

All forms of biochemical oxygen demand (BOD) are determined by diluting and incubating a sample for a specified time period, and measuring the oxygen depletion using a dissolved oxygen meter. Dissolved BOD (SOLUBLE) is determined by filtering the sample through a glass fibre filter prior to dilution. Carbonaceous BOD (CBOD) is determined by adding a nitrification inhibitor to the diluted sample prior to incubation.

CL-L-IC-N-TB	Water	Chloride in Water by IC (Low Level)	EPA 300.1 (mod)

Inorganic anions are analyzed by Ion Chromatography with conductivity and/or UV detection.

CN-FREE-MISA-CFA-WT	Effluent	Free Cyanide by Continuous Flow Analyzer	ASTM D7237-10 (modified)

This analysis is carried out using procedures adapted from ASTM Method 7237 "Free Cyanide with Flow Injection Analysis (FIA) Utilizing Gas Diffusion Separation and Amperometric Detection". Free cyanide is determined by in-line gas diffusion at pH 6 with final determination by colourimetric analysis.

CN-T-MISA-CFA-WT	Effluent	Total Cyanide by CFA	ISO 14403-2:2012 (modified)

This analysis is carried out using procedures adapted from ISO Method 14403:2002 "Determination of Total Cyanide using Flow Analysis (FIA and CFA)". Total or strong acid dissociable (SAD) cyanide is determined by in-line UV digestion along with sample distillation and final determination by colourimetric analysis.
Method Limitation: This method is susceptible to interference from thiocyanate (SCN). If SCN is present in the sample, there could be a positive interference with this method, but it would be less than 1% and could be as low as zero.

CN-WAD-MISA-CFA-WT	Effluent	Weak Acid Dissociable Cyanide by CFA	APHA 4500-CN CYANIDE (modified)

This analysis is carried out using procedures adapted from APHA Method 4500-CN I. "Weak Acid Dissociable Cyanide". Weak Acid Dissociable (WAD) cyanide is determined by in-line sample distillation with final determination by colourimetric analysis.

COD-T-WT	Water	Chemical Oxygen Demand	APHA 5220 D

This analysis is carried out using procedures adapted from APHA Method 5220 "Chemical Oxygen Demand (COD)". Chemical oxygen demand is determined using the closed reflux colourimetric method.

COLOUR-TB	Water	Colour, True	APHA 2120 C

True Colour in aqueous matrices is analyzed using colourimetric detection. This is determined by filtering a sample through a 0.45 micron membrane filter followed by analysis of the filtrate using a platinum-cobalt standard.

DO-CLIENT-TB	Water	Dissolved Oxygen, Client Supplied	Result supplied by Client

Reference Information

DOC-WT	Effluent	Dissolved Organic Carbon for MISA	APHA 5310 B-Instrumental
EC-MISA-TB	Effluent	Conductivity (EC)	APHA 2510 B-ELECTRODE

This analysis is carried out using procedures adapted from APHA Method 2510 "Conductivity". Conductivity is determined using a conductivity electrode.

ETL-NH3-UNION-CLI-WT	Water	Un-ionized ammonia	CALCULATION
F-IC-N-TB	Water	Fluoride in Water by IC	EPA 300.1 (mod)

Inorganic anions are analyzed by Ion Chromatography with conductivity and/or UV detection.

HARDNESS-CALC-WT	Water	Hardness	APHA 2340 B

Hardness (also known as Total Hardness) is calculated from the sum of Calcium and Magnesium concentrations, expressed in CaCO3 equivalents. Dissolved Calcium and Magnesium concentrations are preferentially used for the hardness calculation.

HG-DIS-WT	Effluent	Mercury (Hg)-Dissolved for MISA	SW846 7470A
HG-TOT-WT	Effluent	Mercury (Hg)-Total for MISA	SW846 7470A
MET-D-MISA-MS-WT	Effluent	Diss. Metals in Effluent by ICPMS (MISA)	EPA 200.8

The concentration of metals determined on an filtered effluent sample for the MISA regulation. The samples are analyzed directly (undigested) by ICP-MS.

MET-T-MISA-MS-WT	Effluent	Total Metals by ICPMS	EPA 200.8

The concentration of metals determined on an unfiltered effluent sample for the MISA regulation. The samples are digested in acid and analyzed by ICP-MS.

NH3-F-WT	Effluent	Ammonia, Total as N	J. ENVIRON. MONIT., 2005, 7, 37-42, RSC

This analysis is carried out, on sulfuric acid preserved samples, using procedures modified from J. Environ. Monit., 2005, 7, 37 - 42, The Royal Society of Chemistry, "Flow-injection analysis with fluorescence detection for the determination of trace levels of ammonium in seawater", Roslyn J. Waston et al.

NO2-MISA-IC-TB	Effluent	Nitrite in Water by IC	EPA 300.1 (mod)

Anions in aqueous matrices are analyzed using ion chromatography with conductivity and/or UV absorbance detectors.

NO3-MISA-IC-TB	Effluent	Nitrate in Water by IC	EPA 300.1 (mod)

Anions in aqueous matrices are analyzed using ion chromatography with conductivity and/or UV absorbance detectors.

OGG-TOT-WT	Effluent	Oil and Grease, Total for MISA	APHA 5520 B-Hexane Gravimetric
PH-CLIENT-TB	Water	pH	Result supplied by Client
PH-MISA-TB	Effluent	pH	APHA 4500-H-ELECTRODE

This analysis is carried out using procedures adapted from APHA Method 4500-H "pH Value". The pH is determined in the laboratory using a pH electrode

PO4-DO-COL-WT	Water	Diss. Orthophosphate in Water by Colour	APHA 4500-P PHOSPHORUS

This analysis is carried out using procedures adapted from APHA Method 4500-P "Phosphorus". Dissolved Orthophosphate is determined colourimetrically on a sample that has been lab or field filtered through a 0.45 micron membrane filter.

RA226-MMER-BE	Water	Radium 226	Radium Isotopes by Alpha Spectrometry

Determination of Gamma Emitting Radionuclides In Water and Solids by Gamma Spectrometry.

SO4-MISA-IC-TB	Effluent	Sulfate in Water by IC	EPA 300.1 (mod)

Anions in aqueous matrices are analyzed using ion chromatography with conductivity and/or UV absorbance detectors.

TDS-MISA-TB	Effluent	Total Dissolved Solids	APHA 2540 C (modified)

Aqueous matrices are analyzed using gravimetry and evaporation

TEMP-CLIENT-TB	Water	Temperature	Result supplied by Client

Reference Information

TKN-WT	Effluent	Total Kjeldahl Nitrogen for MISA	APHA 4500-N
TOC-WT	Water	Total Organic Carbon	APHA 5310B

Sample is injected into a heated reaction chamber which is packed with an oxidative catalyst. The water is vaporized and the organic cabon is oxidized to carbon dioxide. The carbon dioxide is transported in a carrier gas and is measured by a non-dispersive infrared detector.

TSS-MISA-TB	Effluent	Total Suspended Solids	APHA 2540 D (modified)

Aqueous matrices are analyzed using gravimetry

TURBIDITY-TB	Water	Turbidity	APHA 2130 B-Nephelometer

Aqueous matrices are analyzed using nephelometry with the light scatter measured at a 90” angle.

** ALS test methods may incorporate modifications from specified reference methods to improve performance.

The last two letters of the above test code(s) indicate the laboratory that performed analytical analysis for that test. Refer to the list below:

Laboratory Definition Code	Laboratory Location
TB	ALS ENVIRONMENTAL - THUNDER BAY, ONTARIO, CANADA
WT	ALS ENVIRONMENTAL - WATERLOO, ONTARIO, CANADA
BE	BECQUEREL LABORATORIES INC. - MISSISSAUGA, ONTARIO, CANADA

Chain of Custody Numbers:

GLOSSARY OF REPORT TERMS

Surrogates are compounds that are similar in behaviour to target analyte(s), but that do not normally occur in environmental samples. For applicable tests, surrogates are added to samples prior to analysis as a check on recovery. In reports that display the D.L. column, laboratory objectives for surrogates are listed there.
mg/kg - milligrams per kilogram based on dry weight of sample
mg/kg wwt - milligrams per kilogram based on wet weight of sample
mg/kg lwt - milligrams per kilogram based on lipid weight of sample
mg/L - unit of concentration based on volume, parts per million.
< - Less than.
D.L. - The reporting limit.
N/A - Result not available. Refer to qualifier code and definition for explanation.

Test results reported relate only to the samples as received by the laboratory.
UNLESS OTHERWISE STATED, ALL SAMPLES WERE RECEIVED IN ACCEPTABLE CONDITION.
Analytical results in unsigned test reports with the DRAFT watermark are subject to change, pending final QC review.

Quality Control Report

Workorder: L2571073 Report Date: 07-MAY-21

Client: New Gold Inc. Rainy River Project
24 Marr Rd
Barwick ON P0W 1A0
Contact: Garnet Cornell

Test	Matrix	Reference	Result	Qualifier	Units	RPD	Limit	Analyzed
BOD-TB	**Water**							
Batch R5418461								
WG3509378-6 LCS								
Biochemical Oxygen Demand			93.4		%		85-115	27-MAR-21
WG3509378-5 MB								
Biochemical Oxygen Demand			<2.0		mg/L		2	27-MAR-21
Batch R5418844								
WG3509927-8 DUP		**L2571068-1**						
Biochemical Oxygen Demand		57	54		mg/L	4.8	30	29-MAR-21
WG3509927-2 LCS								
Biochemical Oxygen Demand			91.2		%		85-115	29-MAR-21
WG3509927-6 LCS								
Biochemical Oxygen Demand			90.0		%		85-115	29-MAR-21
WG3509927-1 MB								
Biochemical Oxygen Demand			<2.0		mg/L		2	29-MAR-21
WG3509927-5 MB								
Biochemical Oxygen Demand			<2.0		mg/L		2	29-MAR-21
CL-L-IC-N-TB	**Water**							
Batch R5416958								
WG3509845-3 DUP		**L2571073-12**						
Chloride (Cl)		7.79	7.85		mg/L	0.8	20	29-MAR-21
WG3509845-2 LCS								
Chloride (Cl)			100.4		%		90-110	29-MAR-21
WG3509847-2 LCS								
Chloride (Cl)			97.6		%		90-110	29-MAR-21
WG3509845-1 MB								
Chloride (Cl)			<0.10		mg/L		0.1	29-MAR-21
WG3509847-1 MB								
Chloride (Cl)			<0.10		mg/L		0.1	29-MAR-21
COD-T-WT	**Water**							
Batch R5418680								
WG3512298-3 DUP		**L2570720-1**						
COD		62	66		mg/L	6.7	20	02-APR-21
WG3512298-2 LCS								
COD			106.7		%		85-115	02-APR-21
WG3512298-1 MB								
COD			<10		mg/L		10	02-APR-21
WG3512298-4 MS		**L2570720-1**						
COD			108.0		%		75-125	02-APR-21

Quality Control Report

Client: New Gold Inc. Rainy River Project
24 Marr Rd
Barwick ON P0W 1A0
Contact: Garnet Cornell

Test	Matrix	Reference	Result	Qualifier	Units	RPD	Limit	Analyzed
COD-T-WT	**Water**							
Batch R5418687								
WG3511682-3 DUP		**L2571073-1**						
COD		<10	<10	RPD-NA	mg/L	N/A	20	01-APR-21
WG3511682-2 LCS								
COD			106.8		%		85-115	01-APR-21
WG3511682-1 MB								
COD			<10		mg/L		10	01-APR-21
WG3511682-4 MS		**L2571073-1**						
COD			102.2		%		75-125	01-APR-21
Batch R5421098								
WG3513303-3 DUP		**L2571073-6**						
COD		31	32		mg/L	2.2	20	06-APR-21
WG3513303-2 LCS								
COD			108.6		%		85-115	06-APR-21
WG3513303-1 MB								
COD			<10		mg/L		10	06-APR-21
WG3513303-4 MS		**L2571073-6**						
COD			103.7		%		75-125	06-APR-21
Batch R5421104								
WG3514011-3 DUP		**L2571073-5**						
COD		42	43		mg/L	1.9	20	07-APR-21
WG3514011-2 LCS								
COD			105.9		%		85-115	07-APR-21
WG3514011-1 MB								
COD			<10		mg/L		10	07-APR-21
WG3514011-4 MS		**L2571073-5**						
COD			107.8		%		75-125	07-APR-21
COLOUR-TB	**Water**							
Batch R5416191								
WG3509376-2 LCS								
Color, True			93.1		%		85-115	27-MAR-21
WG3509376-1 MB								
Color, True			<2.0		CU		2	27-MAR-21
F-IC-N-TB	**Water**							
Batch R5416958								
WG3509845-3 DUP		**L2571073-12**						
Fluoride (F)		0.042	0.044		mg/L	4.2	20	29-MAR-21
WG3509845-2 LCS								

Quality Control Report

Client: New Gold Inc. Rainy River Project
24 Marr Rd
Barwick ON P0W 1A0
Contact: Garnet Cornell

Test	Matrix	Reference	Result	Qualifier	Units	RPD	Limit	Analyzed
F-IC-N-TB	**Water**							
Batch R5416958								
WG3509845-2 LCS								
Fluoride (F)			102.8		%		90-110	29-MAR-21
WG3509847-2 LCS								
Fluoride (F)			99.9		%		90-110	29-MAR-21
WG3509845-1 MB								
Fluoride (F)			<0.020		mg/L		0.02	29-MAR-21
WG3509847-1 MB								
Fluoride (F)			<0.020		mg/L		0.02	29-MAR-21
PO4-DO-COL-WT	**Water**							
Batch R5417726								
WG3511032-3 DUP		**L2571073-1**						
Orthophosphate-Dissolved (as P)		<0.0030	<0.0030	RPD-NA	mg/L	N/A	20	31-MAR-21
WG3511032-2 LCS								
Orthophosphate-Dissolved (as P)			97.1		%		80-120	31-MAR-21
WG3511032-1 MB								
Orthophosphate-Dissolved (as P)			<0.0030		mg/L		0.003	31-MAR-21
WG3511032-4 MS		**L2571073-1**						
Orthophosphate-Dissolved (as P)			102.0		%		70-130	31-MAR-21
TOC-WT	**Water**							
Batch R5419061								
WG3511803-3 DUP		**L2571073-13**						
Total Organic Carbon		13.8	14.5		mg/L	4.8	20	01-APR-21
WG3511803-2 LCS								
Total Organic Carbon			105.5		%		80-120	01-APR-21
WG3511803-1 MB								
Total Organic Carbon			<0.50		mg/L		0.5	01-APR-21
WG3511803-4 MS		**L2571073-13**						
Total Organic Carbon			N/A	MS-B	%		-	01-APR-21
TURBIDITY-TB	**Water**							
Batch R5416177								
WG3509476-3 DUP		**L2571073-2**						
Turbidity		1.39	1.51		NTU	8.3	15	27-MAR-21
WG3509476-2 LCS								
Turbidity			100.5		%		85-115	27-MAR-21
WG3509476-1 MB								
Turbidity			<0.10		NTU		0.1	27-MAR-21

Quality Control Report

Client: New Gold Inc. Rainy River Project
24 Marr Rd
Barwick ON P0W 1A0
Contact: Garnet Cornell

Test	Matrix	Reference	Result	Qualifier	Units	RPD	Limit	Analyzed
TURBIDITY-TB	**Water**							
Batch R5416202								
WG3509488-3 DUP		**L2571073-11**						
Turbidity		8.80	8.78		NTU	0.2	15	27-MAR-21
WG3509488-2 LCS								
Turbidity			99.0		%		85-115	27-MAR-21
WG3509488-1 MB								
Turbidity			<0.10		NTU		0.1	27-MAR-21
ACY-MISA-TB	**Effluent**							
Batch R5416967								
WG3509833-3 DUP		**L2571073-3**						
Acidity (as CaCO3)		3.6	3.4		mg/L	4.0	20	29-MAR-21
WG3509840-3 DUP		**L2571084-2**						
Acidity (as CaCO3)		6.6	5.8		mg/L	12	20	29-MAR-21
WG3509833-2 LCS								
Acidity (as CaCO3)			109.1		%		85-115	29-MAR-21
WG3509840-2 LCS								
Acidity (as CaCO3)			107.6		%		85-115	29-MAR-21
WG3509833-1 MB								
Acidity (as CaCO3)			1.6		mg/L		4	29-MAR-21
WG3509840-1 MB								
Acidity (as CaCO3)			1.8		mg/L		4	29-MAR-21
ALK-MISA-TB	**Effluent**							
Batch R5416399								
WG3509500-3 DUP		**L2571073-11**						
Alkalinity, Total (as CaCO3)		106	106		mg/L	0.1	20	27-MAR-21
Alkalinity, Phenolphthalein		<0.2	<0.2	RPD-NA	mg/L	N/A	25	27-MAR-21
WG3509502-3 DUP		**L2571084-2**						
Alkalinity, Total (as CaCO3)		126	129		mg/L	2.3	20	27-MAR-21
Alkalinity, Phenolphthalein		<0.2	<0.2	RPD-NA	mg/L	N/A	25	27-MAR-21
WG3509500-2 LCS								
Alkalinity, Total (as CaCO3)			104.4		%		85-115	27-MAR-21
WG3509502-2 LCS								
Alkalinity, Total (as CaCO3)			103.8		%		85-115	27-MAR-21
WG3509500-1 MB								
Alkalinity, Total (as CaCO3)			<0.2		mg/L		2	27-MAR-21
Alkalinity, Phenolphthalein			<0.2		mg/L		2	27-MAR-21
WG3509502-1 MB								
Alkalinity, Total (as CaCO3)			0.2		mg/L		2	27-MAR-21

Quality Control Report

Client: New Gold Inc. Rainy River Project
24 Marr Rd
Barwick ON P0W 1A0
Contact: Garnet Cornell

Test	Matrix	Reference	Result	Qualifier	Units	RPD	Limit	Analyzed
ALK-MISA-TB	**Effluent**							
Batch R5416399								
WG3509502-1 MB								
Alkalinity, Phenolphthalein			<0.2		mg/L		2	27-MAR-21
CN-FREE-MISA-CFA-WT	**Effluent**							
Batch R5417806								
WG3510723-3 DUP		**L2571073-3**						
Cyanide, Free		0.0017	0.0003	RPD-NA	mg/L	N/A	20	30-MAR-21
Cyanide, Free		0.0017	0.0005	RPD-NA	mg/L	N/A	20	31-MAR-21
WG3510723-2 LCS								
Cyanide, Free			90.0		%		80-120	30-MAR-21
WG3510723-1 MB								
Cyanide, Free			0.0002		mg/L		0.002	30-MAR-21
WG3510723-4 MS		**L2571073-3**						
Cyanide, Free			98.1		%		75-125	31-MAR-21
WG3510723-8 MS		**L2571073-5**						
Cyanide, Free			99.9		%		75-125	30-MAR-21
CN-T-MISA-CFA-WT	**Effluent**							
Batch R5417806								
WG3510723-3 DUP		**L2571073-3**						
Cyanide, Total		0.0008	0.0004	RPD-NA	mg/L	N/A	20	30-MAR-21
WG3510723-7 DUP		**L2571073-5**						
Cyanide, Total		0.0004	0.0004	RPD-NA	mg/L	N/A	20	30-MAR-21
WG3510723-2 LCS								
Cyanide, Total			95.3		%		80-120	30-MAR-21
WG3510723-6 LCS								
Cyanide, Total			94.7		%		80-120	30-MAR-21
WG3510723-1 MB								
Cyanide, Total			<0.0002		mg/L		0.002	30-MAR-21
WG3510723-5 MB								
Cyanide, Total			<0.0002		mg/L		0.002	30-MAR-21
WG3510723-4 MS		**L2571073-3**						
Cyanide, Total			81.5		%		75-125	30-MAR-21
WG3510723-8 MS		**L2571073-5**						
Cyanide, Total			92.7		%		75-125	30-MAR-21
CN-WAD-MISA-CFA-WT	**Effluent**							

Quality Control Report

Client: New Gold Inc. Rainy River Project
24 Marr Rd
Barwick ON P0W 1A0
Contact: Garnet Cornell

Test	Matrix	Reference	Result	Qualifier	Units	RPD	Limit	Analyzed
CN-WAD-MISA-CFA-WT	**Effluent**							
Batch R5417806								
WG3510723-3 DUP		**L2571073-3**						
Cyanide, Weak Acid Diss		0.0013	0.0002	RPD-NA	mg/L	N/A	20	30-MAR-21
Cyanide, Weak Acid Diss		0.0013	0.0007	RPD-NA	mg/L	N/A	20	31-MAR-21
WG3510723-2 LCS								
Cyanide, Weak Acid Diss			96.4		%		80-120	30-MAR-21
WG3510723-1 MB								
Cyanide, Weak Acid Diss			<0.0001		mg/L		0.002	30-MAR-21
WG3510723-4 MS		**L2571073-3**						
Cyanide, Weak Acid Diss			99.5		%		75-125	31-MAR-21
WG3510723-8 MS		**L2571073-5**						
Cyanide, Weak Acid Diss			100.2		%		75-125	30-MAR-21
DOC-WT	**Effluent**							
Batch R5419059								
WG3510810-3 DUP		**WG3510810-5**						
Dissolved Organic Carbon		12.1	12.5		mg/L	3.1	25	01-APR-21
WG3510810-2 LCS								
Dissolved Organic Carbon			100.5		%		70-130	01-APR-21
WG3510810-1 MB								
Dissolved Organic Carbon			<0.50		mg/L		0.5	01-APR-21
Batch R5419060								
WG3511589-3 DUP		**WG3511589-5**						
Dissolved Organic Carbon		<0.50	<0.50	RPD-NA	mg/L	N/A	25	01-APR-21
WG3511589-2 LCS								
Dissolved Organic Carbon			100.1		%		70-130	01-APR-21
WG3511589-1 MB								
Dissolved Organic Carbon			<0.50		mg/L		0.5	01-APR-21
EC-MISA-TB	**Effluent**							
Batch R5416399								
WG3509500-3 DUP		**L2571073-11**						
Conductivity (EC)		241	241		uS/cm	0.0	10	27-MAR-21
WG3509502-3 DUP		**L2571084-2**						
Conductivity (EC)		590	588		uS/cm	0.3	10	27-MAR-21
WG3509500-2 LCS								
Conductivity (EC)			99.1		%		90-110	27-MAR-21
WG3509502-2 LCS								
Conductivity (EC)			98.2		%		90-110	27-MAR-21
WG3509500-1 MB								

Quality Control Report

Client: New Gold Inc. Rainy River Project
24 Marr Rd
Barwick ON P0W 1A0
Contact: Garnet Cornell

Test	Matrix	Reference	Result	Qualifier	Units	RPD	Limit	Analyzed
EC-MISA-TB	**Effluent**							
Batch R5416399								
WG3509500-1 MB								
Conductivity (EC)			0.8		uS/cm		2	27-MAR-21
WG3509502-1 MB								
Conductivity (EC)			0.8		uS/cm		2	27-MAR-21
HG-DIS-WT	**Effluent**							
Batch R5419821								
WG3512314-3 DUP		**L2571073-3**						
Mercury (Hg)-Dissolved		<0.000005	<0.000005	RPD-NA	mg/L	N/A	20	06-APR-21
WG3512314-2 LCS								
Mercury (Hg)-Dissolved			104.0		%		80-120	06-APR-21
WG3512314-1 MB								
Mercury (Hg)-Dissolved			<0.000005		mg/L		0.00003	06-APR-21
WG3512314-4 MS		**L2571073-12**						
Mercury (Hg)-Dissolved			103.9		%		70-130	06-APR-21
HG-TOT-WT	**Effluent**							
Batch R5417776								
WG3510706-3 DUP		**L2571070-1**						
Mercury (Hg)-Total		<0.000005	0.000005	RPD-NA	mg/L	N/A	20	31-MAR-21
WG3510706-2 LCS								
Mercury (Hg)-Total			112.0		%		80-120	31-MAR-21
WG3510706-1 MB								
Mercury (Hg)-Total			<0.000005		mg/L		0.00003	31-MAR-21
WG3510706-4 MS		**L2571070-2**						
Mercury (Hg)-Total			108.3		%		70-130	31-MAR-21
Batch R5417777								
WG3510709-3 DUP		**L2571073-1**						
Mercury (Hg)-Total		<0.000005	<0.000005	RPD-NA	mg/L	N/A	20	31-MAR-21
WG3510709-2 LCS								
Mercury (Hg)-Total			112.0		%		80-120	31-MAR-21
WG3510709-1 MB								
Mercury (Hg)-Total			<0.000005		mg/L		0.00003	31-MAR-21
WG3510709-4 MS		**L2571073-5**						
Mercury (Hg)-Total			110.9		%		70-130	31-MAR-21
MET-D-MISA-MS-WT	**Effluent**							

Quality Control Report

Client: New Gold Inc. Rainy River Project
24 Marr Rd
Barwick ON P0W 1A0
Contact: Garnet Cornell

Test	Matrix	Reference	Result	Qualifier	Units	RPD	Limit	Analyzed
MET-D-MISA-MS-WT	**Effluent**							
Batch	**R5417384**							
WG3510653-4	**DUP**	**WG3510653-3**						
Aluminum (Al)-Dissolved		0.0124	0.0058	RPD-NA	mg/L	N/A	20	30-MAR-21
Antimony (Sb)-Dissolved		0.000195	0.000180	RPD-NA	mg/L	N/A	20	30-MAR-21
Arsenic (As)-Dissolved		0.000855	0.000875	RPD-NA	mg/L	N/A	20	30-MAR-21
Barium (Ba)-Dissolved		0.239	0.232		mg/L	3.3	20	30-MAR-21
Beryllium (Be)-Dissolved		<0.000002	<0.000002	RPD-NA	mg/L	N/A	20	30-MAR-21
Bismuth (Bi)-Dissolved		0.000010	0.000010	RPD-NA	mg/L	N/A	20	30-MAR-21
Boron (B)-Dissolved		0.110	0.100	RPD-NA	mg/L	N/A	20	30-MAR-21
Cadmium (Cd)-Dissolved		0.000210	0.000147	J	mg/L	0.000063	0.0001	30-MAR-21
Calcium (Ca)-Dissolved		135	128		mg/L	5.3	20	30-MAR-21
Cesium (Cs)-Dissolved		0.0000164	0.0000172	RPD-NA	mg/L	N/A	25	30-MAR-21
Chromium (Cr)-Dissolved		0.00034	0.00038	RPD-NA	mg/L	N/A	20	30-MAR-21
Cobalt (Co)-Dissolved		0.00363	0.00347		mg/L	4.4	20	30-MAR-21
Copper (Cu)-Dissolved		0.00080	0.00060	RPD-NA	mg/L	N/A	20	30-MAR-21
Iron (Fe)-Dissolved		23.7	22.6		mg/L	5.0	20	30-MAR-21
Lead (Pb)-Dissolved		0.00006	0.00004	RPD-NA	mg/L	N/A	20	30-MAR-21
Lithium (Li)-Dissolved		0.0118	0.0106		mg/L	10	20	30-MAR-21
Magnesium (Mg)-Dissolved		29.0	27.4		mg/L	5.6	20	30-MAR-21
Manganese (Mn)-Dissolved		3.07	2.91		mg/L	5.2	20	30-MAR-21
Molybdenum (Mo)-Dissolved		0.000565	0.000540		mg/L	4.6	20	30-MAR-21
Nickel (Ni)-Dissolved		0.0135	0.0129		mg/L	4.2	20	30-MAR-21
Phosphorus (P)-Dissolved		<0.002	<0.002	RPD-NA	mg/L	N/A	25	30-MAR-21
Potassium (K)-Dissolved		12.1	11.8		mg/L	3.2	20	30-MAR-21
Rubidium (Rb)-Dissolved		0.00581	0.00591		mg/L	1.7	25	30-MAR-21
Selenium (Se)-Dissolved		0.000370	0.000326	RPD-NA	mg/L	N/A	20	30-MAR-21
Silicon (Si)-Dissolved		17.7	17.2		mg/L	2.7	25	30-MAR-21
Silver (Ag)-Dissolved		0.0000040	0.0000050	RPD-NA	mg/L	N/A	20	30-MAR-21
Sodium (Na)-Dissolved		24.0	22.2		mg/L	7.6	20	30-MAR-21
Strontium (Sr)-Dissolved		0.424	0.373		mg/L	13	20	30-MAR-21
Sulfur (S)-Dissolved		0.75	0.70	RPD-NA	mg/L	N/A	25	30-MAR-21
Tellurium (Te)-Dissolved		<0.000005	0.000080	RPD-NA	mg/L	N/A	25	30-MAR-21
Thallium (Tl)-Dissolved		0.000007	0.000006	RPD-NA	mg/L	N/A	20	30-MAR-21
Thorium (Th)-Dissolved		0.000006	0.000006	RPD-NA	mg/L	N/A	25	30-MAR-21
Tin (Sn)-Dissolved		0.00002	<0.00001		mg/L			30-MAR-21

Quality Control Report

Client: New Gold Inc. Rainy River Project
24 Marr Rd
Barwick ON P0W 1A0
Contact: Garnet Cornell

Test	Matrix	Reference	Result	Qualifier	Units	RPD	Limit	Analyzed
MET-D-MISA-MS-WT	**Effluent**							
Batch R5417384								
WG3510653-4 DUP		**WG3510653-3**						
Tin (Sn)-Dissolved		0.00002	<0.00001	RPD-NA	mg/L	N/A	20	30-MAR-21
Titanium (Ti)-Dissolved		0.00048	0.00044	RPD-NA	mg/L	N/A	20	30-MAR-21
Tungsten (W)-Dissolved		<0.000002	<0.000002	RPD-NA	mg/L	N/A	20	30-MAR-21
Uranium (U)-Dissolved		0.000955	0.000967		mg/L	1.3	20	30-MAR-21
Vanadium (V)-Dissolved		0.00034	0.00028	RPD-NA	mg/L	N/A	20	30-MAR-21
Zinc (Zn)-Dissolved		0.112	0.101		mg/L	9.9	20	30-MAR-21
Zirconium (Zr)-Dissolved		0.000240	0.000236	RPD-NA	mg/L	N/A	20	30-MAR-21
WG3510679-4 DUP		**WG3510679-3**						
Aluminum (Al)-Dissolved		0.0410	0.0466	RPD-NA	mg/L	N/A	20	30-MAR-21
Antimony (Sb)-Dissolved		0.00247	0.00252		mg/L	1.8	20	30-MAR-21
Arsenic (As)-Dissolved		0.0786	0.0837		mg/L	6.3	20	30-MAR-21
Barium (Ba)-Dissolved		0.0244	0.0275		mg/L	12	20	30-MAR-21
Beryllium (Be)-Dissolved		<0.000002	<0.000002	RPD-NA	mg/L	N/A	20	30-MAR-21
Bismuth (Bi)-Dissolved		0.000015	0.000015	RPD-NA	mg/L	N/A	20	30-MAR-21
Boron (B)-Dissolved		0.050	0.052	RPD-NA	mg/L	N/A	20	30-MAR-21
Cadmium (Cd)-Dissolved		0.0000166	0.0000132	RPD-NA	mg/L	N/A	20	30-MAR-21
Calcium (Ca)-Dissolved		180	198		mg/L	9.5	20	30-MAR-21
Cesium (Cs)-Dissolved		0.000259	0.000239		mg/L	7.7	25	30-MAR-21
Chromium (Cr)-Dissolved		0.00012	0.00008	RPD-NA	mg/L	N/A	20	30-MAR-21
Cobalt (Co)-Dissolved		0.0533	0.0564		mg/L	5.7	20	30-MAR-21
Copper (Cu)-Dissolved		0.0715	0.0805		mg/L	12	20	30-MAR-21
Iron (Fe)-Dissolved		<0.001	<0.001	RPD-NA	mg/L	N/A	20	30-MAR-21
Lead (Pb)-Dissolved		<0.00002	<0.00002	RPD-NA	mg/L	N/A	20	30-MAR-21
Lithium (Li)-Dissolved		0.0028	0.0030	RPD-NA	mg/L	N/A	20	30-MAR-21
Magnesium (Mg)-Dissolved		9.41	11.0		mg/L	15	20	30-MAR-21
Manganese (Mn)-Dissolved		0.503	0.549		mg/L	8.6	20	30-MAR-21
Molybdenum (Mo)-Dissolved		0.0178	0.0197		mg/L	10	20	30-MAR-21
Nickel (Ni)-Dissolved		0.0151	0.0165		mg/L	9.2	20	30-MAR-21
Phosphorus (P)-Dissolved		<0.002	<0.002	RPD-NA	mg/L	N/A	25	30-MAR-21
Potassium (K)-Dissolved		44.7	53.6		mg/L	18	20	30-MAR-21
Rubidium (Rb)-Dissolved		0.0374	0.0424		mg/L	13	25	30-MAR-21
Selenium (Se)-Dissolved		0.00446	0.00420		mg/L	5.9	20	30-MAR-21
Silicon (Si)-Dissolved		1.22	1.39		mg/L	13	25	30-MAR-21

Quality Control Report

Client: New Gold Inc. Rainy River Project
24 Marr Rd
Barwick ON P0W 1A0
Contact: Garnet Cornell

Test	Matrix	Reference	Result	Qualifier	Units	RPD	Limit	Analyzed
MET-D-MISA-MS-WT	**Effluent**							
Batch R5417384								
WG3510679-4 DUP		**WG3510679-3**						
Silver (Ag)-Dissolved		0.0000225	0.0000090	RPD-NA	mg/L	N/A	20	30-MAR-21
Sodium (Na)-Dissolved		170	196		mg/L	15	20	30-MAR-21
Strontium (Sr)-Dissolved		0.568	0.649		mg/L	13	20	30-MAR-21
Sulfur (S)-Dissolved		270	304		mg/L	12	25	30-MAR-21
Tellurium (Te)-Dissolved		0.000065	0.000210	RPD-NA	mg/L	N/A	25	30-MAR-21
Thallium (Tl)-Dissolved		0.000036	0.000043	RPD-NA	mg/L	N/A	20	30-MAR-21
Thorium (Th)-Dissolved		0.000014	0.000008	RPD-NA	mg/L	N/A	25	30-MAR-21
Tin (Sn)-Dissolved		<0.00001	<0.00001	RPD-NA	mg/L	N/A	20	30-MAR-21
Titanium (Ti)-Dissolved		0.00016	0.00012	RPD-NA	mg/L	N/A	20	30-MAR-21
Tungsten (W)-Dissolved		0.00296	0.00308		mg/L	3.7	20	30-MAR-21
Uranium (U)-Dissolved		0.00242	0.00262		mg/L	8.1	20	30-MAR-21
Vanadium (V)-Dissolved		0.00020	0.00022	RPD-NA	mg/L	N/A	20	30-MAR-21
Zinc (Zn)-Dissolved		0.0008	0.0008	RPD-NA	mg/L	N/A	20	30-MAR-21
Zirconium (Zr)-Dissolved		0.000020	0.000012	RPD-NA	mg/L	N/A	20	30-MAR-21
WG3510653-1 MB								
Aluminum (Al)-Dissolved			0.0004		mg/L		0.005	30-MAR-21
Antimony (Sb)-Dissolved			<0.000005		mg/L		0.0001	30-MAR-21
Arsenic (As)-Dissolved			<0.000005		mg/L		0.0001	30-MAR-21
Barium (Ba)-Dissolved			<0.00002		mg/L		0.0001	30-MAR-21
Beryllium (Be)-Dissolved			<0.000002		mg/L		0.0001	30-MAR-21
Bismuth (Bi)-Dissolved			<0.000005		mg/L		0.00005	30-MAR-21
Boron (B)-Dissolved			<0.002		mg/L		0.01	30-MAR-21
Cadmium (Cd)-Dissolved			0.0000004		mg/L		0.000005	30-MAR-21
Calcium (Ca)-Dissolved			<0.005		mg/L		0.05	30-MAR-21
Cesium (Cs)-Dissolved			<0.0000002		mg/L		0.00001	30-MAR-21
Chromium (Cr)-Dissolved			<0.00002		mg/L		0.0005	30-MAR-21
Cobalt (Co)-Dissolved			<0.000002		mg/L		0.0001	30-MAR-21
Copper (Cu)-Dissolved			<0.00005		mg/L		0.0002	30-MAR-21
Iron (Fe)-Dissolved			<0.001		mg/L		0.01	30-MAR-21
Lead (Pb)-Dissolved			<0.00002		mg/L		0.00005	30-MAR-21
Lithium (Li)-Dissolved			<0.0002		mg/L		0.001	30-MAR-21
Magnesium (Mg)-Dissolved			<0.0005		mg/L		0.005	30-MAR-21
Manganese (Mn)-Dissolved			<0.00002		mg/L		0.0005	30-MAR-21

Quality Control Report

Client: New Gold Inc. Rainy River Project
24 Marr Rd
Barwick ON P0W 1A0
Contact: Garnet Cornell

Test	Matrix	Reference	Result	Qualifier	Units	RPD	Limit	Analyzed
MET-D-MISA-MS-WT	**Effluent**							
Batch	**R5417384**							
WG3510653-1	**MB**							
Molybdenum (Mo)-Dissolved			<0.000005		mg/L		0.00005	30-MAR-21
Nickel (Ni)-Dissolved			<0.00002		mg/L		0.0005	30-MAR-21
Phosphorus (P)-Dissolved			<0.002		mg/L		0.05	30-MAR-21
Potassium (K)-Dissolved			<0.002		mg/L		0.05	30-MAR-21
Rubidium (Rb)-Dissolved			0.000002		mg/L		0.0002	30-MAR-21
Selenium (Se)-Dissolved			<0.000002		mg/L		0.00005	30-MAR-21
Silicon (Si)-Dissolved			<0.002		mg/L		0.05	30-MAR-21
Silver (Ag)-Dissolved			<0.0000005		mg/L		0.00005	30-MAR-21
Sodium (Na)-Dissolved			0.025		mg/L		0.05	30-MAR-21
Strontium (Sr)-Dissolved			<0.00001		mg/L		0.001	30-MAR-21
Sulfur (S)-Dissolved			<0.05		mg/L		0.5	30-MAR-21
Tellurium (Te)-Dissolved			<0.000005		mg/L		0.0002	30-MAR-21
Thallium (Tl)-Dissolved			<0.000001		mg/L		0.00001	30-MAR-21
Thorium (Th)-Dissolved			<0.000002		mg/L		0.0001	30-MAR-21
Tin (Sn)-Dissolved			<0.00001		mg/L		0.0001	30-MAR-21
Titanium (Ti)-Dissolved			<0.00002		mg/L		0.0003	30-MAR-21
Tungsten (W)-Dissolved			<0.000002		mg/L		0.0001	30-MAR-21
Uranium (U)-Dissolved			<0.0000005		mg/L		0.00001	30-MAR-21
Vanadium (V)-Dissolved			0.00002		mg/L		0.0005	30-MAR-21
Zinc (Zn)-Dissolved			<0.0002		mg/L		0.001	30-MAR-21
Zirconium (Zr)-Dissolved			<0.000004		mg/L		0.0002	30-MAR-21
WG3510679-1	**MB**							
Aluminum (Al)-Dissolved			0.0004		mg/L		0.005	30-MAR-21
Antimony (Sb)-Dissolved			0.000010		mg/L		0.0001	30-MAR-21
Arsenic (As)-Dissolved			<0.000005		mg/L		0.0001	30-MAR-21
Barium (Ba)-Dissolved			<0.00002		mg/L		0.0001	30-MAR-21
Beryllium (Be)-Dissolved			<0.000002		mg/L		0.0001	30-MAR-21
Bismuth (Bi)-Dissolved			<0.000005		mg/L		0.00005	30-MAR-21
Boron (B)-Dissolved			<0.002		mg/L		0.01	30-MAR-21
Cadmium (Cd)-Dissolved			0.0000006		mg/L		0.000005	30-MAR-21
Calcium (Ca)-Dissolved			<0.005		mg/L		0.05	30-MAR-21
Cesium (Cs)-Dissolved			<0.0000002		mg/L		0.00001	30-MAR-21
Chromium (Cr)-Dissolved			<0.00002		mg/L		0.0005	30-MAR-21
Cobalt (Co)-Dissolved			<0.000002		mg/L		0.0001	30-MAR-21

Quality Control Report

Client: New Gold Inc. Rainy River Project
24 Marr Rd
Barwick ON P0W 1A0
Contact: Garnet Cornell

Test	Matrix	Reference	Result	Qualifier	Units	RPD	Limit	Analyzed
MET-D-MISA-MS-WT	**Effluent**							
Batch **R5417384**								
WG3510679-1 **MB**								
Copper (Cu)-Dissolved			<0.00005		mg/L		0.0002	30-MAR-21
Iron (Fe)-Dissolved			<0.001		mg/L		0.01	30-MAR-21
Lead (Pb)-Dissolved			<0.00002		mg/L		0.00005	30-MAR-21
Lithium (Li)-Dissolved			<0.0002		mg/L		0.001	30-MAR-21
Magnesium (Mg)-Dissolved			<0.0005		mg/L		0.005	30-MAR-21
Manganese (Mn)-Dissolved			<0.00002		mg/L		0.0005	30-MAR-21
Molybdenum (Mo)-Dissolved			<0.000005		mg/L		0.00005	30-MAR-21
Nickel (Ni)-Dissolved			<0.00002		mg/L		0.0005	30-MAR-21
Phosphorus (P)-Dissolved			<0.002		mg/L		0.05	30-MAR-21
Potassium (K)-Dissolved			<0.002		mg/L		0.05	30-MAR-21
Rubidium (Rb)-Dissolved			<0.000002		mg/L		0.0002	30-MAR-21
Selenium (Se)-Dissolved			0.000004		mg/L		0.00005	30-MAR-21
Silicon (Si)-Dissolved			<0.002		mg/L		0.05	30-MAR-21
Silver (Ag)-Dissolved			<0.0000005		mg/L		0.00005	30-MAR-21
Sodium (Na)-Dissolved			0.010		mg/L		0.05	30-MAR-21
Strontium (Sr)-Dissolved			<0.00001		mg/L		0.001	30-MAR-21
Sulfur (S)-Dissolved			<0.05		mg/L		0.5	30-MAR-21
Tellurium (Te)-Dissolved			<0.000005		mg/L		0.0002	30-MAR-21
Thallium (Tl)-Dissolved			<0.000001		mg/L		0.00001	30-MAR-21
Thorium (Th)-Dissolved			0.000002		mg/L		0.0001	30-MAR-21
Tin (Sn)-Dissolved			<0.00001		mg/L		0.0001	30-MAR-21
Titanium (Ti)-Dissolved			<0.00002		mg/L		0.0003	30-MAR-21
Tungsten (W)-Dissolved			0.000004		mg/L		0.0001	30-MAR-21
Uranium (U)-Dissolved			<0.0000005		mg/L		0.00001	30-MAR-21
Vanadium (V)-Dissolved			<0.00002		mg/L		0.0005	30-MAR-21
Zinc (Zn)-Dissolved			<0.0002		mg/L		0.001	30-MAR-21
Zirconium (Zr)-Dissolved			<0.000004		mg/L		0.0002	30-MAR-21
Batch **R5418169**								
WG3511018-4 **DUP**		**WG3511018-3**						
Aluminum (Al)-Dissolved		0.0060	0.0066		mg/L	8.2	20	31-MAR-21
Antimony (Sb)-Dissolved		0.000610	0.000605		mg/L	0.3	20	31-MAR-21
Arsenic (As)-Dissolved		0.00297	0.00308		mg/L	3.8	20	31-MAR-21
Barium (Ba)-Dissolved		0.0878	0.0905		mg/L	3.0	20	31-MAR-21
Beryllium (Be)-Dissolved		<0.000002	<0.000002					

Quality Control Report

Client: New Gold Inc. Rainy River Project
24 Marr Rd
Barwick ON P0W 1A0
Contact: Garnet Cornell

Test	Matrix	Reference	Result	Qualifier	Units	RPD	Limit	Analyzed
MET-D-MISA-MS-WT	**Effluent**							
Batch R5418169								
WG3511018-4 DUP		**WG3511018-3**						
Beryllium (Be)-Dissolved		<0.000002	<0.000002	RPD-NA	mg/L	N/A	20	31-MAR-21
Bismuth (Bi)-Dissolved		<0.000005	<0.000005	RPD-NA	mg/L	N/A	20	31-MAR-21
Boron (B)-Dissolved		0.276	0.284		mg/L	3.2	20	31-MAR-21
Cadmium (Cd)-Dissolved		0.0000146	0.0000134		mg/L	8.6	20	31-MAR-21
Calcium (Ca)-Dissolved		66.7	67.4		mg/L	1.0	20	31-MAR-21
Cesium (Cs)-Dissolved		0.0000546	0.0000574		mg/L	5.2	25	31-MAR-21
Chromium (Cr)-Dissolved		0.00022	0.00022	RPD-NA	mg/L	N/A	20	31-MAR-21
Cobalt (Co)-Dissolved		0.000186	0.000186		mg/L	0.6	20	31-MAR-21
Copper (Cu)-Dissolved		0.00345	0.00360		mg/L	4.4	20	31-MAR-21
Iron (Fe)-Dissolved		0.002	0.002	RPD-NA	mg/L	N/A	20	31-MAR-21
Lead (Pb)-Dissolved		0.00018	0.00016		mg/L	1.6	20	31-MAR-21
Lithium (Li)-Dissolved		0.0376	0.0382		mg/L	1.8	20	31-MAR-21
Magnesium (Mg)-Dissolved		34.9	36.3		mg/L	4.0	20	31-MAR-21
Manganese (Mn)-Dissolved		0.0308	0.0312		mg/L	1.5	20	31-MAR-21
Molybdenum (Mo)-Dissolved		0.0451	0.0453		mg/L	0.6	20	31-MAR-21
Nickel (Ni)-Dissolved		0.00198	0.00202		mg/L	1.8	20	31-MAR-21
Phosphorus (P)-Dissolved		0.006	0.008	RPD-NA	mg/L	N/A	25	31-MAR-21
Potassium (K)-Dissolved		39.5	40.8		mg/L	3.3	20	31-MAR-21
Rubidium (Rb)-Dissolved		0.0152	0.0154		mg/L	1.1	25	31-MAR-21
Selenium (Se)-Dissolved		0.000388	0.000408		mg/L	5.2	20	31-MAR-21
Silicon (Si)-Dissolved		5.65	5.59		mg/L	1.1	25	31-MAR-21
Silver (Ag)-Dissolved		0.0000015	0.0000015	RPD-NA	mg/L	N/A	20	31-MAR-21
Sodium (Na)-Dissolved		48.1	49.4		mg/L	2.8	20	31-MAR-21
Strontium (Sr)-Dissolved		2.07	2.08		mg/L	0.2	20	31-MAR-21
Sulfur (S)-Dissolved		18.4	18.2		mg/L	1.3	25	31-MAR-21
Tellurium (Te)-Dissolved		0.000045	0.000050	RPD-NA	mg/L	N/A	25	31-MAR-21
Thallium (Tl)-Dissolved		0.000035	0.000034		mg/L	2.3	20	31-MAR-21
Thorium (Th)-Dissolved		<0.000002	<0.000002	RPD-NA	mg/L	N/A	25	31-MAR-21
Tin (Sn)-Dissolved		0.00048	0.00050		mg/L	5.3	20	31-MAR-21
Titanium (Ti)-Dissolved		0.00012	0.00010	RPD-NA	mg/L	N/A	20	31-MAR-21
Tungsten (W)-Dissolved		0.000298	0.000294		mg/L	1.4	20	31-MAR-21
Uranium (U)-Dissolved		0.00361	0.00355		mg/L	1.7	20	31-MAR-21
Vanadium (V)-Dissolved		0.00148	0.00154		mg/L			31-MAR-21

Quality Control Report

Client: New Gold Inc. Rainy River Project
24 Marr Rd
Barwick ON P0W 1A0
Contact: Garnet Cornell

Test	Matrix	Reference	Result	Qualifier	Units	RPD	Limit	Analyzed
MET-D-MISA-MS-WT	**Effluent**							
Batch R5418169								
WG3511018-4 DUP		**WG3511018-3**						
Vanadium (V)-Dissolved		0.00148	0.00154		mg/L	3.7	20	31-MAR-21
Zinc (Zn)-Dissolved		0.0032	0.0034		mg/L	9.5	20	31-MAR-21
Zirconium (Zr)-Dissolved		0.000220	0.000220		mg/L	0.2	20	31-MAR-21
WG3511018-1 MB								
Aluminum (Al)-Dissolved			0.0006		mg/L		0.005	31-MAR-21
Antimony (Sb)-Dissolved			<0.000005		mg/L		0.0001	31-MAR-21
Arsenic (As)-Dissolved			<0.000005		mg/L		0.0001	31-MAR-21
Barium (Ba)-Dissolved			<0.00002		mg/L		0.0001	31-MAR-21
Beryllium (Be)-Dissolved			<0.000002		mg/L		0.0001	31-MAR-21
Bismuth (Bi)-Dissolved			<0.000005		mg/L		0.00005	31-MAR-21
Boron (B)-Dissolved			<0.002		mg/L		0.01	31-MAR-21
Cadmium (Cd)-Dissolved			0.0000004		mg/L		0.000005	31-MAR-21
Calcium (Ca)-Dissolved			<0.005		mg/L		0.05	31-MAR-21
Cesium (Cs)-Dissolved			0.0000012		mg/L		0.00001	31-MAR-21
Chromium (Cr)-Dissolved			<0.00002		mg/L		0.0005	31-MAR-21
Cobalt (Co)-Dissolved			<0.000002		mg/L		0.0001	31-MAR-21
Copper (Cu)-Dissolved			<0.00005		mg/L		0.0002	31-MAR-21
Iron (Fe)-Dissolved			<0.001		mg/L		0.01	31-MAR-21
Lead (Pb)-Dissolved			<0.00002		mg/L		0.00005	31-MAR-21
Lithium (Li)-Dissolved			<0.0002		mg/L		0.001	31-MAR-21
Magnesium (Mg)-Dissolved			<0.0005		mg/L		0.005	31-MAR-21
Manganese (Mn)-Dissolved			<0.00002		mg/L		0.0005	31-MAR-21
Molybdenum (Mo)-Dissolved			<0.000005		mg/L		0.00005	31-MAR-21
Nickel (Ni)-Dissolved			<0.00002		mg/L		0.0005	31-MAR-21
Phosphorus (P)-Dissolved			<0.002		mg/L		0.05	31-MAR-21
Potassium (K)-Dissolved			<0.002		mg/L		0.05	31-MAR-21
Rubidium (Rb)-Dissolved			<0.000002		mg/L		0.0002	31-MAR-21
Selenium (Se)-Dissolved			<0.000002		mg/L		0.00005	31-MAR-21
Silicon (Si)-Dissolved			<0.002		mg/L		0.05	31-MAR-21
Silver (Ag)-Dissolved			<0.0000005		mg/L		0.00005	31-MAR-21
Sodium (Na)-Dissolved			<0.005		mg/L		0.05	31-MAR-21
Strontium (Sr)-Dissolved			<0.00001		mg/L		0.001	31-MAR-21
Sulfur (S)-Dissolved			<0.05		mg/L		0.5	31-MAR-21
Tellurium (Te)-Dissolved			<0.000005				0.0002	

Quality Control Report

Client: New Gold Inc. Rainy River Project
24 Marr Rd
Barwick ON P0W 1A0
Contact: Garnet Cornell

Test	Matrix	Reference	Result	Qualifier	Units	RPD	Limit	Analyzed
MET-D-MISA-MS-WT	**Effluent**							
Batch R5418169								
WG3511018-1 MB								
Tellurium (Te)-Dissolved			<0.000005		mg/L		0.0002	31-MAR-21
Thallium (Tl)-Dissolved			<0.000001		mg/L		0.00001	31-MAR-21
Thorium (Th)-Dissolved			<0.000002		mg/L		0.0001	31-MAR-21
Tin (Sn)-Dissolved			<0.00001		mg/L		0.0001	31-MAR-21
Titanium (Ti)-Dissolved			<0.00002		mg/L		0.0003	31-MAR-21
Tungsten (W)-Dissolved			<0.000002		mg/L		0.0001	31-MAR-21
Uranium (U)-Dissolved			<0.0000005		mg/L		0.00001	31-MAR-21
Vanadium (V)-Dissolved			<0.00002		mg/L		0.0005	31-MAR-21
Zinc (Zn)-Dissolved			<0.0002		mg/L		0.001	31-MAR-21
Zirconium (Zr)-Dissolved			<0.000004		mg/L		0.0002	31-MAR-21
MET-T-MISA-MS-WT	**Effluent**							
Batch R5417643								
WG3511016-4 DUP		**WG3511016-3**						
Aluminum (Al)-Total		0.163	0.162		mg/L	0.6	25	31-MAR-21
Antimony (Sb)-Total		0.000075	0.000075	RPD-NA	mg/L	N/A	25	31-MAR-21
Arsenic (As)-Total		0.000695	0.000680		mg/L	2.4	25	31-MAR-21
Barium (Ba)-Total		0.0201	0.0200		mg/L	0.6	25	31-MAR-21
Beryllium (Be)-Total		0.000012	0.000012	RPD-NA	mg/L	N/A	25	31-MAR-21
Bismuth (Bi)-Total		0.000005	0.000005	RPD-NA	mg/L	N/A	25	31-MAR-21
Boron (B)-Total		0.014	0.014		mg/L	3.4	25	31-MAR-21
Cadmium (Cd)-Total		0.0000098	0.0000096		mg/L	2.1	25	31-MAR-21
Calcium (Ca)-Total		30.0	30.2		mg/L	0.7	25	31-MAR-21
Cesium (Cs)-Total		0.0000164	0.0000174		mg/L	5.9	25	31-MAR-21
Chromium (Cr)-Total		0.00010	0.00010	RPD-NA	mg/L	N/A	25	31-MAR-21
Cobalt (Co)-Total		0.000300	0.000286		mg/L	4.9	25	31-MAR-21
Copper (Cu)-Total		0.00085	0.00080		mg/L	2.0	25	31-MAR-21
Iron (Fe)-Total		0.482	0.459		mg/L	5.0	25	31-MAR-21
Lead (Pb)-Total		0.00016	0.00016		mg/L	4.9	25	31-MAR-21
Lithium (Li)-Total		0.0050	0.0050		mg/L	1.1	25	31-MAR-21
Magnesium (Mg)-Total		12.8	12.8		mg/L	0.2	25	31-MAR-21
Manganese (Mn)-Total		0.146	0.145		mg/L	0.7	25	31-MAR-21
Molybdenum (Mo)-Total		0.000585	0.000595		mg/L	1.4	25	31-MAR-21
Nickel (Ni)-Total		0.00116	0.00110		mg/L	4.2	25	31-MAR-21

Quality Control Report

Client: New Gold Inc. Rainy River Project
24 Marr Rd
Barwick ON P0W 1A0
Contact: Garnet Cornell

Test	Matrix	Reference	Result	Qualifier	Units	RPD	Limit	Analyzed
MET-T-MISA-MS-WT	**Effluent**							
Batch R5417643								
WG3511016-4 DUP		**WG3511016-3**						
Phosphorus (P)-Total		0.056	0.056		mg/L	1.1	25	31-MAR-21
Potassium (K)-Total		3.70	3.72		mg/L	0.4	25	31-MAR-21
Rubidium (Rb)-Total		0.00259	0.00263		mg/L	1.3	25	31-MAR-21
Selenium (Se)-Total		0.000096	0.000102		mg/L	6.0	25	31-MAR-21
Silicon (Si)-Total		3.67	3.60		mg/L	2.0	25	31-MAR-21
Silver (Ag)-Total		0.0000050	0.0000025	RPD-NA	mg/L	N/A	25	31-MAR-21
Sodium (Na)-Total		6.73	6.83		mg/L	1.5	25	31-MAR-21
Strontium (Sr)-Total		0.0793	0.0817		mg/L	3.0	25	31-MAR-21
Sulfur (S)-Total		4.80	4.55		mg/L	5.8	25	31-MAR-21
Tellurium (Te)-Total		0.000025	0.000025	RPD-NA	mg/L	N/A	25	31-MAR-21
Thallium (Tl)-Total		0.000003	0.000003	RPD-NA	mg/L	N/A	25	31-MAR-21
Thorium (Th)-Total		0.000042	0.000040	RPD-NA	mg/L	N/A	25	31-MAR-21
Tin (Sn)-Total		0.00001	<0.00001	RPD-NA	mg/L	N/A	25	31-MAR-21
Titanium (Ti)-Total		0.00698	0.00656		mg/L	6.0	25	31-MAR-21
Tungsten (W)-Total		0.000010	0.000008	RPD-NA	mg/L	N/A	25	31-MAR-21
Uranium (U)-Total		0.000806	0.000813		mg/L	0.9	25	31-MAR-21
Vanadium (V)-Total		0.00086	0.00084		mg/L	3.0	25	31-MAR-21
Zinc (Zn)-Total		0.0016	0.0016	RPD-NA	mg/L	N/A	25	31-MAR-21
Zirconium (Zr)-Total		0.000256	0.000252		mg/L	0.9	25	31-MAR-21
WG3511016-1 MB								
Aluminum (Al)-Total			0.0016		mg/L		0.005	31-MAR-21
Antimony (Sb)-Total			<0.000005		mg/L		0.0001	31-MAR-21
Arsenic (As)-Total			0.000010		mg/L		0.0001	31-MAR-21
Barium (Ba)-Total			<0.00002		mg/L		0.0001	31-MAR-21
Beryllium (Be)-Total			<0.000002		mg/L		0.0001	31-MAR-21
Bismuth (Bi)-Total			<0.000005		mg/L		0.00005	31-MAR-21
Boron (B)-Total			0.002		mg/L		0.01	31-MAR-21
Cadmium (Cd)-Total			<0.0000002		mg/L		0.000005	31-MAR-21
Calcium (Ca)-Total			0.005		mg/L		0.05	31-MAR-21
Cesium (Cs)-Total			<0.0000002		mg/L		0.00001	31-MAR-21
Chromium (Cr)-Total			0.00028		mg/L		0.0005	31-MAR-21
Cobalt (Co)-Total			<0.000002		mg/L		0.0001	31-MAR-21
Copper (Cu)-Total			<0.00005		mg/L		0.0005	31-MAR-21

Quality Control Report

Client: New Gold Inc. Rainy River Project
24 Marr Rd
Barwick ON P0W 1A0
Contact: Garnet Cornell

Test	Matrix	Reference	Result	Qualifier	Units	RPD	Limit	Analyzed
MET-T-MISA-MS-WT	**Effluent**							
Batch R5417643								
WG3511016-1 MB								
Iron (Fe)-Total			0.001		mg/L		0.01	31-MAR-21
Lead (Pb)-Total			<0.00002		mg/L		0.00005	31-MAR-21
Lithium (Li)-Total			<0.0002		mg/L		0.001	31-MAR-21
Magnesium (Mg)-Total			0.0020		mg/L		0.005	31-MAR-21
Manganese (Mn)-Total			0.00034		mg/L		0.0005	31-MAR-21
Molybdenum (Mo)-Total			0.000030		mg/L		0.00005	31-MAR-21
Nickel (Ni)-Total			0.00006		mg/L		0.0005	31-MAR-21
Phosphorus (P)-Total			0.012		mg/L		0.05	31-MAR-21
Potassium (K)-Total			0.002		mg/L		0.05	31-MAR-21
Rubidium (Rb)-Total			<0.000002		mg/L		0.0002	31-MAR-21
Selenium (Se)-Total			<0.000002		mg/L		0.00005	31-MAR-21
Silicon (Si)-Total			0.034		mg/L		0.1	31-MAR-21
Silver (Ag)-Total			<0.0000005		mg/L		0.00005	31-MAR-21
Sodium (Na)-Total			0.015		mg/L		0.05	31-MAR-21
Strontium (Sr)-Total			0.00001		mg/L		0.001	31-MAR-21
Sulfur (S)-Total			0.10		mg/L		0.5	31-MAR-21
Tellurium (Te)-Total			<0.000005		mg/L		0.0002	31-MAR-21
Thallium (Tl)-Total			<0.000001		mg/L		0.00001	31-MAR-21
Thorium (Th)-Total			<0.000002		mg/L		0.0001	31-MAR-21
Tin (Sn)-Total			<0.00001		mg/L		0.0001	31-MAR-21
Titanium (Ti)-Total			0.00002		mg/L		0.0003	31-MAR-21
Tungsten (W)-Total			<0.000002		mg/L		0.0001	31-MAR-21
Uranium (U)-Total			<0.0000005		mg/L		0.00001	31-MAR-21
Vanadium (V)-Total			0.00008		mg/L		0.0005	31-MAR-21
Zinc (Zn)-Total			<0.0002		mg/L		0.003	31-MAR-21
Zirconium (Zr)-Total			<0.000004		mg/L		0.0002	31-MAR-21
NH3-F-WT	**Effluent**							
Batch R5418358								
WG3511441-3 DUP		**WG3511441-5**						
Ammonia, Total (as N)		0.026	0.026		mg/L	0.4	25	01-APR-21
WG3511517-3 DUP		**WG3511517-5**						
Ammonia, Total (as N)		0.012	0.010	RPD-NA	mg/L	N/A	25	01-APR-21
WG3511441-2 LCS								
Ammonia, Total (as N)			108.2		%		70-130	01-APR-21

Quality Control Report

Client: New Gold Inc. Rainy River Project
24 Marr Rd
Barwick ON P0W 1A0
Contact: Garnet Cornell

Test	Matrix	Reference	Result	Qualifier	Units	RPD	Limit	Analyzed
NH3-F-WT	**Effluent**							
Batch R5418358								
WG3511517-2 LCS								
Ammonia, Total (as N)			107.1		%		70-130	01-APR-21
WG3511441-1 MB								
Ammonia, Total (as N)			0.002		mg/L		0.02	01-APR-21
WG3511517-1 MB								
Ammonia, Total (as N)			0.004		mg/L		0.02	01-APR-21
WG3511441-4 MS		**WG3511441-5**						
Ammonia, Total (as N)			105.5		%		70-130	01-APR-21
WG3511517-4 MS		**WG3511517-5**						
Ammonia, Total (as N)			123.2		%		70-130	05-APR-21
NO2-MISA-IC-TB	**Effluent**							
Batch R5416958								
WG3509845-3 DUP		**L2571073-12**						
Nitrite (as N)		0.004	0.004	RPD-NA	mg/L	N/A	20	29-MAR-21
WG3509845-2 LCS								
Nitrite (as N)			100.1		%		90-110	29-MAR-21
WG3509847-2 LCS								
Nitrite (as N)			99.1		%		90-110	29-MAR-21
WG3509845-1 MB								
Nitrite (as N)			<0.001		mg/L		0.01	29-MAR-21
WG3509847-1 MB								
Nitrite (as N)			<0.001		mg/L		0.01	29-MAR-21
WG3509845-4 MS		**L2571070-2**						
Nitrite (as N)			N/A	MS-B	%		-	29-MAR-21
NO3-MISA-IC-TB	**Effluent**							
Batch R5416958								
WG3509845-3 DUP		**L2571073-12**						
Nitrate (as N)		0.188	0.184		mg/L	2.0	20	29-MAR-21
WG3509845-2 LCS								
Nitrate (as N)			101.5		%		90-110	29-MAR-21
WG3509847-2 LCS								
Nitrate (as N)			98.3		%		90-110	29-MAR-21
WG3509845-1 MB								
Nitrate (as N)			0.008		mg/L		0.02	29-MAR-21
WG3509847-1 MB								
Nitrate (as N)			0.004		mg/L		0.02	29-MAR-21
WG3509845-4 MS		**L2571070-2**						
Nitrate (as N)			N/A	MS-B	%		-	29-MAR-21

Quality Control Report

Client: New Gold Inc. Rainy River Project
24 Marr Rd
Barwick ON P0W 1A0
Contact: Garnet Cornell

Test	Matrix	Reference	Result	Qualifier	Units	RPD	Limit	Analyzed
OGG-TOT-WT	**Effluent**							
Batch R5433540								
WG3520627-2 LCS								
Oil and Grease, Total			93.6		%		50-150	20-APR-21
WG3520627-1 MB								
Oil and Grease, Total			0.6		mg/L		1	20-APR-21
Batch R5435738								
WG3521325-2 LCS								
Oil and Grease, Total			94.2		%		50-150	21-APR-21
WG3521325-1 MB								
Oil and Grease, Total			0.8		mg/L		1	21-APR-21
PH-MISA-TB	**Effluent**							
Batch R5416399								
WG3509500-3 DUP		**L2571073-11**						
pH		7.52	7.54	J	pH	0.02	0.2	27-MAR-21
WG3509502-3 DUP		**L2571084-2**						
pH		7.54	7.55	J	pH	0.01	0.2	27-MAR-21
WG3509500-2 LCS								
pH			6.94		pH		6.9-7.1	27-MAR-21
WG3509502-2 LCS								
pH			6.93		pH		6.9-7.1	27-MAR-21
SO4-MISA-IC-TB	**Effluent**							
Batch R5416958								
WG3509845-3 DUP		**L2571073-12**						
Sulfate (SO4)		10.9	11.0		mg/L	1.5	20	29-MAR-21
WG3509845-2 LCS								
Sulfate (SO4)			99.5		%		90-110	29-MAR-21
WG3509847-2 LCS								
Sulfate (SO4)			96.6		%		90-110	29-MAR-21
WG3509845-1 MB								
Sulfate (SO4)			<0.05		mg/L		0.3	29-MAR-21
WG3509847-1 MB								
Sulfate (SO4)			<0.05		mg/L		0.3	29-MAR-21
WG3509845-4 MS		**L2571070-2**						
Sulfate (SO4)			N/A	MS-B	%		-	29-MAR-21
TDS-MISA-TB	**Effluent**							

Quality Control Report

Client: New Gold Inc. Rainy River Project
24 Marr Rd
Barwick ON P0W 1A0
Contact: Garnet Cornell

Test	Matrix	Reference	Result	Qualifier	Units	RPD	Limit	Analyzed
TDS-MISA-TB	**Effluent**							
Batch R5417265								
WG3510075-3 DUP		**L2571073-13**						
Total Dissolved Solids		156	158		mg/L	1.6	20	29-MAR-21
WG3510075-2 LCS								
Total Dissolved Solids			95.8		%		85-115	29-MAR-21
WG3510075-1 MB								
Total Dissolved Solids			<2		mg/L		10	29-MAR-21
Batch R5417630								
WG3510463-3 DUP		**L2571070-1**						
Total Dissolved Solids		1920	1980		mg/L	3.2	20	30-MAR-21
WG3510463-2 LCS								
Total Dissolved Solids			97.1		%		85-115	30-MAR-21
WG3510463-1 MB								
Total Dissolved Solids			2		mg/L		10	30-MAR-21
TKN-WT	**Effluent**							
Batch R5418626								
WG3511443-7 DUP		**WG3511443-9**						
Total Kjeldahl Nitrogen		1.05	1.10		mg/L	3.7	20	01-APR-21
WG3511521-3 DUP		**WG3511521-5**						
Total Kjeldahl Nitrogen		0.75	0.75		mg/L	0.0	20	01-APR-21
WG3511443-6 LCS								
Total Kjeldahl Nitrogen			99.5		%		75-125	01-APR-21
WG3511521-2 LCS								
Total Kjeldahl Nitrogen			111.0		%		75-125	01-APR-21
WG3511443-5 MB								
Total Kjeldahl Nitrogen			<0.05		mg/L		0.18	01-APR-21
WG3511521-1 MB								
Total Kjeldahl Nitrogen			<0.05		mg/L		0.18	01-APR-21
WG3511443-8 MS		**WG3511443-9**						
Total Kjeldahl Nitrogen			111.4		%		70-130	01-APR-21
WG3511521-4 MS		**WG3511521-5**						
Total Kjeldahl Nitrogen			100.8		%		70-130	01-APR-21
Batch R5419382								
WG3512414-3 DUP		**WG3512414-5**						
Total Kjeldahl Nitrogen		0.20	0.25		mg/L	13	20	05-APR-21
WG3512414-2 LCS								
Total Kjeldahl Nitrogen			107.3		%		75-125	05-APR-21
WG3512414-1 MB								
Total Kjeldahl Nitrogen			<0.05		mg/L		0.18	05-APR-21

Quality Control Report

Client: New Gold Inc. Rainy River Project
24 Marr Rd
Barwick ON P0W 1A0
Contact: Garnet Cornell

Test	Matrix	Reference	Result	Qualifier	Units	RPD	Limit	Analyzed
TKN-WT	**Effluent**							
Batch R5419382								
WG3512414-4 MS		**WG3512414-5**						
Total Kjeldahl Nitrogen			111.8		%		70-130	05-APR-21
TSS-MISA-TB	**Effluent**							
Batch R5417226								
WG3510027-3 DUP		**L2571073-13**						
Total Suspended Solids		2.0	3.0	RPD-NA	mg/L	N/A	20	29-MAR-21
WG3510027-2 LCS								
Total Suspended Solids			93.0		%		85-115	29-MAR-21
WG3510027-1 MB								
Total Suspended Solids			<0.5		mg/L		3	29-MAR-21
Batch R5417617								
WG3510478-3 DUP		**L2571070-1**						
Total Suspended Solids		1.5	2.0	RPD-NA	mg/L	N/A	20	30-MAR-21
WG3510478-2 LCS								
Total Suspended Solids			103.7		%		85-115	30-MAR-21
WG3510478-1 MB								
Total Suspended Solids			<0.5		mg/L		3	30-MAR-21

Quality Control Report

Workorder: L2571073 Report Date: 07-MAY-21

Client: New Gold Inc. Rainy River Project
24 Marr Rd
Barwick ON P0W 1A0
Contact: Garnet Cornell

Legend:

Limit	ALS Control Limit (Data Quality Objectives)
DUP	Duplicate
RPD	Relative Percent Difference
N/A	Not Available
LCS	Laboratory Control Sample
SRM	Standard Reference Material
MS	Matrix Spike
MSD	Matrix Spike Duplicate
ADE	Average Desorption Efficiency
MB	Method Blank
IRM	Internal Reference Material
CRM	Certified Reference Material
CCV	Continuing Calibration Verification
CVS	Calibration Verification Standard
LCSD	Laboratory Control Sample Duplicate

Sample Parameter Qualifier Definitions:

Qualifier	Description
<DL	Recorded value = measured amount <LMDL (non-zero)
<T	A Measurable Trace Amount: Interpret With Caution
<W	No Measurable Response (Zero): < Reported Value
BODF	BOD analyzed from frozen (preserved) sample. Hold time for unpreserved samples was exceeded, but freezing extends hold time to at least 1 month [ISO 5667-3 (2018)].
J	Duplicate results and limits are expressed in terms of absolute difference.
MS-B	Matrix Spike recovery could not be accurately calculated due to high analyte background in sample.
RPD-NA	Relative Percent Difference Not Available due to result(s) being less than detection limit.

Quality Control Report

Workorder: L2571073 Report Date: 07-MAY-21

Client: New Gold Inc. Rainy River Project
24 Marr Rd
Barwick ON P0W 1A0
Contact: Garnet Cornell

Hold Time Exceedances:

ALS Product Description	Sample ID	Sampling Date	Date Processed	Rec. HT	Actual HT	Units	Qualifier
Physical Tests							
Colour, True							
	3	23-MAR-21 09:30	27-MAR-21 10:30	3	4	days	EHTR
	4	23-MAR-21 12:00	27-MAR-21 10:30	3	4	days	EHTR
	6	23-MAR-21 13:00	27-MAR-21 10:30	3	4	days	EHTR
	7	23-MAR-21 11:45	27-MAR-21 10:30	3	4	days	EHTR
	11	23-MAR-21 10:30	27-MAR-21 10:30	3	4	days	EHTR
	12	23-MAR-21 10:15	27-MAR-21 10:30	3	4	days	EHTR
	13	23-MAR-21 15:00	27-MAR-21 10:30	3	4	days	EHTR
	14	23-MAR-21 15:15	27-MAR-21 10:30	3	4	days	EHTR
Turbidity							
	3	23-MAR-21 09:30	27-MAR-21 15:30	3	4	days	EHTR
	4	23-MAR-21 12:00	27-MAR-21 15:30	3	4	days	EHTR
	6	23-MAR-21 13:00	27-MAR-21 15:30	3	4	days	EHTR
	7	23-MAR-21 11:45	27-MAR-21 15:30	3	4	days	EHTR
	11	23-MAR-21 10:30	27-MAR-21 18:15	3	4	days	EHTR
	12	23-MAR-21 10:15	27-MAR-21 18:15	3	4	days	EHTR
	13	23-MAR-21 15:00	27-MAR-21 15:30	3	4	days	EHTR
	14	23-MAR-21 15:15	27-MAR-21 18:15	3	4	days	EHTR
Leachable Anions & Nutrients							
Diss. Orthophosphate in Water by Colour							
	3	23-MAR-21 09:30	31-MAR-21 00:00	7	8	days	EHT
	4	23-MAR-21 12:00	31-MAR-21 00:00	7	8	days	EHT
	7	23-MAR-21 11:45	31-MAR-21 00:00	7	8	days	EHT
	11	23-MAR-21 10:30	31-MAR-21 00:00	7	8	days	EHT
	12	23-MAR-21 10:15	31-MAR-21 00:00	7	8	days	EHT
Nitrate in Water by IC							
	3	23-MAR-21 09:30	29-MAR-21 10:00	5	6	days	EHTL
	4	23-MAR-21 12:00	29-MAR-21 10:00	5	6	days	EHT
	6	23-MAR-21 13:00	29-MAR-21 10:00	5	6	days	EHT
	7	23-MAR-21 11:45	29-MAR-21 10:00	5	6	days	EHT
	11	23-MAR-21 10:30	29-MAR-21 10:00	5	6	days	EHT
	12	23-MAR-21 10:15	29-MAR-21 10:00	5	6	days	EHTL
	13	23-MAR-21 15:00	29-MAR-21 10:00	5	6	days	EHT
	14	23-MAR-21 15:15	29-MAR-21 10:00	5	6	days	EHT
Nitrite in Water by IC							
	3	23-MAR-21 09:30	29-MAR-21 10:00	5	6	days	EHTL
	4	23-MAR-21 12:00	29-MAR-21 10:00	5	6	days	EHT
	6	23-MAR-21 13:00	29-MAR-21 10:00	5	6	days	EHT
	7	23-MAR-21 11:45	29-MAR-21 10:00	5	6	days	EHT
	11	23-MAR-21 10:30	29-MAR-21 10:00	5	6	days	EHT
	12	23-MAR-21 10:15	29-MAR-21 10:00	5	6	days	EHTL
	13	23-MAR-21 15:00	29-MAR-21 10:00	5	6	days	EHT
	14	23-MAR-21 15:15	29-MAR-21 10:00	5	6	days	EHT
Anions and Nutrients							
Filtr./Pres. for Carbons Subcontract							
	2	24-MAR-21 13:30	29-MAR-21 12:00	3	5	days	EHTL
	3	23-MAR-21 09:30	29-MAR-21 12:00	3	6	days	EHTR
	4	23-MAR-21 12:00	29-MAR-21 12:00	3	6	days	EHTR
	5	24-MAR-21 11:30	29-MAR-21 12:00	3	5	days	EHTL
	6	23-MAR-21 13:00	29-MAR-21 12:00	3	6	days	EHTR
	7	23-MAR-21 11:45	29-MAR-21 12:00	3	6	days	EHTR

Quality Control Report

Workorder: L2571073 Report Date: 07-MAY-21

Client: New Gold Inc. Rainy River Project
24 Marr Rd
Barwick ON P0W 1A0
Contact: Garnet Cornell

Hold Time Exceedances:

ALS Product Description	Sample ID	Sampling Date	Date Processed	Rec. HT	Actual HT	Units	Qualifier
Anions and Nutrients							
Filtr./Pres. for Carbons Subcontract							
	8	24-MAR-21 10:45	29-MAR-21 12:00	3	5	days	EHTL
	9	24-MAR-21 09:45	29-MAR-21 12:00	3	5	days	EHTR
	10	24-MAR-21 09:30	29-MAR-21 12:00	3	5	days	EHTR
	11	23-MAR-21 10:30	29-MAR-21 12:00	3	6	days	EHTR
	12	23-MAR-21 10:15	29-MAR-21 12:00	3	6	days	EHTR
	13	23-MAR-21 15:00	29-MAR-21 12:00	3	6	days	EHTR
	14	23-MAR-21 15:15	29-MAR-21 12:00	3	6	days	EHTR
	15	24-MAR-21 10:00	29-MAR-21 12:00	3	5	days	EHTR
	16	24-MAR-21 12:00	29-MAR-21 12:00	3	5	days	EHTL
Cyanides							
Free Cyanide by Continuous Flow Analyzer							
	3	23-MAR-21 09:30	31-MAR-21 00:00	7	8	days	EHT
Organic / Inorganic Carbon							
Dissolved Organic Carbon for MISA							
	2	24-MAR-21 13:30	31-MAR-21 17:00	3	7	days	EHTL
	3	23-MAR-21 09:30	31-MAR-21 17:00	3	8	days	EHTR
	4	23-MAR-21 12:00	31-MAR-21 17:00	3	8	days	EHTR
	5	24-MAR-21 11:30	31-MAR-21 17:00	3	7	days	EHTL
	6	23-MAR-21 13:00	31-MAR-21 17:00	3	8	days	EHTR
	7	23-MAR-21 11:45	31-MAR-21 17:00	3	8	days	EHTR
	8	24-MAR-21 10:45	31-MAR-21 17:00	3	7	days	EHTL
	9	24-MAR-21 09:45	31-MAR-21 17:00	3	7	days	EHTR
	10	24-MAR-21 09:30	31-MAR-21 17:00	3	7	days	EHTR
	11	23-MAR-21 10:30	31-MAR-21 17:00	3	8	days	EHTR
	12	23-MAR-21 10:15	31-MAR-21 17:00	3	8	days	EHTR
	13	23-MAR-21 15:00	31-MAR-21 17:00	3	8	days	EHTR
	14	23-MAR-21 15:15	31-MAR-21 17:00	3	8	days	EHTR
	15	24-MAR-21 10:00	31-MAR-21 17:00	3	7	days	EHTR
	16	24-MAR-21 12:00	31-MAR-21 17:00	3	7	days	EHTL
Aggregate Organics							
Biochemical Oxygen Demand (BOD)							
	1	24-MAR-21 12:00	29-MAR-21 12:55	4	5	days	EHT
	2	24-MAR-21 13:30	29-MAR-21 12:55	4	5	days	EHT
	3	23-MAR-21 09:30	29-MAR-21 12:55	4	6	days	EHTR
	5	24-MAR-21 11:30	29-MAR-21 12:55	4	5	days	EHT
	8	24-MAR-21 10:45	29-MAR-21 12:55	4	5	days	EHT
	9	24-MAR-21 09:45	29-MAR-21 12:55	4	5	days	EHTL
	10	24-MAR-21 09:30	29-MAR-21 12:55	4	5	days	EHTL
	12	23-MAR-21 10:15	29-MAR-21 12:55	4	6	days	EHTR
	15	24-MAR-21 10:00	29-MAR-21 12:55	4	5	days	EHTL
	16	24-MAR-21 12:00	29-MAR-21 12:55	4	5	days	EHT

Legend & Qualifier Definitions:

EHTR-FM:	Exceeded ALS recommended hold time prior to sample receipt. Field Measurement recommended.
EHTR:	Exceeded ALS recommended hold time prior to sample receipt.
EHTL:	Exceeded ALS recommended hold time prior to analysis. Sample was received less than 24 hours prior to expiry.
EHT:	Exceeded ALS recommended hold time prior to analysis.
Rec. HT:	ALS recommended hold time (see units).

Notes*:
Where actual sampling date is not provided to ALS, the date (& time) of receipt is used for calculation purposes.

Quality Control Report

Workorder: L2571073 Report Date: 07-MAY-21

Client: New Gold Inc. Rainy River Project
24 Marr Rd
Barwick ON P0W 1A0
Contact: Garnet Cornell

Where actual sampling time is not provided to ALS, the earlier of 12 noon on the sampling date or the time (& date) of receipt is used for calculation purposes. Samples for L2571073 were received on 27-MAR-21 10:00.

ALS recommended hold times may vary by province. They are assigned to meet known provincial and/or federal government requirements. In the absence of regulatory hold times, ALS establishes recommendations based on guidelines published by the US EPA, APHA Standard Methods, or Environment Canada (where available). For more information, please contact ALS.

The ALS Quality Control Report is provided to ALS clients upon request. ALS includes comprehensive QC checks with every analysis to ensure our high standards of quality are met. Each QC result has a known or expected target value, which is compared against pre-determined data quality objectives to provide confidence in the accuracy of associated test results.

Please note that this report may contain QC results from anonymous Sample Duplicates and Matrix Spikes that do not originate from this Work Order.

ALS Environmental

CHAIN OF CUSTODY RECORD - ALS-442816737

L2571073-COFC

Project Name: Rainy River
Location: Chapple
Project Number:
Project Manager:
PO Number:
Project:
Turn Around Time (days): 10 Business Days
Shipping Company:
Shipping Date: 3/26/2021 4:10:00 PM
COC Number: ALS-442816737

						Containers	SW Kit	Ra-226 Bottle									
						Filtered	N	N									
						Preservatives											
	Sample Code				Date and Time	Matrix	NG-SW-P-TB	RA226-MMER-BE								Number of Containers	Comments
1	FB_SW_20210309				03/24/2021 12:00	SW	X									11	
2	SW02_SW_20210309	3.35	6.76	2.91	03/24/2021 13:30	SW	X									11	
3	SW03_SW_20210309	7.13	6.74	0.45	03/23/2021 09:30	SW	X									11	
4	SW06_SW_20210309				03/23/2021 12:00	SW	X									11	
5	SW10_SW_20210309	12.19	7.06	2.46	03/24/2021 11:30	SW	X									11	
6	SW16_SW_20210309	9.69	7.18	3.67	03/23/2021 13:00	SW	X									11	

	Signature	Data/Time
Shipped by		3/26/2021 4:10:00 PM
Received by	MM (Name)	9.2°C 26 Mar 21 1000

Shipping Details
Method of Shipment: Courier
On-Ice: yes / no
Shipped: Air/Ground
Lab Name: ALS Thunder Bay
Lab Phone:

ATTN

Special Instructions:

Email Invoice to: rainyriver.accounts1@newgold.com
Email Report to: rainyriver.labresults@newgold.com

MM

ALS Environmental

CHAIN OF CUSTODY RECORD - ALS-442816737

L2571073-COFC

Project Name: Rainy River
Location: Chapple
Project Number:
Project Manager:
PO Number:
Project:
Turn Around Time (days): 10 Business Days
Shipping Company:
Shipping Date: 3/26/2021 4:10:00 PM
COC Number: ALS-442816737

						Containers	SW Kit	Ra-226 Bottle									
						Filtered	N	N									
						Preservatives											
Sample Code				Date and Time	Matrix		NG-SW-P-TB	RA226-MMER-BE								Number of Containers	Comments
SW17_SW_20210309	5.98	7.19	4.72	03/23/2021 11:45	SW		X									11	
SW20_SW_20210309	26.9	6.93	1.53	03/24/2021 10:45	SW		X	X								12	
SW21A_SW_20210309	1.54	6.92	2.96	03/24/2021 09:45	SW		X									11	
SW22A_SW_20210309	6.54	6.85	2.04	03/24/2021 09:30	SW		X	X								12	
SW23_SW_20210309	3.77	7.03	-0.62	03/23/2021 10:30	SW		X	X								12	
SW24_SW_20210309	3.2	6.74	0.49	03/23/2021 10:15	SW		X	X								12	
SW25_SW_20210309	6.33	7.42	6.43	03/23/2021 15:00	SW		X									11	

Signature	Data/Time
Shipped by	3/26/2021 4:10:00 PM
Received by	27 Mar 21 1000 9.2°C

Shipping Details
Method of Shipment: Courier
On Ice: yes / no
Shipped: Air/Ground
Lab Name: ALS Thunder Bay
Lab Phone:

ATTN

Special Instructions:

Email Invoice to: rainyriver.accounts1@newgold.com
Email Report to: rainyriver.labresults@newgold.com

ALS Environmental

CHAIN OF CUSTODY RECORD - ALS-442816737

L2571073-COFC

Project Name: Rainy River
Location: Chapple
Project Number:
Project Manager:
PO Number:
Project:
Turn Around Time (days): 10 Business Days
Shipping Company:
Shipping Date: 3/26/2021 4:10:00 PM
COC Number: ALS-442816737

	Sample Code				Date and Time	Matrix	Containers: NG-SW-P-TB	RA226-MMER-BE	SW Kit	Ra-226 Bottle							Number of Containers	Comments
							Filtered: N	N										
							Preservatives											
14	SW26_SW_20210309	4.12	7.41	4.04	03/23/2021 15:15	SW	X										11	
15	SW27_SW_20210309	2.82	7.03	0.74	03/24/2021 10:00	SW	X										11	
16	SW28A_SW_20210309	3.35	6.76	2.91	03/24/2021 12:00	SW	X										11	
17	TB_SW_20210309				03/26/2021 16:10	SW	X										11	

Drinking Water (DW) Samples (client use)

Sample Receipt Details (ALS use only)

Cooling Method: ☐ None ☐ Ice ☐ Ice Packs ☐ Frozen ☐ Cooling Initiated

Signature	Data/Time
Shipped by: Sarah Flasher	3/26/2021 4:10:00 PM
Received by: 27 Mar 21 1000	Temperature: 9.2 C

Shipping Details
Method of Shipment: Courier
On Ice: yes / no
Shipped: Air/Ground
Lab Name: ALS Thunder Bay
Lab Phone:

ATTN

Special Instructions:

Email Invoice to: rainyriver.accounts1@newgold.com
Email Report to: rainyriver.labresults@newgold.com

New Gold Inc. Rainy River Project
ATTN: Garnet Cornell
24 Marr Rd
Barwick ON P0W 1A0

Date Received: 13-APR-21
Report Date: 30-APR-21 22:06 (MT)
Version: FINAL

Client Phone: 807-234-8200

Certificate of Analysis

Lab Work Order #: L2575746

Project P.O. #: 4500038941
Job Reference: SURFACE WATER
C of C Numbers:
Legal Site Desc:



Christine Paradis
Project Manager

[This report shall not be reproduced except in full without the written authority of the Laboratory.]

ALS ENVIRONMENTAL ANALYTICAL REPORT

Sample Details/Parameters	Result	Qualifier*	D.L.	Units	Extracted	Analyzed	Batch
L2575746-1 TD_SW_20210409 Sampled By: AJ on 09-APR-21 @ 11:00 Matrix: SW							
Field Tests							
pH, Client Supplied	7.81		0.10	pH		20-APR-21	R5434578
Temperature, Client	5.4		-50	Deg. C		20-APR-21	R5434578
Temperature, Client Supplied	5.39		0	Degree C		14-APR-21	R5424196
Physical Tests							
Color, True	45.6		2.0	CU		14-APR-21	R5423540
Conductivity (EC)	299		1.0	uS/cm		13-APR-21	R5422905
Hardness (as CaCO3)	154		0.50	mg/L		15-APR-21	
pH	7.95		0.10	pH		13-APR-21	R5422905
Total Suspended Solids	1.5	<DL	3.0	mg/L		13-APR-21	R5423847
Total Dissolved Solids	212		20	mg/L		13-APR-21	R5423888
Turbidity	2.11		0.10	NTU		13-APR-21	R5423035
Anions and Nutrients							
Acidity (as CaCO3)	0.2	<DL	2.0	mg/L		15-APR-21	R5427781
Alkalinity, Total (as CaCO3)	156		2.0	mg/L		15-APR-21	R5425505
Unionized ammonia	<0.00020		0.00020	mg/L		23-APR-21	
Ammonia, Total (as N)	0.016	<DL	0.020	mg/L		20-APR-21	R5433956
Chloride (Cl)	2.48		0.10	mg/L	13-APR-21	13-APR-21	R5423479
Fluoride (F)	0.057		0.020	mg/L	13-APR-21	13-APR-21	R5423479
Nitrate (as N)	<0.002	<W	0.020	mg/L		13-APR-21	R5423479
Nitrite (as N)	0.002	<DL	0.010	mg/L		13-APR-21	R5423479
Total Kjeldahl Nitrogen	0.85		0.18	mg/L	20-APR-21	20-APR-21	R5434701
Orthophosphate-Dissolved (as P)	<0.0030	PEHT	0.0030	mg/L		23-APR-21	R5440244
Phosphorus (P)-Total	0.0239	<T	0.0030	mg/L		21-APR-21	R5435622
Sulfate (SO4)	3.00	<T	0.30	mg/L		13-APR-21	R5423479
Cyanides							
Cyanide, Weak Acid Diss	0.0004	<DL	0.0020	mg/L		15-APR-21	R5428736
Cyanide, Total	0.0006	<DL	0.0020	mg/L		15-APR-21	R5428736
Cyanide, Free	0.0003	<DL	0.0020	mg/L		15-APR-21	R5428736
Organic / Inorganic Carbon							
Dissolved Organic Carbon	18.7		0.50	mg/L	13-APR-21	19-APR-21	R5432942
Total Organic Carbon	19.3		0.50	mg/L		16-APR-21	R5431099
Bioassays							
Daphnia Magna - Pass/Fail	Attachment					13-APR-21	R5443266
Trout Bioassay - Pass/Fail	Attachment					14-APR-21	R5443266
Total Metals							
Aluminum (Al)-Total	0.0624		0.0050	mg/L		15-APR-21	R5426208
Antimony (Sb)-Total	0.000060	<DL	0.00010	mg/L		15-APR-21	R5426208
Arsenic (As)-Total	0.000675	<T	0.00010	mg/L		15-APR-21	R5426208
Barium (Ba)-Total	0.0203		0.00010	mg/L		15-APR-21	R5426208
Beryllium (Be)-Total	0.000004	<DL	0.00010	mg/L		15-APR-21	R5426208
Bismuth (Bi)-Total	0.000005	<DL	0.000050	mg/L		15-APR-21	R5426208
Boron (B)-Total	0.010	<T	0.010	mg/L		15-APR-21	R5426208

* Refer to Referenced Information for Qualifiers (if any) and Methodology.

ALS ENVIRONMENTAL ANALYTICAL REPORT

Sample Details/Parameters	Result	Qualifier*	D.L.	Units	Extracted	Analyzed	Batch
L2575746-1 TD_SW_20210409 Sampled By: AJ on 09-APR-21 @ 11:00 Matrix: SW							
Total Metals							
Cadmium (Cd)-Total	0.0000064	<T	0.0000050	mg/L		15-APR-21	R5426208
Calcium (Ca)-Total	37.7		0.050	mg/L		15-APR-21	R5426208
Cesium (Cs)-Total	0.0000072	<DL	0.000010	mg/L		15-APR-21	R5426208
Chromium (Cr)-Total	0.00026	<DL	0.00050	mg/L		15-APR-21	R5426208
Cobalt (Co)-Total	0.000118	<T	0.00010	mg/L		15-APR-21	R5426208
Copper (Cu)-Total	0.00145	<T	0.00050	mg/L		15-APR-21	R5426208
Iron (Fe)-Total	0.120		0.010	mg/L		15-APR-21	R5426208
Lead (Pb)-Total	0.00008	<T	0.000050	mg/L		15-APR-21	R5426208
Lithium (Li)-Total	0.0038	<T	0.0010	mg/L		15-APR-21	R5426208
Magnesium (Mg)-Total	16.1		0.0050	mg/L		15-APR-21	R5426208
Manganese (Mn)-Total	0.0226		0.00050	mg/L		15-APR-21	R5426208
Mercury (Hg)-Total	<0.000005	<W	0.000030	mg/L		19-APR-21	R5431919
Molybdenum (Mo)-Total	0.00129	<T	0.000050	mg/L		15-APR-21	R5426208
Nickel (Ni)-Total	0.00100	<T	0.00050	mg/L		15-APR-21	R5426208
Phosphorus (P)-Total	0.026	<DL	0.050	mg/L		15-APR-21	R5426208
Potassium (K)-Total	1.75		0.050	mg/L		15-APR-21	R5426208
Rubidium (Rb)-Total	0.00169		0.00020	mg/L		15-APR-21	R5426208
Selenium (Se)-Total	0.000144	<T	0.000050	mg/L		15-APR-21	R5426208
Silicon (Si)-Total	2.04		0.10	mg/L		15-APR-21	R5426208
Silver (Ag)-Total	0.0000015	<DL	0.000050	mg/L		15-APR-21	R5426208
Sodium (Na)-Total	2.15		0.050	mg/L		15-APR-21	R5426208
Strontium (Sr)-Total	0.0735		0.0010	mg/L		15-APR-21	R5426208
Sulfur (S)-Total	1.65		0.50	mg/L		15-APR-21	R5426208
Tellurium (Te)-Total	0.000015	<DL	0.00020	mg/L		15-APR-21	R5426208
Thallium (Tl)-Total	0.000006	<DL	0.000010	mg/L		15-APR-21	R5426208
Thorium (Th)-Total	0.000026	<DL	0.00010	mg/L		15-APR-21	R5426208
Tin (Sn)-Total	0.00002	<DL	0.00010	mg/L		15-APR-21	R5426208
Titanium (Ti)-Total	<0.0030	DLUI	0.0030	mg/L		15-APR-21	R5426208
Tungsten (W)-Total	<0.000002	<W	0.00010	mg/L		15-APR-21	R5426208
Uranium (U)-Total	0.00282	<T	0.000010	mg/L		15-APR-21	R5426208
Vanadium (V)-Total	0.00050	<T	0.00050	mg/L		15-APR-21	R5426208
Zinc (Zn)-Total	0.0018	<DL	0.0030	mg/L		15-APR-21	R5426208
Zirconium (Zr)-Total	0.000176	<DL	0.00020	mg/L		15-APR-21	R5426208
Dissolved Metals							
Dissolved Metals Filtration Location	FIELD					14-APR-21	R5424817
Aluminum (Al)-Dissolved	0.0070	<T	0.0050	mg/L		14-APR-21	R5425157
Antimony (Sb)-Dissolved	0.000075	<DL	0.00010	mg/L		14-APR-21	R5425157
Arsenic (As)-Dissolved	0.000680	<T	0.00010	mg/L		14-APR-21	R5425157
Barium (Ba)-Dissolved	0.0188		0.00010	mg/L		14-APR-21	R5425157
Beryllium (Be)-Dissolved	0.000010	<DL	0.00010	mg/L		14-APR-21	R5425157
Bismuth (Bi)-Dissolved	<0.000005	<W	0.000050	mg/L		14-APR-21	R5425157

* Refer to Referenced Information for Qualifiers (if any) and Methodology.

ALS ENVIRONMENTAL ANALYTICAL REPORT

Sample Details/Parameters	Result	Qualifier*	D.L.	Units	Extracted	Analyzed	Batch
L2575746-1 TD_SW_20210409 Sampled By: AJ on 09-APR-21 @ 11:00 Matrix: SW							
Dissolved Metals							
Boron (B)-Dissolved	0.010		0.010	mg/L		14-APR-21	R5425157
Cadmium (Cd)-Dissolved	0.0000030	<DL	0.0000050	mg/L		14-APR-21	R5425157
Calcium (Ca)-Dissolved	37.0		0.050	mg/L		14-APR-21	R5425157
Cesium (Cs)-Dissolved	0.0000016	<DL	0.000010	mg/L		14-APR-21	R5425157
Chromium (Cr)-Dissolved	0.00010	<DL	0.00050	mg/L		14-APR-21	R5425157
Cobalt (Co)-Dissolved	0.000082	<DL	0.00010	mg/L		14-APR-21	R5425157
Copper (Cu)-Dissolved	0.00115	<T	0.00020	mg/L		14-APR-21	R5425157
Iron (Fe)-Dissolved	0.057		0.010	mg/L		14-APR-21	R5425157
Lead (Pb)-Dissolved	0.00002	<DL	0.000050	mg/L		14-APR-21	R5425157
Lithium (Li)-Dissolved	0.0042	<T	0.0010	mg/L		14-APR-21	R5425157
Magnesium (Mg)-Dissolved	15.1		0.0050	mg/L		14-APR-21	R5425157
Manganese (Mn)-Dissolved	0.0135		0.00050	mg/L		14-APR-21	R5425157
Mercury (Hg)-Dissolved	<0.000005	<W	0.000030	mg/L		19-APR-21	R5431977
Molybdenum (Mo)-Dissolved	0.00115	<T	0.000050	mg/L		14-APR-21	R5425157
Nickel (Ni)-Dissolved	0.00086	<T	0.00050	mg/L		14-APR-21	R5425157
Phosphorus (P)-Dissolved	0.010	<DL	0.050	mg/L		14-APR-21	R5425157
Potassium (K)-Dissolved	1.64		0.050	mg/L		14-APR-21	R5425157
Rubidium (Rb)-Dissolved	0.00152		0.00020	mg/L		14-APR-21	R5425157
Selenium (Se)-Dissolved	0.000198	<T	0.000050	mg/L		14-APR-21	R5425157
Silicon (Si)-Dissolved	1.86		0.050	mg/L		14-APR-21	R5425157
Silver (Ag)-Dissolved	<0.0000005	<W	0.000050	mg/L		14-APR-21	R5425157
Sodium (Na)-Dissolved	2.02		0.050	mg/L		14-APR-21	R5425157
Strontium (Sr)-Dissolved	0.0744		0.0010	mg/L		14-APR-21	R5425157
Sulfur (S)-Dissolved	1.65		0.50	mg/L		14-APR-21	R5425157
Tellurium (Te)-Dissolved	<0.000005	<W	0.00020	mg/L		14-APR-21	R5425157
Thallium (Tl)-Dissolved	0.000002	<DL	0.000010	mg/L		14-APR-21	R5425157
Thorium (Th)-Dissolved	0.000010	<DL	0.00010	mg/L		14-APR-21	R5425157
Tin (Sn)-Dissolved	<0.00001	<W	0.00010	mg/L		14-APR-21	R5425157
Titanium (Ti)-Dissolved	0.00096		0.00030	mg/L		14-APR-21	R5425157
Tungsten (W)-Dissolved	<0.000002	<W	0.00010	mg/L		14-APR-21	R5425157
Uranium (U)-Dissolved	0.00253	<T	0.000010	mg/L		14-APR-21	R5425157
Vanadium (V)-Dissolved	0.00034	<DL	0.00050	mg/L		14-APR-21	R5425157
Zinc (Zn)-Dissolved	0.0008	<DL	0.0010	mg/L		14-APR-21	R5425157
Zirconium (Zr)-Dissolved	0.000196	<DL	0.00020	mg/L		14-APR-21	R5425157
Aggregate Organics							
Biochemical Oxygen Demand	4.4		2.0	mg/L		13-APR-21	R5430577
COD	52		10	mg/L		15-APR-21	R5426212
Oil and Grease, Total	0.8	<DL	1.0	mg/L	17-APR-21	17-APR-21	R5430137
L2575746-2 TP_SW_20210409 Sampled By: AJ on 09-APR-21 @ 10:30 Matrix: SW							
Field Tests							

* Refer to Referenced Information for Qualifiers (if any) and Methodology.

ALS ENVIRONMENTAL ANALYTICAL REPORT

Sample Details/Parameters	Result	Qualifier*	D.L.	Units	Extracted	Analyzed	Batch
L2575746-2 TP_SW_20210409 Sampled By: AJ on 09-APR-21 @ 10:30 Matrix: SW							
Field Tests							
pH, Client Supplied	7.76		0.10	pH		20-APR-21	R5434578
Temperature, Client	8.7		-50	Deg. C		20-APR-21	R5434578
Temperature, Client Supplied	8.57		0	Degree C		14-APR-21	R5424196
Physical Tests							
Color, True	37.3		2.0	CU		14-APR-21	R5423540
Conductivity (EC)	228		1.0	uS/cm		13-APR-21	R5422905
Hardness (as CaCO3)	124		0.50	mg/L		15-APR-21	
pH	7.74		0.10	pH		13-APR-21	R5422905
Total Suspended Solids	1.5	<DL	3.0	mg/L		13-APR-21	R5423847
Total Dissolved Solids	146		13	mg/L		13-APR-21	R5423888
Turbidity	1.47		0.10	NTU		13-APR-21	R5423035
Anions and Nutrients							
Acidity (as CaCO3)	0.4	<DL	2.0	mg/L		15-APR-21	R5427781
Alkalinity, Total (as CaCO3)	118		2.0	mg/L		15-APR-21	R5425505
Unionized ammonia	<0.00023		0.00023	mg/L		23-APR-21	
Ammonia, Total (as N)	0.010	<DL	0.020	mg/L		20-APR-21	R5433956
Chloride (Cl)	1.30		0.10	mg/L	13-APR-21	13-APR-21	R5423479
Fluoride (F)	0.044		0.020	mg/L	13-APR-21	13-APR-21	R5423479
Nitrate (as N)	0.024	<T	0.020	mg/L		13-APR-21	R5423479
Nitrite (as N)	0.002	<DL	0.010	mg/L		13-APR-21	R5423479
Total Kjeldahl Nitrogen	1.05		0.18	mg/L	20-APR-21	20-APR-21	R5434701
Orthophosphate-Dissolved (as P)	<0.0030	PEHT	0.0030	mg/L		23-APR-21	R5440244
Phosphorus (P)-Total	0.0213	<T	0.0030	mg/L		21-APR-21	R5435622
Sulfate (SO4)	2.40	<T	0.30	mg/L		13-APR-21	R5423479
Cyanides							
Cyanide, Weak Acid Diss	0.0006	<DL	0.0020	mg/L		15-APR-21	R5428736
Cyanide, Total	0.0008	<DL	0.0020	mg/L		15-APR-21	R5428736
Cyanide, Free	0.0003	<DL	0.0020	mg/L		15-APR-21	R5428736
Organic / Inorganic Carbon							
Dissolved Organic Carbon	21.6		0.50	mg/L	13-APR-21	19-APR-21	R5432942
Total Organic Carbon	21.7		0.50	mg/L		16-APR-21	R5431099
Total Metals							
Aluminum (Al)-Total	0.0326		0.0050	mg/L		15-APR-21	R5426208
Antimony (Sb)-Total	0.000040	<DL	0.00010	mg/L		15-APR-21	R5426208
Arsenic (As)-Total	0.000860	<T	0.00010	mg/L		15-APR-21	R5426208
Barium (Ba)-Total	0.0154		0.00010	mg/L		15-APR-21	R5426208
Beryllium (Be)-Total	0.000008	<DL	0.00010	mg/L		15-APR-21	R5426208
Bismuth (Bi)-Total	<0.000005	<W	0.000050	mg/L		15-APR-21	R5426208
Boron (B)-Total	0.010	<T	0.010	mg/L		15-APR-21	R5426208
Cadmium (Cd)-Total	0.0000026	<DL	0.0000050	mg/L		15-APR-21	R5426208
Calcium (Ca)-Total	29.9		0.050	mg/L		15-APR-21	R5426208
Cesium (Cs)-Total	0.0000066	<DL	0.000010	mg/L		15-APR-21	R5426208

* Refer to Referenced Information for Qualifiers (if any) and Methodology.

ALS ENVIRONMENTAL ANALYTICAL REPORT

Sample Details/Parameters	Result	Qualifier*	D.L.	Units	Extracted	Analyzed	Batch
L2575746-2 TP_SW_20210409 Sampled By: AJ on 09-APR-21 @ 10:30 Matrix: SW							
Total Metals							
Chromium (Cr)-Total	0.00020	<DL	0.00050	mg/L		15-APR-21	R5426208
Cobalt (Co)-Total	0.000130	<T	0.00010	mg/L		15-APR-21	R5426208
Copper (Cu)-Total	0.00050	<T	0.00050	mg/L		15-APR-21	R5426208
Iron (Fe)-Total	0.224		0.010	mg/L		15-APR-21	R5426208
Lead (Pb)-Total	0.00008	<T	0.000050	mg/L		15-APR-21	R5426208
Lithium (Li)-Total	0.0028	<T	0.0010	mg/L		15-APR-21	R5426208
Magnesium (Mg)-Total	12.4		0.0050	mg/L		15-APR-21	R5426208
Manganese (Mn)-Total	0.0227		0.00050	mg/L		15-APR-21	R5426208
Mercury (Hg)-Total	<0.000005	<W	0.000030	mg/L		19-APR-21	R5431919
Molybdenum (Mo)-Total	0.000405	<T	0.000050	mg/L		15-APR-21	R5426208
Nickel (Ni)-Total	0.00078	<T	0.00050	mg/L		15-APR-21	R5426208
Phosphorus (P)-Total	0.010	<DL	0.050	mg/L		15-APR-21	R5426208
Potassium (K)-Total	1.65		0.050	mg/L		15-APR-21	R5426208
Rubidium (Rb)-Total	0.00186		0.00020	mg/L		15-APR-21	R5426208
Selenium (Se)-Total	0.000080	<T	0.000050	mg/L		15-APR-21	R5426208
Silicon (Si)-Total	0.690		0.10	mg/L		15-APR-21	R5426208
Silver (Ag)-Total	<0.0000005	<W	0.000050	mg/L		15-APR-21	R5426208
Sodium (Na)-Total	1.58		0.050	mg/L		15-APR-21	R5426208
Strontium (Sr)-Total	0.0625		0.0010	mg/L		15-APR-21	R5426208
Sulfur (S)-Total	0.70		0.50	mg/L		15-APR-21	R5426208
Tellurium (Te)-Total	0.000005	<DL	0.00020	mg/L		15-APR-21	R5426208
Thallium (Tl)-Total	0.000003	<DL	0.000010	mg/L		15-APR-21	R5426208
Thorium (Th)-Total	0.000012	<DL	0.00010	mg/L		15-APR-21	R5426208
Tin (Sn)-Total	0.00010		0.00010	mg/L		15-APR-21	R5426208
Titanium (Ti)-Total	<0.0020	DLUI	0.0020	mg/L		15-APR-21	R5426208
Tungsten (W)-Total	<0.000002	<W	0.00010	mg/L		15-APR-21	R5426208
Uranium (U)-Total	0.000860	<T	0.000010	mg/L		15-APR-21	R5426208
Vanadium (V)-Total	0.00044	<DL	0.00050	mg/L		15-APR-21	R5426208
Zinc (Zn)-Total	0.0012	<DL	0.0030	mg/L		15-APR-21	R5426208
Zirconium (Zr)-Total	0.000100	<DL	0.00020	mg/L		15-APR-21	R5426208
Dissolved Metals							
Dissolved Metals Filtration Location	FIELD					14-APR-21	R5424817
Aluminum (Al)-Dissolved	0.0034	<DL	0.0050	mg/L		14-APR-21	R5425157
Antimony (Sb)-Dissolved	0.000045	<DL	0.00010	mg/L		14-APR-21	R5425157
Arsenic (As)-Dissolved	0.000890	<T	0.00010	mg/L		14-APR-21	R5425157
Barium (Ba)-Dissolved	0.0148		0.00010	mg/L		14-APR-21	R5425157
Beryllium (Be)-Dissolved	0.000006	<DL	0.00010	mg/L		14-APR-21	R5425157
Bismuth (Bi)-Dissolved	<0.000005	<W	0.000050	mg/L		14-APR-21	R5425157
Boron (B)-Dissolved	0.010		0.010	mg/L		14-APR-21	R5425157
Cadmium (Cd)-Dissolved	0.0000018	<DL	0.0000050	mg/L		14-APR-21	R5425157
Calcium (Ca)-Dissolved	29.4		0.050	mg/L		14-APR-21	R5425157

* Refer to Referenced Information for Qualifiers (if any) and Methodology.

ALS ENVIRONMENTAL ANALYTICAL REPORT

Sample Details/Parameters	Result	Qualifier*	D.L.	Units	Extracted	Analyzed	Batch
L2575746-2 TP_SW_20210409 Sampled By: AJ on 09-APR-21 @ 10:30 Matrix: SW							
Dissolved Metals							
Cesium (Cs)-Dissolved	0.0000030	<DL	0.000010	mg/L		14-APR-21	R5425157
Chromium (Cr)-Dissolved	0.00008	<DL	0.00050	mg/L		14-APR-21	R5425157
Cobalt (Co)-Dissolved	0.000096	<DL	0.00010	mg/L		14-APR-21	R5425157
Copper (Cu)-Dissolved	0.00035	<T	0.00020	mg/L		14-APR-21	R5425157
Iron (Fe)-Dissolved	0.129		0.010	mg/L		14-APR-21	R5425157
Lead (Pb)-Dissolved	0.00004	<DL	0.000050	mg/L		14-APR-21	R5425157
Lithium (Li)-Dissolved	0.0032	<T	0.0010	mg/L		14-APR-21	R5425157
Magnesium (Mg)-Dissolved	12.3		0.0050	mg/L		14-APR-21	R5425157
Manganese (Mn)-Dissolved	0.00716		0.00050	mg/L		14-APR-21	R5425157
Mercury (Hg)-Dissolved	<0.000005	<W	0.000030	mg/L		19-APR-21	R5431977
Molybdenum (Mo)-Dissolved	0.000415	<T	0.000050	mg/L		14-APR-21	R5425157
Nickel (Ni)-Dissolved	0.00070	<T	0.00050	mg/L		14-APR-21	R5425157
Phosphorus (P)-Dissolved	0.014	<DL	0.050	mg/L		14-APR-21	R5425157
Potassium (K)-Dissolved	1.58		0.050	mg/L		14-APR-21	R5425157
Rubidium (Rb)-Dissolved	0.00179		0.00020	mg/L		14-APR-21	R5425157
Selenium (Se)-Dissolved	0.000112	<T	0.000050	mg/L		14-APR-21	R5425157
Silicon (Si)-Dissolved	0.612		0.050	mg/L		14-APR-21	R5425157
Silver (Ag)-Dissolved	<0.0000005	<W	0.000050	mg/L		14-APR-21	R5425157
Sodium (Na)-Dissolved	1.57		0.050	mg/L		14-APR-21	R5425157
Strontium (Sr)-Dissolved	0.0634		0.0010	mg/L		14-APR-21	R5425157
Sulfur (S)-Dissolved	0.65		0.50	mg/L		14-APR-21	R5425157
Tellurium (Te)-Dissolved	<0.000005	<W	0.00020	mg/L		14-APR-21	R5425157
Thallium (Tl)-Dissolved	0.000003	<DL	0.000010	mg/L		14-APR-21	R5425157
Thorium (Th)-Dissolved	0.000006	<DL	0.00010	mg/L		14-APR-21	R5425157
Tin (Sn)-Dissolved	0.00001	<DL	0.00010	mg/L		14-APR-21	R5425157
Titanium (Ti)-Dissolved	0.00024	<DL	0.00030	mg/L		14-APR-21	R5425157
Tungsten (W)-Dissolved	<0.000002	<W	0.00010	mg/L		14-APR-21	R5425157
Uranium (U)-Dissolved	0.000807	<T	0.000010	mg/L		14-APR-21	R5425157
Vanadium (V)-Dissolved	0.00030	<DL	0.00050	mg/L		14-APR-21	R5425157
Zinc (Zn)-Dissolved	0.0008	<DL	0.0010	mg/L		14-APR-21	R5425157
Zirconium (Zr)-Dissolved	0.000092	<DL	0.00020	mg/L		14-APR-21	R5425157
Aggregate Organics							
Biochemical Oxygen Demand	9.0	BODF	2.0	mg/L		13-APR-21	R5430577
COD	60		10	mg/L		15-APR-21	R5426212
Oil and Grease, Total	1.2		1.0	mg/L	17-APR-21	17-APR-21	R5430137

* Refer to Referenced Information for Qualifiers (if any) and Methodology.

Reference Information

QC Samples with Qualifiers & Comments:

QC Type Description	Parameter	Qualifier	Applies to Sample Number(s)
Matrix Spike	Ammonia, Total (as N)	MS-B	L2575746-1, -2

Sample Parameter Qualifier key listed:

Qualifier	Description
<DL	Recorded value = measured amount <LMDL (non-zero)
<T	A Measurable Trace Amount: Interpret With Caution
<W	No Measurable Response (Zero): < Reported Value
BODF	BOD analyzed from frozen (preserved) sample. Hold time for unpreserved samples was exceeded, but freezing extends hold time to at least 1 month [ISO 5667-3 (2018)].
DLUI	Detection Limit Raised: Unknown Interference generated an apparent false positive test result.
MS-B	Matrix Spike recovery could not be accurately calculated due to high analyte background in sample.
PEHT	Parameter Exceeded Recommended Holding Time Prior to Analysis

Test Method References:

ALS Test Code	Matrix	Test Description	Method Reference**
ACY-MISA-TB	Effluent	Acidity (as CaCO3)	APHA 2310 B-POTENTIOMETRIC TITRATION
Aqueous matrices are analyzed by potentiometry. Acidity reported includes acidity caused by hydrolyzable metals present in the sample.			
ALK-MISA-TB	Effluent	Alkalinity, Total (as CaCO3)	APHA 2320 B-Auto-Pot. Titration
This analysis is carried out using procedures adapted from APHA Method 2320 "Alkalinity". Total alkalinity is determined by potentiometric titration to a pH 4.5 endpoint. Bicarbonate, carbonate and hydroxide alkalinity are calculated from phenolphthalein alkalinity and total alkalinity values.			
BOD-TB	Water	Biochemical Oxygen Demand (BOD)	APHA 5210 B- BIOCHEMICAL OXYGEN DEMAND
All forms of biochemical oxygen demand (BOD) are determined by diluting and incubating a sample for a specified time period, and measuring the oxygen depletion using a dissolved oxygen meter. Dissolved BOD (SOLUBLE) is determined by filtering the sample through a glass fibre filter prior to dilution. Carbonaceous BOD (CBOD) is determined by adding a nitrification inhibitor to the diluted sample prior to incubation.			
CL-L-IC-N-TB	Water	Chloride in Water by IC (Low Level)	EPA 300.1 (mod)
Inorganic anions are analyzed by Ion Chromatography with conductivity and/or UV detection.			
CN-FREE-MISA-CFA-WT	Effluent	Free Cyanide by Continuous Flow Analyzer	ASTM D7237-10 (modified)
This analysis is carried out using procedures adapted from ASTM Method 7237 "Free Cyanide with Flow Injection Analysis (FIA) Utilizing Gas Diffusion Separation and Amperometric Detection". Free cyanide is determined by in-line gas diffusion at pH 6 with final determination by colourimetric analysis.			
CN-T-MISA-CFA-WT	Effluent	Total Cyanide by CFA	ISO 14403-2:2012 (modified)
This analysis is carried out using procedures adapted from ISO Method 14403:2002 "Determination of Total Cyanide using Flow Analysis (FIA and CFA)". Total or strong acid dissociable (SAD) cyanide is determined by in-line UV digestion along with sample distillation and final determination by colourimetric analysis. Method Limitation: This method is susceptible to interference from thiocyanate (SCN). If SCN is present in the sample, there could be a positive interference with this method, but it would be less than 1% and could be as low as zero.			
CN-WAD-MISA-CFA-WT	Effluent	Weak Acid Dissociable Cyanide by CFA	APHA 4500-CN CYANIDE (modified)
This analysis is carried out using procedures adapted from APHA Method 4500-CN I. "Weak Acid Dissociable Cyanide". Weak Acid Dissociable (WAD) cyanide is determined by in-line sample distillation with final determination by colourimetric analysis.			
COD-T-WT	Water	Chemical Oxygen Demand	APHA 5220 D
This analysis is carried out using procedures adapted from APHA Method 5220 "Chemical Oxygen Demand (COD)". Chemical oxygen demand is determined using the closed reflux colourimetric method.			
COLOUR-TB	Water	Colour, True	APHA 2120 C
True Colour in aqueous matrices is analyzed using colourimetric detection. This is determined by filtering a sample through a 0.45 micron membrane filter followed by analysis of the filtrate using a platinum-cobalt standard.			
DOC-WT	Effluent	Dissolved Organic Carbon for MISA	APHA 5310 B-Instrumental
EC-MISA-TB	Effluent	Conductivity (EC)	APHA 2510 B-ELECTRODE
This analysis is carried out using procedures adapted from APHA Method 2510 "Conductivity". Conductivity is determined using a conductivity electrode.			
ETL-NH3-UNION-CLI-WT	Water	Un-ionized ammonia	CALCULATION

Reference Information

F-IC-N-TB	Water	Fluoride in Water by IC	EPA 300.1 (mod)

Inorganic anions are analyzed by Ion Chromatography with conductivity and/or UV detection.

HARDNESS-CALC-WT	Water	Hardness	APHA 2340 B

Hardness (also known as Total Hardness) is calculated from the sum of Calcium and Magnesium concentrations, expressed in CaCO3 equivalents. Dissolved Calcium and Magnesium concentrations are preferentially used for the hardness calculation.

HG-DIS-WT	Effluent	Mercury (Hg)-Dissolved for MISA	SW846 7470A
HG-TOT-WT	Effluent	Mercury (Hg)-Total for MISA	SW846 7470A
MET-D-MISA-MS-WT	Effluent	Diss. Metals in Effluent by ICPMS (MISA)	EPA 200.8

The concentration of metals determined on an filtered effluent sample for the MISA regulation. The samples are analyzed directly (undigested) by ICP-MS.

MET-T-MISA-MS-WT	Effluent	Total Metals by ICPMS	EPA 200.8

The concentration of metals determined on an unfiltered effluent sample for the MISA regulation. The samples are digested in acid and analyzed by ICP-MS.

NH3-F-WT	Effluent	Ammonia, Total as N	J. ENVIRON. MONIT., 2005, 7, 37-42, RSC

This analysis is carried out, on sulfuric acid preserved samples, using procedures modified from J. Environ. Monit., 2005, 7, 37 - 42, The Royal Society of Chemistry, "Flow-injection analysis with fluorescence detection for the determination of trace levels of ammonium in seawater", Roslyn J. Waston et al.

NO2-MISA-IC-TB	Effluent	Nitrite in Water by IC	EPA 300.1 (mod)

Anions in aqueous matrices are analyzed using ion chromatography with conductivity and/or UV absorbance detectors.

NO3-MISA-IC-TB	Effluent	Nitrate in Water by IC	EPA 300.1 (mod)

Anions in aqueous matrices are analyzed using ion chromatography with conductivity and/or UV absorbance detectors.

OGG-TOT-WT	Effluent	Oil and Grease, Total for MISA	APHA 5520 B-Hexane Gravimetric
P-T-MISA-COL-WT	Effluent	Total Phosphorus by Discrete Analyzer	APHA 4500-P B, F, G (modified)

Phosphorus in aqueous matrices is analyzed using discrete Analyzer with colourimetric detection.

PH,TEMP-CLIENT-WT	Water	pH & Temperature	Results supplied by client
PH-MISA-TB	Effluent	pH	APHA 4500-H-ELECTRODE

This analysis is carried out using procedures adapted from APHA Method 4500-H "pH Value". The pH is determined in the laboratory using a pH electrode

PO4-DO-COL-WT	Water	Diss. Orthophosphate in Water by Colour	APHA 4500-P PHOSPHORUS

This analysis is carried out using procedures adapted from APHA Method 4500-P "Phosphorus". Dissolved Orthophosphate is determined colourimetrically on a sample that has been lab or field filtered through a 0.45 micron membrane filter.

SO4-MISA-IC-TB	Effluent	Sulfate in Water by IC	EPA 300.1 (mod)

Anions in aqueous matrices are analyzed using ion chromatography with conductivity and/or UV absorbance detectors.

TDS-MISA-TB	Effluent	Total Dissolved Solids	APHA 2540 C (modified)

Aqueous matrices are analyzed using gravimetry and evaporation

TEMP-CLIENT-TB	Water	Temperature	Result supplied by Client
TKN-WT	Effluent	Total Kjeldahl Nitrogen for MISA	APHA 4500-N
TOC-WT	Water	Total Organic Carbon	APHA 5310B

Sample is injected into a heated reaction chamber which is packed with an oxidative catalyst. The water is vaporized and the organic cabon is oxidized to carbon dioxide. The carbon dioxide is transported in a carrier gas and is measured by a non-dispersive infrared detector.

TSS-MISA-TB	Effluent	Total Suspended Solids	APHA 2540 D (modified)

Reference Information

Aqueous matrices are analyzed using gravimetry

TURBIDITY-TB	Water	Turbidity	APHA 2130 B-Nephelometer

Aqueous matrices are analyzed using nephelometry with the light scatter measured at a 90” angle.

** ALS test methods may incorporate modifications from specified reference methods to improve performance.

The last two letters of the above test code(s) indicate the laboratory that performed analytical analysis for that test. Refer to the list below:

Laboratory Definition Code	Laboratory Location
TB	ALS ENVIRONMENTAL - THUNDER BAY, ONTARIO, CANADA
WT	ALS ENVIRONMENTAL - WATERLOO, ONTARIO, CANADA

Chain of Custody Numbers:

GLOSSARY OF REPORT TERMS

Surrogates are compounds that are similar in behaviour to target analyte(s), but that do not normally occur in environmental samples. For applicable tests, surrogates are added to samples prior to analysis as a check on recovery. In reports that display the D.L. column, laboratory objectives for surrogates are listed there.
mg/kg - milligrams per kilogram based on dry weight of sample
mg/kg wwt - milligrams per kilogram based on wet weight of sample
mg/kg lwt - milligrams per kilogram based on lipid weight of sample
mg/L - unit of concentration based on volume, parts per million.
< - Less than.
D.L. - The reporting limit.
N/A - Result not available. Refer to qualifier code and definition for explanation.

Test results reported relate only to the samples as received by the laboratory.
UNLESS OTHERWISE STATED, ALL SAMPLES WERE RECEIVED IN ACCEPTABLE CONDITION.
Analytical results in unsigned test reports with the DRAFT watermark are subject to change, pending final QC review.

Quality Control Report

Workorder: L2575746 Report Date: 30-APR-21

Client: New Gold Inc. Rainy River Project
24 Marr Rd
Barwick ON P0W 1A0
Contact: Garnet Cornell

Test	Matrix	Reference	Result	Qualifier	Units	RPD	Limit	Analyzed
BOD-TB	**Water**							
Batch R5430577								
WG3517051-8 DUP		**L2575698-1**						
Biochemical Oxygen Demand		48.5	44.5		mg/L	8.5	30	13-APR-21
WG3517051-6 LCS								
Biochemical Oxygen Demand			104.0		%		85-115	13-APR-21
WG3517051-5 MB								
Biochemical Oxygen Demand			<2.0		mg/L		2	13-APR-21
CL-L-IC-N-TB	**Water**							
Batch R5423479								
WG3517288-2 LCS								
Chloride (Cl)			95.2		%		90-110	13-APR-21
WG3517288-1 MB								
Chloride (Cl)			<0.10		mg/L		0.1	13-APR-21
COD-T-WT	**Water**							
Batch R5426212								
WG3518300-3 DUP		**L2575694-2**						
COD		39	44		mg/L	11	20	15-APR-21
WG3518300-2 LCS								
COD			103.6		%		85-115	15-APR-21
WG3518300-1 MB								
COD			<10		mg/L		10	15-APR-21
WG3518300-4 MS		**L2575694-2**						
COD			108.7		%		75-125	15-APR-21
COLOUR-TB	**Water**							
Batch R5423540								
WG3517283-3 DUP		**L2575692-1**						
Color, True		8.4	8.2		CU	1.8	20	14-APR-21
WG3517283-2 LCS								
Color, True			90.9		%		85-115	14-APR-21
WG3517283-1 MB								
Color, True			<2.0		CU		2	14-APR-21
F-IC-N-TB	**Water**							
Batch R5423479								
WG3517288-2 LCS								
Fluoride (F)			95.0		%		90-110	13-APR-21
WG3517288-1 MB								
Fluoride (F)			<0.020		mg/L		0.02	13-APR-21
PO4-DO-COL-WT	**Water**							

Quality Control Report

Workorder: L2575746 Report Date: 30-APR-21

Client: New Gold Inc. Rainy River Project
24 Marr Rd
Barwick ON P0W 1A0
Contact: Garnet Cornell

Test	Matrix	Reference	Result	Qualifier	Units	RPD	Limit	Analyzed
PO4-DO-COL-WT	**Water**							
Batch R5440244								
WG3522811-3 DUP		**WG3522811-5**						
Orthophosphate-Dissolved (as P)		<0.0030	<0.0030	RPD-NA	mg/L	N/A	20	23-APR-21
WG3522811-2 LCS								
Orthophosphate-Dissolved (as P)			102.8		%		80-120	23-APR-21
WG3522811-1 MB								
Orthophosphate-Dissolved (as P)			<0.0030		mg/L		0.003	23-APR-21
WG3522811-4 MS		**WG3522811-5**						
Orthophosphate-Dissolved (as P)			97.8		%		70-130	23-APR-21
TOC-WT	**Water**							
Batch R5431099								
WG3519085-3 DUP		**L2575855-1**						
Total Organic Carbon		<0.50	0.58	RPD-NA	mg/L	N/A	20	16-APR-21
WG3519085-2 LCS								
Total Organic Carbon			99.9		%		80-120	16-APR-21
WG3519085-1 MB								
Total Organic Carbon			<0.50		mg/L		0.5	16-APR-21
WG3519085-4 MS		**L2575855-1**						
Total Organic Carbon			100.7		%		70-130	16-APR-21
TURBIDITY-TB	**Water**							
Batch R5423035								
WG3517287-3 DUP		**L2575428-2**						
Turbidity		1.57	1.57		NTU	0.0	15	13-APR-21
WG3517287-2 LCS								
Turbidity			103.5		%		85-115	13-APR-21
WG3517287-1 MB								
Turbidity			<0.10		NTU		0.1	13-APR-21
ACY-MISA-TB	**Effluent**							
Batch R5427781								
WG3517809-2 LCS								
Acidity (as CaCO3)			98.3		%		85-115	15-APR-21
Acidity (as CaCO3)			98.3		%		85-115	15-APR-21
WG3517809-1 MB								
Acidity (as CaCO3)			2.0		mg/L		4	15-APR-21
ALK-MISA-TB	**Effluent**							

Quality Control Report

Client: New Gold Inc. Rainy River Project
24 Marr Rd
Barwick ON P0W 1A0
Contact: Garnet Cornell

Test	Matrix	Reference	Result	Qualifier	Units	RPD	Limit	Analyzed
ALK-MISA-TB	**Effluent**							
Batch R5425505								
WG3517282-3 DUP		**L2575746-2**						
Alkalinity, Total (as CaCO3)		118	118		mg/L	0.3	20	15-APR-21
Alkalinity, Phenolphthalein		<0.2	<0.2	RPD-NA	mg/L	N/A	25	15-APR-21
WG3517282-2 LCS								
Alkalinity, Total (as CaCO3)			104.0		%		85-115	15-APR-21
Alkalinity, Total (as CaCO3)			104.0		%		85-115	15-APR-21
WG3517282-1 MB								
Alkalinity, Total (as CaCO3)			0.4		mg/L		2	15-APR-21
Alkalinity, Phenolphthalein			<0.2		mg/L		2	15-APR-21
CN-FREE-MISA-CFA-WT	**Effluent**							
Batch R5428736								
WG3518651-3 DUP		**L2575746-1**						
Cyanide, Free		0.0003	0.0005	RPD-NA	mg/L	N/A	20	15-APR-21
WG3518651-2 LCS								
Cyanide, Free			89.2		%		80-120	15-APR-21
WG3518651-1 MB								
Cyanide, Free			0.0002		mg/L		0.002	15-APR-21
WG3518651-4 MS		**L2575746-1**						
Cyanide, Free			97.8		%		75-125	15-APR-21
CN-T-MISA-CFA-WT	**Effluent**							
Batch R5428736								
WG3518651-3 DUP		**L2575746-1**						
Cyanide, Total		0.0006	0.0006	RPD-NA	mg/L	N/A	20	15-APR-21
WG3518651-2 LCS								
Cyanide, Total			88.0		%		80-120	15-APR-21
WG3518651-1 MB								
Cyanide, Total			<0.0002		mg/L		0.002	15-APR-21
WG3518651-4 MS		**L2575746-1**						
Cyanide, Total			90.0		%		75-125	15-APR-21
CN-WAD-MISA-CFA-WT	**Effluent**							
Batch R5428736								
WG3518651-3 DUP		**L2575746-1**						
Cyanide, Weak Acid Diss		0.0004	0.0002	RPD-NA	mg/L	N/A	20	15-APR-21
WG3518651-2 LCS								
Cyanide, Weak Acid Diss			97.6		%		80-120	15-APR-21
WG3518651-1 MB								
Cyanide, Weak Acid Diss			<0.0001		mg/L		0.002	15-APR-21

Quality Control Report

Client: New Gold Inc. Rainy River Project
24 Marr Rd
Barwick ON P0W 1A0
Contact: Garnet Cornell

Test	Matrix	Reference	Result	Qualifier	Units	RPD	Limit	Analyzed
CN-WAD-MISA-CFA-WT	**Effluent**							
Batch R5428736								
WG3518651-4 MS		**L2575746-1**						
Cyanide, Weak Acid Diss			99.3		%		75-125	15-APR-21
DOC-WT	**Effluent**							
Batch R5432942								
WG3518669-3 DUP		**WG3518669-5**						
Dissolved Organic Carbon		8.68	9.05		mg/L	4.1	25	19-APR-21
WG3518669-2 LCS								
Dissolved Organic Carbon			102.6		%		70-130	19-APR-21
WG3518669-1 MB								
Dissolved Organic Carbon			<0.50		mg/L		0.5	19-APR-21
EC-MISA-TB	**Effluent**							
Batch R5422905								
WG3517279-3 DUP		**L2575746-1**						
Conductivity (EC)		299	299		uS/cm	0.0	10	13-APR-21
WG3517279-2 LCS								
Conductivity (EC)			102.9		%		90-110	13-APR-21
WG3517279-1 MB								
Conductivity (EC)			1.0		uS/cm		2	13-APR-21
HG-DIS-WT	**Effluent**							
Batch R5431977								
WG3519243-3 DUP		**L2575746-1**						
Mercury (Hg)-Dissolved		<0.000005	<0.000005	RPD-NA	mg/L	N/A	20	19-APR-21
WG3519243-2 LCS								
Mercury (Hg)-Dissolved			102.0		%		80-120	19-APR-21
WG3519243-1 MB								
Mercury (Hg)-Dissolved			<0.000005		mg/L		0.00003	19-APR-21
WG3519243-4 MS		**L2575746-2**						
Mercury (Hg)-Dissolved			99.1		%		70-130	19-APR-21
HG-TOT-WT	**Effluent**							
Batch R5431919								
WG3519244-3 DUP		**L2575746-1**						
Mercury (Hg)-Total		<0.000005	0.000005	RPD-NA	mg/L	N/A	20	19-APR-21
WG3519244-2 LCS								
Mercury (Hg)-Total			102.0		%		80-120	19-APR-21
WG3519244-1 MB								
Mercury (Hg)-Total			<0.000005		mg/L		0.00003	19-APR-21

Quality Control Report

Client: New Gold Inc. Rainy River Project
24 Marr Rd
Barwick ON P0W 1A0
Contact: Garnet Cornell

Test	Matrix	Reference	Result	Qualifier	Units	RPD	Limit	Analyzed
HG-TOT-WT	**Effluent**							
Batch R5431919								
WG3519244-4 MS		**L2575746-2**						
Mercury (Hg)-Total			97.5		%		70-130	19-APR-21
MET-D-MISA-MS-WT	**Effluent**							
Batch R5425157								
WG3518137-4 DUP		**WG3518137-3**						
Aluminum (Al)-Dissolved		0.0070	0.0068		mg/L	2.7	20	14-APR-21
Antimony (Sb)-Dissolved		0.000075	0.000070	RPD-NA	mg/L	N/A	20	14-APR-21
Arsenic (As)-Dissolved		0.000680	0.000705		mg/L	3.9	20	14-APR-21
Barium (Ba)-Dissolved		0.0188	0.0188		mg/L	0.0	20	14-APR-21
Beryllium (Be)-Dissolved		0.000010	0.000004	RPD-NA	mg/L	N/A	20	14-APR-21
Bismuth (Bi)-Dissolved		<0.000005	<0.000005	RPD-NA	mg/L	N/A	20	14-APR-21
Boron (B)-Dissolved		0.010	0.010	RPD-NA	mg/L	N/A	20	14-APR-21
Cadmium (Cd)-Dissolved		0.0000030	0.0000032	RPD-NA	mg/L	N/A	20	14-APR-21
Calcium (Ca)-Dissolved		37.0	36.5		mg/L	1.4	20	14-APR-21
Cesium (Cs)-Dissolved		0.0000016	0.0000012	RPD-NA	mg/L	N/A	25	14-APR-21
Chromium (Cr)-Dissolved		0.00010	0.00008	RPD-NA	mg/L	N/A	20	14-APR-21
Cobalt (Co)-Dissolved		0.000082	0.000084	RPD-NA	mg/L	N/A	20	14-APR-21
Copper (Cu)-Dissolved		0.00115	0.00120		mg/L	1.2	20	14-APR-21
Iron (Fe)-Dissolved		0.057	0.057		mg/L	0.4	20	14-APR-21
Lead (Pb)-Dissolved		0.00002	0.00002	RPD-NA	mg/L	N/A	20	14-APR-21
Lithium (Li)-Dissolved		0.0042	0.0042		mg/L	4.2	20	14-APR-21
Magnesium (Mg)-Dissolved		15.1	15.1		mg/L	0.5	20	14-APR-21
Manganese (Mn)-Dissolved		0.0135	0.0135		mg/L	0.3	20	14-APR-21
Molybdenum (Mo)-Dissolved		0.00115	0.00116		mg/L	0.5	20	14-APR-21
Nickel (Ni)-Dissolved		0.00086	0.00088		mg/L	1.1	20	14-APR-21
Phosphorus (P)-Dissolved		0.010	0.014	RPD-NA	mg/L	N/A	25	14-APR-21
Potassium (K)-Dissolved		1.64	1.63		mg/L	0.7	20	14-APR-21
Rubidium (Rb)-Dissolved		0.00152	0.00147		mg/L	3.5	25	14-APR-21
Selenium (Se)-Dissolved		0.000198	0.000196		mg/L	0.9	20	14-APR-21
Silicon (Si)-Dissolved		1.86	1.89		mg/L	1.5	25	14-APR-21
Silver (Ag)-Dissolved		<0.0000005	0.0000005	RPD-NA	mg/L	N/A	20	14-APR-21
Sodium (Na)-Dissolved		2.02	2.02		mg/L	0.1	20	14-APR-21
Strontium (Sr)-Dissolved		0.0744	0.0738		mg/L	0.7	20	14-APR-21

Quality Control Report

Client: New Gold Inc. Rainy River Project
24 Marr Rd
Barwick ON P0W 1A0
Contact: Garnet Cornell

Test	Matrix	Reference	Result	Qualifier	Units	RPD	Limit	Analyzed
MET-D-MISA-MS-WT	**Effluent**							
Batch R5425157								
WG3518137-4 DUP		**WG3518137-3**						
Sulfur (S)-Dissolved		1.65	1.65		mg/L	2.0	25	14-APR-21
Tellurium (Te)-Dissolved		<0.000005	<0.000005	RPD-NA	mg/L	N/A	25	14-APR-21
Thallium (Tl)-Dissolved		0.000002	0.000003	RPD-NA	mg/L	N/A	20	14-APR-21
Thorium (Th)-Dissolved		0.000010	0.000010	RPD-NA	mg/L	N/A	25	14-APR-21
Tin (Sn)-Dissolved		<0.00001	<0.00001	RPD-NA	mg/L	N/A	20	14-APR-21
Titanium (Ti)-Dissolved		0.00096	0.00094		mg/L	1.6	20	14-APR-21
Tungsten (W)-Dissolved		<0.000002	<0.000002	RPD-NA	mg/L	N/A	20	14-APR-21
Uranium (U)-Dissolved		0.00253	0.00253		mg/L	0.1	20	14-APR-21
Vanadium (V)-Dissolved		0.00034	0.00034	RPD-NA	mg/L	N/A	20	14-APR-21
Zinc (Zn)-Dissolved		0.0008	0.0010	RPD-NA	mg/L	N/A	20	14-APR-21
Zirconium (Zr)-Dissolved		0.000196	0.000192	RPD-NA	mg/L	N/A	20	14-APR-21
WG3518137-1 MB								
Aluminum (Al)-Dissolved			0.0004		mg/L		0.005	14-APR-21
Antimony (Sb)-Dissolved			<0.000005		mg/L		0.0001	14-APR-21
Arsenic (As)-Dissolved			<0.000005		mg/L		0.0001	14-APR-21
Barium (Ba)-Dissolved			<0.00002		mg/L		0.0001	14-APR-21
Beryllium (Be)-Dissolved			<0.000002		mg/L		0.0001	14-APR-21
Bismuth (Bi)-Dissolved			<0.000005		mg/L		0.00005	14-APR-21
Boron (B)-Dissolved			<0.002		mg/L		0.01	14-APR-21
Cadmium (Cd)-Dissolved			0.0000002		mg/L		0.000005	14-APR-21
Calcium (Ca)-Dissolved			0.005		mg/L		0.05	14-APR-21
Cesium (Cs)-Dissolved			0.0000002		mg/L		0.00001	14-APR-21
Chromium (Cr)-Dissolved			<0.00002		mg/L		0.0005	14-APR-21
Cobalt (Co)-Dissolved			<0.000002		mg/L		0.0001	14-APR-21
Copper (Cu)-Dissolved			<0.00005		mg/L		0.0002	14-APR-21
Iron (Fe)-Dissolved			<0.001		mg/L		0.01	14-APR-21
Lead (Pb)-Dissolved			<0.00002		mg/L		0.00005	14-APR-21
Lithium (Li)-Dissolved			<0.0002		mg/L		0.001	14-APR-21
Magnesium (Mg)-Dissolved			0.0005		mg/L		0.005	14-APR-21
Manganese (Mn)-Dissolved			<0.00002		mg/L		0.0005	14-APR-21
Molybdenum (Mo)-Dissolved			<0.000005		mg/L		0.00005	14-APR-21
Nickel (Ni)-Dissolved			<0.00002		mg/L		0.0005	14-APR-21
Phosphorus (P)-Dissolved			<0.002		mg/L		0.05	14-APR-21

Quality Control Report

Client: New Gold Inc. Rainy River Project
24 Marr Rd
Barwick ON P0W 1A0
Contact: Garnet Cornell

Test	Matrix	Reference	Result	Qualifier	Units	RPD	Limit	Analyzed
MET-D-MISA-MS-WT	**Effluent**							
Batch R5425157								
WG3518137-1 MB								
Potassium (K)-Dissolved			0.002		mg/L		0.05	14-APR-21
Rubidium (Rb)-Dissolved			<0.000002		mg/L		0.0002	14-APR-21
Selenium (Se)-Dissolved			<0.000002		mg/L		0.00005	14-APR-21
Silicon (Si)-Dissolved			<0.002		mg/L		0.05	14-APR-21
Silver (Ag)-Dissolved			<0.0000005		mg/L		0.00005	14-APR-21
Sodium (Na)-Dissolved			<0.005		mg/L		0.05	14-APR-21
Strontium (Sr)-Dissolved			<0.00001		mg/L		0.001	14-APR-21
Sulfur (S)-Dissolved			<0.05		mg/L		0.5	14-APR-21
Tellurium (Te)-Dissolved			<0.000005		mg/L		0.0002	14-APR-21
Thallium (Tl)-Dissolved			<0.000001		mg/L		0.00001	14-APR-21
Thorium (Th)-Dissolved			<0.000002		mg/L		0.0001	14-APR-21
Tin (Sn)-Dissolved			<0.00001		mg/L		0.0001	14-APR-21
Titanium (Ti)-Dissolved			<0.00002		mg/L		0.0003	14-APR-21
Tungsten (W)-Dissolved			0.000006		mg/L		0.0001	14-APR-21
Uranium (U)-Dissolved			<0.0000005		mg/L		0.00001	14-APR-21
Vanadium (V)-Dissolved			<0.00002		mg/L		0.0005	14-APR-21
Zinc (Zn)-Dissolved			<0.0002		mg/L		0.001	14-APR-21
Zirconium (Zr)-Dissolved			<0.000004		mg/L		0.0002	14-APR-21
MET-T-MISA-MS-WT	**Effluent**							
Batch R5426208								
WG3518240-4 DUP		**WG3518240-3**						
Aluminum (Al)-Total		0.0624	0.0574		mg/L	8.4	25	15-APR-21
Antimony (Sb)-Total		0.000060	0.000060	RPD-NA	mg/L	N/A	25	15-APR-21
Arsenic (As)-Total		0.000675	0.000655		mg/L	2.8	25	15-APR-21
Barium (Ba)-Total		0.0203	0.0200		mg/L	1.5	25	15-APR-21
Beryllium (Be)-Total		0.000004	0.000002	RPD-NA	mg/L	N/A	25	15-APR-21
Bismuth (Bi)-Total		0.000005	<0.000005	RPD-NA	mg/L	N/A	25	15-APR-21
Boron (B)-Total		0.010	0.010	RPD-NA	mg/L	N/A	25	15-APR-21
Cadmium (Cd)-Total		0.0000064	0.0000052		mg/L	21	25	15-APR-21
Calcium (Ca)-Total		37.7	37.3		mg/L	0.9	25	15-APR-21
Cesium (Cs)-Total		0.0000072	0.0000090	RPD-NA	mg/L	N/A	25	15-APR-21
Chromium (Cr)-Total		0.00026	0.00026	RPD-NA	mg/L	N/A	25	15-APR-21
Cobalt (Co)-Total		0.000118	0.000116		mg/L	1.8	25	15-APR-21

Quality Control Report

Client: New Gold Inc. Rainy River Project
24 Marr Rd
Barwick ON P0W 1A0
Contact: Garnet Cornell

Test	Matrix	Reference	Result	Qualifier	Units	RPD	Limit	Analyzed
MET-T-MISA-MS-WT	**Effluent**							
Batch R5426208								
WG3518240-4 DUP		**WG3518240-3**						
Copper (Cu)-Total		0.00145	0.00200	J	mg/L	0.00052	0.001	15-APR-21
Iron (Fe)-Total		0.120	0.118		mg/L	2.0	25	15-APR-21
Lead (Pb)-Total		0.00008	0.00012	J	mg/L	0.000040	0.0001	15-APR-21
Lithium (Li)-Total		0.0038	0.0036		mg/L	4.7	25	15-APR-21
Magnesium (Mg)-Total		16.1	15.7		mg/L	2.1	25	15-APR-21
Manganese (Mn)-Total		0.0226	0.0221		mg/L	2.3	25	15-APR-21
Molybdenum (Mo)-Total		0.00129	0.00118		mg/L	8.5	25	15-APR-21
Nickel (Ni)-Total		0.00100	0.00100		mg/L	1.0	25	15-APR-21
Phosphorus (P)-Total		0.026	0.016	RPD-NA	mg/L	N/A	25	15-APR-21
Potassium (K)-Total		1.75	1.71		mg/L	2.2	25	15-APR-21
Rubidium (Rb)-Total		0.00169	0.00174		mg/L	2.6	25	15-APR-21
Selenium (Se)-Total		0.000144	0.000160		mg/L	10	25	15-APR-21
Silicon (Si)-Total		2.04	2.01		mg/L	1.6	25	15-APR-21
Silver (Ag)-Total		0.0000015	0.0000010	RPD-NA	mg/L	N/A	25	15-APR-21
Sodium (Na)-Total		2.15	2.09		mg/L	3.2	25	15-APR-21
Strontium (Sr)-Total		0.0735	0.0729		mg/L	0.8	25	15-APR-21
Sulfur (S)-Total		1.65	1.65		mg/L	0.1	25	15-APR-21
Tellurium (Te)-Total		0.000015	0.000010	RPD-NA	mg/L	N/A	25	15-APR-21
Thallium (Tl)-Total		0.000006	0.000004	RPD-NA	mg/L	N/A	25	15-APR-21
Thorium (Th)-Total		0.000026	0.000024	RPD-NA	mg/L	N/A	25	15-APR-21
Tin (Sn)-Total		0.00002	0.00002	RPD-NA	mg/L	N/A	25	15-APR-21
Titanium (Ti)-Total		0.00226	0.00218		mg/L	3.5	25	15-APR-21
Tungsten (W)-Total		<0.000002	<0.000002	RPD-NA	mg/L	N/A	25	15-APR-21
Uranium (U)-Total		0.00282	0.00276		mg/L	2.4	25	15-APR-21
Vanadium (V)-Total		0.00050	0.00048	RPD-NA	mg/L	N/A	25	15-APR-21
Zinc (Zn)-Total		0.0018	0.0014	RPD-NA	mg/L	N/A	25	15-APR-21
Zirconium (Zr)-Total		0.000176	0.000176	RPD-NA	mg/L	N/A	25	15-APR-21
WG3518240-1 MB								
Aluminum (Al)-Total			0.0014		mg/L		0.005	15-APR-21
Antimony (Sb)-Total			0.000010		mg/L		0.0001	15-APR-21
Arsenic (As)-Total			<0.000005		mg/L		0.0001	15-APR-21
Barium (Ba)-Total			<0.00002		mg/L		0.0001	15-APR-21
Beryllium (Be)-Total			<0.000002		mg/L		0.0001	15-APR-21

Quality Control Report

Client: New Gold Inc. Rainy River Project
24 Marr Rd
Barwick ON P0W 1A0
Contact: Garnet Cornell

Test	Matrix	Reference	Result	Qualifier	Units	RPD	Limit	Analyzed
MET-T-MISA-MS-WT	**Effluent**							
Batch R5426208								
WG3518240-1 MB								
Bismuth (Bi)-Total			<0.000005		mg/L		0.00005	15-APR-21
Boron (B)-Total			<0.002		mg/L		0.01	15-APR-21
Cadmium (Cd)-Total			<0.0000002		mg/L		0.000005	15-APR-21
Calcium (Ca)-Total			0.005		mg/L		0.05	15-APR-21
Cesium (Cs)-Total			0.0000004		mg/L		0.00001	15-APR-21
Chromium (Cr)-Total			0.00002		mg/L		0.0005	15-APR-21
Cobalt (Co)-Total			<0.000002		mg/L		0.0001	15-APR-21
Copper (Cu)-Total			<0.00005		mg/L		0.0005	15-APR-21
Iron (Fe)-Total			<0.001		mg/L		0.01	15-APR-21
Lead (Pb)-Total			<0.00002		mg/L		0.00005	15-APR-21
Lithium (Li)-Total			<0.0002		mg/L		0.001	15-APR-21
Magnesium (Mg)-Total			0.0010		mg/L		0.005	15-APR-21
Manganese (Mn)-Total			<0.00002		mg/L		0.0005	15-APR-21
Molybdenum (Mo)-Total			<0.000005		mg/L		0.00005	15-APR-21
Nickel (Ni)-Total			0.00002		mg/L		0.0005	15-APR-21
Phosphorus (P)-Total			0.010		mg/L		0.05	15-APR-21
Potassium (K)-Total			<0.002		mg/L		0.05	15-APR-21
Rubidium (Rb)-Total			<0.000002		mg/L		0.0002	15-APR-21
Selenium (Se)-Total			0.000004		mg/L		0.00005	15-APR-21
Silicon (Si)-Total			0.034		mg/L		0.1	15-APR-21
Silver (Ag)-Total			0.0000005		mg/L		0.00005	15-APR-21
Sodium (Na)-Total			0.005		mg/L		0.05	15-APR-21
Strontium (Sr)-Total			0.00001		mg/L		0.001	15-APR-21
Sulfur (S)-Total			<0.05		mg/L		0.5	15-APR-21
Tellurium (Te)-Total			<0.000005		mg/L		0.0002	15-APR-21
Thallium (Tl)-Total			<0.000001		mg/L		0.00001	15-APR-21
Thorium (Th)-Total			0.000004		mg/L		0.0001	15-APR-21
Tin (Sn)-Total			<0.00001		mg/L		0.0001	15-APR-21
Titanium (Ti)-Total			<0.00002		mg/L		0.0003	15-APR-21
Tungsten (W)-Total			<0.000002		mg/L		0.0001	15-APR-21
Uranium (U)-Total			<0.0000005		mg/L		0.00001	15-APR-21
Vanadium (V)-Total			0.00002		mg/L		0.0005	15-APR-21
Zinc (Zn)-Total			<0.0002		mg/L		0.003	15-APR-21

Quality Control Report

Client: New Gold Inc. Rainy River Project
24 Marr Rd
Barwick ON P0W 1A0
Contact: Garnet Cornell

Test	Matrix	Reference	Result	Qualifier	Units	RPD	Limit	Analyzed
MET-T-MISA-MS-WT	**Effluent**							
Batch R5426208								
WG3518240-1 MB								
Zirconium (Zr)-Total			<0.000004		mg/L		0.0002	15-APR-21
NH3-F-WT	**Effluent**							
Batch R5433956								
WG3520309-3 DUP		**WG3520309-5**						
Ammonia, Total (as N)		0.110	0.110		mg/L	1.1	25	21-APR-21
WG3520309-2 LCS								
Ammonia, Total (as N)			103.2		%		70-130	20-APR-21
WG3520309-1 MB								
Ammonia, Total (as N)			<0.002		mg/L		0.02	20-APR-21
WG3520309-4 MS		**WG3520309-5**						
Ammonia, Total (as N)			N/A	MS-B	%		-	21-APR-21
NO2-MISA-IC-TB	**Effluent**							
Batch R5423479								
WG3517288-2 LCS								
Nitrite (as N)			93.2		%		90-110	13-APR-21
WG3517288-1 MB								
Nitrite (as N)			<0.001		mg/L		0.01	13-APR-21
NO3-MISA-IC-TB	**Effluent**							
Batch R5423479								
WG3517288-2 LCS								
Nitrate (as N)			95.9		%		90-110	13-APR-21
WG3517288-1 MB								
Nitrate (as N)			<0.002		mg/L		0.02	13-APR-21
OGG-TOT-WT	**Effluent**							
Batch R5430137								
WG3519570-2 LCS								
Oil and Grease, Total			93.4		%		50-150	17-APR-21
WG3519570-1 MB								
Oil and Grease, Total			1.0		mg/L		1	17-APR-21
P-T-MISA-COL-WT	**Effluent**							
Batch R5435622								
WG3520337-3 DUP		**WG3520337-5**						
Phosphorus (P)-Total		0.0239	0.0245		mg/L	2.4	25	21-APR-21
Phosphorus (P)-Total		0.0239	0.0245		mg/L	2.4	25	21-APR-21
WG3520337-2 LCS								

Quality Control Report

Client: New Gold Inc. Rainy River Project
24 Marr Rd
Barwick ON P0W 1A0
Contact: Garnet Cornell

Test	Matrix	Reference	Result	Qualifier	Units	RPD	Limit	Analyzed
P-T-MISA-COL-WT	**Effluent**							
Batch R5435622								
WG3520337-2 LCS								
Phosphorus (P)-Total			95.3		%		70-130	21-APR-21
WG3520337-1 MB								
Phosphorus (P)-Total			0.0012		mg/L		0.003	21-APR-21
WG3520337-4 MS		**WG3520337-5**						
Phosphorus (P)-Total			123.8		%		70-130	21-APR-21
Phosphorus (P)-Total			99.9		%		70-130	21-APR-21
PH-MISA-TB	**Effluent**							
Batch R5422905								
WG3517279-3 DUP		**L2575746-1**						
pH		7.95	7.97	J	pH	0.02	0.2	13-APR-21
WG3517279-2 LCS								
pH			6.97		pH		6.9-7.1	13-APR-21
SO4-MISA-IC-TB	**Effluent**							
Batch R5423479								
WG3517288-2 LCS								
Sulfate (SO4)			94.2		%		90-110	13-APR-21
WG3517288-1 MB								
Sulfate (SO4)			<0.05		mg/L		0.3	13-APR-21
TDS-MISA-TB	**Effluent**							
Batch R5423888								
WG3517323-3 DUP		**L2575274-1**						
Total Dissolved Solids		1110	1090		mg/L	1.8	20	13-APR-21
WG3517323-2 LCS								
Total Dissolved Solids			94.5		%		85-115	13-APR-21
WG3517323-1 MB								
Total Dissolved Solids			<2		mg/L		10	13-APR-21
TKN-WT	**Effluent**							
Batch R5434701								
WG3520265-3 DUP		**WG3520265-5**						
Total Kjeldahl Nitrogen		1.30	1.35		mg/L	4.5	20	20-APR-21
WG3520265-2 LCS								
Total Kjeldahl Nitrogen			106.8		%		75-125	20-APR-21
WG3520265-1 MB								
Total Kjeldahl Nitrogen			<0.05		mg/L		0.18	20-APR-21
WG3520265-4 MS		**WG3520265-5**						
Total Kjeldahl Nitrogen			105.0		%		70-130	20-APR-21

Quality Control Report

Client: New Gold Inc. Rainy River Project
24 Marr Rd
Barwick ON P0W 1A0
Contact: Garnet Cornell

Test	Matrix	Reference	Result	Qualifier	Units	RPD	Limit	Analyzed
TSS-MISA-TB	**Effluent**							
Batch R5423847								
WG3517336-3 DUP		**L2575274-1**						
Total Suspended Solids		2.5	2.0	RPD-NA	mg/L	N/A	20	13-APR-21
WG3517336-2 LCS								
Total Suspended Solids			91.8		%		85-115	13-APR-21
WG3517336-1 MB								
Total Suspended Solids			<0.5		mg/L		3	13-APR-21

Quality Control Report

Workorder: L2575746 Report Date: 30-APR-21

Client: New Gold Inc. Rainy River Project
24 Marr Rd
Barwick ON P0W 1A0
Contact: Garnet Cornell

Legend:

Limit	ALS Control Limit (Data Quality Objectives)
DUP	Duplicate
RPD	Relative Percent Difference
N/A	Not Available
LCS	Laboratory Control Sample
SRM	Standard Reference Material
MS	Matrix Spike
MSD	Matrix Spike Duplicate
ADE	Average Desorption Efficiency
MB	Method Blank
IRM	Internal Reference Material
CRM	Certified Reference Material
CCV	Continuing Calibration Verification
CVS	Calibration Verification Standard
LCSD	Laboratory Control Sample Duplicate

Sample Parameter Qualifier Definitions:

Qualifier	Description
<DL	Recorded value = measured amount <LMDL (non-zero)
<T	A Measurable Trace Amount: Interpret With Caution
<W	No Measurable Response (Zero): < Reported Value
J	Duplicate results and limits are expressed in terms of absolute difference.
MS-B	Matrix Spike recovery could not be accurately calculated due to high analyte background in sample.
RPD-NA	Relative Percent Difference Not Available due to result(s) being less than detection limit.

Quality Control Report

Workorder: L2575746 Report Date: 30-APR-21

Client: New Gold Inc. Rainy River Project
24 Marr Rd
Barwick ON P0W 1A0
Contact: Garnet Cornell

Hold Time Exceedances:

ALS Product Description	Sample ID	Sampling Date	Date Processed	Rec. HT	Actual HT	Units	Qualifier
Physical Tests							
Colour, True							
	1	09-APR-21 11:00	13-APR-21 14:00	3	4	days	EHTR
	2	09-APR-21 10:30	13-APR-21 14:00	3	4	days	EHTR
Turbidity							
	1	09-APR-21 11:00	13-APR-21 15:48	3	4	days	EHTR
	2	09-APR-21 10:30	13-APR-21 15:48	3	4	days	EHTR
Leachable Anions & Nutrients							
Diss. Orthophosphate in Water by Colour							
	1	09-APR-21 11:00	23-APR-21 08:00	7	14	days	EHT
	2	09-APR-21 10:30	23-APR-21 08:00	7	14	days	EHT
Anions and Nutrients							
Filtr./Pres. for Carbons Subcontract							
	1	09-APR-21 11:00	13-APR-21 15:00	3	4	days	EHTR
	2	09-APR-21 10:30	13-APR-21 15:00	3	4	days	EHTR
Organic / Inorganic Carbon							
Dissolved Organic Carbon for MISA							
	1	09-APR-21 11:00	15-APR-21 15:00	3	6	days	EHTR
	2	09-APR-21 10:30	15-APR-21 15:00	3	6	days	EHTR

Legend & Qualifier Definitions:

EHTR-FM: Exceeded ALS recommended hold time prior to sample receipt. Field Measurement recommended.
EHTR: Exceeded ALS recommended hold time prior to sample receipt.
EHTL: Exceeded ALS recommended hold time prior to analysis. Sample was received less than 24 hours prior to expiry.
EHT: Exceeded ALS recommended hold time prior to analysis.
Rec. HT: ALS recommended hold time (see units).

Notes*:
Where actual sampling date is not provided to ALS, the date (& time) of receipt is used for calculation purposes.
Where actual sampling time is not provided to ALS, the earlier of 12 noon on the sampling date or the time (& date) of receipt is used for calculation purposes. Samples for L2575746 were received on 13-APR-21 10:55.

ALS recommended hold times may vary by province. They are assigned to meet known provincial and/or federal government requirements. In the absence of regulatory hold times, ALS establishes recommendations based on guidelines published by the US EPA, APHA Standard Methods, or Environment Canada (where available). For more information, please contact ALS.

The ALS Quality Control Report is provided to ALS clients upon request. ALS includes comprehensive QC checks with every analysis to ensure our high standards of quality are met. Each QC result has a known or expected target value, which is compared against pre-determined data quality objectives to provide confidence in the accuracy of associated test results.

Please note that this report may contain QC results from anonymous Sample Duplicates and Matrix Spikes that do not originate from this Work Order.

Aquatic Toxicology Research Centre
Lakehead University
Thunder Bay, ONT

Toxicity test report for sample: 0420210126 Test code: 04

Sample description

Company: New Gold Inc. Rainy River Project (2222222)
24 Marr Road
Barwick ON P0W 1A0

Control point: TD SW (500)

Laboratory: Aquatic Toxicology Research Centre

Sampling method: Grab **Sampled by:** A. J.

Date/time: Collected: 2021/04/09 11:00 **Received:** 2021/04/13 13:05 **Tested:** 2021/04/13 14:10

Frozen or partially frozen in shipment: No **Shipment method:** Ground

Temp. on arrival (C): 12.7 **Storage:** No Storage

Test conducted by: N. Elmehriki

Test parameters

Test animal: ***Daphnia magna***

Type of bioassay: Non-renewable static, single concentration
Reference Method : EPS 1/RM/14, 2nd Ed., Dec. 2000. ATRC SOP AT101.

Differences from reference test method: No

pH adjustment: No

Pre-aeration: Yes **Rate:** 25 - 50 mL/min./L **Duration (min):** 5

Test volume: 450 mL

Number of test animals: **Per concentration:** 30 **Per test vessel:** 10

Loading density: 150 mL vessel (15 mL/neonate), 3 vessels

Diluant: Reconstituted Water

Time parameters measured: All concentrations at 0 hrs.; all concentrations at 48 hrs.

Test results

48-hour LC50	95% confidence limits[1] Lower	Upper
Non-lethal	0.00	0.00

Slope of mortality curve: 0.00 **LC50 calculated by:**

[1] The measurement uncertainty is 5.0%

... 2

Aquatic Toxicology Research Centre
Lakehead University
Thunder Bay, ONT

Toxicity test report for sample: 0420210126 Test code: 04

Mortality data

Test Conc.	ELAPSED TIME		Total Mortality
%	00:00	48:00	%
Control	0	0	0
100	0	1	3

		Vessels				
Mortality per vessel:	**Control:**	0	0	0	**Mean:**	0.0
	100% effluent:	0	0	1	**Mean:**	0.3

Quality Assurance / Quality Control

Reference toxicant: NaCl (g/L)

Most recent:	2021/03/30	**LC50:**	5.643	**95% conf. limits:**	5.155 - 6.178
Historic:	**n =** 57	**Geometric mean LC50:**	5.082	**Warning limits +/- (+/- 2 SD)**	1.306

Replications: Once Every Two Week

Test animal population estimates: **Time to first brood (days):** 8 **Mean neonates/brood (n):** 25

Test animal batch: 2021031602 **7-day Pre-test mortality (%):** 1.67

Comments

Passing Test.

There was 3% mortality in the 100% test solution. No moratlity or immobility was observed in the control.

L2575746

No Custody Seals

The results contained within the report only apply to the specific sample tested and the test method used in generating the results for the Daphnia magna test conforms to EPS 1/RM/11, 1996 and 1/RM/14, 2016

... 3

Aquatic Toxicology Research Centre
Lakehead University
Thunder Bay, ONT

Toxicity test report for sample: 0420210126 Test code: 04

Physico-chemical parameters

100% effluent prior to dilution: **Temp. (ºC):** 19.3 **pH:** 7.7 **Diss. O2 (mg/L):** 10.1 (110%) **Cond. (µS/cm):** 288

Test Conc.		ELAPSED TIME	
%		00:00	48:00
Control	pH	8.3	8.0
	02 ppm	8.2 (90%)	8.7 (95%)
	temp.	20.8	19.9
	cond.	516	
	hardness	151	
100	pH	8.1	8.1
	02 ppm	8.7 (94%)	7.9 (88%)
	temp.	19.3	20.6
	cond.	288	
	hardness	152	

Date: 04/29/2021

Report prepared and verified by:

Tyson Bouchard, Toxicologist/Manager

The test results and information reported herein pertain only to this sample.

Aquatic Toxicology Research Centre
Lakehead University
Thunder Bay, ONT

Toxicity test report for sample: 0420210126 Test code: 03

Sample description

Company: New Gold Inc. Rainy River Project (2222222)
24 Marr Road
Barwick ON P0W 1A0

Control point: TD SW (500)

Laboratory: Aquatic Toxicology Research Centre

Sampling method: Grab **Sampled by:** A.J.

Date/time: Collected: 2021/04/09 11:00 **Received:** 2021/04/13 13:05 **Tested:** 2021/04/14 10:35

Frozen or partially frozen in shipment: No **Shipment method:** Ground

Temp. on arrival (C): 12.7 **Storage:** No Storage

Test conducted by: N. Elmehriki, C. St. James

Test parameters

Test animal: ***Oncorhynchus mykiss***

Type of bioassay: Non-renewable static, single concentration

Reference Method: EPS 1/RM/13, 2nd Ed., Dec. 2000. ATRC SOP AT001.

Differences from reference test method: No

pH adjustment: No

Pre-aeration: Yes **Rate:** 6.5 ± 1.0 mL/min./L **Duration (min):** 30

Test aeration rate: 6.5 ± 1.0 mL/min./L

Test volume: 25 L **Test animals/vessel:** 10

Loading density: $\leq$ 0.5 g/L (max. mean weight 1.25 g)

Diluant: Lake Superior Water

Time parameters measured: All concentrations at 0 hrs.; each concentration when mortality equals or exceeds 50%; remaining at 96 hrs.

Test results

96-hour LC50	95% confidence limits[1]	
	Lower	Upper
Non-lethal	0.00	0.00

Slope of mortality curve: 0.00 **LC50 calculated by:**

[1] The measurement uncertainty is 2.4%

... 2

Aquatic Toxicology Research Centre
Lakehead University
Thunder Bay, ONT

Toxicity test report for sample: 0420210126 Test code: 03

Mortality data

Test Conc.	ELAPSED TIME								Total Mortality
%	00:00	01:00	02:00	04:00	24:00	48:00	72:00	96:00	%
Control	0	0	0	0	0	0	0	0	0
100	0	0	0	0	0	0	0	0	0

Quality Assurance / Quality Control

Reference toxicant: ZnSO4 (g/L)

Most recent:	2021/04/16	**LC50:**	0.696	**95% conf. limits:**	0.526 - 0.922
Historic:	**n =** 42	**Geometric mean LC50:**	0.604	**Warning limits +/- (+/- 2 SD)**	0.429

Replications: Once per month

Test animal batch: 2021031501 **7-day Pre-test mortality (%):** 0.00

Control:

Mean weight (g):	0.576	**Std. dev.:**	0.108	**Minimum:**	0.392	**Maximum:**	0.725
Mean length (mm):	40.05	**Std. dev.:**	2.30	**Minimum:**	35.11	**Maximum:**	43.07

Comments

Passing Test.

No mortality or stressed organisms observed during the test.

Loading Rate: 0.23g/L

L2575746

No Custody Seals

The results contained within the report only apply to the specific sample tested and the test method used in generating the results for Rainbow Trout test conforms to EPS 1/RM/9, 1996, and 1/RM/13, 2016.

... 3

Aquatic Toxicology Research Centre
Lakehead University
Thunder Bay, ONT

Toxicity test report for sample: 0420210126 Test code: 03

Physico-chemical parameters

100% effluent prior to dilution: **Temp. (ºC):** 14.0 **pH:** 7.6 **Diss. O2 (mg/L):** 10.0 (97%) **Cond. (µS/cm):** 253

Test Conc.		ELAPSED TIME							
%		00:00	01:00	02:00	04:00	24:00	48:00	72:00	96:00
Control	pH	7.4							7.6
	02 ppm	9.4 (92%)							10.0 (97%)
	temp.	14.5							14.1
	cond.	130							
	hardness								
100	pH	7.7							8.1
	02 ppm	9.5 (93%)							9.9 (96%)
	temp.	14.2							14.0
	cond.	253							
	hardness								

Date: **04/29/2021**

Report prepared and verified by:

Tyson Bouchard, Toxicologist/Manager

The test results and information reported herein pertain only to this sample.

L2575746-COFC

L2575746

CHAIN OF CUSTODY RECORD - ALS-442986320

Project Name: Rainy River
Location: Chapple
Project Number:
Project Manager:
PO Number:
Project:
Turn Around Time (days): 10 Business Days
Shipping Company:
Shipping Date: 4/12/2021 3:10:00 PM
COC Number: ALS-442986320

	Containers	SW Kit	Acute Toxicity Pails									
	Filtered	Y	N									
	Preservatives											
		NG-SW-P-TB	NG-AT-P-TB								Number of Containers	Comments
Sample Code	Field Dissolved Oxygen (mg/L)	Field pH (pH Units)	Field Temp (°C)	Date and Time	Matrix							
TD_SW_20210409	8.77	7.81	5.39	04/09/2021 11:00	SW	X	X								14	
TP_SW_20210409	61.2	7.76	8.67	04/09/2021 10:30	SW	X									11	

Drinking Water (DW) Samples (client use)
Are samples taken from a Regulated DW System? Yes X No

Sample Receipt Details (ALS use only)
Cooling Method: ☐ None ☐ Ice ☑ Ice Packs ☐ Frozen ☐ Cooling Initiated
Submission Comments identified on Sample Receipt Notification: ☐ Yes ☐ No

	Signature	Data/Time
Shipped by	Amanda Jacobs	4/12/2021 9:10:00 AM
Received by	AL	April 13/21 10:55

Shipping Details
Method of Shipment: Courier
On Ice: yes / no
Shipped: Air/Ground
Lab Name: ALS Thunder Bay
Lab Phone:

ATTN

Special Instructions:

Email Invoice to:
rainyriver.accounts1@newgold.com
Email Report to:
rainyriver.labresults@newgold.com

AL

L2575746-COFC

ALS Environmental

CHAIN OF CUSTODY RECORD - ALS-442986320

Are samples for human consumption / use? Yes X No
Samples from a Regulated DW System require an Authorized DW COC form

Cooler Custody Seals Intact: ☐ Yes ☐ NA Sample Custody Seals Intact: ☐ Yes ☐ NA

Initial Cooler Temperatures °C				Final Cooler Temperatures °C			
							2.4

Signature	Data/Time	Shipping Details	ATTN	Special Instructions:
Shipped by	4/12/2021 3:10:00 PM	**Method of Shipment:** Courier **On Ice:** yes / no **Shipped:** Air/Ground **Lab Name:** ALS Thunder Bay **Lab Phone:**		**Email Invoice to:** rainyriver.accounts1@newgold.com **Email Report to:** rainyriver.labresults@newgold.com
Received by				

New Gold Inc. Rainy River Project
ATTN: Garnet Cornell
24 Marr Rd
Barwick ON P0W 1A0

Date Received: 23-APR-21
Report Date: 19-MAY-21 15:32 (MT)
Version: FINAL

Client Phone: 807-234-8200

Certificate of Analysis

Lab Work Order #: L2579638

Project P.O. #: 4500038941
Job Reference: SURFACE WATER
C of C Numbers:
Legal Site Desc: Surface Water

Christine Paradis
Project Manager

[This report shall not be reproduced except in full without the written authority of the Laboratory.]

ALS ENVIRONMENTAL ANALYTICAL REPORT

Sample Details/Parameters	Result	Qualifier*	D.L.	Units	Extracted	Analyzed	Batch
L2579638-1 FB_SW_20210420 Sampled By: Client on 20-APR-21 @ 13:30 Matrix: SW							
Physical Tests							
Color, True	<2.0		2.0	CU		23-APR-21	R5440519
Conductivity (EC)	0.8	<DL	1.0	uS/cm		23-APR-21	R5440646
Hardness (as CaCO3)	<0.50		0.50	mg/L		30-APR-21	
pH	5.42		0.10	pH		23-APR-21	R5440646
Total Suspended Solids	<0.5	<W	3.0	mg/L		27-APR-21	R5442346
Total Dissolved Solids	2	<DL	10	mg/L		27-APR-21	R5442592
Turbidity	<0.10		0.10	NTU		23-APR-21	R5440388
Anions and Nutrients							
Acidity (as CaCO3)	<0.2	<W	2.0	mg/L		24-APR-21	R5441023
Alkalinity, Total (as CaCO3)	0.2	<DL	2.0	mg/L		23-APR-21	R5440646
Ammonia, Total (as N)	0.002	<DL	0.020	mg/L		04-MAY-21	R5448016
Chloride (Cl)	<0.10		0.10	mg/L	23-APR-21	23-APR-21	R5441056
Fluoride (F)	0.145		0.020	mg/L	23-APR-21	23-APR-21	R5441056
Nitrate (as N)	<0.002	<W	0.020	mg/L		23-APR-21	R5441056
Nitrite (as N)	<0.001	<W	0.010	mg/L		23-APR-21	R5441056
Total Kjeldahl Nitrogen	<0.05	<W	0.18	mg/L	30-APR-21	03-MAY-21	R5445817
Orthophosphate-Dissolved (as P)	<0.0030	PEHT	0.0030	mg/L		28-APR-21	R5442388
Sulfate (SO4)	<0.05	<W	0.30	mg/L		23-APR-21	R5441056
Cyanides							
Cyanide, Weak Acid Diss	<0.0001	<W	0.0020	mg/L		27-APR-21	R5442238
Cyanide, Total	0.0002	<DL	0.0020	mg/L		27-APR-21	R5442238
Cyanide, Free	0.0002	<DL	0.0020	mg/L		27-APR-21	R5442238
Organic / Inorganic Carbon							
Dissolved Organic Carbon	0.95		0.50	mg/L	20-APR-21	28-APR-21	R5443016
Total Organic Carbon	<0.50		0.50	mg/L		29-APR-21	R5443755
Total Metals							
Aluminum (Al)-Total	0.0014	<DL	0.0050	mg/L		28-APR-21	R5442830
Antimony (Sb)-Total	<0.000005	<W	0.00010	mg/L		28-APR-21	R5442830
Arsenic (As)-Total	0.000020	<DL	0.00010	mg/L		28-APR-21	R5442830
Barium (Ba)-Total	0.00004	<DL	0.00010	mg/L		28-APR-21	R5442830
Beryllium (Be)-Total	0.000002	<DL	0.00010	mg/L		28-APR-21	R5442830
Bismuth (Bi)-Total	0.000015	<DL	0.000050	mg/L		28-APR-21	R5442830
Boron (B)-Total	0.006	<DL	0.010	mg/L		28-APR-21	R5442830
Cadmium (Cd)-Total	<0.0000002	<W	0.0000050	mg/L		28-APR-21	R5442830
Calcium (Ca)-Total	0.055		0.050	mg/L		28-APR-21	R5442830
Cesium (Cs)-Total	0.0000020	<DL	0.000010	mg/L		28-APR-21	R5442830
Chromium (Cr)-Total	0.00012	<DL	0.00050	mg/L		28-APR-21	R5442830
Cobalt (Co)-Total	<0.000002	<W	0.00010	mg/L		28-APR-21	R5442830
Copper (Cu)-Total	0.00005	<DL	0.00050	mg/L		28-APR-21	R5442830
Iron (Fe)-Total	<0.001	<W	0.010	mg/L		28-APR-21	R5442830
Lead (Pb)-Total	<0.00002	<W	0.000050	mg/L		28-APR-21	R5442830
Lithium (Li)-Total	<0.0002	<W	0.0010	mg/L		28-APR-21	R5442830

* Refer to Referenced Information for Qualifiers (if any) and Methodology.

ALS ENVIRONMENTAL ANALYTICAL REPORT

Sample Details/Parameters	Result	Qualifier*	D.L.	Units	Extracted	Analyzed	Batch
L2579638-1 FB_SW_20210420 Sampled By: Client on 20-APR-21 @ 13:30 Matrix: SW							
Total Metals							
Magnesium (Mg)-Total	<0.0005	<W	0.0050	mg/L		28-APR-21	R5442830
Manganese (Mn)-Total	<0.00002	<W	0.00050	mg/L		28-APR-21	R5442830
Mercury (Hg)-Total	<0.000005	<W	0.000030	mg/L		29-APR-21	R5443310
Molybdenum (Mo)-Total	0.000015	<DL	0.000050	mg/L		28-APR-21	R5442830
Nickel (Ni)-Total	<0.00002	<W	0.00050	mg/L		28-APR-21	R5442830
Phosphorus (P)-Total	0.008	<DL	0.050	mg/L		28-APR-21	R5442830
Potassium (K)-Total	<0.002	<W	0.050	mg/L		28-APR-21	R5442830
Rubidium (Rb)-Total	<0.000002	<W	0.00020	mg/L		28-APR-21	R5442830
Selenium (Se)-Total	0.000004	<DL	0.000050	mg/L		28-APR-21	R5442830
Silicon (Si)-Total	0.036	<DL	0.10	mg/L		28-APR-21	R5442830
Silver (Ag)-Total	0.0000025	<DL	0.000050	mg/L		28-APR-21	R5442830
Sodium (Na)-Total	0.120		0.050	mg/L		28-APR-21	R5442830
Strontium (Sr)-Total	0.00009	<DL	0.0010	mg/L		28-APR-21	R5442830
Sulfur (S)-Total	<0.05	<W	0.50	mg/L		28-APR-21	R5442830
Tellurium (Te)-Total	0.000015	<DL	0.00020	mg/L		28-APR-21	R5442830
Thallium (Tl)-Total	0.000004	<DL	0.000010	mg/L		28-APR-21	R5442830
Thorium (Th)-Total	0.000002	<DL	0.00010	mg/L		28-APR-21	R5442830
Tin (Sn)-Total	0.00003	<DL	0.00010	mg/L		28-APR-21	R5442830
Titanium (Ti)-Total	<0.00002	<W	0.00030	mg/L		28-APR-21	R5442830
Tungsten (W)-Total	<0.000002	<W	0.00010	mg/L		28-APR-21	R5442830
Uranium (U)-Total	0.0000010	<DL	0.000010	mg/L		28-APR-21	R5442830
Vanadium (V)-Total	0.00016	<DL	0.00050	mg/L		28-APR-21	R5442830
Zinc (Zn)-Total	0.0004	<DL	0.0030	mg/L		28-APR-21	R5442830
Zirconium (Zr)-Total	<0.000004	<W	0.00020	mg/L		28-APR-21	R5442830
Dissolved Metals							
Dissolved Metals Filtration Location	FIELD					28-APR-21	R5442163
Aluminum (Al)-Dissolved	<0.0002	<W	0.0050	mg/L		29-APR-21	R5443572
Antimony (Sb)-Dissolved	<0.000005	<W	0.00010	mg/L		29-APR-21	R5443572
Arsenic (As)-Dissolved	<0.000005	<W	0.00010	mg/L		29-APR-21	R5443572
Barium (Ba)-Dissolved	0.00006	<DL	0.00010	mg/L		29-APR-21	R5443572
Beryllium (Be)-Dissolved	<0.000002	<W	0.00010	mg/L		29-APR-21	R5443572
Bismuth (Bi)-Dissolved	0.000005	<DL	0.000050	mg/L		29-APR-21	R5443572
Boron (B)-Dissolved	0.006	<DL	0.010	mg/L		29-APR-21	R5443572
Cadmium (Cd)-Dissolved	<0.0000002	<W	0.0000050	mg/L		29-APR-21	R5443572
Calcium (Ca)-Dissolved	0.035	<DL	0.050	mg/L		29-APR-21	R5443572
Cesium (Cs)-Dissolved	<0.0000002	<W	0.000010	mg/L		29-APR-21	R5443572
Chromium (Cr)-Dissolved	0.00010	<DL	0.00050	mg/L		29-APR-21	R5443572
Cobalt (Co)-Dissolved	<0.000002	<W	0.00010	mg/L		29-APR-21	R5443572
Copper (Cu)-Dissolved	<0.00005	<W	0.00020	mg/L		29-APR-21	R5443572
Iron (Fe)-Dissolved	<0.001	<W	0.010	mg/L		29-APR-21	R5443572
Lead (Pb)-Dissolved	<0.00002	<W	0.000050	mg/L		29-APR-21	R5443572

* Refer to Referenced Information for Qualifiers (if any) and Methodology.

ALS ENVIRONMENTAL ANALYTICAL REPORT

Sample Details/Parameters	Result	Qualifier*	D.L.	Units	Extracted	Analyzed	Batch
L2579638-1 FB_SW_20210420 Sampled By: Client on 20-APR-21 @ 13:30 Matrix: SW							
Dissolved Metals							
Lithium (Li)-Dissolved	<0.0002	<W	0.0010	mg/L		29-APR-21	R5443572
Magnesium (Mg)-Dissolved	<0.0005	<W	0.0050	mg/L		29-APR-21	R5443572
Manganese (Mn)-Dissolved	<0.00002	<W	0.00050	mg/L		29-APR-21	R5443572
Mercury (Hg)-Dissolved	<0.000005	<W	0.000030	mg/L		29-APR-21	R5443312
Molybdenum (Mo)-Dissolved	0.000020	<DL	0.000050	mg/L		29-APR-21	R5443572
Nickel (Ni)-Dissolved	<0.00002	<W	0.00050	mg/L		29-APR-21	R5443572
Phosphorus (P)-Dissolved	<0.002	<W	0.050	mg/L		29-APR-21	R5443572
Potassium (K)-Dissolved	0.004	<DL	0.050	mg/L		29-APR-21	R5443572
Rubidium (Rb)-Dissolved	<0.000002	<W	0.00020	mg/L		29-APR-21	R5443572
Selenium (Se)-Dissolved	<0.000002	<W	0.000050	mg/L		29-APR-21	R5443572
Silicon (Si)-Dissolved	0.034	<DL	0.050	mg/L		29-APR-21	R5443572
Silver (Ag)-Dissolved	<0.0000005	<W	0.000050	mg/L		29-APR-21	R5443572
Sodium (Na)-Dissolved	0.110		0.050	mg/L		29-APR-21	R5443572
Strontium (Sr)-Dissolved	0.00007	<DL	0.0010	mg/L		29-APR-21	R5443572
Sulfur (S)-Dissolved	<0.05	<W	0.50	mg/L		29-APR-21	R5443572
Tellurium (Te)-Dissolved	0.000010	<DL	0.00020	mg/L		29-APR-21	R5443572
Thallium (Tl)-Dissolved	<0.000001	<W	0.000010	mg/L		29-APR-21	R5443572
Thorium (Th)-Dissolved	<0.000002	<W	0.00010	mg/L		29-APR-21	R5443572
Tin (Sn)-Dissolved	<0.00001	<W	0.00010	mg/L		29-APR-21	R5443572
Titanium (Ti)-Dissolved	<0.00002	<W	0.00030	mg/L		29-APR-21	R5443572
Tungsten (W)-Dissolved	<0.000002	<W	0.00010	mg/L		29-APR-21	R5443572
Uranium (U)-Dissolved	<0.0000005	<W	0.000010	mg/L		29-APR-21	R5443572
Vanadium (V)-Dissolved	<0.00002	<W	0.00050	mg/L		29-APR-21	R5443572
Zinc (Zn)-Dissolved	0.0004	<DL	0.0010	mg/L		29-APR-21	R5443572
Zirconium (Zr)-Dissolved	<0.000004	<W	0.00020	mg/L		29-APR-21	R5443572
Aggregate Organics							
Biochemical Oxygen Demand	<2.0		2.0	mg/L		23-APR-21	R5442602
COD	<10		10	mg/L		29-APR-21	R5443881
Oil and Grease, Total	<0.2	<W	1.0	mg/L	29-APR-21	29-APR-21	R5450037
L2579638-2 SW02_SW_20210420 Sampled By: Client on 21-APR-21 @ 13:30 Matrix: SW							
Field Tests							
Dissolved Oxygen, Client Supplied	9.44		0	mg/L		23-APR-21	R5440516
pH, Client Supplied	6.91		0.10	pH		29-APR-21	R5443388
Temperature, Client	3.4		-50	Deg. C		29-APR-21	R5443388
Physical Tests							
Color, True	132		2.0	CU		24-APR-21	R5440809
Conductivity (EC)	89.8		1.0	uS/cm		26-APR-21	R5441603
Hardness (as CaCO3)	60.5		0.50	mg/L		30-APR-21	
pH	7.30		0.10	pH		26-APR-21	R5441603
Total Suspended Solids	<0.5	<W	3.0	mg/L		27-APR-21	R5442346

* Refer to Referenced Information for Qualifiers (if any) and Methodology.

ALS ENVIRONMENTAL ANALYTICAL REPORT

Sample Details/Parameters	Result	Qualifier*	D.L.	Units	Extracted	Analyzed	Batch
L2579638-2 SW02_SW_20210420 Sampled By: Client on 21-APR-21 @ 13:30 Matrix: SW							
Physical Tests							
Total Dissolved Solids	100		13	mg/L		27-APR-21	R5442592
Turbidity	0.50		0.10	NTU		23-APR-21	R5440418
Anions and Nutrients							
Acidity (as CaCO3)	1.8	<DL	2.0	mg/L		27-APR-21	R5442223
Alkalinity, Total (as CaCO3)	45.2		2.0	mg/L		26-APR-21	R5441603
Unionized ammonia	<0.000022		0.000022	mg/L		05-MAY-21	
Ammonia, Total (as N)	0.016	<DL	0.020	mg/L		04-MAY-21	R5448016
Chloride (Cl)	0.57		0.10	mg/L	24-APR-21	27-APR-21	R5442422
Fluoride (F)	0.025		0.020	mg/L	24-APR-21	27-APR-21	R5442422
Nitrate (as N)	0.070	<T	0.020	mg/L		27-APR-21	R5442422
Nitrite (as N)	0.005	<DL	0.010	mg/L		27-APR-21	R5442422
Total Kjeldahl Nitrogen	0.80		0.18	mg/L	30-APR-21	03-MAY-21	R5445817
Orthophosphate-Dissolved (as P)	0.0054		0.0030	mg/L		28-APR-21	R5442388
Sulfate (SO4)	2.65	<T	0.30	mg/L		27-APR-21	R5442422
Cyanides							
Cyanide, Weak Acid Diss	0.0010	<DL	0.0020	mg/L		27-APR-21	R5442238
Cyanide, Total	0.0010	<DL	0.0020	mg/L		27-APR-21	R5442238
Cyanide, Free	0.0013	<DL	0.0020	mg/L		27-APR-21	R5442238
Organic / Inorganic Carbon							
Dissolved Organic Carbon	32.2	DLM	2.5	mg/L	22-APR-21	28-APR-21	R5443016
Total Organic Carbon	30.9	DLM	2.5	mg/L		29-APR-21	R5443755
Total Metals							
Aluminum (Al)-Total	0.0546		0.0050	mg/L		28-APR-21	R5442830
Antimony (Sb)-Total	0.000040	<DL	0.00010	mg/L		28-APR-21	R5442830
Arsenic (As)-Total	0.000455	<T	0.00010	mg/L		28-APR-21	R5442830
Barium (Ba)-Total	0.00640		0.00010	mg/L		28-APR-21	R5442830
Beryllium (Be)-Total	0.000012	<DL	0.00010	mg/L		28-APR-21	R5442830
Bismuth (Bi)-Total	0.000015	<DL	0.000050	mg/L		28-APR-21	R5442830
Boron (B)-Total	0.006	<DL	0.010	mg/L		28-APR-21	R5442830
Cadmium (Cd)-Total	0.0000026	<DL	0.0000050	mg/L		28-APR-21	R5442830
Calcium (Ca)-Total	12.4		0.050	mg/L		28-APR-21	R5442830
Cesium (Cs)-Total	0.0000050	<DL	0.000010	mg/L		28-APR-21	R5442830
Chromium (Cr)-Total	0.00024	<DL	0.00050	mg/L		28-APR-21	R5442830
Cobalt (Co)-Total	0.000058	<DL	0.00010	mg/L		28-APR-21	R5442830
Copper (Cu)-Total	0.00045	<DL	0.00050	mg/L		28-APR-21	R5442830
Iron (Fe)-Total	0.128		0.010	mg/L		28-APR-21	R5442830
Lead (Pb)-Total	0.00004	<DL	0.000050	mg/L		28-APR-21	R5442830
Lithium (Li)-Total	0.0014	<T	0.0010	mg/L		28-APR-21	R5442830
Magnesium (Mg)-Total	5.58		0.0050	mg/L		28-APR-21	R5442830
Manganese (Mn)-Total	0.00396		0.00050	mg/L		28-APR-21	R5442830
Mercury (Hg)-Total	<0.000005	<W	0.000030	mg/L		29-APR-21	R5443310
Molybdenum (Mo)-Total	0.000265	<T	0.000050	mg/L		28-APR-21	R5442830

* Refer to Referenced Information for Qualifiers (if any) and Methodology.

ALS ENVIRONMENTAL ANALYTICAL REPORT

Sample Details/Parameters	Result	Qualifier*	D.L.	Units	Extracted	Analyzed	Batch
L2579638-2 SW02_SW_20210420 Sampled By: Client on 21-APR-21 @ 13:30 Matrix: SW							
Total Metals							
Nickel (Ni)-Total	0.00042	<DL	0.00050	mg/L		28-APR-21	R5442830
Phosphorus (P)-Total	<0.002	<W	0.050	mg/L		28-APR-21	R5442830
Potassium (K)-Total	0.706		0.050	mg/L		28-APR-21	R5442830
Rubidium (Rb)-Total	0.00134		0.00020	mg/L		28-APR-21	R5442830
Selenium (Se)-Total	0.000094	<T	0.000050	mg/L		28-APR-21	R5442830
Silicon (Si)-Total	2.50		0.10	mg/L		28-APR-21	R5442830
Silver (Ag)-Total	0.0000050	<DL	0.000050	mg/L		28-APR-21	R5442830
Sodium (Na)-Total	0.970		0.050	mg/L		28-APR-21	R5442830
Strontium (Sr)-Total	0.0196	<T	0.0010	mg/L		28-APR-21	R5442830
Sulfur (S)-Total	0.85		0.50	mg/L		28-APR-21	R5442830
Tellurium (Te)-Total	0.000010	<DL	0.00020	mg/L		28-APR-21	R5442830
Thallium (Tl)-Total	0.000006	<DL	0.000010	mg/L		28-APR-21	R5442830
Thorium (Th)-Total	0.000020	<DL	0.00010	mg/L		28-APR-21	R5442830
Tin (Sn)-Total	0.00001	<DL	0.00010	mg/L		28-APR-21	R5442830
Titanium (Ti)-Total	<0.0020	DLUI	0.0020	mg/L		28-APR-21	R5442830
Tungsten (W)-Total	0.000006	<DL	0.00010	mg/L		28-APR-21	R5442830
Uranium (U)-Total	0.0000360	<T	0.000010	mg/L		28-APR-21	R5442830
Vanadium (V)-Total	0.00042	<DL	0.00050	mg/L		28-APR-21	R5442830
Zinc (Zn)-Total	0.0010	<DL	0.0030	mg/L		28-APR-21	R5442830
Zirconium (Zr)-Total	0.000140	<DL	0.00020	mg/L		28-APR-21	R5442830
Dissolved Metals							
Dissolved Metals Filtration Location	FIELD					28-APR-21	R5442163
Aluminum (Al)-Dissolved	0.0388		0.0050	mg/L		29-APR-21	R5443572
Antimony (Sb)-Dissolved	0.000050	<DL	0.00010	mg/L		29-APR-21	R5443572
Arsenic (As)-Dissolved	0.000485	<T	0.00010	mg/L		29-APR-21	R5443572
Barium (Ba)-Dissolved	0.00682		0.00010	mg/L		29-APR-21	R5443572
Beryllium (Be)-Dissolved	0.000006	<DL	0.00010	mg/L		29-APR-21	R5443572
Bismuth (Bi)-Dissolved	0.000015	<DL	0.000050	mg/L		29-APR-21	R5443572
Boron (B)-Dissolved	0.006	<DL	0.010	mg/L		29-APR-21	R5443572
Cadmium (Cd)-Dissolved	0.0000032	<DL	0.0000050	mg/L		29-APR-21	R5443572
Calcium (Ca)-Dissolved	13.9		0.050	mg/L		29-APR-21	R5443572
Cesium (Cs)-Dissolved	<0.0000002	<W	0.000010	mg/L		29-APR-21	R5443572
Chromium (Cr)-Dissolved	0.00016	<DL	0.00050	mg/L		29-APR-21	R5443572
Cobalt (Co)-Dissolved	0.000058	<DL	0.00010	mg/L		29-APR-21	R5443572
Copper (Cu)-Dissolved	0.00050	<T	0.00020	mg/L		29-APR-21	R5443572
Iron (Fe)-Dissolved	0.108		0.010	mg/L		29-APR-21	R5443572
Lead (Pb)-Dissolved	0.00004	<DL	0.000050	mg/L		29-APR-21	R5443572
Lithium (Li)-Dissolved	0.0016	<T	0.0010	mg/L		29-APR-21	R5443572
Magnesium (Mg)-Dissolved	6.29		0.0050	mg/L		29-APR-21	R5443572
Manganese (Mn)-Dissolved	0.00384		0.00050	mg/L		29-APR-21	R5443572
Mercury (Hg)-Dissolved	<0.000005	<W	0.000030	mg/L		29-APR-21	R5443312

* Refer to Referenced Information for Qualifiers (if any) and Methodology.

ALS ENVIRONMENTAL ANALYTICAL REPORT

Sample Details/Parameters	Result	Qualifier*	D.L.	Units	Extracted	Analyzed	Batch
L2579638-2 SW02_SW_20210420 Sampled By: Client on 21-APR-21 @ 13:30 Matrix: SW							
Dissolved Metals							
Molybdenum (Mo)-Dissolved	0.000155	<T	0.000050	mg/L		29-APR-21	R5443572
Nickel (Ni)-Dissolved	0.00048	<DL	0.00050	mg/L		29-APR-21	R5443572
Phosphorus (P)-Dissolved	0.012	<DL	0.050	mg/L		29-APR-21	R5443572
Potassium (K)-Dissolved	0.674		0.050	mg/L		29-APR-21	R5443572
Rubidium (Rb)-Dissolved	0.00130		0.00020	mg/L		29-APR-21	R5443572
Selenium (Se)-Dissolved	0.000102	<T	0.000050	mg/L		29-APR-21	R5443572
Silicon (Si)-Dissolved	2.57		0.050	mg/L		29-APR-21	R5443572
Silver (Ag)-Dissolved	<0.0000005	<W	0.000050	mg/L		29-APR-21	R5443572
Sodium (Na)-Dissolved	1.06		0.050	mg/L		29-APR-21	R5443572
Strontium (Sr)-Dissolved	0.0208		0.0010	mg/L		29-APR-21	R5443572
Sulfur (S)-Dissolved	0.75		0.50	mg/L		29-APR-21	R5443572
Tellurium (Te)-Dissolved	0.000010	<DL	0.00020	mg/L		29-APR-21	R5443572
Thallium (Tl)-Dissolved	0.000002	<DL	0.000010	mg/L		29-APR-21	R5443572
Thorium (Th)-Dissolved	0.000020	<DL	0.00010	mg/L		29-APR-21	R5443572
Tin (Sn)-Dissolved	<0.00001	<W	0.00010	mg/L		29-APR-21	R5443572
Titanium (Ti)-Dissolved	0.00066		0.00030	mg/L		29-APR-21	R5443572
Tungsten (W)-Dissolved	<0.000002	<W	0.00010	mg/L		29-APR-21	R5443572
Uranium (U)-Dissolved	0.0000325	<T	0.000010	mg/L		29-APR-21	R5443572
Vanadium (V)-Dissolved	0.00022	<DL	0.00050	mg/L		29-APR-21	R5443572
Zinc (Zn)-Dissolved	0.0014	<T	0.0010	mg/L		29-APR-21	R5443572
Zirconium (Zr)-Dissolved	0.000152	<DL	0.00020	mg/L		29-APR-21	R5443572
Aggregate Organics							
Biochemical Oxygen Demand	<2.0		2.0	mg/L		23-APR-21	R5442602
COD	84		10	mg/L		29-APR-21	R5443881
Oil and Grease, Total	<0.2	<W	1.0	mg/L	29-APR-21	29-APR-21	R5450037
L2579638-3 SW03_SW_20210420 Sampled By: Client on 20-APR-21 @ 13:30 Matrix: SW							
Field Tests							
Dissolved Oxygen, Client Supplied	11.17		0	mg/L		23-APR-21	R5440516
pH, Client Supplied	7.40		0.10	pH		29-APR-21	R5443388
Temperature, Client	5.0		-50	Deg. C		29-APR-21	R5443388
Physical Tests							
Color, True	103		2.0	CU		23-APR-21	R5440519
Conductivity (EC)	285		1.0	uS/cm		23-APR-21	R5440646
Hardness (as CaCO3)	151		0.50	mg/L		30-APR-21	
pH	7.90		0.10	pH		23-APR-21	R5440646
Total Suspended Solids	14.5		3.0	mg/L		27-APR-21	R5442346
Total Dissolved Solids	200		20	mg/L		27-APR-21	R5442592
Turbidity	9.54		0.10	NTU		23-APR-21	R5440388
Anions and Nutrients							
Acidity (as CaCO3)	0.6	<DL	2.0	mg/L		24-APR-21	R5441023

* Refer to Referenced Information for Qualifiers (if any) and Methodology.

ALS ENVIRONMENTAL ANALYTICAL REPORT

Sample Details/Parameters	Result	Qualifier*	D.L.	Units	Extracted	Analyzed	Batch
L2579638-3 SW03_SW_20210420 Sampled By: Client on 20-APR-21 @ 13:30 Matrix: SW							
Anions and Nutrients							
Alkalinity, Total (as CaCO3)	108		2.0	mg/L		23-APR-21	R5440646
Unionized ammonia	<0.000076		0.000076	mg/L		05-MAY-21	
Ammonia, Total (as N)	0.020	<T	0.020	mg/L		04-MAY-21	R5448016
Chloride (Cl)	13.9		0.10	mg/L	23-APR-21	23-APR-21	R5441056
Fluoride (F)	0.039		0.020	mg/L	23-APR-21	23-APR-21	R5441056
Nitrate (as N)	0.080	<T	0.020	mg/L		23-APR-21	R5441056
Nitrite (as N)	<0.001	<W	0.010	mg/L		23-APR-21	R5441056
Total Kjeldahl Nitrogen	0.95		0.18	mg/L	30-APR-21	03-MAY-21	R5445817
Orthophosphate-Dissolved (as P)	0.0063	PEHT	0.0030	mg/L		28-APR-21	R5442388
Sulfate (SO4)	20.6		0.30	mg/L		23-APR-21	R5441056
Cyanides							
Cyanide, Weak Acid Diss	0.0006	<DL	0.0020	mg/L		27-APR-21	R5442238
Cyanide, Total	0.0008	<DL	0.0020	mg/L		27-APR-21	R5442238
Cyanide, Free	0.0006	<DL	0.0020	mg/L		27-APR-21	R5442238
Organic / Inorganic Carbon							
Dissolved Organic Carbon	30.4	DLM	2.5	mg/L	22-APR-21	28-APR-21	R5443016
Total Organic Carbon	29.4	DLM	2.5	mg/L		29-APR-21	R5443755
Total Metals							
Aluminum (Al)-Total	0.411		0.0050	mg/L		28-APR-21	R5442830
Antimony (Sb)-Total	0.000130	<T	0.00010	mg/L		28-APR-21	R5442830
Arsenic (As)-Total	0.000810	<T	0.00010	mg/L		28-APR-21	R5442830
Barium (Ba)-Total	0.0207		0.00010	mg/L		28-APR-21	R5442830
Beryllium (Be)-Total	0.000030	<DL	0.00010	mg/L		28-APR-21	R5442830
Bismuth (Bi)-Total	0.000020	<DL	0.000050	mg/L		28-APR-21	R5442830
Boron (B)-Total	0.016	<T	0.010	mg/L		28-APR-21	R5442830
Cadmium (Cd)-Total	0.0000144	<T	0.0000050	mg/L		28-APR-21	R5442830
Calcium (Ca)-Total	35.4		0.050	mg/L		28-APR-21	R5442830
Cesium (Cs)-Total	0.0000480		0.000010	mg/L		28-APR-21	R5442830
Chromium (Cr)-Total	0.00082	<T	0.00050	mg/L		28-APR-21	R5442830
Cobalt (Co)-Total	0.000318	<T	0.00010	mg/L		28-APR-21	R5442830
Copper (Cu)-Total	0.00235	<T	0.00050	mg/L		28-APR-21	R5442830
Iron (Fe)-Total	0.529		0.010	mg/L		28-APR-21	R5442830
Lead (Pb)-Total	0.00022	<T	0.000050	mg/L		28-APR-21	R5442830
Lithium (Li)-Total	0.0052	<T	0.0010	mg/L		28-APR-21	R5442830
Magnesium (Mg)-Total	13.5		0.0050	mg/L		28-APR-21	R5442830
Manganese (Mn)-Total	0.0308		0.00050	mg/L		28-APR-21	R5442830
Mercury (Hg)-Total	0.000005	<DL	0.000030	mg/L		29-APR-21	R5443310
Molybdenum (Mo)-Total	0.000825	<T	0.000050	mg/L		28-APR-21	R5442830
Nickel (Ni)-Total	0.00178	<T	0.00050	mg/L		28-APR-21	R5442830
Phosphorus (P)-Total	0.032	<DL	0.050	mg/L		28-APR-21	R5442830
Potassium (K)-Total	2.48		0.050	mg/L		28-APR-21	R5442830
Rubidium (Rb)-Total	0.00253		0.00020	mg/L		28-APR-21	R5442830

* Refer to Referenced Information for Qualifiers (if any) and Methodology.

ALS ENVIRONMENTAL ANALYTICAL REPORT

Sample Details/Parameters	Result	Qualifier*	D.L.	Units	Extracted	Analyzed	Batch
L2579638-3 SW03_SW_20210420 Sampled By: Client on 20-APR-21 @ 13:30 Matrix: SW							
Total Metals							
Selenium (Se)-Total	0.000150	<T	0.000050	mg/L		28-APR-21	R5442830
Silicon (Si)-Total	3.25		0.10	mg/L		28-APR-21	R5442830
Silver (Ag)-Total	0.0000075	<DL	0.000050	mg/L		28-APR-21	R5442830
Sodium (Na)-Total	6.77		0.050	mg/L		28-APR-21	R5442830
Strontium (Sr)-Total	0.0854		0.0010	mg/L		28-APR-21	R5442830
Sulfur (S)-Total	7.60		0.50	mg/L		28-APR-21	R5442830
Tellurium (Te)-Total	0.000025	<DL	0.00020	mg/L		28-APR-21	R5442830
Thallium (Tl)-Total	0.000009	<DL	0.000010	mg/L		28-APR-21	R5442830
Thorium (Th)-Total	0.000084	<DL	0.00010	mg/L		28-APR-21	R5442830
Tin (Sn)-Total	0.00003	<DL	0.00010	mg/L		28-APR-21	R5442830
Titanium (Ti)-Total	0.0137		0.00030	mg/L		28-APR-21	R5442830
Tungsten (W)-Total	0.000012	<DL	0.00010	mg/L		28-APR-21	R5442830
Uranium (U)-Total	0.000902	<T	0.000010	mg/L		28-APR-21	R5442830
Vanadium (V)-Total	0.00160	<T	0.00050	mg/L		28-APR-21	R5442830
Zinc (Zn)-Total	0.0026	<DL	0.0030	mg/L		28-APR-21	R5442830
Zirconium (Zr)-Total	0.000464		0.00020	mg/L		28-APR-21	R5442830
Dissolved Metals							
Dissolved Metals Filtration Location	FIELD					28-APR-21	R5442163
Aluminum (Al)-Dissolved	0.0232	<T	0.0050	mg/L		29-APR-21	R5443572
Antimony (Sb)-Dissolved	0.000130	<T	0.00010	mg/L		29-APR-21	R5443572
Arsenic (As)-Dissolved	0.000740	<T	0.00010	mg/L		29-APR-21	R5443572
Barium (Ba)-Dissolved	0.0193		0.00010	mg/L		29-APR-21	R5443572
Beryllium (Be)-Dissolved	0.000008	<DL	0.00010	mg/L		29-APR-21	R5443572
Bismuth (Bi)-Dissolved	0.000010	<DL	0.000050	mg/L		29-APR-21	R5443572
Boron (B)-Dissolved	0.014		0.010	mg/L		29-APR-21	R5443572
Cadmium (Cd)-Dissolved	0.0000042	<DL	0.0000050	mg/L		29-APR-21	R5443572
Calcium (Ca)-Dissolved	36.2		0.050	mg/L		29-APR-21	R5443572
Cesium (Cs)-Dissolved	0.0000012	<DL	0.000010	mg/L		29-APR-21	R5443572
Chromium (Cr)-Dissolved	0.00014	<DL	0.00050	mg/L		29-APR-21	R5443572
Cobalt (Co)-Dissolved	0.000140	<T	0.00010	mg/L		29-APR-21	R5443572
Copper (Cu)-Dissolved	0.00190	<T	0.00020	mg/L		29-APR-21	R5443572
Iron (Fe)-Dissolved	0.136		0.010	mg/L		29-APR-21	R5443572
Lead (Pb)-Dissolved	0.00004	<DL	0.000050	mg/L		29-APR-21	R5443572
Lithium (Li)-Dissolved	0.0048	<T	0.0010	mg/L		29-APR-21	R5443572
Magnesium (Mg)-Dissolved	14.7		0.0050	mg/L		29-APR-21	R5443572
Manganese (Mn)-Dissolved	0.0234		0.00050	mg/L		29-APR-21	R5443572
Mercury (Hg)-Dissolved	<0.000005	<W	0.000030	mg/L		29-APR-21	R5443312
Molybdenum (Mo)-Dissolved	0.000760	<T	0.000050	mg/L		29-APR-21	R5443572
Nickel (Ni)-Dissolved	0.00156	<T	0.00050	mg/L		29-APR-21	R5443572
Phosphorus (P)-Dissolved	0.018	<DL	0.050	mg/L		29-APR-21	R5443572
Potassium (K)-Dissolved	2.18		0.050	mg/L		29-APR-21	R5443572

* Refer to Referenced Information for Qualifiers (if any) and Methodology.

ALS ENVIRONMENTAL ANALYTICAL REPORT

Sample Details/Parameters	Result	Qualifier*	D.L.	Units	Extracted	Analyzed	Batch
L2579638-3 SW03_SW_20210420 Sampled By: Client on 20-APR-21 @ 13:30 Matrix: SW							
Dissolved Metals							
Rubidium (Rb)-Dissolved	0.00166		0.00020	mg/L		29-APR-21	R5443572
Selenium (Se)-Dissolved	0.000190	<T	0.000050	mg/L		29-APR-21	R5443572
Silicon (Si)-Dissolved	2.43		0.050	mg/L		29-APR-21	R5443572
Silver (Ag)-Dissolved	0.0000005	<DL	0.000050	mg/L		29-APR-21	R5443572
Sodium (Na)-Dissolved	6.78		0.050	mg/L		29-APR-21	R5443572
Strontium (Sr)-Dissolved	0.0846		0.0010	mg/L		29-APR-21	R5443572
Sulfur (S)-Dissolved	7.65		0.50	mg/L		29-APR-21	R5443572
Tellurium (Te)-Dissolved	0.000010	<DL	0.00020	mg/L		29-APR-21	R5443572
Thallium (Tl)-Dissolved	0.000002	<DL	0.000010	mg/L		29-APR-21	R5443572
Thorium (Th)-Dissolved	0.000036	<DL	0.00010	mg/L		29-APR-21	R5443572
Tin (Sn)-Dissolved	<0.00001	<W	0.00010	mg/L		29-APR-21	R5443572
Titanium (Ti)-Dissolved	0.00186		0.00030	mg/L		29-APR-21	R5443572
Tungsten (W)-Dissolved	0.000004	<DL	0.00010	mg/L		29-APR-21	R5443572
Uranium (U)-Dissolved	0.000840	<T	0.000010	mg/L		29-APR-21	R5443572
Vanadium (V)-Dissolved	0.00060	<T	0.00050	mg/L		29-APR-21	R5443572
Zinc (Zn)-Dissolved	0.0016	<T	0.0010	mg/L		29-APR-21	R5443572
Zirconium (Zr)-Dissolved	0.000300		0.00020	mg/L		29-APR-21	R5443572
Aggregate Organics							
Biochemical Oxygen Demand	<2.0		2.0	mg/L		23-APR-21	R5442602
COD	72		10	mg/L		29-APR-21	R5443881
Oil and Grease, Total	<0.2	<W	1.0	mg/L	29-APR-21	29-APR-21	R5450037
L2579638-4 SW06_SW_20210420 Sampled By: Client on 21-APR-21 @ 12:00 Matrix: SW							
Physical Tests							
Color, True	87.3		2.0	CU		23-APR-21	R5440519
Conductivity (EC)	305		1.0	uS/cm		23-APR-21	R5440646
Hardness (as CaCO3)	165		0.50	mg/L		30-APR-21	
pH	8.00		0.10	pH		23-APR-21	R5440646
Total Suspended Solids	2.5	<DL	3.0	mg/L		27-APR-21	R5442346
Total Dissolved Solids	220		20	mg/L		27-APR-21	R5442592
Turbidity	2.28		0.10	NTU		23-APR-21	R5440418
Anions and Nutrients							
Acidity (as CaCO3)	1.4	<DL	2.0	mg/L		24-APR-21	R5441023
Alkalinity, Total (as CaCO3)	117		2.0	mg/L		23-APR-21	R5440646
Ammonia, Total (as N)	0.016	<DL	0.020	mg/L		04-MAY-21	R5448016
Chloride (Cl)	14.1		0.10	mg/L	26-APR-21	27-APR-21	R5442422
Fluoride (F)	0.058		0.020	mg/L	26-APR-21	27-APR-21	R5442422
Nitrate (as N)	0.002	<DL	0.020	mg/L		27-APR-21	R5442422
Nitrite (as N)	<0.001	<W	0.010	mg/L		27-APR-21	R5442422
Total Kjeldahl Nitrogen	0.85		0.18	mg/L	30-APR-21	03-MAY-21	R5445817
Orthophosphate-Dissolved (as P)	0.0056		0.0030	mg/L		28-APR-21	R5442388

* Refer to Referenced Information for Qualifiers (if any) and Methodology.

ALS ENVIRONMENTAL ANALYTICAL REPORT

Sample Details/Parameters	Result	Qualifier*	D.L.	Units	Extracted	Analyzed	Batch
L2579638-4 SW06_SW_20210420 Sampled By: Client on 21-APR-21 @ 12:00 Matrix: SW							
Anions and Nutrients							
Sulfate (SO4)	23.3		0.30	mg/L		27-APR-21	R5442422
Cyanides							
Cyanide, Weak Acid Diss	0.0009	<DL	0.0020	mg/L		27-APR-21	R5442238
Cyanide, Total	0.0012	<DL	0.0020	mg/L		27-APR-21	R5442238
Cyanide, Free	0.0009	<DL	0.0020	mg/L		27-APR-21	R5442238
Organic / Inorganic Carbon							
Dissolved Organic Carbon	26.8	DLM	2.5	mg/L	22-APR-21	28-APR-21	R5443016
Total Organic Carbon	24.8	DLM	2.5	mg/L		29-APR-21	R5443755
Total Metals							
Aluminum (Al)-Total	0.105		0.0050	mg/L		28-APR-21	R5442830
Antimony (Sb)-Total	0.000125	<T	0.00010	mg/L		28-APR-21	R5442830
Arsenic (As)-Total	0.000700	<T	0.00010	mg/L		28-APR-21	R5442830
Barium (Ba)-Total	0.0188		0.00010	mg/L		28-APR-21	R5442830
Beryllium (Be)-Total	0.000012	<DL	0.00010	mg/L		28-APR-21	R5442830
Bismuth (Bi)-Total	0.000010	<DL	0.000050	mg/L		28-APR-21	R5442830
Boron (B)-Total	0.016	<T	0.010	mg/L		28-APR-21	R5442830
Cadmium (Cd)-Total	0.0000058	<T	0.0000050	mg/L		28-APR-21	R5442830
Calcium (Ca)-Total	36.2		0.050	mg/L		28-APR-21	R5442830
Cesium (Cs)-Total	0.0000100		0.000010	mg/L		28-APR-21	R5442830
Chromium (Cr)-Total	0.00036	<DL	0.00050	mg/L		28-APR-21	R5442830
Cobalt (Co)-Total	0.000150	<T	0.00010	mg/L		28-APR-21	R5442830
Copper (Cu)-Total	0.00120	<T	0.00050	mg/L		28-APR-21	R5442830
Iron (Fe)-Total	0.222		0.010	mg/L		28-APR-21	R5442830
Lead (Pb)-Total	0.00006	<T	0.000050	mg/L		28-APR-21	R5442830
Lithium (Li)-Total	0.0056	<T	0.0010	mg/L		28-APR-21	R5442830
Magnesium (Mg)-Total	14.8		0.0050	mg/L		28-APR-21	R5442830
Manganese (Mn)-Total	0.0226		0.00050	mg/L		28-APR-21	R5442830
Mercury (Hg)-Total	<0.000005	<W	0.000030	mg/L		29-APR-21	R5443310
Molybdenum (Mo)-Total	0.000900	<T	0.000050	mg/L		28-APR-21	R5442830
Nickel (Ni)-Total	0.00118	<T	0.00050	mg/L		28-APR-21	R5442830
Phosphorus (P)-Total	0.014	<DL	0.050	mg/L		28-APR-21	R5442830
Potassium (K)-Total	2.51		0.050	mg/L		28-APR-21	R5442830
Rubidium (Rb)-Total	0.00164		0.00020	mg/L		28-APR-21	R5442830
Selenium (Se)-Total	0.000172	<T	0.000050	mg/L		28-APR-21	R5442830
Silicon (Si)-Total	2.10		0.10	mg/L		28-APR-21	R5442830
Silver (Ag)-Total	0.0000050	<DL	0.000050	mg/L		28-APR-21	R5442830
Sodium (Na)-Total	7.48		0.050	mg/L		28-APR-21	R5442830
Strontium (Sr)-Total	0.0895		0.0010	mg/L		28-APR-21	R5442830
Sulfur (S)-Total	8.40		0.50	mg/L		28-APR-21	R5442830
Tellurium (Te)-Total	0.000015	<DL	0.00020	mg/L		28-APR-21	R5442830
Thallium (Tl)-Total	0.000003	<DL	0.000010	mg/L		28-APR-21	R5442830
Thorium (Th)-Total	0.000034	<DL	0.00010	mg/L		28-APR-21	R5442830

* Refer to Referenced Information for Qualifiers (if any) and Methodology.

ALS ENVIRONMENTAL ANALYTICAL REPORT

Sample Details/Parameters	Result	Qualifier*	D.L.	Units	Extracted	Analyzed	Batch
L2579638-4 SW06_SW_20210420 Sampled By: Client on 21-APR-21 @ 12:00 Matrix: SW							
Total Metals							
Tin (Sn)-Total	0.00010		0.00010	mg/L		28-APR-21	R5442830
Titanium (Ti)-Total	0.00408		0.00030	mg/L		28-APR-21	R5442830
Tungsten (W)-Total	0.000008	<DL	0.00010	mg/L		28-APR-21	R5442830
Uranium (U)-Total	0.000894	<T	0.000010	mg/L		28-APR-21	R5442830
Vanadium (V)-Total	0.00078	<T	0.00050	mg/L		28-APR-21	R5442830
Zinc (Zn)-Total	0.0016	<DL	0.0030	mg/L		28-APR-21	R5442830
Zirconium (Zr)-Total	0.000288		0.00020	mg/L		28-APR-21	R5442830
Dissolved Metals							
Dissolved Metals Filtration Location	FIELD					28-APR-21	R5442163
Aluminum (Al)-Dissolved	0.0170	<T	0.0050	mg/L		29-APR-21	R5443572
Antimony (Sb)-Dissolved	0.000135	<T	0.00010	mg/L		29-APR-21	R5443572
Arsenic (As)-Dissolved	0.000735	<T	0.00010	mg/L		29-APR-21	R5443572
Barium (Ba)-Dissolved	0.0200		0.00010	mg/L		29-APR-21	R5443572
Beryllium (Be)-Dissolved	0.000012	<DL	0.00010	mg/L		29-APR-21	R5443572
Bismuth (Bi)-Dissolved	0.000005	<DL	0.000050	mg/L		29-APR-21	R5443572
Boron (B)-Dissolved	0.016		0.010	mg/L		29-APR-21	R5443572
Cadmium (Cd)-Dissolved	0.0000038	<DL	0.0000050	mg/L		29-APR-21	R5443572
Calcium (Ca)-Dissolved	38.2		0.050	mg/L		29-APR-21	R5443572
Cesium (Cs)-Dissolved	0.0000012	<DL	0.000010	mg/L		29-APR-21	R5443572
Chromium (Cr)-Dissolved	0.00018	<DL	0.00050	mg/L		29-APR-21	R5443572
Cobalt (Co)-Dissolved	0.000124	<T	0.00010	mg/L		29-APR-21	R5443572
Copper (Cu)-Dissolved	0.00125	<T	0.00020	mg/L		29-APR-21	R5443572
Iron (Fe)-Dissolved	0.132		0.010	mg/L		29-APR-21	R5443572
Lead (Pb)-Dissolved	0.00004	<DL	0.000050	mg/L		29-APR-21	R5443572
Lithium (Li)-Dissolved	0.0052	<T	0.0010	mg/L		29-APR-21	R5443572
Magnesium (Mg)-Dissolved	17.0		0.0050	mg/L		29-APR-21	R5443572
Manganese (Mn)-Dissolved	0.0202		0.00050	mg/L		29-APR-21	R5443572
Mercury (Hg)-Dissolved	<0.000005	<W	0.000030	mg/L		29-APR-21	R5443312
Molybdenum (Mo)-Dissolved	0.000845	<T	0.000050	mg/L		29-APR-21	R5443572
Nickel (Ni)-Dissolved	0.00118	<T	0.00050	mg/L		29-APR-21	R5443572
Phosphorus (P)-Dissolved	0.020	<DL	0.050	mg/L		29-APR-21	R5443572
Potassium (K)-Dissolved	2.31		0.050	mg/L		29-APR-21	R5443572
Rubidium (Rb)-Dissolved	0.00154		0.00020	mg/L		29-APR-21	R5443572
Selenium (Se)-Dissolved	0.000202	<T	0.000050	mg/L		29-APR-21	R5443572
Silicon (Si)-Dissolved	2.04		0.050	mg/L		29-APR-21	R5443572
Silver (Ag)-Dissolved	0.0000020	<DL	0.000050	mg/L		29-APR-21	R5443572
Sodium (Na)-Dissolved	8.02		0.050	mg/L		29-APR-21	R5443572
Strontium (Sr)-Dissolved	0.0959		0.0010	mg/L		29-APR-21	R5443572
Sulfur (S)-Dissolved	8.45		0.50	mg/L		29-APR-21	R5443572
Tellurium (Te)-Dissolved	0.000010	<DL	0.00020	mg/L		29-APR-21	R5443572
Thallium (Tl)-Dissolved	0.000002	<DL	0.000010	mg/L		29-APR-21	R5443572

* Refer to Referenced Information for Qualifiers (if any) and Methodology.

ALS ENVIRONMENTAL ANALYTICAL REPORT

Sample Details/Parameters	Result	Qualifier*	D.L.	Units	Extracted	Analyzed	Batch
L2579638-4 SW06_SW_20210420 Sampled By: Client on 21-APR-21 @ 12:00 Matrix: SW							
Dissolved Metals							
Thorium (Th)-Dissolved	0.000030	<DL	0.00010	mg/L		29-APR-21	R5443572
Tin (Sn)-Dissolved	<0.00001	<W	0.00010	mg/L		29-APR-21	R5443572
Titanium (Ti)-Dissolved	0.00136		0.00030	mg/L		29-APR-21	R5443572
Tungsten (W)-Dissolved	0.000008	<DL	0.00010	mg/L		29-APR-21	R5443572
Uranium (U)-Dissolved	0.000897	<T	0.000010	mg/L		29-APR-21	R5443572
Vanadium (V)-Dissolved	0.00054	<T	0.00050	mg/L		29-APR-21	R5443572
Zinc (Zn)-Dissolved	0.0018	<T	0.0010	mg/L		29-APR-21	R5443572
Zirconium (Zr)-Dissolved	0.000296	<T	0.00020	mg/L		29-APR-21	R5443572
Aggregate Organics							
Biochemical Oxygen Demand	<2.0		2.0	mg/L		23-APR-21	R5442602
COD	59		10	mg/L		29-APR-21	R5443881
Oil and Grease, Total	1.2		1.0	mg/L	29-APR-21	29-APR-21	R5450037
Radiological Parameters							
Ra-226	<0.01	<DL	0.010	Bq/L		17-MAY-21	R5460087
L2579638-5 SW10_SW_20210420 Sampled By: Client on 21-APR-21 @ 08:30 Matrix: SW							
Field Tests							
Dissolved Oxygen, Client Supplied	11.44		0	mg/L		23-APR-21	R5440516
pH, Client Supplied	7.52		0.10	pH		29-APR-21	R5443388
Temperature, Client	3.8		-50	Deg. C		29-APR-21	R5443388
Physical Tests							
Color, True	137		2.0	CU		23-APR-21	R5440519
Conductivity (EC)	224		1.0	uS/cm		23-APR-21	R5440646
Hardness (as CaCO3)	120		0.50	mg/L		30-APR-21	
pH	7.85		0.10	pH		23-APR-21	R5440646
Total Suspended Solids	3.5		3.0	mg/L		27-APR-21	R5442346
Total Dissolved Solids	176		20	mg/L		27-APR-21	R5442592
Turbidity	3.48		0.10	NTU		23-APR-21	R5440388
Anions and Nutrients							
Acidity (as CaCO3)	0.4	<DL	2.0	mg/L		24-APR-21	R5441023
Alkalinity, Total (as CaCO3)	89.4		2.0	mg/L		23-APR-21	R5440646
Unionized ammonia	<0.000091		0.000091	mg/L		05-MAY-21	
Ammonia, Total (as N)	0.018	<DL	0.020	mg/L		04-MAY-21	R5448016
Chloride (Cl)	13.5		0.10	mg/L	26-APR-21	27-APR-21	R5442422
Fluoride (F)	0.039		0.020	mg/L	26-APR-21	27-APR-21	R5442422
Nitrate (as N)	<0.002	<W	0.020	mg/L		27-APR-21	R5442422
Nitrite (as N)	<0.001	<W	0.010	mg/L		27-APR-21	R5442422
Total Kjeldahl Nitrogen	1.00		0.18	mg/L	30-APR-21	03-MAY-21	R5445817
Orthophosphate-Dissolved (as P)	0.0049		0.0030	mg/L		28-APR-21	R5442388
Sulfate (SO4)	7.75		0.30	mg/L		27-APR-21	R5442422
Cyanides							

* Refer to Referenced Information for Qualifiers (if any) and Methodology.

ALS ENVIRONMENTAL ANALYTICAL REPORT

Sample Details/Parameters	Result	Qualifier*	D.L.	Units	Extracted	Analyzed	Batch
L2579638-5 SW10_SW_20210420 Sampled By: Client on 21-APR-21 @ 08:30 Matrix: SW							
Cyanides							
Cyanide, Weak Acid Diss	0.0006	<DL	0.0020	mg/L		27-APR-21	R5442238
Cyanide, Total	0.0010	<DL	0.0020	mg/L		27-APR-21	R5442238
Cyanide, Free	0.0008	<DL	0.0020	mg/L		27-APR-21	R5442238
Organic / Inorganic Carbon							
Dissolved Organic Carbon	34.0	DLM	2.5	mg/L	22-APR-21	28-APR-21	R5443016
Total Organic Carbon	32.9	DLM	2.5	mg/L		29-APR-21	R5443755
Total Metals							
Aluminum (Al)-Total	0.195		0.0050	mg/L		28-APR-21	R5442830
Antimony (Sb)-Total	0.000060	<DL	0.00010	mg/L		28-APR-21	R5442830
Arsenic (As)-Total	0.000705	<T	0.00010	mg/L		28-APR-21	R5442830
Barium (Ba)-Total	0.0158		0.00010	mg/L		28-APR-21	R5442830
Beryllium (Be)-Total	0.000018	<DL	0.00010	mg/L		28-APR-21	R5442830
Bismuth (Bi)-Total	0.000010	<DL	0.000050	mg/L		28-APR-21	R5442830
Boron (B)-Total	0.014	<T	0.010	mg/L		28-APR-21	R5442830
Cadmium (Cd)-Total	0.0000082	<T	0.0000050	mg/L		28-APR-21	R5442830
Calcium (Ca)-Total	25.1		0.050	mg/L		28-APR-21	R5442830
Cesium (Cs)-Total	0.0000188		0.000010	mg/L		28-APR-21	R5442830
Chromium (Cr)-Total	0.00052	<T	0.00050	mg/L		28-APR-21	R5442830
Cobalt (Co)-Total	0.000174	<T	0.00010	mg/L		28-APR-21	R5442830
Copper (Cu)-Total	0.00120	<T	0.00050	mg/L		28-APR-21	R5442830
Iron (Fe)-Total	0.304		0.010	mg/L		28-APR-21	R5442830
Lead (Pb)-Total	0.00010	<T	0.000050	mg/L		28-APR-21	R5442830
Lithium (Li)-Total	0.0042	<T	0.0010	mg/L		28-APR-21	R5442830
Magnesium (Mg)-Total	10.9		0.0050	mg/L		28-APR-21	R5442830
Manganese (Mn)-Total	0.0201		0.00050	mg/L		28-APR-21	R5442830
Mercury (Hg)-Total	<0.000005	<W	0.000030	mg/L		29-APR-21	R5443310
Molybdenum (Mo)-Total	0.000650	<T	0.000050	mg/L		28-APR-21	R5442830
Nickel (Ni)-Total	0.00126	<T	0.00050	mg/L		28-APR-21	R5442830
Phosphorus (P)-Total	0.016	<DL	0.050	mg/L		28-APR-21	R5442830
Potassium (K)-Total	1.88		0.050	mg/L		28-APR-21	R5442830
Rubidium (Rb)-Total	0.00163		0.00020	mg/L		28-APR-21	R5442830
Selenium (Se)-Total	0.000134	<T	0.000050	mg/L		28-APR-21	R5442830
Silicon (Si)-Total	2.62		0.10	mg/L		28-APR-21	R5442830
Silver (Ag)-Total	0.0000070	<DL	0.000050	mg/L		28-APR-21	R5442830
Sodium (Na)-Total	6.56		0.050	mg/L		28-APR-21	R5442830
Strontium (Sr)-Total	0.0643		0.0010	mg/L		28-APR-21	R5442830
Sulfur (S)-Total	3.20		0.50	mg/L		28-APR-21	R5442830
Tellurium (Te)-Total	0.000005	<DL	0.00020	mg/L		28-APR-21	R5442830
Thallium (Tl)-Total	0.000003	<DL	0.000010	mg/L		28-APR-21	R5442830
Thorium (Th)-Total	0.000048	<DL	0.00010	mg/L		28-APR-21	R5442830
Tin (Sn)-Total	0.00002	<DL	0.00010	mg/L		28-APR-21	R5442830

* Refer to Referenced Information for Qualifiers (if any) and Methodology.

ALS ENVIRONMENTAL ANALYTICAL REPORT

Sample Details/Parameters	Result	Qualifier*	D.L.	Units	Extracted	Analyzed	Batch
L2579638-5 SW10_SW_20210420 Sampled By: Client on 21-APR-21 @ 08:30 Matrix: SW							
Total Metals							
Titanium (Ti)-Total	0.00648		0.00030	mg/L		28-APR-21	R5442830
Tungsten (W)-Total	<0.000002	<W	0.00010	mg/L		28-APR-21	R5442830
Uranium (U)-Total	0.000611	<T	0.000010	mg/L		28-APR-21	R5442830
Vanadium (V)-Total	0.00108	<T	0.00050	mg/L		28-APR-21	R5442830
Zinc (Zn)-Total	0.0018	<DL	0.0030	mg/L		28-APR-21	R5442830
Zirconium (Zr)-Total	0.000400		0.00020	mg/L		28-APR-21	R5442830
Dissolved Metals							
Dissolved Metals Filtration Location	FIELD					28-APR-21	R5442163
Aluminum (Al)-Dissolved	0.0412		0.0050	mg/L		29-APR-21	R5443572
Antimony (Sb)-Dissolved	0.000065	<DL	0.00010	mg/L		29-APR-21	R5443572
Arsenic (As)-Dissolved	0.000690	<T	0.00010	mg/L		29-APR-21	R5443572
Barium (Ba)-Dissolved	0.0152		0.00010	mg/L		29-APR-21	R5443572
Beryllium (Be)-Dissolved	0.000014	<DL	0.00010	mg/L		29-APR-21	R5443572
Bismuth (Bi)-Dissolved	<0.000005	<W	0.000050	mg/L		29-APR-21	R5443572
Boron (B)-Dissolved	0.014		0.010	mg/L		29-APR-21	R5443572
Cadmium (Cd)-Dissolved	0.0000058	<T	0.0000050	mg/L		29-APR-21	R5443572
Calcium (Ca)-Dissolved	27.4		0.050	mg/L		29-APR-21	R5443572
Cesium (Cs)-Dissolved	0.0000010	<DL	0.000010	mg/L		29-APR-21	R5443572
Chromium (Cr)-Dissolved	0.00022	<DL	0.00050	mg/L		29-APR-21	R5443572
Cobalt (Co)-Dissolved	0.000120	<T	0.00010	mg/L		29-APR-21	R5443572
Copper (Cu)-Dissolved	0.00110	<T	0.00020	mg/L		29-APR-21	R5443572
Iron (Fe)-Dissolved	0.177		0.010	mg/L		29-APR-21	R5443572
Lead (Pb)-Dissolved	0.00006	<T	0.000050	mg/L		29-APR-21	R5443572
Lithium (Li)-Dissolved	0.0042	<T	0.0010	mg/L		29-APR-21	R5443572
Magnesium (Mg)-Dissolved	12.5		0.0050	mg/L		29-APR-21	R5443572
Manganese (Mn)-Dissolved	0.0172		0.00050	mg/L		29-APR-21	R5443572
Mercury (Hg)-Dissolved	<0.000005	<W	0.000030	mg/L		29-APR-21	R5443312
Molybdenum (Mo)-Dissolved	0.000500	<T	0.000050	mg/L		29-APR-21	R5443572
Nickel (Ni)-Dissolved	0.00122	<T	0.00050	mg/L		29-APR-21	R5443572
Phosphorus (P)-Dissolved	0.014	<DL	0.050	mg/L		29-APR-21	R5443572
Potassium (K)-Dissolved	1.63		0.050	mg/L		29-APR-21	R5443572
Rubidium (Rb)-Dissolved	0.00125		0.00020	mg/L		29-APR-21	R5443572
Selenium (Se)-Dissolved	0.000188	<T	0.000050	mg/L		29-APR-21	R5443572
Silicon (Si)-Dissolved	2.44		0.050	mg/L		29-APR-21	R5443572
Silver (Ag)-Dissolved	0.0000020	<DL	0.000050	mg/L		29-APR-21	R5443572
Sodium (Na)-Dissolved	6.93		0.050	mg/L		29-APR-21	R5443572
Strontium (Sr)-Dissolved	0.0675		0.0010	mg/L		29-APR-21	R5443572
Sulfur (S)-Dissolved	3.15		0.50	mg/L		29-APR-21	R5443572
Tellurium (Te)-Dissolved	0.000015	<DL	0.00020	mg/L		29-APR-21	R5443572
Thallium (Tl)-Dissolved	0.000002	<DL	0.000010	mg/L		29-APR-21	R5443572
Thorium (Th)-Dissolved	0.000048	<DL	0.00010	mg/L		29-APR-21	R5443572

* Refer to Referenced Information for Qualifiers (if any) and Methodology.

ALS ENVIRONMENTAL ANALYTICAL REPORT

Sample Details/Parameters	Result	Qualifier*	D.L.	Units	Extracted	Analyzed	Batch
L2579638-5 SW10_SW_20210420 Sampled By: Client on 21-APR-21 @ 08:30 Matrix: SW							
Dissolved Metals							
Tin (Sn)-Dissolved	<0.00001	<W	0.00010	mg/L		29-APR-21	R5443572
Titanium (Ti)-Dissolved	0.00222		0.00030	mg/L		29-APR-21	R5443572
Tungsten (W)-Dissolved	<0.000002	<W	0.00010	mg/L		29-APR-21	R5443572
Uranium (U)-Dissolved	0.000618	<T	0.000010	mg/L		29-APR-21	R5443572
Vanadium (V)-Dissolved	0.00064	<T	0.00050	mg/L		29-APR-21	R5443572
Zinc (Zn)-Dissolved	0.0014	<T	0.0010	mg/L		29-APR-21	R5443572
Zirconium (Zr)-Dissolved	0.000360		0.00020	mg/L		29-APR-21	R5443572
Aggregate Organics							
Biochemical Oxygen Demand	<2.0		2.0	mg/L		23-APR-21	R5442602
COD	84		10	mg/L		29-APR-21	R5443881
Oil and Grease, Total	0.4	<DL	1.0	mg/L	29-APR-21	29-APR-21	R5450037
L2579638-6 SW15_SW_20210420 Sampled By: Client on 20-APR-21 @ 11:10 Matrix: SW							
Field Tests							
Dissolved Oxygen, Client Supplied	10.63		0	mg/L		23-APR-21	R5440516
pH, Client Supplied	7.31		0.10	pH		29-APR-21	R5443388
Temperature, Client	4.5		-50	Deg. C		29-APR-21	R5443388
Physical Tests							
Color, True	183		2.0	CU		23-APR-21	R5440519
Conductivity (EC)	185		1.0	uS/cm		23-APR-21	R5440646
Hardness (as CaCO3)	107		0.50	mg/L		29-APR-21	
pH	7.77		0.10	pH		23-APR-21	R5440646
Total Suspended Solids	16.0		3.0	mg/L		26-APR-21	R5441743
Total Dissolved Solids	164		13	mg/L		26-APR-21	R5441779
Turbidity	18.8		0.10	NTU		23-APR-21	R5440388
Anions and Nutrients							
Acidity (as CaCO3)	1.2	<DL	2.0	mg/L		24-APR-21	R5441023
Alkalinity, Total (as CaCO3)	77.8		2.0	mg/L		23-APR-21	R5440646
Unionized ammonia	0.000064		0.000059	mg/L		05-MAY-21	
Ammonia, Total (as N)	0.022	<T	0.020	mg/L		04-MAY-21	R5448016
Chloride (Cl)	5.12		0.10	mg/L	23-APR-21	23-APR-21	R5441056
Fluoride (F)	0.034		0.020	mg/L	23-APR-21	23-APR-21	R5441056
Nitrate (as N)	0.210	<T	0.020	mg/L		23-APR-21	R5441056
Nitrite (as N)	<0.001	<W	0.010	mg/L		23-APR-21	R5441056
Total Kjeldahl Nitrogen	1.05		0.18	mg/L	30-APR-21	03-MAY-21	R5445817
Orthophosphate-Dissolved (as P)	0.0066	PEHT	0.0030	mg/L		28-APR-21	R5442388
Sulfate (SO4)	11.1		0.30	mg/L		23-APR-21	R5441056
Cyanides							
Cyanide, Weak Acid Diss	0.0008	<DL	0.0020	mg/L		27-APR-21	R5442238
Cyanide, Total	0.0012	<DL	0.0020	mg/L		27-APR-21	R5442238
Cyanide, Free	0.0007	<DL	0.0020	mg/L		27-APR-21	R5442238

* Refer to Referenced Information for Qualifiers (if any) and Methodology.

ALS ENVIRONMENTAL ANALYTICAL REPORT

Sample Details/Parameters	Result	Qualifier*	D.L.	Units	Extracted	Analyzed	Batch
L2579638-6 SW15_SW_20210420 Sampled By: Client on 20-APR-21 @ 11:10 Matrix: SW							
Cyanides							
Organic / Inorganic Carbon							
Dissolved Organic Carbon	38.6	DLM	2.5	mg/L	22-APR-21	28-APR-21	R5443016
Total Organic Carbon	36.9	DLM	2.5	mg/L		29-APR-21	R5443755
Total Metals							
Aluminum (Al)-Total	0.718		0.0050	mg/L		28-APR-21	R5442830
Antimony (Sb)-Total	0.000070	<DL	0.00010	mg/L		28-APR-21	R5442830
Arsenic (As)-Total	0.000925	<T	0.00010	mg/L		28-APR-21	R5442830
Barium (Ba)-Total	0.0201		0.00010	mg/L		28-APR-21	R5442830
Beryllium (Be)-Total	0.000042	<DL	0.00010	mg/L		28-APR-21	R5442830
Bismuth (Bi)-Total	0.000020	<DL	0.000050	mg/L		28-APR-21	R5442830
Boron (B)-Total	0.012	<T	0.010	mg/L		28-APR-21	R5442830
Cadmium (Cd)-Total	0.0000222	<T	0.0000050	mg/L		28-APR-21	R5442830
Calcium (Ca)-Total	23.9		0.050	mg/L		28-APR-21	R5442830
Cesium (Cs)-Total	0.000101		0.000010	mg/L		28-APR-21	R5442830
Chromium (Cr)-Total	0.00132	<T	0.00050	mg/L		28-APR-21	R5442830
Cobalt (Co)-Total	0.000458	<T	0.00010	mg/L		28-APR-21	R5442830
Copper (Cu)-Total	0.00205	<T	0.00050	mg/L		28-APR-21	R5442830
Iron (Fe)-Total	0.894		0.010	mg/L		28-APR-21	R5442830
Lead (Pb)-Total	0.00042	<T	0.000050	mg/L		28-APR-21	R5442830
Lithium (Li)-Total	0.0048	<T	0.0010	mg/L		28-APR-21	R5442830
Magnesium (Mg)-Total	10.8		0.0050	mg/L		28-APR-21	R5442830
Manganese (Mn)-Total	0.0388		0.00050	mg/L		28-APR-21	R5442830
Mercury (Hg)-Total	0.000005	<DL	0.000030	mg/L		29-APR-21	R5443310
Molybdenum (Mo)-Total	0.000475	<T	0.000050	mg/L		28-APR-21	R5442830
Nickel (Ni)-Total	0.00184	<T	0.00050	mg/L		28-APR-21	R5442830
Phosphorus (P)-Total	0.034	<DL	0.050	mg/L		28-APR-21	R5442830
Potassium (K)-Total	2.03		0.050	mg/L		28-APR-21	R5442830
Rubidium (Rb)-Total	0.00292		0.00020	mg/L		28-APR-21	R5442830
Selenium (Se)-Total	0.000180	<T	0.000050	mg/L		28-APR-21	R5442830
Silicon (Si)-Total	4.57		0.10	mg/L		28-APR-21	R5442830
Silver (Ag)-Total	0.0000130	<DL	0.000050	mg/L		28-APR-21	R5442830
Sodium (Na)-Total	3.06		0.050	mg/L		28-APR-21	R5442830
Strontium (Sr)-Total	0.0512		0.0010	mg/L		28-APR-21	R5442830
Sulfur (S)-Total	4.20		0.50	mg/L		28-APR-21	R5442830
Tellurium (Te)-Total	0.000010	<DL	0.00020	mg/L		28-APR-21	R5442830
Thallium (Tl)-Total	0.000011	<T	0.000010	mg/L		28-APR-21	R5442830
Thorium (Th)-Total	0.000128		0.00010	mg/L		28-APR-21	R5442830
Tin (Sn)-Total	0.00004	<DL	0.00010	mg/L		28-APR-21	R5442830
Titanium (Ti)-Total	0.0239		0.00030	mg/L		28-APR-21	R5442830
Tungsten (W)-Total	0.000008	<DL	0.00010	mg/L		28-APR-21	R5442830
Uranium (U)-Total	0.000744	<T	0.000010	mg/L		28-APR-21	R5442830

* Refer to Referenced Information for Qualifiers (if any) and Methodology.

ALS ENVIRONMENTAL ANALYTICAL REPORT

Sample Details/Parameters	Result	Qualifier*	D.L.	Units	Extracted	Analyzed	Batch
L2579638-6 SW15_SW_20210420 Sampled By: Client on 20-APR-21 @ 11:10 Matrix: SW							
Total Metals							
Vanadium (V)-Total	0.00240	<T	0.00050	mg/L		28-APR-21	R5442830
Zinc (Zn)-Total	0.0036	<T	0.0030	mg/L		28-APR-21	R5442830
Zirconium (Zr)-Total	0.000740		0.00020	mg/L		28-APR-21	R5442830
Dissolved Metals							
Dissolved Metals Filtration Location	LAB					27-APR-21	R5442083
Aluminum (Al)-Dissolved	0.0578		0.0050	mg/L		29-APR-21	R5442927
Antimony (Sb)-Dissolved	0.000070	<DL	0.00010	mg/L		29-APR-21	R5442927
Arsenic (As)-Dissolved	0.000780	<T	0.00010	mg/L		29-APR-21	R5442927
Barium (Ba)-Dissolved	0.0154		0.00010	mg/L		29-APR-21	R5442927
Beryllium (Be)-Dissolved	0.000010	<DL	0.00010	mg/L		29-APR-21	R5442927
Bismuth (Bi)-Dissolved	0.000005	<DL	0.000050	mg/L		29-APR-21	R5442927
Boron (B)-Dissolved	0.010		0.010	mg/L		29-APR-21	R5442927
Cadmium (Cd)-Dissolved	0.0000084	<T	0.0000050	mg/L		29-APR-21	R5442927
Calcium (Ca)-Dissolved	24.1		0.050	mg/L		29-APR-21	R5442927
Cesium (Cs)-Dissolved	0.0000004	<DL	0.000010	mg/L		29-APR-21	R5442927
Chromium (Cr)-Dissolved	0.00016	<DL	0.00050	mg/L		29-APR-21	R5442927
Cobalt (Co)-Dissolved	0.000096	<DL	0.00010	mg/L		29-APR-21	R5442927
Copper (Cu)-Dissolved	0.00125	<T	0.00020	mg/L		29-APR-21	R5442927
Iron (Fe)-Dissolved	0.204		0.010	mg/L		29-APR-21	R5442927
Lead (Pb)-Dissolved	0.00008	<T	0.000050	mg/L		29-APR-21	R5442927
Lithium (Li)-Dissolved	0.0042	<T	0.0010	mg/L		29-APR-21	R5442927
Magnesium (Mg)-Dissolved	11.5		0.0050	mg/L		29-APR-21	R5442927
Manganese (Mn)-Dissolved	0.00534		0.00050	mg/L		29-APR-21	R5442927
Mercury (Hg)-Dissolved	0.000005	<DL	0.000030	mg/L		29-APR-21	R5443312
Molybdenum (Mo)-Dissolved	0.000395	<T	0.000050	mg/L		29-APR-21	R5442927
Nickel (Ni)-Dissolved	0.00106	<T	0.00050	mg/L		29-APR-21	R5442927
Phosphorus (P)-Dissolved	0.018	<DL	0.050	mg/L		29-APR-21	R5442927
Potassium (K)-Dissolved	1.69		0.050	mg/L		29-APR-21	R5442927
Rubidium (Rb)-Dissolved	0.00146		0.00020	mg/L		29-APR-21	R5442927
Selenium (Se)-Dissolved	0.000180	<T	0.000050	mg/L		29-APR-21	R5442927
Silicon (Si)-Dissolved	3.14		0.050	mg/L		29-APR-21	R5442927
Silver (Ag)-Dissolved	<0.0000005	<W	0.000050	mg/L		29-APR-21	R5442927
Sodium (Na)-Dissolved	3.17		0.050	mg/L		29-APR-21	R5442927
Strontium (Sr)-Dissolved	0.0481		0.0010	mg/L		29-APR-21	R5442927
Sulfur (S)-Dissolved	3.95		0.50	mg/L		29-APR-21	R5442927
Tellurium (Te)-Dissolved	0.000010	<DL	0.00020	mg/L		29-APR-21	R5442927
Thallium (Tl)-Dissolved	0.000003	<DL	0.000010	mg/L		29-APR-21	R5442927
Thorium (Th)-Dissolved	0.000058	<DL	0.00010	mg/L		29-APR-21	R5442927
Tin (Sn)-Dissolved	0.00002	<DL	0.00010	mg/L		29-APR-21	R5442927
Titanium (Ti)-Dissolved	0.00162		0.00030	mg/L		29-APR-21	R5442927
Tungsten (W)-Dissolved	0.000004	<DL	0.00010	mg/L		29-APR-21	R5442927

* Refer to Referenced Information for Qualifiers (if any) and Methodology.

ALS ENVIRONMENTAL ANALYTICAL REPORT

Sample Details/Parameters	Result	Qualifier*	D.L.	Units	Extracted	Analyzed	Batch
L2579638-6 SW15_SW_20210420 Sampled By: Client on 20-APR-21 @ 11:10 Matrix: SW							
Dissolved Metals							
Uranium (U)-Dissolved	0.000771	<T	0.000010	mg/L		29-APR-21	R5442927
Vanadium (V)-Dissolved	0.00072	<T	0.00050	mg/L		29-APR-21	R5442927
Zinc (Zn)-Dissolved	0.0014	<T	0.0010	mg/L		29-APR-21	R5442927
Zirconium (Zr)-Dissolved	0.000312		0.00020	mg/L		29-APR-21	R5442927
Aggregate Organics							
Biochemical Oxygen Demand	<2.0		2.0	mg/L		23-APR-21	R5442602
COD	92		10	mg/L		29-APR-21	R5443881
Oil and Grease, Total	0.4	<DL	1.0	mg/L	29-APR-21	29-APR-21	R5450037
Report Remarks : Parameter Exceeded Recommended Holding Time Prior to Analysis							
L2579638-7 SW16_SW_20210420 Sampled By: Client on 20-APR-21 @ 09:30 Matrix: SW							
Field Tests							
Dissolved Oxygen, Client Supplied	11.7		0	mg/L		23-APR-21	R5440516
pH, Client Supplied	7.23		0.10	pH		29-APR-21	R5443388
Temperature, Client	5.6		-50	Deg. C		29-APR-21	R5443388
Physical Tests							
Color, True	72.9		2.0	CU		23-APR-21	R5440519
Conductivity (EC)	76.6		1.0	uS/cm		23-APR-21	R5440646
Hardness (as CaCO3)	31.9		0.50	mg/L		02-MAY-21	
pH	7.51		0.10	pH		23-APR-21	R5440646
Total Suspended Solids	11.5		3.0	mg/L		26-APR-21	R5441743
Total Dissolved Solids	74		13	mg/L		26-APR-21	R5441779
Turbidity	10.1		0.10	NTU		23-APR-21	R5440418
Anions and Nutrients							
Acidity (as CaCO3)	<0.2	<W	2.0	mg/L		24-APR-21	R5441023
Alkalinity, Total (as CaCO3)	31.2		2.0	mg/L		23-APR-21	R5440646
Unionized ammonia	0.000076		0.000054	mg/L		05-MAY-21	
Ammonia, Total (as N)	0.028	<T	0.020	mg/L		04-MAY-21	R5448016
Chloride (Cl)	2.54		0.10	mg/L	26-APR-21	27-APR-21	R5442422
Fluoride (F)	0.042		0.020	mg/L	26-APR-21	27-APR-21	R5442422
Nitrate (as N)	0.040	<T	0.020	mg/L		27-APR-21	R5442422
Nitrite (as N)	<0.001	<W	0.010	mg/L		27-APR-21	R5442422
Total Kjeldahl Nitrogen	0.55		0.18	mg/L	30-APR-21	03-MAY-21	R5445817
Orthophosphate-Dissolved (as P)	0.0047	PEHT	0.0030	mg/L		28-APR-21	R5442388
Sulfate (SO4)	3.70	<T	0.30	mg/L		27-APR-21	R5442422
Cyanides							
Cyanide, Weak Acid Diss	0.0005	<DL	0.0020	mg/L		27-APR-21	R5442238
Cyanide, Total	0.0006	<DL	0.0020	mg/L		27-APR-21	R5442238
Cyanide, Free	0.0005	<DL	0.0020	mg/L		27-APR-21	R5442238
Organic / Inorganic Carbon							
Dissolved Organic Carbon	20.4	DLM	2.5	mg/L	22-APR-21	28-APR-21	R5443016
Total Organic Carbon	18.4	DLM	2.5	mg/L		29-APR-21	R5443755

* Refer to Referenced Information for Qualifiers (if any) and Methodology.

ALS ENVIRONMENTAL ANALYTICAL REPORT

Sample Details/Parameters	Result	Qualifier*	D.L.	Units	Extracted	Analyzed	Batch
L2579638-7 SW16_SW_20210420 Sampled By: Client on 20-APR-21 @ 09:30 Matrix: SW							
Organic / Inorganic Carbon							
Total Metals							
Aluminum (Al)-Total	0.412		0.0050	mg/L		30-APR-21	R5444048
Antimony (Sb)-Total	0.000035	<DL	0.00010	mg/L		30-APR-21	R5444048
Arsenic (As)-Total	0.000550	<T	0.00010	mg/L		30-APR-21	R5444048
Barium (Ba)-Total	0.0125		0.00010	mg/L		30-APR-21	R5444048
Beryllium (Be)-Total	0.000026	<DL	0.00010	mg/L		30-APR-21	R5444048
Bismuth (Bi)-Total	<0.000005	<W	0.000050	mg/L		30-APR-21	R5444048
Boron (B)-Total	0.006	<DL	0.010	mg/L		30-APR-21	R5444048
Cadmium (Cd)-Total	0.0000110	<T	0.0000050	mg/L		30-APR-21	R5444048
Calcium (Ca)-Total	8.95		0.050	mg/L		30-APR-21	R5444048
Cesium (Cs)-Total	0.0000594		0.000010	mg/L		30-APR-21	R5444048
Chromium (Cr)-Total	0.00098	<T	0.00050	mg/L		30-APR-21	R5444048
Cobalt (Co)-Total	0.000284	<T	0.00010	mg/L		30-APR-21	R5444048
Copper (Cu)-Total	0.00145	<T	0.00050	mg/L		30-APR-21	R5444048
Iron (Fe)-Total	0.598		0.010	mg/L		30-APR-21	R5444048
Lead (Pb)-Total	0.00028	<T	0.000050	mg/L		30-APR-21	R5444048
Lithium (Li)-Total	0.0008	<DL	0.0010	mg/L		30-APR-21	R5444048
Magnesium (Mg)-Total	3.38		0.0050	mg/L		30-APR-21	R5444048
Manganese (Mn)-Total	0.0234		0.00050	mg/L		30-APR-21	R5444048
Mercury (Hg)-Total	<0.000005	<W	0.000030	mg/L		29-APR-21	R5443310
Molybdenum (Mo)-Total	0.000210	<T	0.000050	mg/L		30-APR-21	R5444048
Nickel (Ni)-Total	0.00124	<T	0.00050	mg/L		30-APR-21	R5444048
Phosphorus (P)-Total	0.018	<DL	0.050	mg/L		30-APR-21	R5444048
Potassium (K)-Total	0.946		0.050	mg/L		30-APR-21	R5444048
Rubidium (Rb)-Total	0.00223		0.00020	mg/L		30-APR-21	R5444048
Selenium (Se)-Total	0.000104	<T	0.000050	mg/L		30-APR-21	R5444048
Silicon (Si)-Total	3.07		0.10	mg/L		30-APR-21	R5444048
Silver (Ag)-Total	0.0000075	<DL	0.000050	mg/L		30-APR-21	R5444048
Sodium (Na)-Total	2.67		0.050	mg/L		30-APR-21	R5444048
Strontium (Sr)-Total	0.0249		0.0010	mg/L		30-APR-21	R5444048
Sulfur (S)-Total	1.15		0.50	mg/L		30-APR-21	R5444048
Tellurium (Te)-Total	0.000005	<DL	0.00020	mg/L		30-APR-21	R5444048
Thallium (Tl)-Total	0.000009	<DL	0.000010	mg/L		30-APR-21	R5444048
Thorium (Th)-Total	0.000084	<DL	0.00010	mg/L		30-APR-21	R5444048
Tin (Sn)-Total	0.00003	<DL	0.00010	mg/L		30-APR-21	R5444048
Titanium (Ti)-Total	0.0144		0.00030	mg/L		30-APR-21	R5444048
Tungsten (W)-Total	0.000008	<DL	0.00010	mg/L		30-APR-21	R5444048
Uranium (U)-Total	0.000154	<T	0.000010	mg/L		30-APR-21	R5444048
Vanadium (V)-Total	0.00140	<T	0.00050	mg/L		30-APR-21	R5444048
Zinc (Zn)-Total	0.0022	<DL	0.0030	mg/L		30-APR-21	R5444048
Zirconium (Zr)-Total	0.000412		0.00020	mg/L		30-APR-21	R5444048

* Refer to Referenced Information for Qualifiers (if any) and Methodology.

ALS ENVIRONMENTAL ANALYTICAL REPORT

Sample Details/Parameters	Result	Qualifier*	D.L.	Units	Extracted	Analyzed	Batch
L2579638-7 SW16_SW_20210420 Sampled By: Client on 20-APR-21 @ 09:30 Matrix: SW							
Dissolved Metals							
Dissolved Metals Filtration Location	FIELD					28-APR-21	R5442163
Aluminum (Al)-Dissolved	0.0458		0.0050	mg/L		01-MAY-21	R5443572
Antimony (Sb)-Dissolved	0.000040	<DL	0.00010	mg/L		01-MAY-21	R5443572
Arsenic (As)-Dissolved	0.000495	<T	0.00010	mg/L		01-MAY-21	R5443572
Barium (Ba)-Dissolved	0.00966		0.00010	mg/L		01-MAY-21	R5443572
Beryllium (Be)-Dissolved	0.000008	<DL	0.00010	mg/L		01-MAY-21	R5443572
Bismuth (Bi)-Dissolved	<0.000005	<W	0.000050	mg/L		01-MAY-21	R5443572
Boron (B)-Dissolved	0.006	<DL	0.010	mg/L		01-MAY-21	R5443572
Cadmium (Cd)-Dissolved	0.0000046	<DL	0.0000050	mg/L		01-MAY-21	R5443572
Calcium (Ca)-Dissolved	8.08		0.050	mg/L		01-MAY-21	R5443572
Cesium (Cs)-Dissolved	0.0000014	<DL	0.000010	mg/L		01-MAY-21	R5443572
Chromium (Cr)-Dissolved	0.00026	<DL	0.00050	mg/L		01-MAY-21	R5443572
Cobalt (Co)-Dissolved	0.000046	<DL	0.00010	mg/L		01-MAY-21	R5443572
Copper (Cu)-Dissolved	0.00095	<T	0.00020	mg/L		01-MAY-21	R5443572
Iron (Fe)-Dissolved	0.133		0.010	mg/L		01-MAY-21	R5443572
Lead (Pb)-Dissolved	0.00006	<T	0.000050	mg/L		01-MAY-21	R5443572
Lithium (Li)-Dissolved	0.0004	<DL	0.0010	mg/L		01-MAY-21	R5443572
Magnesium (Mg)-Dissolved	2.86		0.0050	mg/L		01-MAY-21	R5443572
Manganese (Mn)-Dissolved	0.00590		0.00050	mg/L		01-MAY-21	R5443572
Mercury (Hg)-Dissolved	<0.000005	<W	0.000030	mg/L		29-APR-21	R5443312
Molybdenum (Mo)-Dissolved	0.000145	<T	0.000050	mg/L		01-MAY-21	R5443572
Nickel (Ni)-Dissolved	0.00068	<T	0.00050	mg/L		01-MAY-21	R5443572
Phosphorus (P)-Dissolved	0.008	<DL	0.050	mg/L		01-MAY-21	R5443572
Potassium (K)-Dissolved	0.816		0.050	mg/L		01-MAY-21	R5443572
Rubidium (Rb)-Dissolved	0.00145		0.00020	mg/L		01-MAY-21	R5443572
Selenium (Se)-Dissolved	0.000138	<T	0.000050	mg/L		01-MAY-21	R5443572
Silicon (Si)-Dissolved	2.20		0.050	mg/L		01-MAY-21	R5443572
Silver (Ag)-Dissolved	<0.0000005	<W	0.000050	mg/L		01-MAY-21	R5443572
Sodium (Na)-Dissolved	2.37		0.050	mg/L		01-MAY-21	R5443572
Strontium (Sr)-Dissolved	0.0223		0.0010	mg/L		01-MAY-21	R5443572
Sulfur (S)-Dissolved	1.50		0.50	mg/L		01-MAY-21	R5443572
Tellurium (Te)-Dissolved	<0.000005	<W	0.00020	mg/L		01-MAY-21	R5443572
Thallium (Tl)-Dissolved	0.000002	<DL	0.000010	mg/L		01-MAY-21	R5443572
Thorium (Th)-Dissolved	0.000054	<DL	0.00010	mg/L		01-MAY-21	R5443572
Tin (Sn)-Dissolved	<0.00001	<W	0.00010	mg/L		01-MAY-21	R5443572
Titanium (Ti)-Dissolved	0.00220		0.00030	mg/L		01-MAY-21	R5443572
Tungsten (W)-Dissolved	<0.000002	<W	0.00010	mg/L		01-MAY-21	R5443572
Uranium (U)-Dissolved	0.000142	<T	0.000010	mg/L		01-MAY-21	R5443572
Vanadium (V)-Dissolved	0.00036	<DL	0.00050	mg/L		01-MAY-21	R5443572
Zinc (Zn)-Dissolved	0.0008	<DL	0.0010	mg/L		01-MAY-21	R5443572
Zirconium (Zr)-Dissolved	0.000256	<T	0.00020	mg/L		01-MAY-21	R5443572

* Refer to Referenced Information for Qualifiers (if any) and Methodology.

ALS ENVIRONMENTAL ANALYTICAL REPORT

Sample Details/Parameters	Result	Qualifier*	D.L.	Units	Extracted	Analyzed	Batch
L2579638-7 SW16_SW_20210420 Sampled By: Client on 20-APR-21 @ 09:30 Matrix: SW							
Dissolved Metals							
Aggregate Organics							
Biochemical Oxygen Demand	<2.0		2.0	mg/L		23-APR-21	R5442602
COD	41		10	mg/L		29-APR-21	R5443881
Oil and Grease, Total	0.4	<DL	1.0	mg/L	29-APR-21	29-APR-21	R5450037
Report Remarks : Parameter Exceeded Recommended Holding Time Prior to Analysis							
L2579638-8 SW17_SW_20210420 Sampled By: Client on 20-APR-21 @ 10:40 Matrix: SW							
Field Tests							
Dissolved Oxygen, Client Supplied	11.78		0	mg/L		23-APR-21	R5440516
pH, Client Supplied	7.44		0.10	pH		29-APR-21	R5443388
Temperature, Client	6.0		-50	Deg. C		29-APR-21	R5443388
Physical Tests							
Color, True	113		2.0	CU		23-APR-21	R5440519
Conductivity (EC)	92.8		1.0	uS/cm		23-APR-21	R5440646
Hardness (as CaCO3)	51.4		0.50	mg/L		30-APR-21	
pH	7.55		0.10	pH		23-APR-21	R5440646
Total Suspended Solids	13.5		3.0	mg/L		26-APR-21	R5441743
Total Dissolved Solids	90		13	mg/L		26-APR-21	R5441779
Turbidity	13.8		0.10	NTU		23-APR-21	R5440388
Anions and Nutrients							
Acidity (as CaCO3)	0.4	<DL	2.0	mg/L		24-APR-21	R5441023
Alkalinity, Total (as CaCO3)	39.8		2.0	mg/L		23-APR-21	R5440646
Unionized ammonia	<0.000090		0.000090	mg/L		05-MAY-21	
Ammonia, Total (as N)	0.016	<DL	0.020	mg/L		04-MAY-21	R5448016
Chloride (Cl)	2.48		0.10	mg/L	23-APR-21	23-APR-21	R5441056
Fluoride (F)	0.026		0.020	mg/L	23-APR-21	23-APR-21	R5441056
Nitrate (as N)	0.060	<T	0.020	mg/L		23-APR-21	R5441056
Nitrite (as N)	<0.001	<W	0.010	mg/L		23-APR-21	R5441056
Total Kjeldahl Nitrogen	0.70		0.18	mg/L	30-APR-21	03-MAY-21	R5445817
Orthophosphate-Dissolved (as P)	0.0047	PEHT	0.0030	mg/L		28-APR-21	R5442388
Sulfate (SO4)	4.05	<T	0.30	mg/L		23-APR-21	R5441056
Cyanides							
Cyanide, Weak Acid Diss	0.0003	<DL	0.0020	mg/L		27-APR-21	R5442238
Cyanide, Total	0.0006	<DL	0.0020	mg/L		27-APR-21	R5442238
Cyanide, Free	0.0005	<DL	0.0020	mg/L		27-APR-21	R5442238
Organic / Inorganic Carbon							
Dissolved Organic Carbon	25.3	DLM	2.5	mg/L	22-APR-21	28-APR-21	R5443016
Total Organic Carbon	22.6	DLM	2.5	mg/L		29-APR-21	R5443755
Total Metals							
Aluminum (Al)-Total	0.333		0.0050	mg/L		29-APR-21	R5442830
Antimony (Sb)-Total	0.000060	<DL	0.00010	mg/L		29-APR-21	R5442830
Arsenic (As)-Total	0.000615	<T	0.00010	mg/L		29-APR-21	R5442830

* Refer to Referenced Information for Qualifiers (if any) and Methodology.

ALS ENVIRONMENTAL ANALYTICAL REPORT

Sample Details/Parameters	Result	Qualifier*	D.L.	Units	Extracted	Analyzed	Batch
L2579638-8 SW17_SW_20210420 Sampled By: Client on 20-APR-21 @ 10:40 Matrix: SW							
Total Metals							
Barium (Ba)-Total	0.0154		0.00010	mg/L		29-APR-21	R5442830
Beryllium (Be)-Total	0.000024	<DL	0.00010	mg/L		29-APR-21	R5442830
Bismuth (Bi)-Total	0.000015	<DL	0.000050	mg/L		29-APR-21	R5442830
Boron (B)-Total	0.008	<DL	0.010	mg/L		29-APR-21	R5442830
Cadmium (Cd)-Total	0.0000156	<T	0.0000050	mg/L		29-APR-21	R5442830
Calcium (Ca)-Total	12.7		0.050	mg/L		29-APR-21	R5442830
Cesium (Cs)-Total	0.0000492		0.000010	mg/L		29-APR-21	R5442830
Chromium (Cr)-Total	0.00072	<T	0.00050	mg/L		29-APR-21	R5442830
Cobalt (Co)-Total	0.000262	<T	0.00010	mg/L		29-APR-21	R5442830
Copper (Cu)-Total	0.00140	<T	0.00050	mg/L		29-APR-21	R5442830
Iron (Fe)-Total	0.518		0.010	mg/L		29-APR-21	R5442830
Lead (Pb)-Total	0.00032	<T	0.000050	mg/L		29-APR-21	R5442830
Lithium (Li)-Total	0.0018	<T	0.0010	mg/L		29-APR-21	R5442830
Magnesium (Mg)-Total	5.05		0.0050	mg/L		29-APR-21	R5442830
Manganese (Mn)-Total	0.0287		0.00050	mg/L		29-APR-21	R5442830
Mercury (Hg)-Total	0.000005	<DL	0.000030	mg/L		29-APR-21	R5443310
Molybdenum (Mo)-Total	0.000200	<T	0.000050	mg/L		29-APR-21	R5442830
Nickel (Ni)-Total	0.00122	<T	0.00050	mg/L		29-APR-21	R5442830
Phosphorus (P)-Total	0.012	<DL	0.050	mg/L		29-APR-21	R5442830
Potassium (K)-Total	1.09		0.050	mg/L		29-APR-21	R5442830
Rubidium (Rb)-Total	0.00223		0.00020	mg/L		29-APR-21	R5442830
Selenium (Se)-Total	0.000122	<T	0.000050	mg/L		29-APR-21	R5442830
Silicon (Si)-Total	3.21		0.10	mg/L		29-APR-21	R5442830
Silver (Ag)-Total	0.0000110	<DL	0.000050	mg/L		29-APR-21	R5442830
Sodium (Na)-Total	2.64		0.050	mg/L		29-APR-21	R5442830
Strontium (Sr)-Total	0.0275		0.0010	mg/L		29-APR-21	R5442830
Sulfur (S)-Total	1.65		0.50	mg/L		29-APR-21	R5442830
Tellurium (Te)-Total	0.000020	<DL	0.00020	mg/L		29-APR-21	R5442830
Thallium (Tl)-Total	0.000009	<DL	0.000010	mg/L		29-APR-21	R5442830
Thorium (Th)-Total	0.000086	<DL	0.00010	mg/L		29-APR-21	R5442830
Tin (Sn)-Total	0.00003	<DL	0.00010	mg/L		29-APR-21	R5442830
Titanium (Ti)-Total	0.00964		0.00030	mg/L		29-APR-21	R5442830
Tungsten (W)-Total	0.000008	<DL	0.00010	mg/L		29-APR-21	R5442830
Uranium (U)-Total	0.000226	<T	0.000010	mg/L		29-APR-21	R5442830
Vanadium (V)-Total	0.00104	<T	0.00050	mg/L		29-APR-21	R5442830
Zinc (Zn)-Total	0.0032	<T	0.0030	mg/L		29-APR-21	R5442830
Zirconium (Zr)-Total	0.000404		0.00020	mg/L		29-APR-21	R5442830
Dissolved Metals							
Dissolved Metals Filtration Location	FIELD					28-APR-21	R5442163
Aluminum (Al)-Dissolved	0.0688		0.0050	mg/L		29-APR-21	R5443572
Antimony (Sb)-Dissolved	0.000050	<DL	0.00010	mg/L		29-APR-21	R5443572

* Refer to Referenced Information for Qualifiers (if any) and Methodology.

ALS ENVIRONMENTAL ANALYTICAL REPORT

Sample Details/Parameters	Result	Qualifier*	D.L.	Units	Extracted	Analyzed	Batch
L2579638-8 SW17_SW_20210420 Sampled By: Client on 20-APR-21 @ 10:40 Matrix: SW							
Dissolved Metals							
Arsenic (As)-Dissolved	0.000555	<T	0.00010	mg/L		29-APR-21	R5443572
Barium (Ba)-Dissolved	0.0132		0.00010	mg/L		29-APR-21	R5443572
Beryllium (Be)-Dissolved	0.000014	<DL	0.00010	mg/L		29-APR-21	R5443572
Bismuth (Bi)-Dissolved	0.000005	<DL	0.000050	mg/L		29-APR-21	R5443572
Boron (B)-Dissolved	0.008	<DL	0.010	mg/L		29-APR-21	R5443572
Cadmium (Cd)-Dissolved	0.0000078	<T	0.0000050	mg/L		29-APR-21	R5443572
Calcium (Ca)-Dissolved	12.6		0.050	mg/L		29-APR-21	R5443572
Cesium (Cs)-Dissolved	0.0000022	<DL	0.000010	mg/L		29-APR-21	R5443572
Chromium (Cr)-Dissolved	0.00026	<DL	0.00050	mg/L		29-APR-21	R5443572
Cobalt (Co)-Dissolved	0.000076	<DL	0.00010	mg/L		29-APR-21	R5443572
Copper (Cu)-Dissolved	0.00105	<T	0.00020	mg/L		29-APR-21	R5443572
Iron (Fe)-Dissolved	0.192		0.010	mg/L		29-APR-21	R5443572
Lead (Pb)-Dissolved	0.00008	<T	0.000050	mg/L		29-APR-21	R5443572
Lithium (Li)-Dissolved	0.0016	<T	0.0010	mg/L		29-APR-21	R5443572
Magnesium (Mg)-Dissolved	4.83		0.0050	mg/L		29-APR-21	R5443572
Manganese (Mn)-Dissolved	0.0108		0.00050	mg/L		29-APR-21	R5443572
Mercury (Hg)-Dissolved	<0.000005	<W	0.000030	mg/L		29-APR-21	R5443312
Molybdenum (Mo)-Dissolved	0.000190	<T	0.000050	mg/L		29-APR-21	R5443572
Nickel (Ni)-Dissolved	0.00086	<T	0.00050	mg/L		29-APR-21	R5443572
Phosphorus (P)-Dissolved	0.010	<DL	0.050	mg/L		29-APR-21	R5443572
Potassium (K)-Dissolved	1.03		0.050	mg/L		29-APR-21	R5443572
Rubidium (Rb)-Dissolved	0.00164		0.00020	mg/L		29-APR-21	R5443572
Selenium (Se)-Dissolved	0.000136	<T	0.000050	mg/L		29-APR-21	R5443572
Silicon (Si)-Dissolved	2.81		0.050	mg/L		29-APR-21	R5443572
Silver (Ag)-Dissolved	0.0000005	<DL	0.000050	mg/L		29-APR-21	R5443572
Sodium (Na)-Dissolved	2.73		0.050	mg/L		29-APR-21	R5443572
Strontium (Sr)-Dissolved	0.0267		0.0010	mg/L		29-APR-21	R5443572
Sulfur (S)-Dissolved	1.45		0.50	mg/L		29-APR-21	R5443572
Tellurium (Te)-Dissolved	0.000005	<DL	0.00020	mg/L		29-APR-21	R5443572
Thallium (Tl)-Dissolved	0.000003	<DL	0.000010	mg/L		29-APR-21	R5443572
Thorium (Th)-Dissolved	0.000074	<DL	0.00010	mg/L		29-APR-21	R5443572
Tin (Sn)-Dissolved	<0.00001	<W	0.00010	mg/L		29-APR-21	R5443572
Titanium (Ti)-Dissolved	0.00296		0.00030	mg/L		29-APR-21	R5443572
Tungsten (W)-Dissolved	<0.000002	<W	0.00010	mg/L		29-APR-21	R5443572
Uranium (U)-Dissolved	0.000178	<T	0.000010	mg/L		29-APR-21	R5443572
Vanadium (V)-Dissolved	0.00050	<T	0.00050	mg/L		29-APR-21	R5443572
Zinc (Zn)-Dissolved	0.0016	<T	0.0010	mg/L		29-APR-21	R5443572
Zirconium (Zr)-Dissolved	0.000312		0.00020	mg/L		29-APR-21	R5443572
Aggregate Organics							
Biochemical Oxygen Demand	<2.0		2.0	mg/L		23-APR-21	R5442602
COD	58		10	mg/L		29-APR-21	R5443881

* Refer to Referenced Information for Qualifiers (if any) and Methodology.

ALS ENVIRONMENTAL ANALYTICAL REPORT

Sample Details/Parameters	Result	Qualifier*	D.L.	Units	Extracted	Analyzed	Batch
L2579638-8 SW17_SW_20210420 Sampled By: Client on 20-APR-21 @ 10:40 Matrix: SW							
Aggregate Organics							
Oil and Grease, Total	0.4	<DL	1.0	mg/L	29-APR-21	29-APR-21	R5450037
Report Remarks : Parameter Exceeded Recommended Holding Time Prior to Analysis							
L2579638-9 SW20_SW_20210420 Sampled By: Client on 21-APR-21 @ 07:00 Matrix: SW							
Field Tests							
Dissolved Oxygen, Client Supplied	8.95		0	mg/L		23-APR-21	R5440516
pH, Client Supplied	7.46		0.10	pH		29-APR-21	R5443388
Temperature, Client	3.3		-50	Deg. C		29-APR-21	R5443388
Physical Tests							
Color, True	105		2.0	CU		23-APR-21	R5440519
Conductivity (EC)	248		1.0	uS/cm		23-APR-21	R5440646
Hardness (as CaCO3)	117		0.50	mg/L		30-APR-21	
pH	7.82		0.10	pH		23-APR-21	R5440646
Total Suspended Solids	0.5	<DL	3.0	mg/L		27-APR-21	R5442346
Total Dissolved Solids	186		20	mg/L		27-APR-21	R5442592
Turbidity	3.06		0.10	NTU		23-APR-21	R5440388
Anions and Nutrients							
Acidity (as CaCO3)	0.4	<DL	2.0	mg/L		24-APR-21	R5441023
Alkalinity, Total (as CaCO3)	85.8		2.0	mg/L		23-APR-21	R5440646
Unionized ammonia	0.000077		0.000076	mg/L		05-MAY-21	
Ammonia, Total (as N)	0.020	<T	0.020	mg/L		04-MAY-21	R5448016
Chloride (Cl)	18.6		0.10	mg/L	26-APR-21	27-APR-21	R5442422
Fluoride (F)	0.055		0.020	mg/L	26-APR-21	27-APR-21	R5442422
Nitrate (as N)	<0.002	<W	0.020	mg/L		27-APR-21	R5442422
Nitrite (as N)	<0.001	<W	0.010	mg/L		27-APR-21	R5442422
Total Kjeldahl Nitrogen	0.90		0.18	mg/L	30-APR-21	03-MAY-21	R5445817
Orthophosphate-Dissolved (as P)	0.0037		0.0030	mg/L		28-APR-21	R5442388
Sulfate (SO4)	9.55		0.30	mg/L		27-APR-21	R5442422
Cyanides							
Cyanide, Weak Acid Diss	0.0006	<DL	0.0020	mg/L		27-APR-21	R5442238
Cyanide, Total	0.0010	<DL	0.0020	mg/L		27-APR-21	R5442238
Cyanide, Free	0.0005	<DL	0.0020	mg/L		27-APR-21	R5442238
Organic / Inorganic Carbon							
Dissolved Organic Carbon	26.4	DLM	2.5	mg/L	22-APR-21	28-APR-21	R5442995
Total Organic Carbon	29.5	DLM	2.5	mg/L		29-APR-21	R5443755
Total Metals							
Aluminum (Al)-Total	0.174		0.0050	mg/L		28-APR-21	R5442830
Antimony (Sb)-Total	0.000060	<DL	0.00010	mg/L		28-APR-21	R5442830
Arsenic (As)-Total	0.000605	<T	0.00010	mg/L		28-APR-21	R5442830
Barium (Ba)-Total	0.0153		0.00010	mg/L		28-APR-21	R5442830
Beryllium (Be)-Total	0.000014	<DL	0.00010	mg/L		28-APR-21	R5442830
Bismuth (Bi)-Total	0.000005	<DL	0.000050	mg/L		28-APR-21	R5442830

* Refer to Referenced Information for Qualifiers (if any) and Methodology.

ALS ENVIRONMENTAL ANALYTICAL REPORT

Sample Details/Parameters	Result	Qualifier*	D.L.	Units	Extracted	Analyzed	Batch
L2579638-9 SW20_SW_20210420 Sampled By: Client on 21-APR-21 @ 07:00 Matrix: SW							
Total Metals							
Boron (B)-Total	0.014	<T	0.010	mg/L		28-APR-21	R5442830
Cadmium (Cd)-Total	0.0000056	<T	0.0000050	mg/L		28-APR-21	R5442830
Calcium (Ca)-Total	26.1		0.050	mg/L		28-APR-21	R5442830
Cesium (Cs)-Total	0.0000164		0.000010	mg/L		28-APR-21	R5442830
Chromium (Cr)-Total	0.00046	<DL	0.00050	mg/L		28-APR-21	R5442830
Cobalt (Co)-Total	0.000124	<T	0.00010	mg/L		28-APR-21	R5442830
Copper (Cu)-Total	0.00115	<T	0.00050	mg/L		28-APR-21	R5442830
Iron (Fe)-Total	0.264		0.010	mg/L		28-APR-21	R5442830
Lead (Pb)-Total	0.00008	<T	0.000050	mg/L		28-APR-21	R5442830
Lithium (Li)-Total	0.0040	<T	0.0010	mg/L		28-APR-21	R5442830
Magnesium (Mg)-Total	10.9		0.0050	mg/L		28-APR-21	R5442830
Manganese (Mn)-Total	0.00868		0.00050	mg/L		28-APR-21	R5442830
Mercury (Hg)-Total	<0.000005	<W	0.000030	mg/L		29-APR-21	R5443310
Molybdenum (Mo)-Total	0.000475	<T	0.000050	mg/L		28-APR-21	R5442830
Nickel (Ni)-Total	0.00122	<T	0.00050	mg/L		28-APR-21	R5442830
Phosphorus (P)-Total	0.012	<DL	0.050	mg/L		28-APR-21	R5442830
Potassium (K)-Total	1.54		0.050	mg/L		28-APR-21	R5442830
Rubidium (Rb)-Total	0.00138		0.00020	mg/L		28-APR-21	R5442830
Selenium (Se)-Total	0.000118	<T	0.000050	mg/L		28-APR-21	R5442830
Silicon (Si)-Total	2.69		0.10	mg/L		28-APR-21	R5442830
Silver (Ag)-Total	0.0000070	<DL	0.000050	mg/L		28-APR-21	R5442830
Sodium (Na)-Total	10.1		0.050	mg/L		28-APR-21	R5442830
Strontium (Sr)-Total	0.0618		0.0010	mg/L		28-APR-21	R5442830
Sulfur (S)-Total	3.85		0.50	mg/L		28-APR-21	R5442830
Tellurium (Te)-Total	0.000015	<DL	0.00020	mg/L		28-APR-21	R5442830
Thallium (Tl)-Total	0.000004	<DL	0.000010	mg/L		28-APR-21	R5442830
Thorium (Th)-Total	0.000042	<DL	0.00010	mg/L		28-APR-21	R5442830
Tin (Sn)-Total	0.00002	<DL	0.00010	mg/L		28-APR-21	R5442830
Titanium (Ti)-Total	<0.0060	DLUI	0.0060	mg/L		28-APR-21	R5442830
Tungsten (W)-Total	0.000006	<DL	0.00010	mg/L		28-APR-21	R5442830
Uranium (U)-Total	0.000414	<T	0.000010	mg/L		28-APR-21	R5442830
Vanadium (V)-Total	0.00088	<T	0.00050	mg/L		28-APR-21	R5442830
Zinc (Zn)-Total	0.0028	<DL	0.0030	mg/L		28-APR-21	R5442830
Zirconium (Zr)-Total	0.000352		0.00020	mg/L		28-APR-21	R5442830
Dissolved Metals							
Dissolved Metals Filtration Location	FIELD					28-APR-21	R5442163
Aluminum (Al)-Dissolved	0.0320		0.0050	mg/L		29-APR-21	R5443572
Antimony (Sb)-Dissolved	0.000065	<DL	0.00010	mg/L		29-APR-21	R5443572
Arsenic (As)-Dissolved	0.000595	<T	0.00010	mg/L		29-APR-21	R5443572
Barium (Ba)-Dissolved	0.0145		0.00010	mg/L		29-APR-21	R5443572
Beryllium (Be)-Dissolved	0.000008	<DL	0.00010	mg/L		29-APR-21	R5443572

* Refer to Referenced Information for Qualifiers (if any) and Methodology.

ALS ENVIRONMENTAL ANALYTICAL REPORT

Sample Details/Parameters	Result	Qualifier*	D.L.	Units	Extracted	Analyzed	Batch
L2579638-9 SW20_SW_20210420 Sampled By: Client on 21-APR-21 @ 07:00 Matrix: SW							
Dissolved Metals							
Bismuth (Bi)-Dissolved	<0.000005	<W	0.000050	mg/L		29-APR-21	R5443572
Boron (B)-Dissolved	0.012		0.010	mg/L		29-APR-21	R5443572
Cadmium (Cd)-Dissolved	0.0000048	<DL	0.0000050	mg/L		29-APR-21	R5443572
Calcium (Ca)-Dissolved	27.0		0.050	mg/L		29-APR-21	R5443572
Cesium (Cs)-Dissolved	0.0000014	<DL	0.000010	mg/L		29-APR-21	R5443572
Chromium (Cr)-Dissolved	0.00020	<DL	0.00050	mg/L		29-APR-21	R5443572
Cobalt (Co)-Dissolved	0.000090	<DL	0.00010	mg/L		29-APR-21	R5443572
Copper (Cu)-Dissolved	0.00100	<T	0.00020	mg/L		29-APR-21	R5443572
Iron (Fe)-Dissolved	0.136		0.010	mg/L		29-APR-21	R5443572
Lead (Pb)-Dissolved	0.00004	<DL	0.000050	mg/L		29-APR-21	R5443572
Lithium (Li)-Dissolved	0.0038	<T	0.0010	mg/L		29-APR-21	R5443572
Magnesium (Mg)-Dissolved	12.1		0.0050	mg/L		29-APR-21	R5443572
Manganese (Mn)-Dissolved	0.00748		0.00050	mg/L		29-APR-21	R5443572
Mercury (Hg)-Dissolved	<0.000005	<W	0.000030	mg/L		29-APR-21	R5443312
Molybdenum (Mo)-Dissolved	0.000455	<T	0.000050	mg/L		29-APR-21	R5443572
Nickel (Ni)-Dissolved	0.00116	<T	0.00050	mg/L		29-APR-21	R5443572
Phosphorus (P)-Dissolved	0.008	<DL	0.050	mg/L		29-APR-21	R5443572
Potassium (K)-Dissolved	1.39		0.050	mg/L		29-APR-21	R5443572
Rubidium (Rb)-Dissolved	0.00111		0.00020	mg/L		29-APR-21	R5443572
Selenium (Se)-Dissolved	0.000144	<T	0.000050	mg/L		29-APR-21	R5443572
Silicon (Si)-Dissolved	2.53		0.050	mg/L		29-APR-21	R5443572
Silver (Ag)-Dissolved	0.0000005	<DL	0.000050	mg/L		29-APR-21	R5443572
Sodium (Na)-Dissolved	10.4		0.050	mg/L		29-APR-21	R5443572
Strontium (Sr)-Dissolved	0.0639		0.0010	mg/L		29-APR-21	R5443572
Sulfur (S)-Dissolved	3.95		0.50	mg/L		29-APR-21	R5443572
Tellurium (Te)-Dissolved	<0.000005	<W	0.00020	mg/L		29-APR-21	R5443572
Thallium (Tl)-Dissolved	0.000002	<DL	0.000010	mg/L		29-APR-21	R5443572
Thorium (Th)-Dissolved	0.000044	<DL	0.00010	mg/L		29-APR-21	R5443572
Tin (Sn)-Dissolved	<0.00001	<W	0.00010	mg/L		29-APR-21	R5443572
Titanium (Ti)-Dissolved	0.00220		0.00030	mg/L		29-APR-21	R5443572
Tungsten (W)-Dissolved	<0.000002	<W	0.00010	mg/L		29-APR-21	R5443572
Uranium (U)-Dissolved	0.000427	<T	0.000010	mg/L		29-APR-21	R5443572
Vanadium (V)-Dissolved	0.00050	<T	0.00050	mg/L		29-APR-21	R5443572
Zinc (Zn)-Dissolved	0.0022	<T	0.0010	mg/L		29-APR-21	R5443572
Zirconium (Zr)-Dissolved	0.000352		0.00020	mg/L		29-APR-21	R5443572
Aggregate Organics							
Biochemical Oxygen Demand	<2.0		2.0	mg/L		23-APR-21	R5442602
COD	67		10	mg/L		29-APR-21	R5443881
Oil and Grease, Total	0.2	<DL	1.0	mg/L	29-APR-21	29-APR-21	R5443591
Radiological Parameters							
Ra-226	<0.01	<DL	0.010	Bq/L		17-MAY-21	R5460087

* Refer to Referenced Information for Qualifiers (if any) and Methodology.

ALS ENVIRONMENTAL ANALYTICAL REPORT

Sample Details/Parameters	Result	Qualifier*	D.L.	Units	Extracted	Analyzed	Batch
L2579638-10 SW21A_SW_20210420 Sampled By: Client on 21-APR-21 @ 10:50 Matrix: SW							
Field Tests							
Dissolved Oxygen, Client Supplied	10.83		0	mg/L		23-APR-21	R5440516
pH, Client Supplied	7.42		0.10	pH		29-APR-21	R5443388
Temperature, Client	4.4		-50	Deg. C		29-APR-21	R5443388
Physical Tests							
Color, True	93.1		2.0	CU		23-APR-21	R5440519
Conductivity (EC)	298		1.0	uS/cm		23-APR-21	R5440646
Hardness (as CaCO3)	156		0.50	mg/L		30-APR-21	
pH	7.95		0.10	pH		23-APR-21	R5440646
Total Suspended Solids	2.0	<DL	3.0	mg/L		27-APR-21	R5442346
Total Dissolved Solids	210		20	mg/L		27-APR-21	R5442592
Turbidity	2.01		0.10	NTU		23-APR-21	R5440388
Anions and Nutrients							
Acidity (as CaCO3)	<0.2	<W	2.0	mg/L		24-APR-21	R5441023
Alkalinity, Total (as CaCO3)	111		2.0	mg/L		23-APR-21	R5440646
Unionized ammonia	<0.000076		0.000076	mg/L		04-MAY-21	
Ammonia, Total (as N)	0.016	<DL	0.020	mg/L		04-MAY-21	R5448016
Chloride (Cl)	13.9		0.10	mg/L	26-APR-21	27-APR-21	R5442422
Fluoride (F)	0.059		0.020	mg/L	26-APR-21	27-APR-21	R5442422
Nitrate (as N)	<0.002	<W	0.020	mg/L		27-APR-21	R5442422
Nitrite (as N)	<0.001	<W	0.010	mg/L		27-APR-21	R5442422
Total Kjeldahl Nitrogen	0.90		0.18	mg/L	03-MAY-21	03-MAY-21	R5445817
Orthophosphate-Dissolved (as P)	0.0065		0.0030	mg/L		28-APR-21	R5442388
Sulfate (SO4)	22.3		0.30	mg/L		27-APR-21	R5442422
Cyanides							
Cyanide, Weak Acid Diss	0.0003	<DL	0.0020	mg/L		27-APR-21	R5442238
Cyanide, Total	0.0004	<DL	0.0020	mg/L		27-APR-21	R5442238
Cyanide, Free	0.0003	<DL	0.0020	mg/L		27-APR-21	R5442238
Organic / Inorganic Carbon							
Dissolved Organic Carbon	27.0	DLM	2.5	mg/L	22-APR-21	28-APR-21	R5442995
Total Organic Carbon	26.8	DLM	2.5	mg/L		29-APR-21	R5443755
Total Metals							
Aluminum (Al)-Total	0.0922		0.0050	mg/L		28-APR-21	R5442830
Antimony (Sb)-Total	0.000130	<T	0.00010	mg/L		28-APR-21	R5442830
Arsenic (As)-Total	0.000750	<T	0.00010	mg/L		28-APR-21	R5442830
Barium (Ba)-Total	0.0184		0.00010	mg/L		28-APR-21	R5442830
Beryllium (Be)-Total	0.000014	<DL	0.00010	mg/L		28-APR-21	R5442830
Bismuth (Bi)-Total	<0.000005	<W	0.000050	mg/L		28-APR-21	R5442830
Boron (B)-Total	0.018	<T	0.010	mg/L		28-APR-21	R5442830
Cadmium (Cd)-Total	0.0000054	<T	0.0000050	mg/L		28-APR-21	R5442830
Calcium (Ca)-Total	35.5		0.050	mg/L		28-APR-21	R5442830
Cesium (Cs)-Total	0.0000112		0.000010	mg/L		28-APR-21	R5442830
Chromium (Cr)-Total	0.00030	<DL	0.00050	mg/L		28-APR-21	R5442830

* Refer to Referenced Information for Qualifiers (if any) and Methodology.

ALS ENVIRONMENTAL ANALYTICAL REPORT

Sample Details/Parameters	Result	Qualifier*	D.L.	Units	Extracted	Analyzed	Batch
L2579638-10 SW21A_SW_20210420 Sampled By: Client on 21-APR-21 @ 10:50 Matrix: SW							
Total Metals							
Cobalt (Co)-Total	0.000148	<T	0.00010	mg/L		28-APR-21	R5442830
Copper (Cu)-Total	0.00105	<T	0.00050	mg/L		28-APR-21	R5442830
Iron (Fe)-Total	0.232		0.010	mg/L		28-APR-21	R5442830
Lead (Pb)-Total	0.00006	<T	0.000050	mg/L		28-APR-21	R5442830
Lithium (Li)-Total	0.0058	<T	0.0010	mg/L		28-APR-21	R5442830
Magnesium (Mg)-Total	14.5		0.0050	mg/L		28-APR-21	R5442830
Manganese (Mn)-Total	0.0263		0.00050	mg/L		28-APR-21	R5442830
Mercury (Hg)-Total	<0.000005	<W	0.000030	mg/L		29-APR-21	R5443310
Molybdenum (Mo)-Total	0.000915	<T	0.000050	mg/L		28-APR-21	R5442830
Nickel (Ni)-Total	0.00112	<T	0.00050	mg/L		28-APR-21	R5442830
Phosphorus (P)-Total	0.016	<DL	0.050	mg/L		28-APR-21	R5442830
Potassium (K)-Total	2.50		0.050	mg/L		28-APR-21	R5442830
Rubidium (Rb)-Total	0.00167		0.00020	mg/L		28-APR-21	R5442830
Selenium (Se)-Total	0.000184	<T	0.000050	mg/L		28-APR-21	R5442830
Silicon (Si)-Total	2.09		0.10	mg/L		28-APR-21	R5442830
Silver (Ag)-Total	0.0000045	<DL	0.000050	mg/L		28-APR-21	R5442830
Sodium (Na)-Total	7.39		0.050	mg/L		28-APR-21	R5442830
Strontium (Sr)-Total	0.0916		0.0010	mg/L		28-APR-21	R5442830
Sulfur (S)-Total	8.65		0.50	mg/L		28-APR-21	R5442830
Tellurium (Te)-Total	0.000035	<DL	0.00020	mg/L		28-APR-21	R5442830
Thallium (Tl)-Total	<0.000001	<W	0.000010	mg/L		28-APR-21	R5442830
Thorium (Th)-Total	0.000032	<DL	0.00010	mg/L		28-APR-21	R5442830
Tin (Sn)-Total	0.00002	<DL	0.00010	mg/L		28-APR-21	R5442830
Titanium (Ti)-Total	0.00332		0.00030	mg/L		28-APR-21	R5442830
Tungsten (W)-Total	0.000012	<DL	0.00010	mg/L		28-APR-21	R5442830
Uranium (U)-Total	0.000703	<T	0.000010	mg/L		28-APR-21	R5442830
Vanadium (V)-Total	0.00074	<T	0.00050	mg/L		28-APR-21	R5442830
Zinc (Zn)-Total	0.0010	<DL	0.0030	mg/L		28-APR-21	R5442830
Zirconium (Zr)-Total	0.000300		0.00020	mg/L		28-APR-21	R5442830
Dissolved Metals							
Dissolved Metals Filtration Location	FIELD					28-APR-21	R5442163
Aluminum (Al)-Dissolved	0.0176	<T	0.0050	mg/L		29-APR-21	R5443572
Antimony (Sb)-Dissolved	0.000125	<T	0.00010	mg/L		29-APR-21	R5443572
Arsenic (As)-Dissolved	0.000725	<T	0.00010	mg/L		29-APR-21	R5443572
Barium (Ba)-Dissolved	0.0193		0.00010	mg/L		29-APR-21	R5443572
Beryllium (Be)-Dissolved	0.000010	<DL	0.00010	mg/L		29-APR-21	R5443572
Bismuth (Bi)-Dissolved	<0.000005	<W	0.000050	mg/L		29-APR-21	R5443572
Boron (B)-Dissolved	0.016		0.010	mg/L		29-APR-21	R5443572
Cadmium (Cd)-Dissolved	0.0000026	<DL	0.0000050	mg/L		29-APR-21	R5443572
Calcium (Ca)-Dissolved	34.6		0.050	mg/L		29-APR-21	R5443572
Cesium (Cs)-Dissolved	0.0000014	<DL	0.000010	mg/L		29-APR-21	R5443572

* Refer to Referenced Information for Qualifiers (if any) and Methodology.

ALS ENVIRONMENTAL ANALYTICAL REPORT

Sample Details/Parameters	Result	Qualifier*	D.L.	Units	Extracted	Analyzed	Batch
L2579638-10 SW21A_SW_20210420 Sampled By: Client on 21-APR-21 @ 10:50 Matrix: SW							
Dissolved Metals							
Chromium (Cr)-Dissolved	0.00018	<DL	0.00050	mg/L		29-APR-21	R5443572
Cobalt (Co)-Dissolved	0.000120	<T	0.00010	mg/L		29-APR-21	R5443572
Copper (Cu)-Dissolved	0.00100	<T	0.00020	mg/L		29-APR-21	R5443572
Iron (Fe)-Dissolved	0.142		0.010	mg/L		29-APR-21	R5443572
Lead (Pb)-Dissolved	0.00002	<DL	0.000050	mg/L		29-APR-21	R5443572
Lithium (Li)-Dissolved	0.0054	<T	0.0010	mg/L		29-APR-21	R5443572
Magnesium (Mg)-Dissolved	17.0		0.0050	mg/L		29-APR-21	R5443572
Manganese (Mn)-Dissolved	0.0238		0.00050	mg/L		29-APR-21	R5443572
Mercury (Hg)-Dissolved	<0.000005	<W	0.000030	mg/L		29-APR-21	R5443312
Molybdenum (Mo)-Dissolved	0.000860	<T	0.000050	mg/L		29-APR-21	R5443572
Nickel (Ni)-Dissolved	0.00120	<T	0.00050	mg/L		29-APR-21	R5443572
Phosphorus (P)-Dissolved	0.022	<DL	0.050	mg/L		29-APR-21	R5443572
Potassium (K)-Dissolved	2.22		0.050	mg/L		29-APR-21	R5443572
Rubidium (Rb)-Dissolved	0.00157		0.00020	mg/L		29-APR-21	R5443572
Selenium (Se)-Dissolved	0.000176	<T	0.000050	mg/L		29-APR-21	R5443572
Silicon (Si)-Dissolved	2.03		0.050	mg/L		29-APR-21	R5443572
Silver (Ag)-Dissolved	0.0000010	<DL	0.000050	mg/L		29-APR-21	R5443572
Sodium (Na)-Dissolved	8.05		0.050	mg/L		29-APR-21	R5443572
Strontium (Sr)-Dissolved	0.0918		0.0010	mg/L		29-APR-21	R5443572
Sulfur (S)-Dissolved	8.60		0.50	mg/L		29-APR-21	R5443572
Tellurium (Te)-Dissolved	0.000005	<DL	0.00020	mg/L		29-APR-21	R5443572
Thallium (Tl)-Dissolved	0.000002	<DL	0.000010	mg/L		29-APR-21	R5443572
Thorium (Th)-Dissolved	0.000034	<DL	0.00010	mg/L		29-APR-21	R5443572
Tin (Sn)-Dissolved	<0.00001	<W	0.00010	mg/L		29-APR-21	R5443572
Titanium (Ti)-Dissolved	0.00140		0.00030	mg/L		29-APR-21	R5443572
Tungsten (W)-Dissolved	0.000006	<DL	0.00010	mg/L		29-APR-21	R5443572
Uranium (U)-Dissolved	0.000707	<T	0.000010	mg/L		29-APR-21	R5443572
Vanadium (V)-Dissolved	0.00052	<T	0.00050	mg/L		29-APR-21	R5443572
Zinc (Zn)-Dissolved	0.0010	<T	0.0010	mg/L		29-APR-21	R5443572
Zirconium (Zr)-Dissolved	0.000292	<T	0.00020	mg/L		29-APR-21	R5443572
Aggregate Organics							
Biochemical Oxygen Demand	<2.0		2.0	mg/L		23-APR-21	R5442602
COD	63		10	mg/L		29-APR-21	R5443881
Oil and Grease, Total	<0.2	<W	1.0	mg/L	29-APR-21	29-APR-21	R5443591
L2579638-11 SW22A_SW_20210420 Sampled By: Client on 21-APR-21 @ 11:30 Matrix: SW							
Field Tests							
Dissolved Oxygen, Client Supplied	11.83		0	mg/L		23-APR-21	R5440516
pH, Client Supplied	7.42		0.10	pH		29-APR-21	R5443388
Temperature, Client	4.4		-50	Deg. C		29-APR-21	R5443388
Physical Tests							

* Refer to Referenced Information for Qualifiers (if any) and Methodology.

ALS ENVIRONMENTAL ANALYTICAL REPORT

Sample Details/Parameters	Result	Qualifier*	D.L.	Units	Extracted	Analyzed	Batch
L2579638-11 SW22A_SW_20210420 Sampled By: Client on 21-APR-21 @ 11:30 Matrix: SW							
Physical Tests							
Color, True	86.7		2.0	CU		23-APR-21	R5440519
Conductivity (EC)	305		1.0	uS/cm		23-APR-21	R5440646
Hardness (as CaCO3)	164		0.50	mg/L		30-APR-21	
pH	7.99		0.10	pH		23-APR-21	R5440646
Total Suspended Solids	2.5	<DL	3.0	mg/L		27-APR-21	R5442346
Total Dissolved Solids	200		20	mg/L		27-APR-21	R5442592
Turbidity	2.69		0.10	NTU		23-APR-21	R5440418
Anions and Nutrients							
Acidity (as CaCO3)	0.6	<DL	2.0	mg/L		24-APR-21	R5441023
Alkalinity, Total (as CaCO3)	117		2.0	mg/L		23-APR-21	R5440646
Unionized ammonia	<0.000076		0.000076	mg/L		04-MAY-21	
Ammonia, Total (as N)	0.018	<DL	0.020	mg/L		04-MAY-21	R5448016
Chloride (Cl)	13.3		0.10	mg/L	26-APR-21	27-APR-21	R5442422
Fluoride (F)	0.078		0.020	mg/L	26-APR-21	27-APR-21	R5442422
Nitrate (as N)	<0.002	<W	0.020	mg/L		27-APR-21	R5442422
Nitrite (as N)	<0.001	<W	0.010	mg/L		27-APR-21	R5442422
Total Kjeldahl Nitrogen	0.90		0.18	mg/L	03-MAY-21	03-MAY-21	R5445817
Orthophosphate-Dissolved (as P)	0.0043		0.0030	mg/L		28-APR-21	R5442388
Sulfate (SO4)	21.5		0.30	mg/L		27-APR-21	R5442422
Cyanides							
Cyanide, Weak Acid Diss	0.0008	<DL	0.0020	mg/L		27-APR-21	R5442238
Cyanide, Total	0.0010	<DL	0.0020	mg/L		27-APR-21	R5442238
Cyanide, Free	0.0005	<DL	0.0020	mg/L		27-APR-21	R5442238
Organic / Inorganic Carbon							
Dissolved Organic Carbon	26.4	DLM	2.5	mg/L	22-APR-21	28-APR-21	R5442995
Total Organic Carbon	28.3	DLM	2.5	mg/L		29-APR-21	R5443755
Total Metals							
Aluminum (Al)-Total	0.115		0.0050	mg/L		28-APR-21	R5442830
Antimony (Sb)-Total	0.000125	<T	0.00010	mg/L		28-APR-21	R5442830
Arsenic (As)-Total	0.000725	<T	0.00010	mg/L		28-APR-21	R5442830
Barium (Ba)-Total	0.0187		0.00010	mg/L		28-APR-21	R5442830
Beryllium (Be)-Total	0.000010	<DL	0.00010	mg/L		28-APR-21	R5442830
Bismuth (Bi)-Total	0.000005	<DL	0.000050	mg/L		28-APR-21	R5442830
Boron (B)-Total	0.018	<T	0.010	mg/L		28-APR-21	R5442830
Cadmium (Cd)-Total	0.0000054	<T	0.0000050	mg/L		28-APR-21	R5442830
Calcium (Ca)-Total	35.3		0.050	mg/L		28-APR-21	R5442830
Cesium (Cs)-Total	0.0000124		0.000010	mg/L		28-APR-21	R5442830
Chromium (Cr)-Total	0.00034	<DL	0.00050	mg/L		28-APR-21	R5442830
Cobalt (Co)-Total	0.000146	<T	0.00010	mg/L		28-APR-21	R5442830
Copper (Cu)-Total	0.00120	<T	0.00050	mg/L		28-APR-21	R5442830
Iron (Fe)-Total	0.225		0.010	mg/L		28-APR-21	R5442830
Lead (Pb)-Total	0.00008	<T	0.000050	mg/L		28-APR-21	R5442830

* Refer to Referenced Information for Qualifiers (if any) and Methodology.

ALS ENVIRONMENTAL ANALYTICAL REPORT

Sample Details/Parameters	Result	Qualifier*	D.L.	Units	Extracted	Analyzed	Batch
L2579638-11 SW22A_SW_20210420 Sampled By: Client on 21-APR-21 @ 11:30 Matrix: SW							
Total Metals							
Lithium (Li)-Total	0.0054	<T	0.0010	mg/L		28-APR-21	R5442830
Magnesium (Mg)-Total	14.3		0.0050	mg/L		28-APR-21	R5442830
Manganese (Mn)-Total	0.0223		0.00050	mg/L		28-APR-21	R5442830
Mercury (Hg)-Total	<0.000005	<W	0.000030	mg/L		29-APR-21	R5443310
Molybdenum (Mo)-Total	0.000885	<T	0.000050	mg/L		28-APR-21	R5442830
Nickel (Ni)-Total	0.00118	<T	0.00050	mg/L		28-APR-21	R5442830
Phosphorus (P)-Total	0.018	<DL	0.050	mg/L		28-APR-21	R5442830
Potassium (K)-Total	2.49		0.050	mg/L		28-APR-21	R5442830
Rubidium (Rb)-Total	0.00164		0.00020	mg/L		28-APR-21	R5442830
Selenium (Se)-Total	0.000158	<T	0.000050	mg/L		28-APR-21	R5442830
Silicon (Si)-Total	2.15		0.10	mg/L		28-APR-21	R5442830
Silver (Ag)-Total	0.0000050	<DL	0.000050	mg/L		28-APR-21	R5442830
Sodium (Na)-Total	7.21		0.050	mg/L		28-APR-21	R5442830
Strontium (Sr)-Total	0.0911		0.0010	mg/L		28-APR-21	R5442830
Sulfur (S)-Total	8.45		0.50	mg/L		28-APR-21	R5442830
Tellurium (Te)-Total	0.000020	<DL	0.00020	mg/L		28-APR-21	R5442830
Thallium (Tl)-Total	0.000004	<DL	0.000010	mg/L		28-APR-21	R5442830
Thorium (Th)-Total	0.000036	<DL	0.00010	mg/L		28-APR-21	R5442830
Tin (Sn)-Total	0.00004	<DL	0.00010	mg/L		28-APR-21	R5442830
Titanium (Ti)-Total	0.00424		0.00030	mg/L		28-APR-21	R5442830
Tungsten (W)-Total	0.000010	<DL	0.00010	mg/L		28-APR-21	R5442830
Uranium (U)-Total	0.000884	<T	0.000010	mg/L		28-APR-21	R5442830
Vanadium (V)-Total	0.00082	<T	0.00050	mg/L		28-APR-21	R5442830
Zinc (Zn)-Total	0.0014	<DL	0.0030	mg/L		28-APR-21	R5442830
Zirconium (Zr)-Total	0.000300		0.00020	mg/L		28-APR-21	R5442830
Dissolved Metals							
Dissolved Metals Filtration Location	FIELD					28-APR-21	R5442163
Aluminum (Al)-Dissolved	0.0176	<T	0.0050	mg/L		29-APR-21	R5443572
Antimony (Sb)-Dissolved	0.000135	<T	0.00010	mg/L		29-APR-21	R5443572
Arsenic (As)-Dissolved	0.000735	<T	0.00010	mg/L		29-APR-21	R5443572
Barium (Ba)-Dissolved	0.0195		0.00010	mg/L		29-APR-21	R5443572
Beryllium (Be)-Dissolved	0.000008	<DL	0.00010	mg/L		29-APR-21	R5443572
Bismuth (Bi)-Dissolved	<0.000005	<W	0.000050	mg/L		29-APR-21	R5443572
Boron (B)-Dissolved	0.016		0.010	mg/L		29-APR-21	R5443572
Cadmium (Cd)-Dissolved	0.0000042	<DL	0.0000050	mg/L		29-APR-21	R5443572
Calcium (Ca)-Dissolved	38.9		0.050	mg/L		29-APR-21	R5443572
Cesium (Cs)-Dissolved	0.0000010	<DL	0.000010	mg/L		29-APR-21	R5443572
Chromium (Cr)-Dissolved	0.00016	<DL	0.00050	mg/L		29-APR-21	R5443572
Cobalt (Co)-Dissolved	0.000118	<T	0.00010	mg/L		29-APR-21	R5443572
Copper (Cu)-Dissolved	0.00115	<T	0.00020	mg/L		29-APR-21	R5443572
Iron (Fe)-Dissolved	0.129		0.010	mg/L		29-APR-21	R5443572

* Refer to Referenced Information for Qualifiers (if any) and Methodology.

ALS ENVIRONMENTAL ANALYTICAL REPORT

Sample Details/Parameters	Result	Qualifier*	D.L.	Units	Extracted	Analyzed	Batch
L2579638-11 SW22A_SW_20210420 Sampled By: Client on 21-APR-21 @ 11:30 Matrix: SW							
Dissolved Metals							
Lead (Pb)-Dissolved	0.00004	<DL	0.000050	mg/L		29-APR-21	R5443572
Lithium (Li)-Dissolved	0.0054	<T	0.0010	mg/L		29-APR-21	R5443572
Magnesium (Mg)-Dissolved	16.2		0.0050	mg/L		29-APR-21	R5443572
Manganese (Mn)-Dissolved	0.0203		0.00050	mg/L		29-APR-21	R5443572
Mercury (Hg)-Dissolved	<0.000005	<W	0.000030	mg/L		29-APR-21	R5443312
Molybdenum (Mo)-Dissolved	0.000875	<T	0.000050	mg/L		29-APR-21	R5443572
Nickel (Ni)-Dissolved	0.00116	<T	0.00050	mg/L		29-APR-21	R5443572
Phosphorus (P)-Dissolved	0.022	<DL	0.050	mg/L		29-APR-21	R5443572
Potassium (K)-Dissolved	2.21		0.050	mg/L		29-APR-21	R5443572
Rubidium (Rb)-Dissolved	0.00153		0.00020	mg/L		29-APR-21	R5443572
Selenium (Se)-Dissolved	0.000158	<T	0.000050	mg/L		29-APR-21	R5443572
Silicon (Si)-Dissolved	2.02		0.050	mg/L		29-APR-21	R5443572
Silver (Ag)-Dissolved	0.0000005	<DL	0.000050	mg/L		29-APR-21	R5443572
Sodium (Na)-Dissolved	8.18		0.050	mg/L		29-APR-21	R5443572
Strontium (Sr)-Dissolved	0.0964		0.0010	mg/L		29-APR-21	R5443572
Sulfur (S)-Dissolved	8.55		0.50	mg/L		29-APR-21	R5443572
Tellurium (Te)-Dissolved	0.000015	<DL	0.00020	mg/L		29-APR-21	R5443572
Thallium (Tl)-Dissolved	0.000001	<DL	0.000010	mg/L		29-APR-21	R5443572
Thorium (Th)-Dissolved	0.000032	<DL	0.00010	mg/L		29-APR-21	R5443572
Tin (Sn)-Dissolved	<0.00001	<W	0.00010	mg/L		29-APR-21	R5443572
Titanium (Ti)-Dissolved	0.00136		0.00030	mg/L		29-APR-21	R5443572
Tungsten (W)-Dissolved	0.000004	<DL	0.00010	mg/L		29-APR-21	R5443572
Uranium (U)-Dissolved	0.000922	<T	0.000010	mg/L		29-APR-21	R5443572
Vanadium (V)-Dissolved	0.00052	<T	0.00050	mg/L		29-APR-21	R5443572
Zinc (Zn)-Dissolved	0.0016	<T	0.0010	mg/L		29-APR-21	R5443572
Zirconium (Zr)-Dissolved	0.000304		0.00020	mg/L		29-APR-21	R5443572
Aggregate Organics							
Biochemical Oxygen Demand	<2.0		2.0	mg/L		23-APR-21	R5442602
COD	61		10	mg/L		29-APR-21	R5443881
Oil and Grease, Total	2.0		1.0	mg/L	29-APR-21	29-APR-21	R5443591
Radiological Parameters							
Ra-226	<0.01	<DL	0.010	Bq/L		17-MAY-21	R5460087
L2579638-12 SW23_SW_20210420 Sampled By: Client on 20-APR-21 @ 12:00 Matrix: SW							
Field Tests							
Dissolved Oxygen, Client Supplied	10.67		0	mg/L		23-APR-21	R5440516
pH, Client Supplied	7.38		0.10	pH		29-APR-21	R5443388
Temperature, Client	4.3		-50	Deg. C		29-APR-21	R5443388
Physical Tests							
Color, True	145		2.0	CU		23-APR-21	R5440519
Conductivity (EC)	201		1.0	uS/cm		23-APR-21	R5440646

* Refer to Referenced Information for Qualifiers (if any) and Methodology.

ALS ENVIRONMENTAL ANALYTICAL REPORT

Sample Details/Parameters	Result	Qualifier*	D.L.	Units	Extracted	Analyzed	Batch
L2579638-12 SW23_SW_20210420 Sampled By: Client on 20-APR-21 @ 12:00 Matrix: SW							
Physical Tests							
Hardness (as CaCO3)	115		0.50	mg/L		30-APR-21	
pH	7.76		0.10	pH		23-APR-21	R5440646
Total Suspended Solids	6.0		3.0	mg/L		26-APR-21	R5441743
Total Dissolved Solids	174		20	mg/L		26-APR-21	R5441779
Turbidity	5.17		0.10	NTU		23-APR-21	R5440388
Anions and Nutrients							
Acidity (as CaCO3)	0.8	<DL	2.0	mg/L		24-APR-21	R5441023
Alkalinity, Total (as CaCO3)	83.6		2.0	mg/L		23-APR-21	R5440646
Unionized ammonia	<0.000068		0.000068	mg/L		05-MAY-21	
Ammonia, Total (as N)	0.020	<T	0.020	mg/L		04-MAY-21	R5448016
Chloride (Cl)	7.31		0.10	mg/L	23-APR-21	23-APR-21	R5441056
Fluoride (F)	0.033		0.020	mg/L	23-APR-21	23-APR-21	R5441056
Nitrate (as N)	0.088	<T	0.020	mg/L		23-APR-21	R5441056
Nitrite (as N)	0.001	<DL	0.010	mg/L		23-APR-21	R5441056
Total Kjeldahl Nitrogen	1.20		0.18	mg/L	03-MAY-21	03-MAY-21	R5445817
Orthophosphate-Dissolved (as P)	0.0057	PEHT	0.0030	mg/L		28-APR-21	R5442388
Sulfate (SO4)	11.6		0.30	mg/L		23-APR-21	R5441056
Cyanides							
Cyanide, Weak Acid Diss	0.0005	<DL	0.0020	mg/L		27-APR-21	R5442238
Cyanide, Total	0.0010	<DL	0.0020	mg/L		27-APR-21	R5442238
Cyanide, Free	0.0007	<DL	0.0020	mg/L		27-APR-21	R5442238
Organic / Inorganic Carbon							
Dissolved Organic Carbon	34.4	DLM	2.5	mg/L	22-APR-21	28-APR-21	R5442995
Total Organic Carbon	34.0	DLM	2.5	mg/L		29-APR-21	R5443755
Total Metals							
Aluminum (Al)-Total	0.253		0.0050	mg/L		28-APR-21	R5442830
Antimony (Sb)-Total	0.000075	<DL	0.00010	mg/L		28-APR-21	R5442830
Arsenic (As)-Total	0.000750	<T	0.00010	mg/L		28-APR-21	R5442830
Barium (Ba)-Total	0.0154		0.00010	mg/L		28-APR-21	R5442830
Beryllium (Be)-Total	0.000020	<DL	0.00010	mg/L		28-APR-21	R5442830
Bismuth (Bi)-Total	0.000005	<DL	0.000050	mg/L		28-APR-21	R5442830
Boron (B)-Total	0.012	<T	0.010	mg/L		28-APR-21	R5442830
Cadmium (Cd)-Total	0.0000112	<T	0.0000050	mg/L		28-APR-21	R5442830
Calcium (Ca)-Total	25.8		0.050	mg/L		28-APR-21	R5442830
Cesium (Cs)-Total	0.0000282		0.000010	mg/L		28-APR-21	R5442830
Chromium (Cr)-Total	0.00050	<T	0.00050	mg/L		28-APR-21	R5442830
Cobalt (Co)-Total	0.000226	<T	0.00010	mg/L		28-APR-21	R5442830
Copper (Cu)-Total	0.00130	<T	0.00050	mg/L		28-APR-21	R5442830
Iron (Fe)-Total	0.402		0.010	mg/L		28-APR-21	R5442830
Lead (Pb)-Total	0.00016	<T	0.000050	mg/L		28-APR-21	R5442830
Lithium (Li)-Total	0.0042	<T	0.0010	mg/L		28-APR-21	R5442830
Magnesium (Mg)-Total	10.5		0.0050	mg/L		28-APR-21	R5442830

* Refer to Referenced Information for Qualifiers (if any) and Methodology.

ALS ENVIRONMENTAL ANALYTICAL REPORT

Sample Details/Parameters	Result	Qualifier*	D.L.	Units	Extracted	Analyzed	Batch
L2579638-12 SW23_SW_20210420 Sampled By: Client on 20-APR-21 @ 12:00 Matrix: SW							
Total Metals							
Manganese (Mn)-Total	0.0322		0.00050	mg/L		28-APR-21	R5442830
Mercury (Hg)-Total	<0.000005	<W	0.000030	mg/L		29-APR-21	R5443310
Molybdenum (Mo)-Total	0.000465	<T	0.000050	mg/L		28-APR-21	R5442830
Nickel (Ni)-Total	0.00118	<T	0.00050	mg/L		28-APR-21	R5442830
Phosphorus (P)-Total	0.022	<DL	0.050	mg/L		28-APR-21	R5442830
Potassium (K)-Total	1.93		0.050	mg/L		28-APR-21	R5442830
Rubidium (Rb)-Total	0.00188		0.00020	mg/L		28-APR-21	R5442830
Selenium (Se)-Total	0.000140	<T	0.000050	mg/L		28-APR-21	R5442830
Silicon (Si)-Total	3.08		0.10	mg/L		28-APR-21	R5442830
Silver (Ag)-Total	0.0000085	<DL	0.000050	mg/L		28-APR-21	R5442830
Sodium (Na)-Total	3.77		0.050	mg/L		28-APR-21	R5442830
Strontium (Sr)-Total	0.0556		0.0010	mg/L		28-APR-21	R5442830
Sulfur (S)-Total	4.20		0.50	mg/L		28-APR-21	R5442830
Tellurium (Te)-Total	0.000015	<DL	0.00020	mg/L		28-APR-21	R5442830
Thallium (Tl)-Total	0.000004	<DL	0.000010	mg/L		28-APR-21	R5442830
Thorium (Th)-Total	0.000054	<DL	0.00010	mg/L		28-APR-21	R5442830
Tin (Sn)-Total	0.00002	<DL	0.00010	mg/L		28-APR-21	R5442830
Titanium (Ti)-Total	0.00812		0.00030	mg/L		28-APR-21	R5442830
Tungsten (W)-Total	0.000006	<DL	0.00010	mg/L		28-APR-21	R5442830
Uranium (U)-Total	0.000475	<T	0.000010	mg/L		28-APR-21	R5442830
Vanadium (V)-Total	0.00114	<T	0.00050	mg/L		28-APR-21	R5442830
Zinc (Zn)-Total	0.0018	<DL	0.0030	mg/L		28-APR-21	R5442830
Zirconium (Zr)-Total	0.000380		0.00020	mg/L		28-APR-21	R5442830
Dissolved Metals							
Dissolved Metals Filtration Location	FIELD					28-APR-21	R5442163
Aluminum (Al)-Dissolved	0.0514		0.0050	mg/L		29-APR-21	R5443572
Antimony (Sb)-Dissolved	0.000080	<DL	0.00010	mg/L		29-APR-21	R5443572
Arsenic (As)-Dissolved	0.000765	<T	0.00010	mg/L		29-APR-21	R5443572
Barium (Ba)-Dissolved	0.0150		0.00010	mg/L		29-APR-21	R5443572
Beryllium (Be)-Dissolved	0.000010	<DL	0.00010	mg/L		29-APR-21	R5443572
Bismuth (Bi)-Dissolved	<0.000005	<W	0.000050	mg/L		29-APR-21	R5443572
Boron (B)-Dissolved	0.012		0.010	mg/L		29-APR-21	R5443572
Cadmium (Cd)-Dissolved	0.0000078	<T	0.0000050	mg/L		29-APR-21	R5443572
Calcium (Ca)-Dissolved	26.0		0.050	mg/L		29-APR-21	R5443572
Cesium (Cs)-Dissolved	0.0000010	<DL	0.000010	mg/L		29-APR-21	R5443572
Chromium (Cr)-Dissolved	0.00016	<DL	0.00050	mg/L		29-APR-21	R5443572
Cobalt (Co)-Dissolved	0.000134	<T	0.00010	mg/L		29-APR-21	R5443572
Copper (Cu)-Dissolved	0.00115	<T	0.00020	mg/L		29-APR-21	R5443572
Iron (Fe)-Dissolved	0.202		0.010	mg/L		29-APR-21	R5443572
Lead (Pb)-Dissolved	0.00008	<T	0.000050	mg/L		29-APR-21	R5443572
Lithium (Li)-Dissolved	0.0038	<T	0.0010	mg/L		29-APR-21	R5443572

* Refer to Referenced Information for Qualifiers (if any) and Methodology.

ALS ENVIRONMENTAL ANALYTICAL REPORT

Sample Details/Parameters	Result	Qualifier*	D.L.	Units	Extracted	Analyzed	Batch
L2579638-12 SW23_SW_20210420 Sampled By: Client on 20-APR-21 @ 12:00 Matrix: SW							
Dissolved Metals							
Magnesium (Mg)-Dissolved	12.2		0.0050	mg/L		29-APR-21	R5443572
Manganese (Mn)-Dissolved	0.0269		0.00050	mg/L		29-APR-21	R5443572
Mercury (Hg)-Dissolved	<0.000005	<W	0.000030	mg/L		29-APR-21	R5443312
Molybdenum (Mo)-Dissolved	0.000450	<T	0.000050	mg/L		29-APR-21	R5443572
Nickel (Ni)-Dissolved	0.00112	<T	0.00050	mg/L		29-APR-21	R5443572
Phosphorus (P)-Dissolved	0.022	<DL	0.050	mg/L		29-APR-21	R5443572
Potassium (K)-Dissolved	1.70		0.050	mg/L		29-APR-21	R5443572
Rubidium (Rb)-Dissolved	0.00155		0.00020	mg/L		29-APR-21	R5443572
Selenium (Se)-Dissolved	0.000174	<T	0.000050	mg/L		29-APR-21	R5443572
Silicon (Si)-Dissolved	2.88		0.050	mg/L		29-APR-21	R5443572
Silver (Ag)-Dissolved	0.0000010	<DL	0.000050	mg/L		29-APR-21	R5443572
Sodium (Na)-Dissolved	4.24		0.050	mg/L		29-APR-21	R5443572
Strontium (Sr)-Dissolved	0.0564		0.0010	mg/L		29-APR-21	R5443572
Sulfur (S)-Dissolved	4.50		0.50	mg/L		29-APR-21	R5443572
Tellurium (Te)-Dissolved	0.000005	<DL	0.00020	mg/L		29-APR-21	R5443572
Thallium (Tl)-Dissolved	0.000001	<DL	0.000010	mg/L		29-APR-21	R5443572
Thorium (Th)-Dissolved	0.000038	<DL	0.00010	mg/L		29-APR-21	R5443572
Tin (Sn)-Dissolved	<0.00001	<W	0.00010	mg/L		29-APR-21	R5443572
Titanium (Ti)-Dissolved	0.00172		0.00030	mg/L		29-APR-21	R5443572
Tungsten (W)-Dissolved	<0.000002	<W	0.00010	mg/L		29-APR-21	R5443572
Uranium (U)-Dissolved	0.000477	<T	0.000010	mg/L		29-APR-21	R5443572
Vanadium (V)-Dissolved	0.00064	<T	0.00050	mg/L		29-APR-21	R5443572
Zinc (Zn)-Dissolved	0.0026	<T	0.0010	mg/L		29-APR-21	R5443572
Zirconium (Zr)-Dissolved	0.000288	<T	0.00020	mg/L		29-APR-21	R5443572
Aggregate Organics							
Biochemical Oxygen Demand	<2.0		2.0	mg/L		23-APR-21	R5442602
COD	88		10	mg/L		29-APR-21	R5443881
Oil and Grease, Total	<0.2	<W	1.0	mg/L	29-APR-21	29-APR-21	R5443591
Radiological Parameters							
Ra-226	<0.01	<DL	0.010	Bq/L		17-MAY-21	R5460087
Report Remarks : Parameter Exceeded Recommended Holding Time Prior to Analysis							
L2579638-13 SW24_SW_20210420 Sampled By: Client on 20-APR-21 @ 12:10 Matrix: SW							
Field Tests							
Dissolved Oxygen, Client Supplied	11.1		0	mg/L		23-APR-21	R5440516
pH, Client Supplied	7.29		0.10	pH		29-APR-21	R5443388
Temperature, Client	4.4		-50	Deg. C		29-APR-21	R5443388
Physical Tests							
Color, True	151		2.0	CU		23-APR-21	R5440519
Conductivity (EC)	199		1.0	uS/cm		23-APR-21	R5440646
Hardness (as CaCO3)	113		0.50	mg/L		30-APR-21	

* Refer to Referenced Information for Qualifiers (if any) and Methodology.

ALS ENVIRONMENTAL ANALYTICAL REPORT

Sample Details/Parameters	Result	Qualifier*	D.L.	Units	Extracted	Analyzed	Batch
L2579638-13 SW24_SW_20210420 Sampled By: Client on 20-APR-21 @ 12:10 Matrix: SW							
Physical Tests							
pH	7.73		0.10	pH		23-APR-21	R5440646
Total Suspended Solids	6.5		3.0	mg/L		27-APR-21	R5442346
Total Dissolved Solids	158		13	mg/L		27-APR-21	R5442592
Turbidity	6.02		0.10	NTU		23-APR-21	R5440388
Anions and Nutrients							
Acidity (as CaCO3)	0.8	<DL	2.0	mg/L		24-APR-21	R5441023
Alkalinity, Total (as CaCO3)	82.6		2.0	mg/L		23-APR-21	R5440646
Unionized ammonia	<0.000056		0.000056	mg/L		05-MAY-21	
Ammonia, Total (as N)	0.020	<T	0.020	mg/L		04-MAY-21	R5448016
Chloride (Cl)	5.17		0.10	mg/L	23-APR-21	23-APR-21	R5441056
Fluoride (F)	0.023		0.020	mg/L	23-APR-21	23-APR-21	R5441056
Nitrate (as N)	0.046	<T	0.020	mg/L		23-APR-21	R5441056
Nitrite (as N)	<0.001	<W	0.010	mg/L		23-APR-21	R5441056
Total Kjeldahl Nitrogen	1.10		0.18	mg/L	03-MAY-21	03-MAY-21	R5445817
Orthophosphate-Dissolved (as P)	0.0042	PEHT	0.0030	mg/L		28-APR-21	R5442388
Sulfate (SO4)	8.05		0.30	mg/L		23-APR-21	R5441056
Cyanides							
Cyanide, Weak Acid Diss	0.0006	<DL	0.0020	mg/L		27-APR-21	R5442238
Cyanide, Total	0.0010	<DL	0.0020	mg/L		27-APR-21	R5442238
Cyanide, Free	0.0006	<DL	0.0020	mg/L		27-APR-21	R5442238
Organic / Inorganic Carbon							
Dissolved Organic Carbon	35.7	DLM	2.5	mg/L	22-APR-21	28-APR-21	R5442995
Total Organic Carbon	35.9	DLM	2.5	mg/L		29-APR-21	R5443755
Total Metals							
Aluminum (Al)-Total	0.292		0.0050	mg/L		28-APR-21	R5442830
Antimony (Sb)-Total	0.000085	<DL	0.00010	mg/L		28-APR-21	R5442830
Arsenic (As)-Total	0.000780	<T	0.00010	mg/L		28-APR-21	R5442830
Barium (Ba)-Total	0.0160		0.00010	mg/L		28-APR-21	R5442830
Beryllium (Be)-Total	0.000024	<DL	0.00010	mg/L		28-APR-21	R5442830
Bismuth (Bi)-Total	0.000005	<DL	0.000050	mg/L		28-APR-21	R5442830
Boron (B)-Total	0.014	<T	0.010	mg/L		28-APR-21	R5442830
Cadmium (Cd)-Total	0.0000106	<T	0.0000050	mg/L		28-APR-21	R5442830
Calcium (Ca)-Total	25.9		0.050	mg/L		28-APR-21	R5442830
Cesium (Cs)-Total	0.0000322		0.000010	mg/L		28-APR-21	R5442830
Chromium (Cr)-Total	0.00060	<T	0.00050	mg/L		28-APR-21	R5442830
Cobalt (Co)-Total	0.000248	<T	0.00010	mg/L		28-APR-21	R5442830
Copper (Cu)-Total	0.00130	<T	0.00050	mg/L		28-APR-21	R5442830
Iron (Fe)-Total	0.436		0.010	mg/L		28-APR-21	R5442830
Lead (Pb)-Total	0.00018	<T	0.000050	mg/L		28-APR-21	R5442830
Lithium (Li)-Total	0.0042	<T	0.0010	mg/L		28-APR-21	R5442830
Magnesium (Mg)-Total	10.3		0.0050	mg/L		28-APR-21	R5442830
Manganese (Mn)-Total	0.0333		0.00050	mg/L		28-APR-21	R5442830

* Refer to Referenced Information for Qualifiers (if any) and Methodology.

ALS ENVIRONMENTAL ANALYTICAL REPORT

Sample Details/Parameters	Result	Qualifier*	D.L.	Units	Extracted	Analyzed	Batch
L2579638-13 SW24_SW_20210420 Sampled By: Client on 20-APR-21 @ 12:10 Matrix: SW							
Total Metals							
Mercury (Hg)-Total	0.000005	<DL	0.000030	mg/L		29-APR-21	R5443310
Molybdenum (Mo)-Total	0.000470	<T	0.000050	mg/L		28-APR-21	R5442830
Nickel (Ni)-Total	0.00124	<T	0.00050	mg/L		28-APR-21	R5442830
Phosphorus (P)-Total	0.020	<DL	0.050	mg/L		28-APR-21	R5442830
Potassium (K)-Total	1.88		0.050	mg/L		28-APR-21	R5442830
Rubidium (Rb)-Total	0.00207		0.00020	mg/L		28-APR-21	R5442830
Selenium (Se)-Total	0.000144	<T	0.000050	mg/L		28-APR-21	R5442830
Silicon (Si)-Total	3.21		0.10	mg/L		28-APR-21	R5442830
Silver (Ag)-Total	0.0000095	<DL	0.000050	mg/L		28-APR-21	R5442830
Sodium (Na)-Total	3.75		0.050	mg/L		28-APR-21	R5442830
Strontium (Sr)-Total	0.0561		0.0010	mg/L		28-APR-21	R5442830
Sulfur (S)-Total	4.15		0.50	mg/L		28-APR-21	R5442830
Tellurium (Te)-Total	0.000020	<DL	0.00020	mg/L		28-APR-21	R5442830
Thallium (Tl)-Total	0.000006	<DL	0.000010	mg/L		28-APR-21	R5442830
Thorium (Th)-Total	0.000056	<DL	0.00010	mg/L		28-APR-21	R5442830
Tin (Sn)-Total	0.00003	<DL	0.00010	mg/L		28-APR-21	R5442830
Titanium (Ti)-Total	0.00918		0.00030	mg/L		28-APR-21	R5442830
Tungsten (W)-Total	0.000006	<DL	0.00010	mg/L		28-APR-21	R5442830
Uranium (U)-Total	0.000486	<T	0.000010	mg/L		28-APR-21	R5442830
Vanadium (V)-Total	0.00126	<T	0.00050	mg/L		28-APR-21	R5442830
Zinc (Zn)-Total	0.0018	<DL	0.0030	mg/L		28-APR-21	R5442830
Zirconium (Zr)-Total	0.000392		0.00020	mg/L		28-APR-21	R5442830
Dissolved Metals							
Dissolved Metals Filtration Location	FIELD					28-APR-21	R5442163
Aluminum (Al)-Dissolved	0.0562		0.0050	mg/L		29-APR-21	R5443572
Antimony (Sb)-Dissolved	0.000080	<DL	0.00010	mg/L		29-APR-21	R5443572
Arsenic (As)-Dissolved	0.000715	<T	0.00010	mg/L		29-APR-21	R5443572
Barium (Ba)-Dissolved	0.0153		0.00010	mg/L		29-APR-21	R5443572
Beryllium (Be)-Dissolved	0.000010	<DL	0.00010	mg/L		29-APR-21	R5443572
Bismuth (Bi)-Dissolved	<0.000005	<W	0.000050	mg/L		29-APR-21	R5443572
Boron (B)-Dissolved	0.012		0.010	mg/L		29-APR-21	R5443572
Cadmium (Cd)-Dissolved	0.0000052	<T	0.0000050	mg/L		29-APR-21	R5443572
Calcium (Ca)-Dissolved	26.1		0.050	mg/L		29-APR-21	R5443572
Cesium (Cs)-Dissolved	0.0000004	<DL	0.000010	mg/L		29-APR-21	R5443572
Chromium (Cr)-Dissolved	0.00018	<DL	0.00050	mg/L		29-APR-21	R5443572
Cobalt (Co)-Dissolved	0.000134	<T	0.00010	mg/L		29-APR-21	R5443572
Copper (Cu)-Dissolved	0.00115	<T	0.00020	mg/L		29-APR-21	R5443572
Iron (Fe)-Dissolved	0.205		0.010	mg/L		29-APR-21	R5443572
Lead (Pb)-Dissolved	0.00008	<T	0.000050	mg/L		29-APR-21	R5443572
Lithium (Li)-Dissolved	0.0038	<T	0.0010	mg/L		29-APR-21	R5443572
Magnesium (Mg)-Dissolved	11.6		0.0050	mg/L		29-APR-21	R5443572

* Refer to Referenced Information for Qualifiers (if any) and Methodology.

ALS ENVIRONMENTAL ANALYTICAL REPORT

Sample Details/Parameters	Result	Qualifier*	D.L.	Units	Extracted	Analyzed	Batch
L2579638-13 SW24_SW_20210420 Sampled By: Client on 20-APR-21 @ 12:10 Matrix: SW							
Dissolved Metals							
Manganese (Mn)-Dissolved	0.0261		0.00050	mg/L		29-APR-21	R5443572
Mercury (Hg)-Dissolved	<0.000005	<W	0.000030	mg/L		29-APR-21	R5443312
Molybdenum (Mo)-Dissolved	0.000450	<T	0.000050	mg/L		29-APR-21	R5443572
Nickel (Ni)-Dissolved	0.00108	<T	0.00050	mg/L		29-APR-21	R5443572
Phosphorus (P)-Dissolved	0.022	<DL	0.050	mg/L		29-APR-21	R5443572
Potassium (K)-Dissolved	1.68		0.050	mg/L		29-APR-21	R5443572
Rubidium (Rb)-Dissolved	0.00159		0.00020	mg/L		29-APR-21	R5443572
Selenium (Se)-Dissolved	0.000138	<T	0.000050	mg/L		29-APR-21	R5443572
Silicon (Si)-Dissolved	2.82		0.050	mg/L		29-APR-21	R5443572
Silver (Ag)-Dissolved	0.0000005	<DL	0.000050	mg/L		29-APR-21	R5443572
Sodium (Na)-Dissolved	4.14		0.050	mg/L		29-APR-21	R5443572
Strontium (Sr)-Dissolved	0.0592		0.0010	mg/L		29-APR-21	R5443572
Sulfur (S)-Dissolved	4.30		0.50	mg/L		29-APR-21	R5443572
Tellurium (Te)-Dissolved	0.000010	<DL	0.00020	mg/L		29-APR-21	R5443572
Thallium (Tl)-Dissolved	0.000002	<DL	0.000010	mg/L		29-APR-21	R5443572
Thorium (Th)-Dissolved	0.000040	<DL	0.00010	mg/L		29-APR-21	R5443572
Tin (Sn)-Dissolved	<0.00001	<W	0.00010	mg/L		29-APR-21	R5443572
Titanium (Ti)-Dissolved	0.00186		0.00030	mg/L		29-APR-21	R5443572
Tungsten (W)-Dissolved	<0.000002	<W	0.00010	mg/L		29-APR-21	R5443572
Uranium (U)-Dissolved	0.000505	<T	0.000010	mg/L		29-APR-21	R5443572
Vanadium (V)-Dissolved	0.00066	<T	0.00050	mg/L		29-APR-21	R5443572
Zinc (Zn)-Dissolved	0.0014	<T	0.0010	mg/L		29-APR-21	R5443572
Zirconium (Zr)-Dissolved	0.000312		0.00020	mg/L		29-APR-21	R5443572
Aggregate Organics							
Biochemical Oxygen Demand	<2.0		2.0	mg/L		23-APR-21	R5442602
COD	86		10	mg/L		29-APR-21	R5443881
Oil and Grease, Total	0.4	<DL	1.0	mg/L	29-APR-21	29-APR-21	R5443591
Radiological Parameters							
Ra-226	<0.01	<DL	0.010	Bq/L		17-MAY-21	R5460087
Report Remarks : Parameter Exceeded Recommended Holding Time Prior to Analysis							
L2579638-14 SW25_SW_20210420 Sampled By: Client on 20-APR-21 @ 15:00 Matrix: SW							
Field Tests							
Dissolved Oxygen, Client Supplied	11.46		0	mg/L		23-APR-21	R5440516
pH, Client Supplied	8.07		0.10	pH		29-APR-21	R5443388
Temperature, Client	6.7		-50	Deg. C		29-APR-21	R5443388
Physical Tests							
Color, True	66.0		2.0	CU		23-APR-21	R5440519
Conductivity (EC)	289		1.0	uS/cm		23-APR-21	R5440646
Hardness (as CaCO3)	163		0.50	mg/L		30-APR-21	
pH	8.11		0.10	pH		23-APR-21	R5440646

* Refer to Referenced Information for Qualifiers (if any) and Methodology.

ALS ENVIRONMENTAL ANALYTICAL REPORT

Sample Details/Parameters	Result	Qualifier*	D.L.	Units	Extracted	Analyzed	Batch
L2579638-14 SW25_SW_20210420 Sampled By: Client on 20-APR-21 @ 15:00 Matrix: SW							
Physical Tests							
Total Suspended Solids	1.5	<DL	3.0	mg/L		27-APR-21	R5442346
Total Dissolved Solids	192		20	mg/L		27-APR-21	R5442592
Turbidity	3.42		0.10	NTU		23-APR-21	R5440388
Anions and Nutrients							
Acidity (as CaCO3)	<0.2	<W	2.0	mg/L		24-APR-21	R5441023
Alkalinity, Total (as CaCO3)	117		2.0	mg/L		23-APR-21	R5440646
Unionized ammonia	<0.00040		0.00040	mg/L		05-MAY-21	
Ammonia, Total (as N)	0.016	<DL	0.020	mg/L		04-MAY-21	R5448016
Chloride (Cl)	12.9		0.10	mg/L	23-APR-21	23-APR-21	R5441056
Fluoride (F)	0.039		0.020	mg/L	23-APR-21	23-APR-21	R5441056
Nitrate (as N)	0.152	<T	0.020	mg/L		23-APR-21	R5441056
Nitrite (as N)	<0.001	<W	0.010	mg/L		23-APR-21	R5441056
Total Kjeldahl Nitrogen	0.75		0.18	mg/L	03-MAY-21	03-MAY-21	R5445817
Orthophosphate-Dissolved (as P)	<0.0030	PEHT	0.0030	mg/L		28-APR-21	R5442388
Sulfate (SO4)	15.6		0.30	mg/L		23-APR-21	R5441056
Cyanides							
Cyanide, Weak Acid Diss	0.0005	<DL	0.0020	mg/L		27-APR-21	R5442238
Cyanide, Total	0.0012	<DL	0.0020	mg/L		27-APR-21	R5442238
Cyanide, Free	0.0005	<DL	0.0020	mg/L		27-APR-21	R5442238
Organic / Inorganic Carbon							
Dissolved Organic Carbon	23.8	DLM	2.5	mg/L	22-APR-21	28-APR-21	R5442995
Total Organic Carbon	23.7	DLM	2.5	mg/L		29-APR-21	R5443755
Total Metals							
Aluminum (Al)-Total	0.152		0.0050	mg/L		28-APR-21	R5442830
Antimony (Sb)-Total	0.000125	<T	0.00010	mg/L		28-APR-21	R5442830
Arsenic (As)-Total	0.000665	<T	0.00010	mg/L		28-APR-21	R5442830
Barium (Ba)-Total	0.0164		0.00010	mg/L		28-APR-21	R5442830
Beryllium (Be)-Total	0.000010	<DL	0.00010	mg/L		28-APR-21	R5442830
Bismuth (Bi)-Total	<0.000005	<W	0.000050	mg/L		28-APR-21	R5442830
Boron (B)-Total	0.012	<T	0.010	mg/L		28-APR-21	R5442830
Cadmium (Cd)-Total	0.0000080	<T	0.0000050	mg/L		28-APR-21	R5442830
Calcium (Ca)-Total	36.6		0.050	mg/L		28-APR-21	R5442830
Cesium (Cs)-Total	0.0000202		0.000010	mg/L		28-APR-21	R5442830
Chromium (Cr)-Total	0.00094	<T	0.00050	mg/L		28-APR-21	R5442830
Cobalt (Co)-Total	0.000136	<T	0.00010	mg/L		28-APR-21	R5442830
Copper (Cu)-Total	0.00180	<T	0.00050	mg/L		28-APR-21	R5442830
Iron (Fe)-Total	0.195		0.010	mg/L		28-APR-21	R5442830
Lead (Pb)-Total	0.00010	<T	0.000050	mg/L		28-APR-21	R5442830
Lithium (Li)-Total	0.0034	<T	0.0010	mg/L		28-APR-21	R5442830
Magnesium (Mg)-Total	12.8		0.0050	mg/L		28-APR-21	R5442830
Manganese (Mn)-Total	0.0113		0.00050	mg/L		28-APR-21	R5442830
Mercury (Hg)-Total	<0.000005	<W	0.000030	mg/L		29-APR-21	R5443310

* Refer to Referenced Information for Qualifiers (if any) and Methodology.

ALS ENVIRONMENTAL ANALYTICAL REPORT

Sample Details/Parameters	Result	Qualifier*	D.L.	Units	Extracted	Analyzed	Batch
L2579638-14 SW25_SW_20210420 Sampled By: Client on 20-APR-21 @ 15:00 Matrix: SW							
Total Metals							
Molybdenum (Mo)-Total	0.000975	<T	0.000050	mg/L		28-APR-21	R5442830
Nickel (Ni)-Total	0.00134	<T	0.00050	mg/L		28-APR-21	R5442830
Phosphorus (P)-Total	0.018	<DL	0.050	mg/L		28-APR-21	R5442830
Potassium (K)-Total	2.11		0.050	mg/L		28-APR-21	R5442830
Rubidium (Rb)-Total	0.00154		0.00020	mg/L		28-APR-21	R5442830
Selenium (Se)-Total	0.000138	<T	0.000050	mg/L		28-APR-21	R5442830
Silicon (Si)-Total	2.68		0.10	mg/L		28-APR-21	R5442830
Silver (Ag)-Total	0.0000070	<DL	0.000050	mg/L		28-APR-21	R5442830
Sodium (Na)-Total	5.96		0.050	mg/L		28-APR-21	R5442830
Strontium (Sr)-Total	0.0833		0.0010	mg/L		28-APR-21	R5442830
Sulfur (S)-Total	6.05		0.50	mg/L		28-APR-21	R5442830
Tellurium (Te)-Total	0.000020	<DL	0.00020	mg/L		28-APR-21	R5442830
Thallium (Tl)-Total	0.000005	<DL	0.000010	mg/L		28-APR-21	R5442830
Thorium (Th)-Total	0.000034	<DL	0.00010	mg/L		28-APR-21	R5442830
Tin (Sn)-Total	0.00002	<DL	0.00010	mg/L		28-APR-21	R5442830
Titanium (Ti)-Total	0.00524		0.00030	mg/L		28-APR-21	R5442830
Tungsten (W)-Total	0.000010	<DL	0.00010	mg/L		28-APR-21	R5442830
Uranium (U)-Total	0.00129	<T	0.000010	mg/L		28-APR-21	R5442830
Vanadium (V)-Total	0.00088	<T	0.00050	mg/L		28-APR-21	R5442830
Zinc (Zn)-Total	0.0052	<T	0.0030	mg/L		28-APR-21	R5442830
Zirconium (Zr)-Total	0.000268		0.00020	mg/L		28-APR-21	R5442830
Dissolved Metals							
Dissolved Metals Filtration Location	FIELD					28-APR-21	R5442163
Aluminum (Al)-Dissolved	0.0252	<T	0.0050	mg/L		29-APR-21	R5443572
Antimony (Sb)-Dissolved	0.000125	<T	0.00010	mg/L		29-APR-21	R5443572
Arsenic (As)-Dissolved	0.000705	<T	0.00010	mg/L		29-APR-21	R5443572
Barium (Ba)-Dissolved	0.0165		0.00010	mg/L		29-APR-21	R5443572
Beryllium (Be)-Dissolved	0.000006	<DL	0.00010	mg/L		29-APR-21	R5443572
Bismuth (Bi)-Dissolved	<0.000005	<W	0.000050	mg/L		29-APR-21	R5443572
Boron (B)-Dissolved	0.012		0.010	mg/L		29-APR-21	R5443572
Cadmium (Cd)-Dissolved	0.0000054	<T	0.0000050	mg/L		29-APR-21	R5443572
Calcium (Ca)-Dissolved	40.6		0.050	mg/L		29-APR-21	R5443572
Cesium (Cs)-Dissolved	0.0000038	<DL	0.000010	mg/L		29-APR-21	R5443572
Chromium (Cr)-Dissolved	0.00014	<DL	0.00050	mg/L		29-APR-21	R5443572
Cobalt (Co)-Dissolved	0.000102	<T	0.00010	mg/L		29-APR-21	R5443572
Copper (Cu)-Dissolved	0.00165	<T	0.00020	mg/L		29-APR-21	R5443572
Iron (Fe)-Dissolved	0.082		0.010	mg/L		29-APR-21	R5443572
Lead (Pb)-Dissolved	0.00010	<T	0.000050	mg/L		29-APR-21	R5443572
Lithium (Li)-Dissolved	0.0034	<T	0.0010	mg/L		29-APR-21	R5443572
Magnesium (Mg)-Dissolved	14.8		0.0050	mg/L		29-APR-21	R5443572
Manganese (Mn)-Dissolved	0.00594		0.00050	mg/L		29-APR-21	R5443572

* Refer to Referenced Information for Qualifiers (if any) and Methodology.

ALS ENVIRONMENTAL ANALYTICAL REPORT

Sample Details/Parameters	Result	Qualifier*	D.L.	Units	Extracted	Analyzed	Batch
L2579638-14 SW25_SW_20210420 Sampled By: Client on 20-APR-21 @ 15:00 Matrix: SW							
Dissolved Metals							
Mercury (Hg)-Dissolved	<0.000005	<W	0.000030	mg/L		29-APR-21	R5443312
Molybdenum (Mo)-Dissolved	0.000805	<T	0.000050	mg/L		29-APR-21	R5443572
Nickel (Ni)-Dissolved	0.00100	<T	0.00050	mg/L		29-APR-21	R5443572
Phosphorus (P)-Dissolved	0.020	<DL	0.050	mg/L		29-APR-21	R5443572
Potassium (K)-Dissolved	1.89		0.050	mg/L		29-APR-21	R5443572
Rubidium (Rb)-Dissolved	0.00134		0.00020	mg/L		29-APR-21	R5443572
Selenium (Se)-Dissolved	0.000154	<T	0.000050	mg/L		29-APR-21	R5443572
Silicon (Si)-Dissolved	2.51		0.050	mg/L		29-APR-21	R5443572
Silver (Ag)-Dissolved	0.0000010	<DL	0.000050	mg/L		29-APR-21	R5443572
Sodium (Na)-Dissolved	6.24		0.050	mg/L		29-APR-21	R5443572
Strontium (Sr)-Dissolved	0.0869		0.0010	mg/L		29-APR-21	R5443572
Sulfur (S)-Dissolved	6.15		0.50	mg/L		29-APR-21	R5443572
Tellurium (Te)-Dissolved	0.000015	<DL	0.00020	mg/L		29-APR-21	R5443572
Thallium (Tl)-Dissolved	0.000002	<DL	0.000010	mg/L		29-APR-21	R5443572
Thorium (Th)-Dissolved	0.000030	<DL	0.00010	mg/L		29-APR-21	R5443572
Tin (Sn)-Dissolved	<0.00001	<W	0.00010	mg/L		29-APR-21	R5443572
Titanium (Ti)-Dissolved	0.00212		0.00030	mg/L		29-APR-21	R5443572
Tungsten (W)-Dissolved	0.000004	<DL	0.00010	mg/L		29-APR-21	R5443572
Uranium (U)-Dissolved	0.00131	<T	0.000010	mg/L		29-APR-21	R5443572
Vanadium (V)-Dissolved	0.00048	<DL	0.00050	mg/L		29-APR-21	R5443572
Zinc (Zn)-Dissolved	0.0052	<T	0.0010	mg/L		29-APR-21	R5443572
Zirconium (Zr)-Dissolved	0.000340		0.00020	mg/L		29-APR-21	R5443572
Aggregate Organics							
Biochemical Oxygen Demand	<2.0		2.0	mg/L		23-APR-21	R5442602
COD	51		10	mg/L		29-APR-21	R5443881
Oil and Grease, Total	<0.2	<W	1.0	mg/L	29-APR-21	29-APR-21	R5443591
L2579638-15 SW26_SW_20210420 Sampled By: Client on 20-APR-21 @ 14:45 Matrix: SW							
Field Tests							
Dissolved Oxygen, Client Supplied	11.96		0	mg/L		23-APR-21	R5440516
pH, Client Supplied	8.10		0.10	pH		29-APR-21	R5443388
Temperature, Client	5.9		-50	Deg. C		29-APR-21	R5443388
Physical Tests							
Color, True	63.0		2.0	CU		23-APR-21	R5440519
Conductivity (EC)	303		1.0	uS/cm		23-APR-21	R5440646
Hardness (as CaCO3)	167		0.50	mg/L		30-APR-21	
pH	8.18		0.10	pH		23-APR-21	R5440646
Total Suspended Solids	1.5	<DL	3.0	mg/L		27-APR-21	R5442346
Total Dissolved Solids	200		20	mg/L		27-APR-21	R5442592
Turbidity	3.08		0.10	NTU		23-APR-21	R5440388
Anions and Nutrients							

* Refer to Referenced Information for Qualifiers (if any) and Methodology.

ALS ENVIRONMENTAL ANALYTICAL REPORT

Sample Details/Parameters	Result	Qualifier*	D.L.	Units	Extracted	Analyzed	Batch
L2579638-15 SW26_SW_20210420 Sampled By: Client on 20-APR-21 @ 14:45 Matrix: SW							
Anions and Nutrients							
Acidity (as CaCO3)	<0.2	<W	2.0	mg/L		24-APR-21	R5441023
Alkalinity, Total (as CaCO3)	122		2.0	mg/L		23-APR-21	R5440646
Unionized ammonia	<0.00040		0.00040	mg/L		05-MAY-21	
Ammonia, Total (as N)	0.016	<DL	0.020	mg/L		04-MAY-21	R5448016
Chloride (Cl)	13.0		0.10	mg/L	23-APR-21	23-APR-21	R5441056
Fluoride (F)	0.042		0.020	mg/L	23-APR-21	23-APR-21	R5441056
Nitrate (as N)	0.060	<T	0.020	mg/L		23-APR-21	R5441056
Nitrite (as N)	<0.001	<W	0.010	mg/L		23-APR-21	R5441056
Total Kjeldahl Nitrogen	0.75		0.18	mg/L	03-MAY-21	03-MAY-21	R5445817
Orthophosphate-Dissolved (as P)	<0.0030	PEHT	0.0030	mg/L		28-APR-21	R5442388
Sulfate (SO4)	16.4		0.30	mg/L		23-APR-21	R5441056
Cyanides							
Cyanide, Weak Acid Diss	0.0004	<DL	0.0020	mg/L		27-APR-21	R5442238
Cyanide, Total	0.0012	<DL	0.0020	mg/L		27-APR-21	R5442238
Cyanide, Free	0.0005	<DL	0.0020	mg/L		27-APR-21	R5442238
Organic / Inorganic Carbon							
Dissolved Organic Carbon	22.7	DLM	2.5	mg/L	22-APR-21	28-APR-21	R5442995
Total Organic Carbon	22.6	DLM	2.5	mg/L		29-APR-21	R5443755
Total Metals							
Aluminum (Al)-Total	0.116		0.0050	mg/L		28-APR-21	R5442830
Antimony (Sb)-Total	0.000125	<T	0.00010	mg/L		28-APR-21	R5442830
Arsenic (As)-Total	0.000665	<T	0.00010	mg/L		28-APR-21	R5442830
Barium (Ba)-Total	0.0171		0.00010	mg/L		28-APR-21	R5442830
Beryllium (Be)-Total	0.000008	<DL	0.00010	mg/L		28-APR-21	R5442830
Bismuth (Bi)-Total	<0.000005	<W	0.000050	mg/L		28-APR-21	R5442830
Boron (B)-Total	0.012	<T	0.010	mg/L		28-APR-21	R5442830
Cadmium (Cd)-Total	0.0000050	<T	0.0000050	mg/L		28-APR-21	R5442830
Calcium (Ca)-Total	37.2		0.050	mg/L		28-APR-21	R5442830
Cesium (Cs)-Total	0.0000134		0.000010	mg/L		28-APR-21	R5442830
Chromium (Cr)-Total	0.00028	<DL	0.00050	mg/L		28-APR-21	R5442830
Cobalt (Co)-Total	0.000128	<T	0.00010	mg/L		28-APR-21	R5442830
Copper (Cu)-Total	0.00170	<T	0.00050	mg/L		28-APR-21	R5442830
Iron (Fe)-Total	0.164		0.010	mg/L		28-APR-21	R5442830
Lead (Pb)-Total	0.00008	<T	0.000050	mg/L		28-APR-21	R5442830
Lithium (Li)-Total	0.0036	<T	0.0010	mg/L		28-APR-21	R5442830
Magnesium (Mg)-Total	13.2		0.0050	mg/L		28-APR-21	R5442830
Manganese (Mn)-Total	0.00938		0.00050	mg/L		28-APR-21	R5442830
Mercury (Hg)-Total	<0.000005	<W	0.000030	mg/L		29-APR-21	R5443310
Molybdenum (Mo)-Total	0.000875	<T	0.000050	mg/L		28-APR-21	R5442830
Nickel (Ni)-Total	0.00098	<T	0.00050	mg/L		28-APR-21	R5442830
Phosphorus (P)-Total	0.012	<DL	0.050	mg/L		28-APR-21	R5442830
Potassium (K)-Total	2.05		0.050	mg/L		28-APR-21	R5442830

* Refer to Referenced Information for Qualifiers (if any) and Methodology.

ALS ENVIRONMENTAL ANALYTICAL REPORT

Sample Details/Parameters	Result	Qualifier*	D.L.	Units	Extracted	Analyzed	Batch
L2579638-15 SW26_SW_20210420 Sampled By: Client on 20-APR-21 @ 14:45 Matrix: SW							
Total Metals							
Rubidium (Rb)-Total	0.00130		0.00020	mg/L		28-APR-21	R5442830
Selenium (Se)-Total	0.000136	<T	0.000050	mg/L		28-APR-21	R5442830
Silicon (Si)-Total	2.14		0.10	mg/L		28-APR-21	R5442830
Silver (Ag)-Total	0.0000050	<DL	0.000050	mg/L		28-APR-21	R5442830
Sodium (Na)-Total	5.86		0.050	mg/L		28-APR-21	R5442830
Strontium (Sr)-Total	0.0919		0.0010	mg/L		28-APR-21	R5442830
Sulfur (S)-Total	6.40		0.50	mg/L		28-APR-21	R5442830
Tellurium (Te)-Total	0.000015	<DL	0.00020	mg/L		28-APR-21	R5442830
Thallium (Tl)-Total	0.000003	<DL	0.000010	mg/L		28-APR-21	R5442830
Thorium (Th)-Total	0.000030	<DL	0.00010	mg/L		28-APR-21	R5442830
Tin (Sn)-Total	0.00008	<DL	0.00010	mg/L		28-APR-21	R5442830
Titanium (Ti)-Total	0.00400		0.00030	mg/L		28-APR-21	R5442830
Tungsten (W)-Total	0.000008	<DL	0.00010	mg/L		28-APR-21	R5442830
Uranium (U)-Total	0.00146	<T	0.000010	mg/L		28-APR-21	R5442830
Vanadium (V)-Total	0.00074	<T	0.00050	mg/L		28-APR-21	R5442830
Zinc (Zn)-Total	0.0038	<T	0.0030	mg/L		28-APR-21	R5442830
Zirconium (Zr)-Total	0.000340		0.00020	mg/L		28-APR-21	R5442830
Dissolved Metals							
Dissolved Metals Filtration Location	FIELD					28-APR-21	R5442163
Aluminum (Al)-Dissolved	0.0230	<T	0.0050	mg/L		29-APR-21	R5443572
Antimony (Sb)-Dissolved	0.000130	<T	0.00010	mg/L		29-APR-21	R5443572
Arsenic (As)-Dissolved	0.000660	<T	0.00010	mg/L		29-APR-21	R5443572
Barium (Ba)-Dissolved	0.0174		0.00010	mg/L		29-APR-21	R5443572
Beryllium (Be)-Dissolved	0.000004	<DL	0.00010	mg/L		29-APR-21	R5443572
Bismuth (Bi)-Dissolved	<0.000005	<W	0.000050	mg/L		29-APR-21	R5443572
Boron (B)-Dissolved	0.012		0.010	mg/L		29-APR-21	R5443572
Cadmium (Cd)-Dissolved	0.0000050	<T	0.0000050	mg/L		29-APR-21	R5443572
Calcium (Ca)-Dissolved	42.1		0.050	mg/L		29-APR-21	R5443572
Cesium (Cs)-Dissolved	0.0000024	<DL	0.000010	mg/L		29-APR-21	R5443572
Chromium (Cr)-Dissolved	0.00014	<DL	0.00050	mg/L		29-APR-21	R5443572
Cobalt (Co)-Dissolved	0.000106	<T	0.00010	mg/L		29-APR-21	R5443572
Copper (Cu)-Dissolved	0.00165	<T	0.00020	mg/L		29-APR-21	R5443572
Iron (Fe)-Dissolved	0.079		0.010	mg/L		29-APR-21	R5443572
Lead (Pb)-Dissolved	0.00004	<DL	0.000050	mg/L		29-APR-21	R5443572
Lithium (Li)-Dissolved	0.0038	<T	0.0010	mg/L		29-APR-21	R5443572
Magnesium (Mg)-Dissolved	15.1		0.0050	mg/L		29-APR-21	R5443572
Manganese (Mn)-Dissolved	0.00554		0.00050	mg/L		29-APR-21	R5443572
Mercury (Hg)-Dissolved	<0.000005	<W	0.000030	mg/L		29-APR-21	R5443312
Molybdenum (Mo)-Dissolved	0.000845	<T	0.000050	mg/L		29-APR-21	R5443572
Nickel (Ni)-Dissolved	0.00100	<T	0.00050	mg/L		29-APR-21	R5443572
Phosphorus (P)-Dissolved	0.016	<DL	0.050	mg/L		29-APR-21	R5443572

* Refer to Referenced Information for Qualifiers (if any) and Methodology.

ALS ENVIRONMENTAL ANALYTICAL REPORT

Sample Details/Parameters	Result	Qualifier*	D.L.	Units	Extracted	Analyzed	Batch
L2579638-15 SW26_SW_20210420 Sampled By: Client on 20-APR-21 @ 14:45 Matrix: SW							
Dissolved Metals							
Potassium (K)-Dissolved	1.90		0.050	mg/L		29-APR-21	R5443572
Rubidium (Rb)-Dissolved	0.00119		0.00020	mg/L		29-APR-21	R5443572
Selenium (Se)-Dissolved	0.000150	<T	0.000050	mg/L		29-APR-21	R5443572
Silicon (Si)-Dissolved	2.11		0.050	mg/L		29-APR-21	R5443572
Silver (Ag)-Dissolved	0.0000015	<DL	0.000050	mg/L		29-APR-21	R5443572
Sodium (Na)-Dissolved	6.20		0.050	mg/L		29-APR-21	R5443572
Strontium (Sr)-Dissolved	0.0913		0.0010	mg/L		29-APR-21	R5443572
Sulfur (S)-Dissolved	6.60		0.50	mg/L		29-APR-21	R5443572
Tellurium (Te)-Dissolved	0.000020	<DL	0.00020	mg/L		29-APR-21	R5443572
Thallium (Tl)-Dissolved	0.000002	<DL	0.000010	mg/L		29-APR-21	R5443572
Thorium (Th)-Dissolved	0.000032	<DL	0.00010	mg/L		29-APR-21	R5443572
Tin (Sn)-Dissolved	<0.00001	<W	0.00010	mg/L		29-APR-21	R5443572
Titanium (Ti)-Dissolved	0.00194		0.00030	mg/L		29-APR-21	R5443572
Tungsten (W)-Dissolved	0.000006	<DL	0.00010	mg/L		29-APR-21	R5443572
Uranium (U)-Dissolved	0.00153	<T	0.000010	mg/L		29-APR-21	R5443572
Vanadium (V)-Dissolved	0.00052	<T	0.00050	mg/L		29-APR-21	R5443572
Zinc (Zn)-Dissolved	0.0038	<T	0.0010	mg/L		29-APR-21	R5443572
Zirconium (Zr)-Dissolved	0.000252	<T	0.00020	mg/L		29-APR-21	R5443572
Aggregate Organics							
Biochemical Oxygen Demand	<2.0		2.0	mg/L		23-APR-21	R5442602
COD	50		10	mg/L		29-APR-21	R5443881
Oil and Grease, Total	2.0		1.0	mg/L	29-APR-21	29-APR-21	R5443591
L2579638-16 SW27_SW_20210420 Sampled By: Client on 21-APR-21 @ 11:15 Matrix: SW							
Field Tests							
Dissolved Oxygen, Client Supplied	11.97		0	mg/L		23-APR-21	R5440516
pH, Client Supplied	7.63		0.10	pH		29-APR-21	R5443388
Temperature, Client	3.3		-50	Deg. C		29-APR-21	R5443388
Physical Tests							
Color, True	61.7		2.0	CU		23-APR-21	R5440519
Conductivity (EC)	331		1.0	uS/cm		23-APR-21	R5440646
Hardness (as CaCO3)	179		0.50	mg/L		30-APR-21	
pH	8.11		0.10	pH		23-APR-21	R5440646
Total Suspended Solids	1.5	<DL	3.0	mg/L		27-APR-21	R5442346
Total Dissolved Solids	210		20	mg/L		27-APR-21	R5442592
Turbidity	2.98		0.10	NTU		23-APR-21	R5440388
Anions and Nutrients							
Acidity (as CaCO3)	<0.2	<W	2.0	mg/L		24-APR-21	R5441023
Alkalinity, Total (as CaCO3)	137		2.0	mg/L		23-APR-21	R5440646
Unionized ammonia	<0.00011		0.00011	mg/L		05-MAY-21	
Ammonia, Total (as N)	0.016	<DL	0.020	mg/L		04-MAY-21	R5448016

* Refer to Referenced Information for Qualifiers (if any) and Methodology.

ALS ENVIRONMENTAL ANALYTICAL REPORT

Sample Details/Parameters	Result	Qualifier*	D.L.	Units	Extracted	Analyzed	Batch
L2579638-16 SW27_SW_20210420 Sampled By: Client on 21-APR-21 @ 11:15 Matrix: SW							
Anions and Nutrients							
Chloride (Cl)	11.6		0.10	mg/L	26-APR-21	27-APR-21	R5442422
Fluoride (F)	0.062		0.020	mg/L	26-APR-21	27-APR-21	R5442422
Nitrate (as N)	0.038	<T	0.020	mg/L		27-APR-21	R5442422
Nitrite (as N)	<0.001	<W	0.010	mg/L		27-APR-21	R5442422
Total Kjeldahl Nitrogen	0.70		0.18	mg/L	03-MAY-21	03-MAY-21	R5445817
Orthophosphate-Dissolved (as P)	<0.0030		0.0030	mg/L		28-APR-21	R5442388
Sulfate (SO4)	20.9		0.30	mg/L		27-APR-21	R5442422
Cyanides							
Cyanide, Weak Acid Diss	<0.0001	<W	0.020	mg/L		28-APR-21	R5442238
Cyanide, Total	0.0018	<DL	0.020	mg/L		28-APR-21	R5442238
Cyanide, Free	0.0017	<DL	0.020	mg/L		28-APR-21	R5442238
Organic / Inorganic Carbon							
Dissolved Organic Carbon	22.1	DLM	2.5	mg/L	22-APR-21	28-APR-21	R5442995
Total Organic Carbon	22.7	DLM	2.5	mg/L		29-APR-21	R5443755
Total Metals							
Aluminum (Al)-Total	0.139		0.0050	mg/L		28-APR-21	R5442830
Antimony (Sb)-Total	0.000150	<T	0.00010	mg/L		28-APR-21	R5442830
Arsenic (As)-Total	0.000655	<T	0.00010	mg/L		28-APR-21	R5442830
Barium (Ba)-Total	0.0200		0.00010	mg/L		28-APR-21	R5442830
Beryllium (Be)-Total	0.000012	<DL	0.00010	mg/L		28-APR-21	R5442830
Bismuth (Bi)-Total	<0.000005	<W	0.000050	mg/L		28-APR-21	R5442830
Boron (B)-Total	0.014	<T	0.010	mg/L		28-APR-21	R5442830
Cadmium (Cd)-Total	0.0000056	<T	0.0000050	mg/L		28-APR-21	R5442830
Calcium (Ca)-Total	41.3		0.050	mg/L		28-APR-21	R5442830
Cesium (Cs)-Total	0.0000150		0.000010	mg/L		28-APR-21	R5442830
Chromium (Cr)-Total	0.00034	<DL	0.00050	mg/L		28-APR-21	R5442830
Cobalt (Co)-Total	0.000142	<T	0.00010	mg/L		28-APR-21	R5442830
Copper (Cu)-Total	0.00165	<T	0.00050	mg/L		28-APR-21	R5442830
Iron (Fe)-Total	0.171		0.010	mg/L		28-APR-21	R5442830
Lead (Pb)-Total	0.00008	<T	0.000050	mg/L		28-APR-21	R5442830
Lithium (Li)-Total	0.0046	<T	0.0010	mg/L		28-APR-21	R5442830
Magnesium (Mg)-Total	15.0		0.0050	mg/L		28-APR-21	R5442830
Manganese (Mn)-Total	0.0142		0.00050	mg/L		28-APR-21	R5442830
Mercury (Hg)-Total	<0.000005	<W	0.000030	mg/L		29-APR-21	R5443310
Molybdenum (Mo)-Total	0.000965	<T	0.000050	mg/L		28-APR-21	R5442830
Nickel (Ni)-Total	0.00106	<T	0.00050	mg/L		28-APR-21	R5442830
Phosphorus (P)-Total	0.012	<DL	0.050	mg/L		28-APR-21	R5442830
Potassium (K)-Total	2.28		0.050	mg/L		28-APR-21	R5442830
Rubidium (Rb)-Total	0.00131		0.00020	mg/L		28-APR-21	R5442830
Selenium (Se)-Total	0.000130	<T	0.000050	mg/L		28-APR-21	R5442830
Silicon (Si)-Total	2.26		0.10	mg/L		28-APR-21	R5442830
Silver (Ag)-Total	0.0000070	<DL	0.000050	mg/L		28-APR-21	R5442830

* Refer to Referenced Information for Qualifiers (if any) and Methodology.

ALS ENVIRONMENTAL ANALYTICAL REPORT

Sample Details/Parameters	Result	Qualifier*	D.L.	Units	Extracted	Analyzed	Batch
L2579638-16 SW27_SW_20210420 Sampled By: Client on 21-APR-21 @ 11:15 Matrix: SW							
Total Metals							
Sodium (Na)-Total	6.56		0.050	mg/L		28-APR-21	R5442830
Strontium (Sr)-Total	0.0977		0.0010	mg/L		28-APR-21	R5442830
Sulfur (S)-Total	7.85		0.50	mg/L		28-APR-21	R5442830
Tellurium (Te)-Total	0.000015	<DL	0.00020	mg/L		28-APR-21	R5442830
Thallium (Tl)-Total	0.000002	<DL	0.000010	mg/L		28-APR-21	R5442830
Thorium (Th)-Total	0.000034	<DL	0.00010	mg/L		28-APR-21	R5442830
Tin (Sn)-Total	0.00010		0.00010	mg/L		28-APR-21	R5442830
Titanium (Ti)-Total	0.00484		0.00030	mg/L		28-APR-21	R5442830
Tungsten (W)-Total	0.000006	<DL	0.00010	mg/L		28-APR-21	R5442830
Uranium (U)-Total	0.00176	<T	0.000010	mg/L		28-APR-21	R5442830
Vanadium (V)-Total	0.00082	<T	0.00050	mg/L		28-APR-21	R5442830
Zinc (Zn)-Total	0.0034	<T	0.0030	mg/L		28-APR-21	R5442830
Zirconium (Zr)-Total	0.000436		0.00020	mg/L		28-APR-21	R5442830
Dissolved Metals							
Dissolved Metals Filtration Location	FIELD					28-APR-21	R5442163
Aluminum (Al)-Dissolved	0.0196	<T	0.0050	mg/L		29-APR-21	R5443572
Antimony (Sb)-Dissolved	0.000150	<T	0.00010	mg/L		29-APR-21	R5443572
Arsenic (As)-Dissolved	0.000665	<T	0.00010	mg/L		29-APR-21	R5443572
Barium (Ba)-Dissolved	0.0205		0.00010	mg/L		29-APR-21	R5443572
Beryllium (Be)-Dissolved	0.000004	<DL	0.00010	mg/L		29-APR-21	R5443572
Bismuth (Bi)-Dissolved	<0.000005	<W	0.000050	mg/L		29-APR-21	R5443572
Boron (B)-Dissolved	0.014		0.010	mg/L		29-APR-21	R5443572
Cadmium (Cd)-Dissolved	0.0000040	<DL	0.0000050	mg/L		29-APR-21	R5443572
Calcium (Ca)-Dissolved	43.2		0.050	mg/L		29-APR-21	R5443572
Cesium (Cs)-Dissolved	0.0000016	<DL	0.000010	mg/L		29-APR-21	R5443572
Chromium (Cr)-Dissolved	0.00016	<DL	0.00050	mg/L		29-APR-21	R5443572
Cobalt (Co)-Dissolved	0.000102	<T	0.00010	mg/L		29-APR-21	R5443572
Copper (Cu)-Dissolved	0.00165	<T	0.00020	mg/L		29-APR-21	R5443572
Iron (Fe)-Dissolved	0.078		0.010	mg/L		29-APR-21	R5443572
Lead (Pb)-Dissolved	0.00004	<DL	0.000050	mg/L		29-APR-21	R5443572
Lithium (Li)-Dissolved	0.0042	<T	0.0010	mg/L		29-APR-21	R5443572
Magnesium (Mg)-Dissolved	17.2		0.0050	mg/L		29-APR-21	R5443572
Manganese (Mn)-Dissolved	0.0112		0.00050	mg/L		29-APR-21	R5443572
Mercury (Hg)-Dissolved	<0.000005	<W	0.000030	mg/L		29-APR-21	R5443312
Molybdenum (Mo)-Dissolved	0.000855	<T	0.000050	mg/L		29-APR-21	R5443572
Nickel (Ni)-Dissolved	0.00104	<T	0.00050	mg/L		29-APR-21	R5443572
Phosphorus (P)-Dissolved	0.022	<DL	0.050	mg/L		29-APR-21	R5443572
Potassium (K)-Dissolved	2.07		0.050	mg/L		29-APR-21	R5443572
Rubidium (Rb)-Dissolved	0.00108		0.00020	mg/L		29-APR-21	R5443572
Selenium (Se)-Dissolved	0.000172	<T	0.000050	mg/L		29-APR-21	R5443572
Silicon (Si)-Dissolved	2.16		0.050	mg/L		29-APR-21	R5443572

* Refer to Referenced Information for Qualifiers (if any) and Methodology.

ALS ENVIRONMENTAL ANALYTICAL REPORT

Sample Details/Parameters	Result	Qualifier*	D.L.	Units	Extracted	Analyzed	Batch
L2579638-16 SW27_SW_20210420 Sampled By: Client on 21-APR-21 @ 11:15 Matrix: SW							
Dissolved Metals							
Silver (Ag)-Dissolved	0.0000010	<DL	0.000050	mg/L		29-APR-21	R5443572
Sodium (Na)-Dissolved	6.91		0.050	mg/L		29-APR-21	R5443572
Strontium (Sr)-Dissolved	0.0987		0.0010	mg/L		29-APR-21	R5443572
Sulfur (S)-Dissolved	8.20		0.50	mg/L		29-APR-21	R5443572
Tellurium (Te)-Dissolved	0.000010	<DL	0.00020	mg/L		29-APR-21	R5443572
Thallium (Tl)-Dissolved	0.000002	<DL	0.000010	mg/L		29-APR-21	R5443572
Thorium (Th)-Dissolved	0.000028	<DL	0.00010	mg/L		29-APR-21	R5443572
Tin (Sn)-Dissolved	<0.00001	<W	0.00010	mg/L		29-APR-21	R5443572
Titanium (Ti)-Dissolved	0.00180		0.00030	mg/L		29-APR-21	R5443572
Tungsten (W)-Dissolved	0.000004	<DL	0.00010	mg/L		29-APR-21	R5443572
Uranium (U)-Dissolved	0.00174	<T	0.000010	mg/L		29-APR-21	R5443572
Vanadium (V)-Dissolved	0.00050	<T	0.00050	mg/L		29-APR-21	R5443572
Zinc (Zn)-Dissolved	0.0032	<T	0.0010	mg/L		29-APR-21	R5443572
Zirconium (Zr)-Dissolved	0.000272	<T	0.00020	mg/L		29-APR-21	R5443572
Aggregate Organics							
Biochemical Oxygen Demand	<2.0		2.0	mg/L		23-APR-21	R5442602
COD	51		10	mg/L		29-APR-21	R5443881
Oil and Grease, Total	1.0		1.0	mg/L	29-APR-21	29-APR-21	R5443591
L2579638-17 SW28A_SW_20210420 Sampled By: Client on 21-APR-21 @ 07:20 Matrix: SW							
Field Tests							
Dissolved Oxygen, Client Supplied	12.8		0	mg/L		23-APR-21	R5440516
pH, Client Supplied	7.53		0.10	pH		29-APR-21	R5443388
Temperature, Client	1.9		-50	Deg. C		29-APR-21	R5443388
Physical Tests							
Color, True	64.6		2.0	CU		23-APR-21	R5440519
Conductivity (EC)	225		1.0	uS/cm		23-APR-21	R5440646
Hardness (as CaCO3)	140		0.50	mg/L		30-APR-21	
pH	8.07		0.10	pH		23-APR-21	R5440646
Total Suspended Solids	2.5	<DL	3.0	mg/L		27-APR-21	R5442346
Total Dissolved Solids	156		20	mg/L		27-APR-21	R5442592
Turbidity	2.41		0.10	NTU		23-APR-21	R5440388
Anions and Nutrients							
Acidity (as CaCO3)	<0.2	<W	2.0	mg/L		24-APR-21	R5441023
Alkalinity, Total (as CaCO3)	120		2.0	mg/L		23-APR-21	R5440646
Unionized ammonia	<0.000079		0.000079	mg/L		05-MAY-21	
Ammonia, Total (as N)	0.016	<DL	0.020	mg/L		04-MAY-21	R5448016
Chloride (Cl)	2.02		0.10	mg/L	26-APR-21	27-APR-21	R5442422
Fluoride (F)	0.046		0.020	mg/L	26-APR-21	27-APR-21	R5442422
Nitrate (as N)	<0.002	<W	0.020	mg/L		27-APR-21	R5442422
Nitrite (as N)	<0.001	<W	0.010	mg/L		27-APR-21	R5442422

* Refer to Referenced Information for Qualifiers (if any) and Methodology.

ALS ENVIRONMENTAL ANALYTICAL REPORT

Sample Details/Parameters	Result	Qualifier*	D.L.	Units	Extracted	Analyzed	Batch
L2579638-17 SW28A_SW_20210420 Sampled By: Client on 21-APR-21 @ 07:20 Matrix: SW							
Anions and Nutrients							
Total Kjeldahl Nitrogen	0.85		0.18	mg/L	03-MAY-21	03-MAY-21	R5445817
Orthophosphate-Dissolved (as P)	<0.0030		0.0030	mg/L		28-APR-21	R5442388
Sulfate (SO4)	1.40	<T	0.30	mg/L		27-APR-21	R5442422
Cyanides							
Cyanide, Weak Acid Diss	0.0004	<DL	0.0020	mg/L		27-APR-21	R5442238
Cyanide, Total	0.0006	<DL	0.0020	mg/L		27-APR-21	R5442238
Cyanide, Free	0.0005	<DL	0.0020	mg/L		27-APR-21	R5442238
Organic / Inorganic Carbon							
Dissolved Organic Carbon	26.5	DLM	2.5	mg/L	22-APR-21	28-APR-21	R5442995
Total Organic Carbon	26.4	DLM	2.5	mg/L		29-APR-21	R5443755
Total Metals							
Aluminum (Al)-Total	0.0788		0.0050	mg/L		28-APR-21	R5442830
Antimony (Sb)-Total	0.000045	<DL	0.00010	mg/L		28-APR-21	R5442830
Arsenic (As)-Total	0.000640	<T	0.00010	mg/L		28-APR-21	R5442830
Barium (Ba)-Total	0.0134		0.00010	mg/L		28-APR-21	R5442830
Beryllium (Be)-Total	0.000008	<DL	0.00010	mg/L		28-APR-21	R5442830
Bismuth (Bi)-Total	<0.000005	<W	0.000050	mg/L		28-APR-21	R5442830
Boron (B)-Total	0.010	<T	0.010	mg/L		28-APR-21	R5442830
Cadmium (Cd)-Total	0.0000064	<T	0.0000050	mg/L		28-APR-21	R5442830
Calcium (Ca)-Total	29.9		0.050	mg/L		28-APR-21	R5442830
Cesium (Cs)-Total	0.0000094	<DL	0.000010	mg/L		28-APR-21	R5442830
Chromium (Cr)-Total	0.00026	<DL	0.00050	mg/L		28-APR-21	R5442830
Cobalt (Co)-Total	0.000104	<T	0.00010	mg/L		28-APR-21	R5442830
Copper (Cu)-Total	0.00075	<T	0.00050	mg/L		28-APR-21	R5442830
Iron (Fe)-Total	0.145		0.010	mg/L		28-APR-21	R5442830
Lead (Pb)-Total	0.00006	<T	0.000050	mg/L		28-APR-21	R5442830
Lithium (Li)-Total	0.0032	<T	0.0010	mg/L		28-APR-21	R5442830
Magnesium (Mg)-Total	12.4		0.0050	mg/L		28-APR-21	R5442830
Manganese (Mn)-Total	0.00774		0.00050	mg/L		28-APR-21	R5442830
Mercury (Hg)-Total	<0.000005	<W	0.000030	mg/L		29-APR-21	R5443310
Molybdenum (Mo)-Total	0.000535	<T	0.000050	mg/L		28-APR-21	R5442830
Nickel (Ni)-Total	0.00084	<T	0.00050	mg/L		28-APR-21	R5442830
Phosphorus (P)-Total	<0.002	<W	0.050	mg/L		28-APR-21	R5442830
Potassium (K)-Total	1.63		0.050	mg/L		28-APR-21	R5442830
Rubidium (Rb)-Total	0.00165		0.00020	mg/L		28-APR-21	R5442830
Selenium (Se)-Total	0.000088	<T	0.000050	mg/L		28-APR-21	R5442830
Silicon (Si)-Total	1.54		0.10	mg/L		28-APR-21	R5442830
Silver (Ag)-Total	0.0000055	<DL	0.000050	mg/L		28-APR-21	R5442830
Sodium (Na)-Total	1.64		0.050	mg/L		28-APR-21	R5442830
Strontium (Sr)-Total	0.0570		0.0010	mg/L		28-APR-21	R5442830
Sulfur (S)-Total	1.10		0.50	mg/L		28-APR-21	R5442830
Tellurium (Te)-Total	0.000025	<DL	0.00020	mg/L		28-APR-21	R5442830

* Refer to Referenced Information for Qualifiers (if any) and Methodology.

ALS ENVIRONMENTAL ANALYTICAL REPORT

Sample Details/Parameters	Result	Qualifier*	D.L.	Units	Extracted	Analyzed	Batch
L2579638-17 SW28A_SW_20210420 Sampled By: Client on 21-APR-21 @ 07:20 Matrix: SW							
Total Metals							
Thallium (Tl)-Total	0.000002	<DL	0.000010	mg/L		28-APR-21	R5442830
Thorium (Th)-Total	0.000024	<DL	0.00010	mg/L		28-APR-21	R5442830
Tin (Sn)-Total	0.00001	<DL	0.00010	mg/L		28-APR-21	R5442830
Titanium (Ti)-Total	0.00248		0.00030	mg/L		28-APR-21	R5442830
Tungsten (W)-Total	0.000002	<DL	0.00010	mg/L		28-APR-21	R5442830
Uranium (U)-Total	0.000699	<T	0.000010	mg/L		28-APR-21	R5442830
Vanadium (V)-Total	0.00056	<T	0.00050	mg/L		28-APR-21	R5442830
Zinc (Zn)-Total	0.0014	<DL	0.0030	mg/L		28-APR-21	R5442830
Zirconium (Zr)-Total	0.000160	<DL	0.00020	mg/L		28-APR-21	R5442830
Dissolved Metals							
Dissolved Metals Filtration Location	FIELD					28-APR-21	R5442163
Aluminum (Al)-Dissolved	0.0084	<T	0.0050	mg/L		29-APR-21	R5443572
Antimony (Sb)-Dissolved	0.000045	<DL	0.00010	mg/L		29-APR-21	R5443572
Arsenic (As)-Dissolved	0.000650	<T	0.00010	mg/L		29-APR-21	R5443572
Barium (Ba)-Dissolved	0.0143		0.00010	mg/L		29-APR-21	R5443572
Beryllium (Be)-Dissolved	0.000004	<DL	0.00010	mg/L		29-APR-21	R5443572
Bismuth (Bi)-Dissolved	<0.000005	<W	0.000050	mg/L		29-APR-21	R5443572
Boron (B)-Dissolved	0.010		0.010	mg/L		29-APR-21	R5443572
Cadmium (Cd)-Dissolved	0.0000022	<DL	0.0000050	mg/L		29-APR-21	R5443572
Calcium (Ca)-Dissolved	32.4		0.050	mg/L		29-APR-21	R5443572
Cesium (Cs)-Dissolved	<0.0000002	<W	0.000010	mg/L		29-APR-21	R5443572
Chromium (Cr)-Dissolved	0.00010	<DL	0.00050	mg/L		29-APR-21	R5443572
Cobalt (Co)-Dissolved	0.000078	<DL	0.00010	mg/L		29-APR-21	R5443572
Copper (Cu)-Dissolved	0.00065	<T	0.00020	mg/L		29-APR-21	R5443572
Iron (Fe)-Dissolved	0.074		0.010	mg/L		29-APR-21	R5443572
Lead (Pb)-Dissolved	0.00004	<DL	0.000050	mg/L		29-APR-21	R5443572
Lithium (Li)-Dissolved	0.0032	<T	0.0010	mg/L		29-APR-21	R5443572
Magnesium (Mg)-Dissolved	14.2		0.0050	mg/L		29-APR-21	R5443572
Manganese (Mn)-Dissolved	0.00370		0.00050	mg/L		29-APR-21	R5443572
Mercury (Hg)-Dissolved	<0.000005	<W	0.000030	mg/L		29-APR-21	R5443312
Molybdenum (Mo)-Dissolved	0.000560	<T	0.000050	mg/L		29-APR-21	R5443572
Nickel (Ni)-Dissolved	0.00076	<T	0.00050	mg/L		29-APR-21	R5443572
Phosphorus (P)-Dissolved	0.008	<DL	0.050	mg/L		29-APR-21	R5443572
Potassium (K)-Dissolved	1.57		0.050	mg/L		29-APR-21	R5443572
Rubidium (Rb)-Dissolved	0.00153		0.00020	mg/L		29-APR-21	R5443572
Selenium (Se)-Dissolved	0.000118	<T	0.000050	mg/L		29-APR-21	R5443572
Silicon (Si)-Dissolved	1.49		0.050	mg/L		29-APR-21	R5443572
Silver (Ag)-Dissolved	<0.0000005	<W	0.000050	mg/L		29-APR-21	R5443572
Sodium (Na)-Dissolved	1.86		0.050	mg/L		29-APR-21	R5443572
Strontium (Sr)-Dissolved	0.0625		0.0010	mg/L		29-APR-21	R5443572
Sulfur (S)-Dissolved	0.95		0.50	mg/L		29-APR-21	R5443572

* Refer to Referenced Information for Qualifiers (if any) and Methodology.

ALS ENVIRONMENTAL ANALYTICAL REPORT

Sample Details/Parameters	Result	Qualifier*	D.L.	Units	Extracted	Analyzed	Batch
L2579638-17 SW28A_SW_20210420 Sampled By: Client on 21-APR-21 @ 07:20 Matrix: SW							
Dissolved Metals							
Tellurium (Te)-Dissolved	0.000010	<DL	0.00020	mg/L		29-APR-21	R5443572
Thallium (Tl)-Dissolved	0.000001	<DL	0.000010	mg/L		29-APR-21	R5443572
Thorium (Th)-Dissolved	0.000014	<DL	0.00010	mg/L		29-APR-21	R5443572
Tin (Sn)-Dissolved	<0.00001	<W	0.00010	mg/L		29-APR-21	R5443572
Titanium (Ti)-Dissolved	0.00072		0.00030	mg/L		29-APR-21	R5443572
Tungsten (W)-Dissolved	<0.000002	<W	0.00010	mg/L		29-APR-21	R5443572
Uranium (U)-Dissolved	0.000738	<T	0.000010	mg/L		29-APR-21	R5443572
Vanadium (V)-Dissolved	0.00034	<DL	0.00050	mg/L		29-APR-21	R5443572
Zinc (Zn)-Dissolved	0.0010	<T	0.0010	mg/L		29-APR-21	R5443572
Zirconium (Zr)-Dissolved	0.000152	<DL	0.00020	mg/L		29-APR-21	R5443572
Aggregate Organics							
Biochemical Oxygen Demand	<2.0		2.0	mg/L		23-APR-21	R5442602
COD	58		10	mg/L		29-APR-21	R5443881
Oil and Grease, Total	0.4	<DL	1.0	mg/L	29-APR-21	29-APR-21	R5443591
L2579638-19 TB_SW_20210420 Sampled By: Client on 22-APR-21 @ 16:02 Matrix: SW							
Physical Tests							
Color, True	<2.0		2.0	CU		24-APR-21	R5440809
Conductivity (EC)	0.2	<DL	1.0	uS/cm		26-APR-21	R5441603
Hardness (as CaCO3)	<0.50		0.50	mg/L		30-APR-21	
pH	5.34		0.10	pH		26-APR-21	R5441603
Total Suspended Solids	<0.5	<W	3.0	mg/L		27-APR-21	R5442346
Total Dissolved Solids	<2	<W	10	mg/L		27-APR-21	R5442592
Turbidity	<0.10		0.10	NTU		23-APR-21	R5440418
Anions and Nutrients							
Acidity (as CaCO3)	0.4	<DL	2.0	mg/L		27-APR-21	R5442223
Alkalinity, Total (as CaCO3)	<0.2	<W	2.0	mg/L		26-APR-21	R5441603
Ammonia, Total (as N)	0.010	<DL	0.020	mg/L		04-MAY-21	R5448016
Chloride (Cl)	<0.10		0.10	mg/L	24-APR-21	27-APR-21	R5442422
Fluoride (F)	<0.020		0.020	mg/L	24-APR-21	27-APR-21	R5442422
Nitrate (as N)	0.004	<DL	0.020	mg/L		27-APR-21	R5442422
Nitrite (as N)	<0.001	<W	0.010	mg/L		27-APR-21	R5442422
Total Kjeldahl Nitrogen	<0.05	<W	0.18	mg/L	03-MAY-21	03-MAY-21	R5445817
Orthophosphate-Dissolved (as P)	<0.0030		0.0030	mg/L		28-APR-21	R5442388
Sulfate (SO4)	1.00	<T	0.30	mg/L		27-APR-21	R5442422
Cyanides							
Cyanide, Weak Acid Diss	0.0002	<DL	0.0020	mg/L		27-APR-21	R5442238
Cyanide, Total	0.0002	<DL	0.0020	mg/L		27-APR-21	R5442238
Cyanide, Free	0.0006	<DL	0.0020	mg/L		27-APR-21	R5442238
Organic / Inorganic Carbon							
Dissolved Organic Carbon	<0.50		0.50	mg/L	22-APR-21	28-APR-21	R5442995

* Refer to Referenced Information for Qualifiers (if any) and Methodology.

ALS ENVIRONMENTAL ANALYTICAL REPORT

Sample Details/Parameters	Result	Qualifier*	D.L.	Units	Extracted	Analyzed	Batch
L2579638-19 TB_SW_20210420 Sampled By: Client on 22-APR-21 @ 16:02 Matrix: SW							
Organic / Inorganic Carbon							
Total Organic Carbon	<0.50		0.50	mg/L		29-APR-21	R5443755
Total Metals							
Aluminum (Al)-Total	<0.0002	<W	0.0050	mg/L		28-APR-21	R5442830
Antimony (Sb)-Total	<0.000005	<W	0.00010	mg/L		28-APR-21	R5442830
Arsenic (As)-Total	0.000015	<DL	0.00010	mg/L		28-APR-21	R5442830
Barium (Ba)-Total	<0.00002	<W	0.00010	mg/L		28-APR-21	R5442830
Beryllium (Be)-Total	0.000002	<DL	0.00010	mg/L		28-APR-21	R5442830
Bismuth (Bi)-Total	0.000015	<DL	0.000050	mg/L		28-APR-21	R5442830
Boron (B)-Total	0.006	<DL	0.010	mg/L		28-APR-21	R5442830
Cadmium (Cd)-Total	<0.0000002	<W	0.0000050	mg/L		28-APR-21	R5442830
Calcium (Ca)-Total	0.020	<DL	0.050	mg/L		28-APR-21	R5442830
Cesium (Cs)-Total	<0.0000002	<W	0.000010	mg/L		28-APR-21	R5442830
Chromium (Cr)-Total	0.00010	<DL	0.00050	mg/L		28-APR-21	R5442830
Cobalt (Co)-Total	<0.000002	<W	0.00010	mg/L		28-APR-21	R5442830
Copper (Cu)-Total	<0.00005	<W	0.00050	mg/L		28-APR-21	R5442830
Iron (Fe)-Total	<0.001	<W	0.010	mg/L		28-APR-21	R5442830
Lead (Pb)-Total	<0.00002	<W	0.000050	mg/L		28-APR-21	R5442830
Lithium (Li)-Total	<0.0002	<W	0.0010	mg/L		28-APR-21	R5442830
Magnesium (Mg)-Total	<0.0005	<W	0.0050	mg/L		28-APR-21	R5442830
Manganese (Mn)-Total	<0.00002	<W	0.00050	mg/L		28-APR-21	R5442830
Mercury (Hg)-Total	<0.000005	<W	0.000030	mg/L		29-APR-21	R5443310
Molybdenum (Mo)-Total	<0.000005	<W	0.000050	mg/L		28-APR-21	R5442830
Nickel (Ni)-Total	<0.00002	<W	0.00050	mg/L		28-APR-21	R5442830
Phosphorus (P)-Total	0.006	<DL	0.050	mg/L		28-APR-21	R5442830
Potassium (K)-Total	<0.002	<W	0.050	mg/L		28-APR-21	R5442830
Rubidium (Rb)-Total	<0.000002	<W	0.00020	mg/L		28-APR-21	R5442830
Selenium (Se)-Total	<0.000002	<W	0.000050	mg/L		28-APR-21	R5442830
Silicon (Si)-Total	0.018	<DL	0.10	mg/L		28-APR-21	R5442830
Silver (Ag)-Total	0.0000010	<DL	0.000050	mg/L		28-APR-21	R5442830
Sodium (Na)-Total	<0.005	<W	0.050	mg/L		28-APR-21	R5442830
Strontium (Sr)-Total	0.00001	<DL	0.0010	mg/L		28-APR-21	R5442830
Sulfur (S)-Total	0.05	<DL	0.50	mg/L		28-APR-21	R5442830
Tellurium (Te)-Total	0.000005	<DL	0.00020	mg/L		28-APR-21	R5442830
Thallium (Tl)-Total	0.000001	<DL	0.000010	mg/L		28-APR-21	R5442830
Thorium (Th)-Total	<0.000002	<W	0.00010	mg/L		28-APR-21	R5442830
Tin (Sn)-Total	0.00003	<DL	0.00010	mg/L		28-APR-21	R5442830
Titanium (Ti)-Total	<0.00002	<W	0.00030	mg/L		28-APR-21	R5442830
Tungsten (W)-Total	<0.000002	<W	0.00010	mg/L		28-APR-21	R5442830
Uranium (U)-Total	<0.0000005	<W	0.000010	mg/L		28-APR-21	R5442830
Vanadium (V)-Total	0.00016	<DL	0.00050	mg/L		28-APR-21	R5442830
Zinc (Zn)-Total	0.0002	<DL	0.0030	mg/L		28-APR-21	R5442830

* Refer to Referenced Information for Qualifiers (if any) and Methodology.

ALS ENVIRONMENTAL ANALYTICAL REPORT

Sample Details/Parameters	Result	Qualifier*	D.L.	Units	Extracted	Analyzed	Batch
L2579638-19 TB_SW_20210420 Sampled By: Client on 22-APR-21 @ 16:02 Matrix: SW							
Total Metals							
Zirconium (Zr)-Total	<0.000004	<W	0.00020	mg/L		28-APR-21	R5442830
Dissolved Metals							
Dissolved Metals Filtration Location	FIELD					28-APR-21	R5442163
Aluminum (Al)-Dissolved	<0.0002	<W	0.0050	mg/L		29-APR-21	R5443572
Antimony (Sb)-Dissolved	0.000005	<DL	0.00010	mg/L		29-APR-21	R5443572
Arsenic (As)-Dissolved	<0.000005	<W	0.00010	mg/L		29-APR-21	R5443572
Barium (Ba)-Dissolved	0.00002	<DL	0.00010	mg/L		29-APR-21	R5443572
Beryllium (Be)-Dissolved	<0.000002	<W	0.00010	mg/L		29-APR-21	R5443572
Bismuth (Bi)-Dissolved	0.000015	<DL	0.000050	mg/L		29-APR-21	R5443572
Boron (B)-Dissolved	0.006	<DL	0.010	mg/L		29-APR-21	R5443572
Cadmium (Cd)-Dissolved	<0.0000002	<W	0.0000050	mg/L		29-APR-21	R5443572
Calcium (Ca)-Dissolved	0.020	<DL	0.050	mg/L		29-APR-21	R5443572
Cesium (Cs)-Dissolved	<0.0000002	<W	0.000010	mg/L		29-APR-21	R5443572
Chromium (Cr)-Dissolved	0.00008	<DL	0.00050	mg/L		29-APR-21	R5443572
Cobalt (Co)-Dissolved	<0.000002	<W	0.00010	mg/L		29-APR-21	R5443572
Copper (Cu)-Dissolved	<0.00005	<W	0.00020	mg/L		29-APR-21	R5443572
Iron (Fe)-Dissolved	<0.001	<W	0.010	mg/L		29-APR-21	R5443572
Lead (Pb)-Dissolved	<0.00002	<W	0.000050	mg/L		29-APR-21	R5443572
Lithium (Li)-Dissolved	<0.0002	<W	0.0010	mg/L		29-APR-21	R5443572
Magnesium (Mg)-Dissolved	<0.0005	<W	0.0050	mg/L		29-APR-21	R5443572
Manganese (Mn)-Dissolved	<0.00002	<W	0.00050	mg/L		29-APR-21	R5443572
Mercury (Hg)-Dissolved	<0.000005	<W	0.000030	mg/L		29-APR-21	R5443312
Molybdenum (Mo)-Dissolved	<0.000005	<W	0.000050	mg/L		29-APR-21	R5443572
Nickel (Ni)-Dissolved	<0.00002	<W	0.00050	mg/L		29-APR-21	R5443572
Phosphorus (P)-Dissolved	<0.002	<W	0.050	mg/L		29-APR-21	R5443572
Potassium (K)-Dissolved	0.002	<DL	0.050	mg/L		29-APR-21	R5443572
Rubidium (Rb)-Dissolved	0.000002	<DL	0.00020	mg/L		29-APR-21	R5443572
Selenium (Se)-Dissolved	<0.000002	<W	0.000050	mg/L		29-APR-21	R5443572
Silicon (Si)-Dissolved	0.014	<DL	0.050	mg/L		29-APR-21	R5443572
Silver (Ag)-Dissolved	<0.0000005	<W	0.000050	mg/L		29-APR-21	R5443572
Sodium (Na)-Dissolved	0.010	<DL	0.050	mg/L		29-APR-21	R5443572
Strontium (Sr)-Dissolved	0.00004	<DL	0.0010	mg/L		29-APR-21	R5443572
Sulfur (S)-Dissolved	<0.05	<W	0.50	mg/L		29-APR-21	R5443572
Tellurium (Te)-Dissolved	0.000015	<DL	0.00020	mg/L		29-APR-21	R5443572
Thallium (Tl)-Dissolved	<0.000001	<W	0.000010	mg/L		29-APR-21	R5443572
Thorium (Th)-Dissolved	<0.000002	<W	0.00010	mg/L		29-APR-21	R5443572
Tin (Sn)-Dissolved	<0.00001	<W	0.00010	mg/L		29-APR-21	R5443572
Titanium (Ti)-Dissolved	<0.00002	<W	0.00030	mg/L		29-APR-21	R5443572
Tungsten (W)-Dissolved	<0.000002	<W	0.00010	mg/L		29-APR-21	R5443572
Uranium (U)-Dissolved	<0.0000005	<W	0.000010	mg/L		29-APR-21	R5443572
Vanadium (V)-Dissolved	<0.00002	<W	0.00050	mg/L		29-APR-21	R5443572

* Refer to Referenced Information for Qualifiers (if any) and Methodology.

ALS ENVIRONMENTAL ANALYTICAL REPORT

Sample Details/Parameters	Result	Qualifier*	D.L.	Units	Extracted	Analyzed	Batch
L2579638-19 TB_SW_20210420 Sampled By: Client on 22-APR-21 @ 16:02 Matrix: SW							
Dissolved Metals							
Zinc (Zn)-Dissolved	0.0002	<DL	0.0010	mg/L		29-APR-21	R5443572
Zirconium (Zr)-Dissolved	<0.000004	<W	0.00020	mg/L		29-APR-21	R5443572
Aggregate Organics							
Biochemical Oxygen Demand	<2.0		2.0	mg/L		23-APR-21	R5442602
COD	<10		10	mg/L		29-APR-21	R5443881
Oil and Grease, Total	0.6	<DL	1.0	mg/L	29-APR-21	29-APR-21	R5443591

* Refer to Referenced Information for Qualifiers (if any) and Methodology.

Reference Information

QC Samples with Qualifiers & Comments:

QC Type Description	Parameter	Qualifier	Applies to Sample Number(s)
Matrix Spike	Ammonia, Total (as N)	MS-B	L2579638-12, -13, -14, -15, -16, -17, -19

Sample Parameter Qualifier key listed:

Qualifier	Description
<DL	Recorded value = measured amount <LMDL (non-zero)
<T	A Measurable Trace Amount: Interpret With Caution
<W	No Measurable Response (Zero): < Reported Value
DLM	Detection Limit Adjusted due to sample matrix effects (e.g. chemical interference, colour, turbidity).
DLUI	Detection Limit Raised: Unknown Interference generated an apparent false positive test result.
MS-B	Matrix Spike recovery could not be accurately calculated due to high analyte background in sample.
PEHT	Parameter Exceeded Recommended Holding Time Prior to Analysis

Test Method References:

ALS Test Code	Matrix	Test Description	Method Reference**
ACY-MISA-TB	Effluent	Acidity (as CaCO3)	APHA 2310 B-POTENTIOMETRIC TITRATION
Aqueous matrices are analyzed by potentiometry. Acidity reported includes acidity caused by hydrolyzable metals present in the sample.			
ALK-MISA-TB	Effluent	Alkalinity, Total (as CaCO3)	APHA 2320 B-Auto-Pot. Titration
This analysis is carried out using procedures adapted from APHA Method 2320 "Alkalinity". Total alkalinity is determined by potentiometric titration to a pH 4.5 endpoint. Bicarbonate, carbonate and hydroxide alkalinity are calculated from phenolphthalein alkalinity and total alkalinity values.			
BOD-TB	Water	Biochemical Oxygen Demand (BOD)	APHA 5210 B- BIOCHEMICAL OXYGEN DEMAND
All forms of biochemical oxygen demand (BOD) are determined by diluting and incubating a sample for a specified time period, and measuring the oxygen depletion using a dissolved oxygen meter. Dissolved BOD (SOLUBLE) is determined by filtering the sample through a glass fibre filter prior to dilution. Carbonaceous BOD (CBOD) is determined by adding a nitrification inhibitor to the diluted sample prior to incubation.			
CL-L-IC-N-TB	Water	Chloride in Water by IC (Low Level)	EPA 300.1 (mod)
Inorganic anions are analyzed by Ion Chromatography with conductivity and/or UV detection.			
CN-FREE-MISA-CFA-WT	Effluent	Free Cyanide by Continuous Flow Analyzer	ASTM D7237-10 (modified)
This analysis is carried out using procedures adapted from ASTM Method 7237 "Free Cyanide with Flow Injection Analysis (FIA) Utilizing Gas Diffusion Separation and Amperometric Detection". Free cyanide is determined by in-line gas diffusion at pH 6 with final determination by colourimetric analysis.			
CN-T-MISA-CFA-WT	Effluent	Total Cyanide by CFA	ISO 14403-2:2012 (modified)
This analysis is carried out using procedures adapted from ISO Method 14403:2002 "Determination of Total Cyanide using Flow Analysis (FIA and CFA)". Total or strong acid dissociable (SAD) cyanide is determined by in-line UV digestion along with sample distillation and final determination by colourimetric analysis. Method Limitation: This method is susceptible to interference from thiocyanate (SCN). If SCN is present in the sample, there could be a positive interference with this method, but it would be less than 1% and could be as low as zero.			
CN-WAD-MISA-CFA-WT	Effluent	Weak Acid Dissociable Cyanide by CFA	APHA 4500-CN CYANIDE (modified)
This analysis is carried out using procedures adapted from APHA Method 4500-CN I. "Weak Acid Dissociable Cyanide". Weak Acid Dissociable (WAD) cyanide is determined by in-line sample distillation with final determination by colourimetric analysis.			
COD-T-WT	Water	Chemical Oxygen Demand	APHA 5220 D
This analysis is carried out using procedures adapted from APHA Method 5220 "Chemical Oxygen Demand (COD)". Chemical oxygen demand is determined using the closed reflux colourimetric method.			
COLOUR-TB	Water	Colour, True	APHA 2120 C
True Colour in aqueous matrices is analyzed using colourimetric detection. This is determined by filtering a sample through a 0.45 micron membrane filter followed by analysis of the filtrate using a platinum-cobalt standard.			
DO-CLIENT-TB	Water	Dissolved Oxygen, Client Supplied	Result supplied by Client
DOC-WT	Effluent	Dissolved Organic Carbon for MISA	APHA 5310 B-Instrumental
EC-MISA-TB	Effluent	Conductivity (EC)	APHA 2510 B-ELECTRODE
This analysis is carried out using procedures adapted from APHA Method 2510 "Conductivity". Conductivity is determined using a conductivity electrode.			
		Un-ionized ammonia	CALCULATION

Reference Information

ETL-NH3-UNION-CLI-WT	Water		
F-IC-N-TB	Water	Fluoride in Water by IC	EPA 300.1 (mod)

Inorganic anions are analyzed by Ion Chromatography with conductivity and/or UV detection.

HARDNESS-CALC-WT	Water	Hardness	APHA 2340 B

Hardness (also known as Total Hardness) is calculated from the sum of Calcium and Magnesium concentrations, expressed in CaCO3 equivalents. Dissolved Calcium and Magnesium concentrations are preferentially used for the hardness calculation.

HG-DIS-WT	Effluent	Mercury (Hg)-Dissolved for MISA	SW846 7470A
HG-TOT-WT	Effluent	Mercury (Hg)-Total for MISA	SW846 7470A
MET-D-MISA-MS-WT	Effluent	Diss. Metals in Effluent by ICPMS (MISA)	EPA 200.8

The concentration of metals determined on an filtered effluent sample for the MISA regulation. The samples are analyzed directly (undigested) by ICP-MS.

MET-T-MISA-MS-WT	Effluent	Total Metals by ICPMS	EPA 200.8

The concentration of metals determined on an unfiltered effluent sample for the MISA regulation. The samples are digested in acid and analyzed by ICP-MS.

NH3-F-WT	Effluent	Ammonia, Total as N	J. ENVIRON. MONIT., 2005, 7, 37-42, RSC

This analysis is carried out, on sulfuric acid preserved samples, using procedures modified from J. Environ. Monit., 2005, 7, 37 - 42, The Royal Society of Chemistry, "Flow-injection analysis with fluorescence detection for the determination of trace levels of ammonium in seawater", Roslyn J. Waston et al.

NO2-MISA-IC-TB	Effluent	Nitrite in Water by IC	EPA 300.1 (mod)

Anions in aqueous matrices are analyzed using ion chromatography with conductivity and/or UV absorbance detectors.

NO3-MISA-IC-TB	Effluent	Nitrate in Water by IC	EPA 300.1 (mod)

Anions in aqueous matrices are analyzed using ion chromatography with conductivity and/or UV absorbance detectors.

OGG-TOT-WT	Effluent	Oil and Grease, Total for MISA	APHA 5520 B-Hexane Gravimetric
PH,TEMP-CLIENT-WT	Water	pH & Temperature	Results supplied by client
PH-MISA-TB	Effluent	pH	APHA 4500-H-ELECTRODE

This analysis is carried out using procedures adapted from APHA Method 4500-H "pH Value". The pH is determined in the laboratory using a pH electrode

PO4-DO-COL-WT	Water	Diss. Orthophosphate in Water by Colour	APHA 4500-P PHOSPHORUS

This analysis is carried out using procedures adapted from APHA Method 4500-P "Phosphorus". Dissolved Orthophosphate is determined colourimetrically on a sample that has been lab or field filtered through a 0.45 micron membrane filter.

RA226-MMER-BE	Water	Radium 226	Radium Isotopes by Alpha Spectrometry

Determination of Gamma Emitting Radionuclides In
Water and Solids by Gamma Spectrometry.

SO4-MISA-IC-TB	Effluent	Sulfate in Water by IC	EPA 300.1 (mod)

Anions in aqueous matrices are analyzed using ion chromatography with conductivity and/or UV absorbance detectors.

TDS-MISA-TB	Effluent	Total Dissolved Solids	APHA 2540 C (modified)

Aqueous matrices are analyzed using gravimetry and evaporation

TKN-WT	Effluent	Total Kjeldahl Nitrogen for MISA	APHA 4500-N
TOC-WT	Water	Total Organic Carbon	APHA 5310B

Sample is injected into a heated reaction chamber which is packed with an oxidative catalyst. The water is vaporized and the organic cabon is oxidized to carbon dioxide. The carbon dioxide is transported in a carrier gas and is measured by a non-dispersive infrared detector.

Reference Information

TSS-MISA-TB	Effluent	Total Suspended Solids	APHA 2540 D (modified)
Aqueous matrices are analyzed using gravimetry			
TURBIDITY-TB	Water	Turbidity	APHA 2130 B-Nephelometer
Aqueous matrices are analyzed using nephelometry with the light scatter measured at a 90” angle.			

** ALS test methods may incorporate modifications from specified reference methods to improve performance.

The last two letters of the above test code(s) indicate the laboratory that performed analytical analysis for that test. Refer to the list below:

Laboratory Definition Code	Laboratory Location
TB	ALS ENVIRONMENTAL - THUNDER BAY, ONTARIO, CANADA
WT	ALS ENVIRONMENTAL - WATERLOO, ONTARIO, CANADA
BE	BECQUEREL LABORATORIES INC. - MISSISSAUGA, ONTARIO, CANADA

Chain of Custody Numbers:

GLOSSARY OF REPORT TERMS

Surrogates are compounds that are similar in behaviour to target analyte(s), but that do not normally occur in environmental samples. For applicable tests, surrogates are added to samples prior to analysis as a check on recovery. In reports that display the D.L. column, laboratory objectives for surrogates are listed there.
mg/kg - milligrams per kilogram based on dry weight of sample
mg/kg wwt - milligrams per kilogram based on wet weight of sample
mg/kg lwt - milligrams per kilogram based on lipid weight of sample
mg/L - unit of concentration based on volume, parts per million.
< - Less than.
D.L. - The reporting limit.
N/A - Result not available. Refer to qualifier code and definition for explanation.

Test results reported relate only to the samples as received by the laboratory.
UNLESS OTHERWISE STATED, ALL SAMPLES WERE RECEIVED IN ACCEPTABLE CONDITION.
Analytical results in unsigned test reports with the DRAFT watermark are subject to change, pending final QC review.

Quality Control Report

Workorder: L2579638 Report Date: 19-MAY-21

Client: New Gold Inc. Rainy River Project
24 Marr Rd
Barwick ON P0W 1A0

Contact: Garnet Cornell

Test	Matrix	Reference	Result	Qualifier	Units	RPD	Limit	Analyzed
BOD-TB	**Water**							
Batch R5442602								
WG3522952-8 DUP		**L2579665-2**						
Biochemical Oxygen Demand		86	93		mg/L	6.8	30	23-APR-21
WG3522952-2 LCS								
Biochemical Oxygen Demand			96.4		%		85-115	23-APR-21
WG3522952-6 LCS								
Biochemical Oxygen Demand			93.3		%		85-115	23-APR-21
WG3522952-1 MB								
Biochemical Oxygen Demand			<2.0		mg/L		2	23-APR-21
WG3522952-5 MB								
Biochemical Oxygen Demand			<2.0		mg/L		2	23-APR-21
CL-L-IC-N-TB	**Water**							
Batch R5441056								
WG3523160-3 DUP		**L2579638-14**						
Chloride (Cl)		12.9	13.1		mg/L	1.3	20	23-APR-21
WG3523160-2 LCS								
Chloride (Cl)			103.0		%		90-110	23-APR-21
WG3523160-1 MB								
Chloride (Cl)			<0.10		mg/L		0.1	23-APR-21
Batch R5442422								
WG3523488-3 DUP		**L2579808-2**						
Chloride (Cl)		4.76	4.64		mg/L	2.5	20	27-APR-21
WG3524181-3 DUP		**L2579638-7**						
Chloride (Cl)		2.54	2.61		mg/L	2.9	20	27-APR-21
WG3523488-2 LCS								
Chloride (Cl)			98.4		%		90-110	27-APR-21
WG3524181-2 LCS								
Chloride (Cl)			93.2		%		90-110	27-APR-21
WG3523488-1 MB								
Chloride (Cl)			<0.10		mg/L		0.1	27-APR-21
WG3524181-1 MB								
Chloride (Cl)			<0.10		mg/L		0.1	27-APR-21
WG3523488-4 MS		**L2579638-19**						
Chloride (Cl)			102.9		%		75-125	27-APR-21
WG3524181-4 MS		**L2580062-11**						
Chloride (Cl)			104.1		%		75-125	27-APR-21
COD-T-WT	**Water**							

Quality Control Report

Client: New Gold Inc. Rainy River Project
24 Marr Rd
Barwick ON P0W 1A0
Contact: Garnet Cornell

Test	Matrix	Reference	Result	Qualifier	Units	RPD	Limit	Analyzed
COD-T-WT	**Water**							
Batch R5443881								
WG3526077-3 DUP		**L2579611-1**						
COD		52	52		mg/L	1.0	20	29-APR-21
WG3526077-2 LCS								
COD			107.5		%		85-115	29-APR-21
WG3526077-1 MB								
COD			<10		mg/L		10	29-APR-21
WG3526077-4 MS		**L2579611-1**						
COD			103.9		%		75-125	29-APR-21
COLOUR-TB	**Water**							
Batch R5440519								
WG3523157-3 DUP		**L2579638-8**						
Color, True		113	113		CU	0.4	20	23-APR-21
WG3523157-2 LCS								
Color, True			97.6		%		85-115	23-APR-21
WG3523157-1 MB								
Color, True			<2.0		CU		2	23-APR-21
Batch R5440809								
WG3523487-3 DUP		**L2579638-2**						
Color, True		132	134		CU	1.9	20	24-APR-21
WG3523487-2 LCS								
Color, True			96.3		%		85-115	24-APR-21
WG3523487-1 MB								
Color, True			<2.0		CU		2	24-APR-21
F-IC-N-TB	**Water**							
Batch R5441056								
WG3523160-3 DUP		**L2579638-14**						
Fluoride (F)		0.039	0.042		mg/L	7.3	20	23-APR-21
WG3523160-2 LCS								
Fluoride (F)			102.6		%		90-110	23-APR-21
WG3523160-1 MB								
Fluoride (F)			<0.020		mg/L		0.02	23-APR-21
Batch R5442422								
WG3524181-3 DUP		**L2579638-7**						
Fluoride (F)		0.042	0.045		mg/L	8.3	20	27-APR-21
WG3523488-2 LCS								
Fluoride (F)			102.4		%		90-110	27-APR-21
WG3524181-2 LCS								

Quality Control Report

Client: New Gold Inc. Rainy River Project
24 Marr Rd
Barwick ON P0W 1A0
Contact: Garnet Cornell

Test	Matrix	Reference	Result	Qualifier	Units	RPD	Limit	Analyzed
F-IC-N-TB	**Water**							
Batch R5442422								
WG3524181-2 LCS								
Fluoride (F)			99.4		%		90-110	27-APR-21
WG3523488-1 MB								
Fluoride (F)			<0.020		mg/L		0.02	27-APR-21
WG3524181-1 MB								
Fluoride (F)			<0.020		mg/L		0.02	27-APR-21
WG3523488-4 MS		**L2579638-19**						
Fluoride (F)			104.1		%		75-125	27-APR-21
PO4-DO-COL-WT	**Water**							
Batch R5442388								
WG3525254-3 DUP		**L2579638-1**						
Orthophosphate-Dissolved (as P)		<0.0030	<0.0030	RPD-NA	mg/L	N/A	20	28-APR-21
WG3525254-2 LCS								
Orthophosphate-Dissolved (as P)			102.8		%		80-120	28-APR-21
WG3525254-1 MB								
Orthophosphate-Dissolved (as P)			<0.0030		mg/L		0.003	28-APR-21
WG3525254-4 MS		**L2579638-1**						
Orthophosphate-Dissolved (as P)			103.2		%		70-130	28-APR-21
TOC-WT	**Water**							
Batch R5443755								
WG3526055-3 DUP		**L2579638-19**						
Total Organic Carbon		<0.50	<0.50	RPD-NA	mg/L	N/A	20	29-APR-21
WG3526055-2 LCS								
Total Organic Carbon			104.2		%		80-120	29-APR-21
WG3526055-1 MB								
Total Organic Carbon			<0.50		mg/L		0.5	29-APR-21
WG3526055-4 MS		**L2579638-19**						
Total Organic Carbon			108.3		%		70-130	29-APR-21
TURBIDITY-TB	**Water**							
Batch R5440388								
WG3523088-3 DUP		**L2577844-2**						
Turbidity		39.4	39.9		NTU	1.3	15	23-APR-21
WG3523088-2 LCS								
Turbidity			99.5		%		85-115	23-APR-21
WG3523088-1 MB								
Turbidity			<0.10		NTU		0.1	23-APR-21

Quality Control Report

Client: New Gold Inc. Rainy River Project
24 Marr Rd
Barwick ON P0W 1A0
Contact: Garnet Cornell

Test	Matrix	Reference	Result	Qualifier	Units	RPD	Limit	Analyzed
TURBIDITY-TB	**Water**							
Batch R5440418								
WG3523180-3 DUP		**L2579742-1**						
Turbidity		127	121		NTU	4.8	15	23-APR-21
WG3523180-2 LCS								
Turbidity			99.0		%		85-115	23-APR-21
WG3523180-1 MB								
Turbidity			<0.10		NTU		0.1	23-APR-21
ACY-MISA-TB	**Effluent**							
Batch R5441023								
WG3523145-3 DUP		**L2579638-3**						
Acidity (as CaCO3)		0.6	0.2	RPD-NA	mg/L	N/A	20	24-APR-21
WG3523145-2 LCS								
Acidity (as CaCO3)			101.6		%		85-115	24-APR-21
WG3523145-1 MB								
Acidity (as CaCO3)			1.4		mg/L		4	24-APR-21
Batch R5442223								
WG3524242-2 LCS								
Acidity (as CaCO3)			99.2		%		85-115	27-APR-21
WG3524242-1 MB								
Acidity (as CaCO3)			1.8		mg/L		4	27-APR-21
ALK-MISA-TB	**Effluent**							
Batch R5440646								
WG3523137-3 DUP		**L2579638-6**						
Alkalinity, Total (as CaCO3)		77.8	77.6		mg/L	0.3	20	23-APR-21
Alkalinity, Phenolphthalein		<0.2	<0.2	RPD-NA	mg/L	N/A	25	23-APR-21
WG3523137-2 LCS								
Alkalinity, Total (as CaCO3)			104.5		%		85-115	23-APR-21
WG3523137-1 MB								
Alkalinity, Total (as CaCO3)			0.2		mg/L		2	23-APR-21
Alkalinity, Phenolphthalein			<0.2		mg/L		2	23-APR-21
Batch R5441603								
WG3523483-3 DUP		**L2579793-1**						
Alkalinity, Total (as CaCO3)		161	161		mg/L	0.1	20	26-APR-21
Alkalinity, Phenolphthalein		<0.2	<0.2	RPD-NA	mg/L	N/A	25	26-APR-21
WG3523483-2 LCS								
Alkalinity, Total (as CaCO3)			103.9		%		85-115	26-APR-21
WG3523483-1 MB								
Alkalinity, Total (as CaCO3)			0.6		mg/L		2	26-APR-21

Quality Control Report

Client: New Gold Inc. Rainy River Project
24 Marr Rd
Barwick ON P0W 1A0
Contact: Garnet Cornell

Test	Matrix	Reference	Result	Qualifier	Units	RPD	Limit	Analyzed
ALK-MISA-TB	**Effluent**							
Batch R5441603								
WG3523483-1 MB								
Alkalinity, Phenolphthalein			<0.2		mg/L		2	26-APR-21
CN-FREE-MISA-CFA-WT	**Effluent**							
Batch R5442238								
WG3524974-3 DUP		**WG3524974-5**						
Cyanide, Free		0.0003	0.0004	RPD-NA	mg/L	N/A	20	27-APR-21
WG3524974-8 DUP		**WG3524974-10**						
Cyanide, Free		0.0009	0.0022	RPD-NA	mg/L	N/A	20	28-APR-21
WG3524974-2 LCS								
Cyanide, Free			92.6		%		80-120	27-APR-21
WG3524974-7 LCS								
Cyanide, Free			90.4		%		80-120	27-APR-21
WG3524974-1 MB								
Cyanide, Free			<0.0001		mg/L		0.002	27-APR-21
WG3524974-6 MB								
Cyanide, Free			<0.0001		mg/L		0.002	27-APR-21
WG3524974-4 MS		**WG3524974-5**						
Cyanide, Free			95.8		%		75-125	27-APR-21
WG3524974-9 MS		**WG3524974-10**						
Cyanide, Free			101.3		%		75-125	28-APR-21
CN-T-MISA-CFA-WT	**Effluent**							
Batch R5442238								
WG3524974-3 DUP		**WG3524974-5**						
Cyanide, Total		0.0006	0.0004	RPD-NA	mg/L	N/A	20	27-APR-21
WG3524974-8 DUP		**WG3524974-10**						
Cyanide, Total		0.0018	0.0006	RPD-NA	mg/L	N/A	20	28-APR-21
WG3524974-2 LCS								
Cyanide, Total			87.6		%		80-120	27-APR-21
WG3524974-7 LCS								
Cyanide, Total			88.7		%		80-120	27-APR-21
WG3524974-1 MB								
Cyanide, Total			<0.0002		mg/L		0.002	27-APR-21
WG3524974-6 MB								
Cyanide, Total			<0.0002		mg/L		0.002	27-APR-21
WG3524974-4 MS		**WG3524974-5**						
Cyanide, Total			86.2		%		75-125	27-APR-21
WG3524974-9 MS		**WG3524974-10**						

Quality Control Report

Client: New Gold Inc. Rainy River Project
24 Marr Rd
Barwick ON P0W 1A0
Contact: Garnet Cornell

Test	Matrix	Reference	Result	Qualifier	Units	RPD	Limit	Analyzed
CN-T-MISA-CFA-WT	**Effluent**							
Batch R5442238								
WG3524974-9 MS		**WG3524974-10**						
Cyanide, Total			98.7		%		75-125	28-APR-21
CN-WAD-MISA-CFA-WT	**Effluent**							
Batch R5442238								
WG3524974-3 DUP		**WG3524974-5**						
Cyanide, Weak Acid Diss		0.0004	0.0002	RPD-NA	mg/L	N/A	20	27-APR-21
WG3524974-8 DUP		**WG3524974-10**						
Cyanide, Weak Acid Diss		<0.0001	<0.0001	RPD-NA	mg/L	N/A	20	28-APR-21
WG3524974-2 LCS								
Cyanide, Weak Acid Diss			97.9		%		80-120	27-APR-21
WG3524974-7 LCS								
Cyanide, Weak Acid Diss			97.1		%		80-120	27-APR-21
WG3524974-1 MB								
Cyanide, Weak Acid Diss			<0.0001		mg/L		0.002	27-APR-21
WG3524974-6 MB								
Cyanide, Weak Acid Diss			<0.0001		mg/L		0.002	27-APR-21
WG3524974-4 MS		**WG3524974-5**						
Cyanide, Weak Acid Diss			97.2		%		75-125	27-APR-21
WG3524974-9 MS		**WG3524974-10**						
Cyanide, Weak Acid Diss			100.7		%		75-125	28-APR-21
DOC-WT	**Effluent**							
Batch R5442995								
WG3525166-3 DUP		**WG3525166-5**						
Dissolved Organic Carbon		26.4	27.4		mg/L	3.8	25	28-APR-21
WG3525166-2 LCS								
Dissolved Organic Carbon			107.1		%		70-130	28-APR-21
WG3525166-1 MB								
Dissolved Organic Carbon			<0.50		mg/L		0.5	28-APR-21
Batch R5443016								
WG3525162-3 DUP		**WG3525162-5**						
Dissolved Organic Carbon		13.3	14.1		mg/L	5.9	25	28-APR-21
WG3525162-2 LCS								
Dissolved Organic Carbon			110.2		%		70-130	28-APR-21
WG3525162-1 MB								
Dissolved Organic Carbon			<0.50		mg/L		0.5	28-APR-21
EC-MISA-TB	**Effluent**							

Quality Control Report

Client: New Gold Inc. Rainy River Project
24 Marr Rd
Barwick ON P0W 1A0
Contact: Garnet Cornell

Test	Matrix	Reference	Result	Qualifier	Units	RPD	Limit	Analyzed
EC-MISA-TB	**Effluent**							
Batch R5440646								
WG3523137-3 DUP		**L2579638-6**						
Conductivity (EC)		185	184		uS/cm	0.3	10	23-APR-21
WG3523137-2 LCS								
Conductivity (EC)			102.5		%		90-110	23-APR-21
WG3523137-1 MB								
Conductivity (EC)			1.0		uS/cm		2	23-APR-21
Batch R5441603								
WG3524104-3 DUP		**L2579638-2**						
Conductivity (EC)		89.8	90.4		uS/cm	0.7	10	26-APR-21
WG3524104-2 LCS								
Conductivity (EC)			99.6		%		90-110	26-APR-21
WG3524104-1 MB								
Conductivity (EC)			1.0		uS/cm		2	26-APR-21
HG-DIS-WT	**Effluent**							
Batch R5443312								
WG3525443-3 DUP		**L2579638-1**						
Mercury (Hg)-Dissolved		<0.000005	<0.000005	RPD-NA	mg/L	N/A	20	29-APR-21
WG3525443-2 LCS								
Mercury (Hg)-Dissolved			109.0		%		80-120	29-APR-21
WG3525443-1 MB								
Mercury (Hg)-Dissolved			<0.000005		mg/L		0.00003	29-APR-21
WG3525443-4 MS		**L2579638-2**						
Mercury (Hg)-Dissolved			103.2		%		70-130	29-APR-21
HG-TOT-WT	**Effluent**							
Batch R5443310								
WG3525435-3 DUP		**L2579638-1**						
Mercury (Hg)-Total		<0.000005	<0.000005	RPD-NA	mg/L	N/A	20	29-APR-21
WG3525435-2 LCS								
Mercury (Hg)-Total			108.0		%		80-120	29-APR-21
WG3525435-1 MB								
Mercury (Hg)-Total			<0.000005		mg/L		0.00003	29-APR-21
WG3525435-4 MS		**L2579638-2**						
Mercury (Hg)-Total			113.3		%		70-130	29-APR-21
MET-D-MISA-MS-WT	**Effluent**							

Quality Control Report

Client: New Gold Inc. Rainy River Project
24 Marr Rd
Barwick ON P0W 1A0
Contact: Garnet Cornell

Test	Matrix	Reference	Result	Qualifier	Units	RPD	Limit	Analyzed
MET-D-MISA-MS-WT	**Effluent**							
Batch R5442927								
WG3525153-4 DUP		**WG3525153-3**						
Aluminum (Al)-Dissolved		0.0110	0.0124	RPD-NA	mg/L	N/A	20	29-APR-21
Antimony (Sb)-Dissolved		0.00246	0.00248		mg/L	0.6	20	29-APR-21
Arsenic (As)-Dissolved		0.0140	0.0138		mg/L	1.3	20	29-APR-21
Barium (Ba)-Dissolved		0.0896	0.0870		mg/L	2.9	20	29-APR-21
Beryllium (Be)-Dissolved		<0.000002	<0.000002	RPD-NA	mg/L	N/A	20	29-APR-21
Bismuth (Bi)-Dissolved		0.000045	0.000035	RPD-NA	mg/L	N/A	20	29-APR-21
Boron (B)-Dissolved		0.286	0.292		mg/L	2.1	20	29-APR-21
Cadmium (Cd)-Dissolved		0.0000728	0.0000970	J	mg/L	0.000024	0.0001	29-APR-21
Calcium (Ca)-Dissolved		133	130		mg/L	2.1	20	29-APR-21
Cesium (Cs)-Dissolved		0.000123	0.000122		mg/L	1.5	25	29-APR-21
Chromium (Cr)-Dissolved		0.00014	0.00022	RPD-NA	mg/L	N/A	20	29-APR-21
Cobalt (Co)-Dissolved		0.00745	0.00752		mg/L	0.9	20	29-APR-21
Copper (Cu)-Dissolved		0.0104	0.0103		mg/L	1.3	20	29-APR-21
Iron (Fe)-Dissolved		0.021	0.022	RPD-NA	mg/L	N/A	20	29-APR-21
Lead (Pb)-Dissolved		0.00066	0.00070		mg/L	3.3	20	29-APR-21
Lithium (Li)-Dissolved		0.252	0.269		mg/L	6.6	20	29-APR-21
Magnesium (Mg)-Dissolved		42.6	42.3		mg/L	0.7	20	29-APR-21
Manganese (Mn)-Dissolved		0.0122	0.0125		mg/L	2.7	20	29-APR-21
Molybdenum (Mo)-Dissolved		0.0113	0.0115		mg/L	1.7	20	29-APR-21
Nickel (Ni)-Dissolved		0.0175	0.0174		mg/L	0.5	20	29-APR-21
Phosphorus (P)-Dissolved		<0.002	<0.002	RPD-NA	mg/L	N/A	25	29-APR-21
Potassium (K)-Dissolved		33.4	33.2		mg/L	0.7	20	29-APR-21
Rubidium (Rb)-Dissolved		0.0213	0.0222		mg/L	4.2	25	29-APR-21
Selenium (Se)-Dissolved		0.0118	0.0120		mg/L	2.1	20	29-APR-21
Silicon (Si)-Dissolved		0.740	0.784		mg/L	5.7	25	29-APR-21
Silver (Ag)-Dissolved		0.0000195	0.0000110	RPD-NA	mg/L	N/A	20	29-APR-21
Sodium (Na)-Dissolved		248	247		mg/L	0.2	20	29-APR-21
Strontium (Sr)-Dissolved		1.62	1.68		mg/L	3.7	20	29-APR-21
Sulfur (S)-Dissolved		143	145		mg/L	1.2	25	29-APR-21
Tellurium (Te)-Dissolved		0.000060	0.000055	RPD-NA	mg/L	N/A	25	29-APR-21
Thallium (Tl)-Dissolved		0.000022	0.000025	RPD-NA	mg/L	N/A	20	29-APR-21
Thorium (Th)-Dissolved		0.000006	0.000008	RPD-NA	mg/L	N/A	25	29-APR-21
Tin (Sn)-Dissolved		0.00002	0.00007		mg/L			29-APR-21

Quality Control Report

Client: New Gold Inc. Rainy River Project
24 Marr Rd
Barwick ON P0W 1A0
Contact: Garnet Cornell

Test	Matrix	Reference	Result	Qualifier	Units	RPD	Limit	Analyzed
MET-D-MISA-MS-WT	**Effluent**							
Batch R5442927								
WG3525153-4 DUP		**WG3525153-3**						
Tin (Sn)-Dissolved		0.00002	0.00007	RPD-NA	mg/L	N/A	20	29-APR-21
Titanium (Ti)-Dissolved		0.00030	0.00030	RPD-NA	mg/L	N/A	20	29-APR-21
Tungsten (W)-Dissolved		0.0142	0.0142		mg/L	0.1	20	29-APR-21
Uranium (U)-Dissolved		0.00126	0.00124		mg/L	2.1	20	29-APR-21
Vanadium (V)-Dissolved		0.00054	0.00058	RPD-NA	mg/L	N/A	20	29-APR-21
Zinc (Zn)-Dissolved		0.0012	0.0020	RPD-NA	mg/L	N/A	20	29-APR-21
Zirconium (Zr)-Dissolved		0.000020	0.000032	RPD-NA	mg/L	N/A	20	29-APR-21
WG3525153-1 MB								
Aluminum (Al)-Dissolved			0.0008		mg/L		0.005	29-APR-21
Antimony (Sb)-Dissolved			<0.000005		mg/L		0.0001	29-APR-21
Arsenic (As)-Dissolved			<0.000005		mg/L		0.0001	29-APR-21
Barium (Ba)-Dissolved			<0.00002		mg/L		0.0001	29-APR-21
Beryllium (Be)-Dissolved			<0.000002		mg/L		0.0001	29-APR-21
Bismuth (Bi)-Dissolved			<0.000005		mg/L		0.00005	29-APR-21
Boron (B)-Dissolved			<0.002		mg/L		0.01	29-APR-21
Cadmium (Cd)-Dissolved			0.0000006		mg/L		0.000005	29-APR-21
Calcium (Ca)-Dissolved			0.005		mg/L		0.05	29-APR-21
Cesium (Cs)-Dissolved			0.0000006		mg/L		0.00001	29-APR-21
Chromium (Cr)-Dissolved			<0.00002		mg/L		0.0005	29-APR-21
Cobalt (Co)-Dissolved			<0.000002		mg/L		0.0001	29-APR-21
Copper (Cu)-Dissolved			<0.00005		mg/L		0.0002	29-APR-21
Iron (Fe)-Dissolved			<0.001		mg/L		0.01	29-APR-21
Lead (Pb)-Dissolved			<0.00002		mg/L		0.00005	29-APR-21
Lithium (Li)-Dissolved			<0.0002		mg/L		0.001	29-APR-21
Magnesium (Mg)-Dissolved			0.0005		mg/L		0.005	29-APR-21
Manganese (Mn)-Dissolved			<0.00002		mg/L		0.0005	29-APR-21
Molybdenum (Mo)-Dissolved			<0.000005		mg/L		0.00005	29-APR-21
Nickel (Ni)-Dissolved			<0.00002		mg/L		0.0005	29-APR-21
Phosphorus (P)-Dissolved			<0.002		mg/L		0.05	29-APR-21
Potassium (K)-Dissolved			0.002		mg/L		0.05	29-APR-21
Rubidium (Rb)-Dissolved			<0.000002		mg/L		0.0002	29-APR-21
Selenium (Se)-Dissolved			0.000004		mg/L		0.00005	29-APR-21
Silicon (Si)-Dissolved			<0.002		mg/L		0.05	29-APR-21
							0.00005	

Quality Control Report

Client: New Gold Inc. Rainy River Project
24 Marr Rd
Barwick ON P0W 1A0
Contact: Garnet Cornell

Test	Matrix	Reference	Result	Qualifier	Units	RPD	Limit	Analyzed
MET-D-MISA-MS-WT	**Effluent**							
Batch R5442927								
WG3525153-1 MB								
Silver (Ag)-Dissolved			0.0000025		mg/L		0.00005	29-APR-21
Sodium (Na)-Dissolved			<0.005		mg/L		0.05	29-APR-21
Strontium (Sr)-Dissolved			0.00005		mg/L		0.001	29-APR-21
Sulfur (S)-Dissolved			<0.05		mg/L		0.5	29-APR-21
Tellurium (Te)-Dissolved			<0.000005		mg/L		0.0002	29-APR-21
Thallium (Tl)-Dissolved			<0.000001		mg/L		0.00001	29-APR-21
Thorium (Th)-Dissolved			<0.000002		mg/L		0.0001	29-APR-21
Tin (Sn)-Dissolved			<0.00001		mg/L		0.0001	29-APR-21
Titanium (Ti)-Dissolved			<0.00002		mg/L		0.0003	29-APR-21
Tungsten (W)-Dissolved			<0.000002		mg/L		0.0001	29-APR-21
Uranium (U)-Dissolved			<0.0000005		mg/L		0.00001	29-APR-21
Vanadium (V)-Dissolved			<0.00002		mg/L		0.0005	29-APR-21
Zinc (Zn)-Dissolved			<0.0002		mg/L		0.001	29-APR-21
Zirconium (Zr)-Dissolved			<0.000004		mg/L		0.0002	29-APR-21
Batch R5443572								
WG3525242-4 DUP		**WG3525242-3**						
Aluminum (Al)-Dissolved		<0.0002	<0.0002	RPD-NA	mg/L	N/A	20	29-APR-21
Antimony (Sb)-Dissolved		<0.000005	<0.000005	RPD-NA	mg/L	N/A	20	29-APR-21
Arsenic (As)-Dissolved		<0.000005	<0.000005	RPD-NA	mg/L	N/A	20	29-APR-21
Barium (Ba)-Dissolved		0.00006	0.00006	RPD-NA	mg/L	N/A	20	29-APR-21
Beryllium (Be)-Dissolved		<0.000002	<0.000002	RPD-NA	mg/L	N/A	20	29-APR-21
Bismuth (Bi)-Dissolved		0.000005	<0.000005	RPD-NA	mg/L	N/A	20	29-APR-21
Boron (B)-Dissolved		0.006	0.006	RPD-NA	mg/L	N/A	20	29-APR-21
Cadmium (Cd)-Dissolved		<0.0000002	<0.0000002	RPD-NA	mg/L	N/A	20	29-APR-21
Calcium (Ca)-Dissolved		0.035	0.035	RPD-NA	mg/L	N/A	20	29-APR-21
Cesium (Cs)-Dissolved		<0.0000002	<0.0000002	RPD-NA	mg/L	N/A	25	29-APR-21
Chromium (Cr)-Dissolved		0.00010	0.00008	RPD-NA	mg/L	N/A	20	29-APR-21
Cobalt (Co)-Dissolved		<0.000002	<0.000002	RPD-NA	mg/L	N/A	20	29-APR-21
Copper (Cu)-Dissolved		<0.00005	<0.00005	RPD-NA	mg/L	N/A	20	29-APR-21
Iron (Fe)-Dissolved		<0.001	<0.001	RPD-NA	mg/L	N/A	20	29-APR-21
Lead (Pb)-Dissolved		<0.00002	<0.00002	RPD-NA	mg/L	N/A	20	29-APR-21
Lithium (Li)-Dissolved		<0.0002	<0.0002	RPD-NA	mg/L	N/A	20	29-APR-21
Magnesium (Mg)-Dissolved		<0.0005	<0.0005	RPD-NA	mg/L	N/A	20	29-APR-21

Quality Control Report

Client: New Gold Inc. Rainy River Project
24 Marr Rd
Barwick ON P0W 1A0
Contact: Garnet Cornell

Test	Matrix	Reference	Result	Qualifier	Units	RPD	Limit	Analyzed
MET-D-MISA-MS-WT	**Effluent**							
Batch	**R5443572**							
WG3525242-4	**DUP**	**WG3525242-3**						
Manganese (Mn)-Dissolved		<0.00002	<0.00002	RPD-NA	mg/L	N/A	20	29-APR-21
Molybdenum (Mo)-Dissolved		0.000020	0.000020	RPD-NA	mg/L	N/A	20	29-APR-21
Nickel (Ni)-Dissolved		<0.00002	<0.00002	RPD-NA	mg/L	N/A	20	29-APR-21
Phosphorus (P)-Dissolved		<0.002	<0.002	RPD-NA	mg/L	N/A	25	29-APR-21
Potassium (K)-Dissolved		0.004	<0.002	RPD-NA	mg/L	N/A	20	29-APR-21
Rubidium (Rb)-Dissolved		<0.000002	0.000002	RPD-NA	mg/L	N/A	25	29-APR-21
Selenium (Se)-Dissolved		<0.000002	<0.000002	RPD-NA	mg/L	N/A	20	29-APR-21
Silicon (Si)-Dissolved		0.034	0.036	RPD-NA	mg/L	N/A	25	29-APR-21
Silver (Ag)-Dissolved		<0.0000005	<0.0000005	RPD-NA	mg/L	N/A	20	29-APR-21
Sodium (Na)-Dissolved		0.110	0.105		mg/L	5.1	20	29-APR-21
Strontium (Sr)-Dissolved		0.00007	0.00006	RPD-NA	mg/L	N/A	20	29-APR-21
Sulfur (S)-Dissolved		<0.05	<0.05	RPD-NA	mg/L	N/A	25	29-APR-21
Tellurium (Te)-Dissolved		0.000010	<0.000005	RPD-NA	mg/L	N/A	25	29-APR-21
Thallium (Tl)-Dissolved		<0.000001	<0.000001	RPD-NA	mg/L	N/A	20	29-APR-21
Thorium (Th)-Dissolved		<0.000002	<0.000002	RPD-NA	mg/L	N/A	25	29-APR-21
Tin (Sn)-Dissolved		<0.00001	<0.00001	RPD-NA	mg/L	N/A	20	29-APR-21
Titanium (Ti)-Dissolved		<0.00002	<0.00002	RPD-NA	mg/L	N/A	20	29-APR-21
Tungsten (W)-Dissolved		<0.000002	<0.000002	RPD-NA	mg/L	N/A	20	29-APR-21
Uranium (U)-Dissolved		<0.0000005	<0.0000005	RPD-NA	mg/L	N/A	20	29-APR-21
Vanadium (V)-Dissolved		<0.00002	<0.00002	RPD-NA	mg/L	N/A	20	29-APR-21
Zinc (Zn)-Dissolved		0.0004	0.0004	RPD-NA	mg/L	N/A	20	29-APR-21
Zirconium (Zr)-Dissolved		<0.000004	<0.000004	RPD-NA	mg/L	N/A	20	29-APR-21
WG3525242-1	**MB**							
Aluminum (Al)-Dissolved			0.0006		mg/L		0.005	29-APR-21
Antimony (Sb)-Dissolved			<0.000005		mg/L		0.0001	29-APR-21
Arsenic (As)-Dissolved			0.000005		mg/L		0.0001	29-APR-21
Barium (Ba)-Dissolved			<0.00002		mg/L		0.0001	29-APR-21
Beryllium (Be)-Dissolved			<0.000002		mg/L		0.0001	29-APR-21
Bismuth (Bi)-Dissolved			<0.000005		mg/L		0.00005	29-APR-21
Boron (B)-Dissolved			<0.002		mg/L		0.01	29-APR-21
Cadmium (Cd)-Dissolved			<0.0000002		mg/L		0.000005	29-APR-21
Calcium (Ca)-Dissolved			0.005		mg/L		0.05	29-APR-21
Cesium (Cs)-Dissolved			0.0000004		mg/L		0.00001	29-APR-21

Quality Control Report

Client: New Gold Inc. Rainy River Project
24 Marr Rd
Barwick ON P0W 1A0
Contact: Garnet Cornell

Test	Matrix	Reference	Result	Qualifier	Units	RPD	Limit	Analyzed
MET-D-MISA-MS-WT	**Effluent**							
Batch R5443572								
WG3525242-1 MB								
Chromium (Cr)-Dissolved			<0.00002		mg/L		0.0005	29-APR-21
Cobalt (Co)-Dissolved			<0.000002		mg/L		0.0001	29-APR-21
Copper (Cu)-Dissolved			<0.00005		mg/L		0.0002	29-APR-21
Iron (Fe)-Dissolved			<0.001		mg/L		0.01	29-APR-21
Lead (Pb)-Dissolved			<0.00002		mg/L		0.00005	29-APR-21
Lithium (Li)-Dissolved			<0.0002		mg/L		0.001	29-APR-21
Magnesium (Mg)-Dissolved			0.0020		mg/L		0.005	29-APR-21
Manganese (Mn)-Dissolved			<0.00002		mg/L		0.0005	29-APR-21
Molybdenum (Mo)-Dissolved			<0.000005		mg/L		0.00005	29-APR-21
Nickel (Ni)-Dissolved			0.00002		mg/L		0.0005	29-APR-21
Phosphorus (P)-Dissolved			<0.002		mg/L		0.05	29-APR-21
Potassium (K)-Dissolved			<0.002		mg/L		0.05	29-APR-21
Rubidium (Rb)-Dissolved			0.000002		mg/L		0.0002	29-APR-21
Selenium (Se)-Dissolved			<0.000002		mg/L		0.00005	29-APR-21
Silicon (Si)-Dissolved			<0.002		mg/L		0.05	29-APR-21
Silver (Ag)-Dissolved			0.0000010		mg/L		0.00005	29-APR-21
Sodium (Na)-Dissolved			<0.005		mg/L		0.05	29-APR-21
Strontium (Sr)-Dissolved			<0.00001		mg/L		0.001	29-APR-21
Sulfur (S)-Dissolved			<0.05		mg/L		0.5	29-APR-21
Tellurium (Te)-Dissolved			<0.000005		mg/L		0.0002	29-APR-21
Thallium (Tl)-Dissolved			<0.000001		mg/L		0.00001	29-APR-21
Thorium (Th)-Dissolved			<0.000002		mg/L		0.0001	29-APR-21
Tin (Sn)-Dissolved			0.00004		mg/L		0.0001	29-APR-21
Titanium (Ti)-Dissolved			<0.00002		mg/L		0.0003	29-APR-21
Tungsten (W)-Dissolved			0.000002		mg/L		0.0001	29-APR-21
Uranium (U)-Dissolved			<0.0000005		mg/L		0.00001	29-APR-21
Vanadium (V)-Dissolved			<0.00002		mg/L		0.0005	29-APR-21
Zinc (Zn)-Dissolved			<0.0002		mg/L		0.001	29-APR-21
Zirconium (Zr)-Dissolved			<0.000004		mg/L		0.0002	29-APR-21
MET-T-MISA-MS-WT	**Effluent**							
Batch R5442830								
WG3525234-4 DUP		**WG3525234-3**						
Aluminum (Al)-Total		0.0816	0.0858		mg/L	5.1	25	28-APR-21
Antimony (Sb)-Total		0.000735	0.000750					

Quality Control Report

Client: New Gold Inc. Rainy River Project
24 Marr Rd
Barwick ON P0W 1A0
Contact: Garnet Cornell

Test	Matrix	Reference	Result	Qualifier	Units	RPD	Limit	Analyzed
MET-T-MISA-MS-WT	**Effluent**							
Batch R5442830								
WG3525234-4 DUP		**WG3525234-3**						
Antimony (Sb)-Total		0.000735	0.000750		mg/L	1.8	25	28-APR-21
Arsenic (As)-Total		0.00192	0.00197		mg/L	2.3	25	28-APR-21
Barium (Ba)-Total		0.0345	0.0342		mg/L	0.8	25	28-APR-21
Beryllium (Be)-Total		0.000006	0.000006	RPD-NA	mg/L	N/A	25	28-APR-21
Bismuth (Bi)-Total		0.000010	0.000005	RPD-NA	mg/L	N/A	25	28-APR-21
Boron (B)-Total		0.042	0.042		mg/L	1.5	25	28-APR-21
Cadmium (Cd)-Total		0.0000070	0.0000088		mg/L	24	25	28-APR-21
Calcium (Ca)-Total		63.4	61.0		mg/L	3.8	25	28-APR-21
Cesium (Cs)-Total		0.0000600	0.0000650		mg/L	7.8	25	28-APR-21
Chromium (Cr)-Total		0.00024	0.00026	RPD-NA	mg/L	N/A	25	28-APR-21
Cobalt (Co)-Total		0.000148	0.000158		mg/L	6.4	25	28-APR-21
Copper (Cu)-Total		0.00165	0.00170		mg/L	0.9	25	28-APR-21
Iron (Fe)-Total		0.085	0.088		mg/L	3.0	25	28-APR-21
Lead (Pb)-Total		0.00006	0.00006		mg/L	6.6	25	28-APR-21
Lithium (Li)-Total		0.0156	0.0160		mg/L	1.5	25	28-APR-21
Magnesium (Mg)-Total		28.1	28.8		mg/L	2.4	25	28-APR-21
Manganese (Mn)-Total		0.0181	0.0183		mg/L	1.1	25	28-APR-21
Molybdenum (Mo)-Total		0.00357	0.00364		mg/L	2.0	25	28-APR-21
Nickel (Ni)-Total		0.00128	0.00126		mg/L	1.4	25	28-APR-21
Phosphorus (P)-Total		0.006	0.002	RPD-NA	mg/L	N/A	25	28-APR-21
Potassium (K)-Total		4.50	4.46		mg/L	1.0	25	28-APR-21
Rubidium (Rb)-Total		0.00178	0.00177		mg/L	0.6	25	28-APR-21
Selenium (Se)-Total		0.000488	0.000456		mg/L	6.4	25	28-APR-21
Silicon (Si)-Total		1.12	1.17		mg/L	4.2	25	28-APR-21
Silver (Ag)-Total		0.0000060	0.0000050	RPD-NA	mg/L	N/A	25	28-APR-21
Sodium (Na)-Total		11.5	11.4		mg/L	0.7	25	28-APR-21
Strontium (Sr)-Total		0.256	0.248		mg/L	3.2	25	28-APR-21
Sulfur (S)-Total		45.5	45.2		mg/L	0.7	25	28-APR-21
Tellurium (Te)-Total		0.000025	0.000035	RPD-NA	mg/L	N/A	25	28-APR-21
Thallium (Tl)-Total		0.000006	0.000005	RPD-NA	mg/L	N/A	25	28-APR-21
Thorium (Th)-Total		0.000022	0.000022	RPD-NA	mg/L	N/A	25	28-APR-21
Tin (Sn)-Total		0.00001	0.00002	RPD-NA	mg/L	N/A	25	28-APR-21
Titanium (Ti)-Total		0.00300	0.00280		mg/L			28-APR-21

Quality Control Report

Client: New Gold Inc. Rainy River Project
24 Marr Rd
Barwick ON P0W 1A0
Contact: Garnet Cornell

Test	Matrix	Reference	Result	Qualifier	Units	RPD	Limit	Analyzed
MET-T-MISA-MS-WT	**Effluent**							
Batch R5442830								
WG3525234-4 DUP		**WG3525234-3**						
Titanium (Ti)-Total		0.00300	0.00280		mg/L	7.0	25	28-APR-21
Tungsten (W)-Total		0.000036	0.000036	RPD-NA	mg/L	N/A	25	28-APR-21
Uranium (U)-Total		0.00215	0.00214		mg/L	0.5	25	28-APR-21
Vanadium (V)-Total		0.00094	0.00094		mg/L	0.3	25	28-APR-21
Zinc (Zn)-Total		0.0014	0.0014	RPD-NA	mg/L	N/A	25	28-APR-21
Zirconium (Zr)-Total		0.000168	0.000164	RPD-NA	mg/L	N/A	25	28-APR-21
WG3525234-1 MB								
Aluminum (Al)-Total			0.0008		mg/L		0.005	28-APR-21
Antimony (Sb)-Total			0.000005		mg/L		0.0001	28-APR-21
Arsenic (As)-Total			0.000030		mg/L		0.0001	28-APR-21
Barium (Ba)-Total			<0.00002		mg/L		0.0001	28-APR-21
Beryllium (Be)-Total			<0.000002		mg/L		0.0001	28-APR-21
Bismuth (Bi)-Total			<0.000005		mg/L		0.00005	28-APR-21
Boron (B)-Total			<0.002		mg/L		0.01	28-APR-21
Cadmium (Cd)-Total			0.0000004		mg/L		0.000005	28-APR-21
Calcium (Ca)-Total			<0.005		mg/L		0.05	28-APR-21
Cesium (Cs)-Total			<0.0000002		mg/L		0.00001	28-APR-21
Chromium (Cr)-Total			0.00008		mg/L		0.0005	28-APR-21
Cobalt (Co)-Total			<0.000002		mg/L		0.0001	28-APR-21
Copper (Cu)-Total			<0.00005		mg/L		0.0005	28-APR-21
Iron (Fe)-Total			<0.001		mg/L		0.01	28-APR-21
Lead (Pb)-Total			<0.00002		mg/L		0.00005	28-APR-21
Lithium (Li)-Total			<0.0002		mg/L		0.001	28-APR-21
Magnesium (Mg)-Total			0.0015		mg/L		0.005	28-APR-21
Manganese (Mn)-Total			<0.00002		mg/L		0.0005	28-APR-21
Molybdenum (Mo)-Total			<0.000005		mg/L		0.00005	28-APR-21
Nickel (Ni)-Total			0.00008		mg/L		0.0005	28-APR-21
Phosphorus (P)-Total			0.012		mg/L		0.05	28-APR-21
Potassium (K)-Total			0.002		mg/L		0.05	28-APR-21
Rubidium (Rb)-Total			0.000004		mg/L		0.0002	28-APR-21
Selenium (Se)-Total			0.000004		mg/L		0.00005	28-APR-21
Silicon (Si)-Total			0.024		mg/L		0.1	28-APR-21
Silver (Ag)-Total			0.0000020		mg/L		0.00005	28-APR-21
							0.05	

Quality Control Report

Client: New Gold Inc. Rainy River Project
24 Marr Rd
Barwick ON P0W 1A0
Contact: Garnet Cornell

Test	Matrix	Reference	Result	Qualifier	Units	RPD	Limit	Analyzed
MET-T-MISA-MS-WT	**Effluent**							
Batch R5442830								
WG3525234-1 MB								
Sodium (Na)-Total			0.020		mg/L		0.05	28-APR-21
Strontium (Sr)-Total			0.00002		mg/L		0.001	28-APR-21
Sulfur (S)-Total			<0.05		mg/L		0.5	28-APR-21
Tellurium (Te)-Total			<0.000005		mg/L		0.0002	28-APR-21
Thallium (Tl)-Total			<0.000001		mg/L		0.00001	28-APR-21
Thorium (Th)-Total			<0.000002		mg/L		0.0001	28-APR-21
Tin (Sn)-Total			<0.00001		mg/L		0.0001	28-APR-21
Titanium (Ti)-Total			<0.00002		mg/L		0.0003	28-APR-21
Tungsten (W)-Total			0.000002		mg/L		0.0001	28-APR-21
Uranium (U)-Total			<0.0000005		mg/L		0.00001	28-APR-21
Vanadium (V)-Total			0.00020		mg/L		0.0005	28-APR-21
Zinc (Zn)-Total			<0.0002		mg/L		0.003	28-APR-21
Zirconium (Zr)-Total			<0.000004		mg/L		0.0002	28-APR-21
Batch R5444048								
WG3526974-4 DUP		**WG3526974-3**						
Aluminum (Al)-Total		0.0282	0.0330		mg/L	16	25	30-APR-21
Antimony (Sb)-Total		0.000035	0.000035	RPD-NA	mg/L	N/A	25	30-APR-21
Arsenic (As)-Total		0.000520	0.000490		mg/L	6.6	25	30-APR-21
Barium (Ba)-Total		0.00410	0.00398		mg/L	3.0	25	30-APR-21
Beryllium (Be)-Total		<0.000002	<0.000002	RPD-NA	mg/L	N/A	25	30-APR-21
Bismuth (Bi)-Total		0.000010	<0.000005	RPD-NA	mg/L	N/A	25	30-APR-21
Boron (B)-Total		0.058	0.056		mg/L	0.8	25	30-APR-21
Cadmium (Cd)-Total		0.0000056	0.0000062		mg/L	10	25	30-APR-21
Calcium (Ca)-Total		29.2	29.2		mg/L	0.0	25	30-APR-21
Cesium (Cs)-Total		0.0000148	0.0000128		mg/L	14	25	30-APR-21
Chromium (Cr)-Total		0.00024	0.00024	RPD-NA	mg/L	N/A	25	30-APR-21
Cobalt (Co)-Total		0.000256	0.000232		mg/L	9.8	25	30-APR-21
Copper (Cu)-Total		0.00460	0.00430		mg/L	6.0	25	30-APR-21
Iron (Fe)-Total		0.097	0.091		mg/L	6.5	25	30-APR-21
Lead (Pb)-Total		0.00004	0.00006	RPD-NA	mg/L	N/A	25	30-APR-21
Lithium (Li)-Total		0.0004	0.0004	RPD-NA	mg/L	N/A	25	30-APR-21
Magnesium (Mg)-Total		4.93	4.54		mg/L	8.4	25	30-APR-21
Manganese (Mn)-Total		0.102	0.0956		mg/L	6.8	25	30-APR-21

Quality Control Report

Client: New Gold Inc. Rainy River Project
24 Marr Rd
Barwick ON P0W 1A0
Contact: Garnet Cornell

Test	Matrix	Reference	Result	Qualifier	Units	RPD	Limit	Analyzed
MET-T-MISA-MS-WT	**Effluent**							
Batch R5444048								
WG3526974-4 DUP		**WG3526974-3**						
Molybdenum (Mo)-Total		0.00750	0.00730		mg/L	2.7	25	30-APR-21
Nickel (Ni)-Total		0.00050	0.00050	RPD-NA	mg/L	N/A	25	30-APR-21
Phosphorus (P)-Total		<0.002	<0.002	RPD-NA	mg/L	N/A	25	30-APR-21
Potassium (K)-Total		2.58	2.48		mg/L	3.9	25	30-APR-21
Rubidium (Rb)-Total		0.00121	0.00119		mg/L	2.0	25	30-APR-21
Selenium (Se)-Total		0.000074	0.000080		mg/L	8.4	25	30-APR-21
Silicon (Si)-Total		0.510	0.514		mg/L	0.9	25	30-APR-21
Silver (Ag)-Total		0.0000025	0.0000020	RPD-NA	mg/L	N/A	25	30-APR-21
Sodium (Na)-Total		9.83	9.20		mg/L	6.6	25	30-APR-21
Strontium (Sr)-Total		0.0698	0.0710		mg/L	1.7	25	30-APR-21
Sulfur (S)-Total		11.4	11.5		mg/L	0.9	25	30-APR-21
Tellurium (Te)-Total		0.000010	0.000025	RPD-NA	mg/L	N/A	25	30-APR-21
Thallium (Tl)-Total		0.000003	0.000001	RPD-NA	mg/L	N/A	25	30-APR-21
Thorium (Th)-Total		0.000010	0.000008	RPD-NA	mg/L	N/A	25	30-APR-21
Tin (Sn)-Total		0.00001	0.00016	RPD-NA	mg/L	N/A	25	30-APR-21
Titanium (Ti)-Total		0.00064	0.00064		mg/L	1.2	25	30-APR-21
Tungsten (W)-Total		0.00150	0.00148		mg/L	1.5	25	30-APR-21
Uranium (U)-Total		0.000244	0.000235		mg/L	3.8	25	30-APR-21
Vanadium (V)-Total		0.00010	0.00010	RPD-NA	mg/L	N/A	25	30-APR-21
Zinc (Zn)-Total		0.0060	0.0060		mg/L	2.1	25	30-APR-21
Zirconium (Zr)-Total		0.000020	0.000016	RPD-NA	mg/L	N/A	25	30-APR-21
WG3526974-1 MB								
Aluminum (Al)-Total			0.0008		mg/L		0.005	30-APR-21
Antimony (Sb)-Total			0.000015		mg/L		0.0001	30-APR-21
Arsenic (As)-Total			0.000005		mg/L		0.0001	30-APR-21
Barium (Ba)-Total			<0.00002		mg/L		0.0001	30-APR-21
Beryllium (Be)-Total			<0.000002		mg/L		0.0001	30-APR-21
Bismuth (Bi)-Total			0.000020		mg/L		0.00005	30-APR-21
Boron (B)-Total			<0.002		mg/L		0.01	30-APR-21
Cadmium (Cd)-Total			<0.0000002		mg/L		0.000005	30-APR-21
Calcium (Ca)-Total			<0.005		mg/L		0.05	30-APR-21
Cesium (Cs)-Total			0.0000004		mg/L		0.00001	30-APR-21
Chromium (Cr)-Total			0.00006		mg/L		0.0005	30-APR-21

Quality Control Report

Client: New Gold Inc. Rainy River Project
24 Marr Rd
Barwick ON P0W 1A0
Contact: Garnet Cornell

Test	Matrix	Reference	Result	Qualifier	Units	RPD	Limit	Analyzed
MET-T-MISA-MS-WT	**Effluent**							
Batch R5444048								
WG3526974-1 MB								
Cobalt (Co)-Total			<0.000002		mg/L		0.0001	30-APR-21
Copper (Cu)-Total			<0.00005		mg/L		0.0005	30-APR-21
Iron (Fe)-Total			<0.001		mg/L		0.01	30-APR-21
Lead (Pb)-Total			0.00004		mg/L		0.00005	30-APR-21
Lithium (Li)-Total			<0.0002		mg/L		0.001	30-APR-21
Magnesium (Mg)-Total			0.0020		mg/L		0.005	30-APR-21
Manganese (Mn)-Total			<0.00002		mg/L		0.0005	30-APR-21
Molybdenum (Mo)-Total			<0.000005		mg/L		0.00005	30-APR-21
Nickel (Ni)-Total			<0.00002		mg/L		0.0005	30-APR-21
Phosphorus (P)-Total			0.012		mg/L		0.05	30-APR-21
Potassium (K)-Total			<0.002		mg/L		0.05	30-APR-21
Rubidium (Rb)-Total			<0.000002		mg/L		0.0002	30-APR-21
Selenium (Se)-Total			0.000002		mg/L		0.00005	30-APR-21
Silicon (Si)-Total			0.020		mg/L		0.1	30-APR-21
Silver (Ag)-Total			0.0000060		mg/L		0.00005	30-APR-21
Sodium (Na)-Total			<0.005		mg/L		0.05	30-APR-21
Strontium (Sr)-Total			<0.00001		mg/L		0.001	30-APR-21
Sulfur (S)-Total			<0.05		mg/L		0.5	30-APR-21
Tellurium (Te)-Total			<0.000005		mg/L		0.0002	30-APR-21
Thallium (Tl)-Total			<0.000001		mg/L		0.00001	30-APR-21
Thorium (Th)-Total			<0.000002		mg/L		0.0001	30-APR-21
Tin (Sn)-Total			<0.00001		mg/L		0.0001	30-APR-21
Titanium (Ti)-Total			<0.00002		mg/L		0.0003	30-APR-21
Tungsten (W)-Total			<0.000002		mg/L		0.0001	30-APR-21
Uranium (U)-Total			<0.0000005		mg/L		0.00001	30-APR-21
Vanadium (V)-Total			0.00012		mg/L		0.0005	30-APR-21
Zinc (Zn)-Total			<0.0002		mg/L		0.003	30-APR-21
Zirconium (Zr)-Total			<0.000004		mg/L		0.0002	30-APR-21
NH3-F-WT	**Effluent**							
Batch R5448016								
WG3527185-3 DUP		**WG3527185-5**						
Ammonia, Total (as N)		<0.002	<0.002	RPD-NA	mg/L	N/A	25	04-MAY-21
WG3527356-3 DUP		**WG3527356-5**						
Ammonia, Total (as N)		0.076	0.068		mg/L	11	25	04-MAY-21

Quality Control Report

Client: New Gold Inc. Rainy River Project
24 Marr Rd
Barwick ON P0W 1A0
Contact: Garnet Cornell

Test	Matrix	Reference	Result	Qualifier	Units	RPD	Limit	Analyzed
NH3-F-WT	**Effluent**							
Batch R5448016								
WG3527385-3 DUP		**WG3527385-5**						
Ammonia, Total (as N)		1.34	1.45		mg/L	7.9	25	04-MAY-21
WG3527185-2 LCS								
Ammonia, Total (as N)			109.5		%		70-130	04-MAY-21
WG3527356-2 LCS								
Ammonia, Total (as N)			107.2		%		70-130	04-MAY-21
WG3527385-2 LCS								
Ammonia, Total (as N)			92.3		%		70-130	04-MAY-21
WG3527185-1 MB								
Ammonia, Total (as N)			0.004		mg/L		0.02	04-MAY-21
WG3527356-1 MB								
Ammonia, Total (as N)			0.002		mg/L		0.02	04-MAY-21
WG3527385-1 MB								
Ammonia, Total (as N)			<0.002		mg/L		0.02	04-MAY-21
WG3527185-4 MS		**WG3527185-5**						
Ammonia, Total (as N)			83.3		%		70-130	04-MAY-21
WG3527356-4 MS		**WG3527356-5**						
Ammonia, Total (as N)			104.7		%		70-130	04-MAY-21
WG3527385-4 MS		**WG3527385-5**						
Ammonia, Total (as N)			N/A	MS-B	%		-	04-MAY-21
NO2-MISA-IC-TB	**Effluent**							
Batch R5441056								
WG3523160-3 DUP		**L2579638-14**						
Nitrite (as N)		<0.001	<0.001	RPD-NA	mg/L	N/A	20	23-APR-21
WG3523160-2 LCS								
Nitrite (as N)			103.5		%		90-110	23-APR-21
WG3523160-1 MB								
Nitrite (as N)			<0.001		mg/L		0.01	23-APR-21
Batch R5442422								
WG3524181-3 DUP		**L2579638-7**						
Nitrite (as N)		<0.001	<0.001	RPD-NA	mg/L	N/A	20	27-APR-21
WG3523488-2 LCS								
Nitrite (as N)			97.9		%		90-110	27-APR-21
WG3524181-2 LCS								
Nitrite (as N)			96.4		%		90-110	27-APR-21
WG3523488-1 MB								
Nitrite (as N)			<0.001		mg/L		0.01	27-APR-21
WG3524181-1 MB								

Quality Control Report

Client: New Gold Inc. Rainy River Project
24 Marr Rd
Barwick ON P0W 1A0
Contact: Garnet Cornell

Test	Matrix	Reference	Result	Qualifier	Units	RPD	Limit	Analyzed
NO2-MISA-IC-TB	**Effluent**							
Batch R5442422								
WG3524181-1 MB								
Nitrite (as N)			<0.001		mg/L		0.01	27-APR-21
WG3523488-4 MS		**L2579638-19**						
Nitrite (as N)			104.0		%		75-125	27-APR-21
NO3-MISA-IC-TB	**Effluent**							
Batch R5441056								
WG3523160-3 DUP		**L2579638-14**						
Nitrate (as N)		0.152	0.142		mg/L	7.2	20	23-APR-21
WG3523160-2 LCS								
Nitrate (as N)			101.2		%		90-110	23-APR-21
WG3523160-1 MB								
Nitrate (as N)			0.002		mg/L		0.02	23-APR-21
Batch R5442422								
WG3524181-3 DUP		**L2579638-7**						
Nitrate (as N)		0.040	0.042		mg/L	3.8	20	27-APR-21
WG3523488-2 LCS								
Nitrate (as N)			98.0		%		90-110	27-APR-21
WG3524181-2 LCS								
Nitrate (as N)			94.6		%		90-110	27-APR-21
WG3523488-1 MB								
Nitrate (as N)			<0.002		mg/L		0.02	27-APR-21
WG3524181-1 MB								
Nitrate (as N)			<0.002		mg/L		0.02	27-APR-21
WG3523488-4 MS		**L2579638-19**						
Nitrate (as N)			101.5		%		75-125	27-APR-21
OGG-TOT-WT	**Effluent**							
Batch R5443591								
WG3526454-2 LCS								
Oil and Grease, Total			96.8		%		50-150	29-APR-21
WG3526454-1 MB								
Oil and Grease, Total			0.6		mg/L		1	29-APR-21
Batch R5450037								
WG3526022-2 LCS								
Oil and Grease, Total			90.6		%		50-150	29-APR-21
WG3526022-1 MB								
Oil and Grease, Total			0.6		mg/L		1	29-APR-21
PH-MISA-TB	**Effluent**							

Quality Control Report

Client: New Gold Inc. Rainy River Project
24 Marr Rd
Barwick ON P0W 1A0
Contact: Garnet Cornell

Test	Matrix	Reference	Result	Qualifier	Units	RPD	Limit	Analyzed
PH-MISA-TB	**Effluent**							
Batch R5440646								
WG3523137-3 DUP		**L2579638-6**						
pH		7.77	7.78	J	pH	0.01	0.2	23-APR-21
WG3523137-2 LCS								
pH			6.95		pH		6.9-7.1	23-APR-21
Batch R5441603								
WG3524104-3 DUP		**L2579638-2**						
pH		7.30	7.33	J	pH	0.03	0.2	26-APR-21
WG3524104-2 LCS								
pH			7.00		pH		6.9-7.1	26-APR-21
SO4-MISA-IC-TB	**Effluent**							
Batch R5441056								
WG3523160-3 DUP		**L2579638-14**						
Sulfate (SO4)		15.6	15.7		mg/L	0.3	20	23-APR-21
WG3523160-2 LCS								
Sulfate (SO4)			104.4		%		90-110	23-APR-21
WG3523160-1 MB								
Sulfate (SO4)			<0.05		mg/L		0.3	23-APR-21
Batch R5442422								
WG3524181-3 DUP		**L2579638-7**						
Sulfate (SO4)		3.70	3.70		mg/L	0.5	20	27-APR-21
WG3523488-2 LCS								
Sulfate (SO4)			101.8		%		90-110	27-APR-21
WG3524181-2 LCS								
Sulfate (SO4)			95.5		%		90-110	27-APR-21
WG3523488-1 MB								
Sulfate (SO4)			<0.05		mg/L		0.3	27-APR-21
WG3524181-1 MB								
Sulfate (SO4)			<0.05		mg/L		0.3	27-APR-21
WG3523488-4 MS		**L2579638-19**						
Sulfate (SO4)			105.4		%		75-125	27-APR-21
TDS-MISA-TB	**Effluent**							
Batch R5441779								
WG3524144-2 LCS								
Total Dissolved Solids			96.5		%		85-115	26-APR-21
WG3524144-1 MB								
Total Dissolved Solids			2		mg/L		10	26-APR-21

Quality Control Report

Client: New Gold Inc. Rainy River Project
24 Marr Rd
Barwick ON P0W 1A0
Contact: Garnet Cornell

Test	Matrix	Reference	Result	Qualifier	Units	RPD	Limit	Analyzed
TDS-MISA-TB	**Effluent**							
Batch R5442592								
WG3524716-3 DUP		**L2579618-1**						
Total Dissolved Solids		714	830		mg/L	15	20	27-APR-21
WG3524716-2 LCS								
Total Dissolved Solids			94.8		%		85-115	27-APR-21
WG3524716-1 MB								
Total Dissolved Solids			10		mg/L		10	27-APR-21
TKN-WT	**Effluent**							
Batch R5445817								
WG3527187-3 DUP		**WG3527187-5**						
Total Kjeldahl Nitrogen		0.10	0.10	RPD-NA	mg/L	N/A	20	03-MAY-21
WG3527359-3 DUP		**WG3527359-5**						
Total Kjeldahl Nitrogen		0.50	0.55		mg/L	12	20	03-MAY-21
WG3527408-3 DUP		**WG3527408-5**						
Total Kjeldahl Nitrogen		0.45	0.35	J	mg/L	0.10	0.36	03-MAY-21
WG3527187-2 LCS								
Total Kjeldahl Nitrogen			96.5		%		75-125	03-MAY-21
WG3527359-2 LCS								
Total Kjeldahl Nitrogen			96.8		%		75-125	03-MAY-21
WG3527408-2 LCS								
Total Kjeldahl Nitrogen			94		%		75-125	03-MAY-21
WG3527187-1 MB								
Total Kjeldahl Nitrogen			<0.05		mg/L		0.18	03-MAY-21
WG3527359-1 MB								
Total Kjeldahl Nitrogen			<0.05		mg/L		0.18	03-MAY-21
WG3527408-1 MB								
Total Kjeldahl Nitrogen			<0.05		mg/L		0.18	03-MAY-21
WG3527187-4 MS		**WG3527187-5**						
Total Kjeldahl Nitrogen			89.4		%		70-130	03-MAY-21
WG3527359-4 MS		**WG3527359-5**						
Total Kjeldahl Nitrogen			105.4		%		70-130	05-MAY-21
WG3527408-4 MS		**WG3527408-5**						
Total Kjeldahl Nitrogen			93.8		%		70-130	03-MAY-21
TSS-MISA-TB	**Effluent**							
Batch R5441743								
WG3524143-2 LCS								
Total Suspended Solids			91.0		%		85-115	26-APR-21
WG3524143-1 MB								
Total Suspended Solids			<0.5		mg/L		3	26-APR-21

Quality Control Report

Client: New Gold Inc. Rainy River Project
24 Marr Rd
Barwick ON P0W 1A0
Contact: Garnet Cornell

Test	Matrix	Reference	Result	Qualifier	Units	RPD	Limit	Analyzed
TSS-MISA-TB	**Effluent**							
Batch R5442346								
WG3524717-3 DUP		**L2579618-1**						
Total Suspended Solids		<0.5	0.5	RPD-NA	mg/L	N/A	20	27-APR-21
WG3524717-2 LCS								
Total Suspended Solids			100.2		%		85-115	27-APR-21
WG3524717-1 MB								
Total Suspended Solids			<0.5		mg/L		3	27-APR-21

Quality Control Report

Workorder: L2579638 Report Date: 19-MAY-21

Client: New Gold Inc. Rainy River Project
24 Marr Rd
Barwick ON P0W 1A0
Contact: Garnet Cornell

Legend:

Limit	ALS Control Limit (Data Quality Objectives)
DUP	Duplicate
RPD	Relative Percent Difference
N/A	Not Available
LCS	Laboratory Control Sample
SRM	Standard Reference Material
MS	Matrix Spike
MSD	Matrix Spike Duplicate
ADE	Average Desorption Efficiency
MB	Method Blank
IRM	Internal Reference Material
CRM	Certified Reference Material
CCV	Continuing Calibration Verification
CVS	Calibration Verification Standard
LCSD	Laboratory Control Sample Duplicate

Sample Parameter Qualifier Definitions:

Qualifier	Description
<DL	Recorded value = measured amount <LMDL (non-zero)
<T	A Measurable Trace Amount: Interpret With Caution
<W	No Measurable Response (Zero): < Reported Value
J	Duplicate results and limits are expressed in terms of absolute difference.
MS-B	Matrix Spike recovery could not be accurately calculated due to high analyte background in sample.
RPD-NA	Relative Percent Difference Not Available due to result(s) being less than detection limit.

Quality Control Report

Workorder: L2579638 Report Date: 19-MAY-21

Client: New Gold Inc. Rainy River Project
24 Marr Rd
Barwick ON P0W 1A0
Contact: Garnet Cornell

Hold Time Exceedances:

ALS Product Description	Sample ID	Sampling Date	Date Processed	Rec. HT	Actual HT	Units	Qualifier
Physical Tests							
Conductivity (EC)							
	2	21-APR-21 13:30	26-APR-21 11:53	4	5	days	EHT
pH							
	2	21-APR-21 13:30	26-APR-21 11:53	4	5	days	EHT
Leachable Anions & Nutrients							
Diss. Orthophosphate in Water by Colour							
	1	20-APR-21 13:30	28-APR-21 07:00	7	8	days	EHT
	3	20-APR-21 13:30	28-APR-21 07:00	7	8	days	EHT
	6	20-APR-21 11:10	28-APR-21 07:00	7	8	days	EHT
	7	20-APR-21 09:30	28-APR-21 07:00	7	8	days	EHT
	8	20-APR-21 10:40	28-APR-21 07:00	7	8	days	EHT
	12	20-APR-21 12:00	28-APR-21 07:00	7	8	days	EHT
	13	20-APR-21 12:10	28-APR-21 07:00	7	8	days	EHT
	14	20-APR-21 15:00	28-APR-21 07:00	7	8	days	EHT
	15	20-APR-21 14:45	28-APR-21 07:00	7	8	days	EHT
Nitrate in Water by IC							
	2	21-APR-21 13:30	27-APR-21 13:40	5	6	days	EHT
	7	20-APR-21 09:30	26-APR-21 15:00	5	6	days	EHT
Nitrite in Water by IC							
	2	21-APR-21 13:30	27-APR-21 13:40	5	6	days	EHT
	7	20-APR-21 09:30	26-APR-21 15:00	5	6	days	EHT

Legend & Qualifier Definitions:

EHTR-FM: Exceeded ALS recommended hold time prior to sample receipt. Field Measurement recommended.
EHTR: Exceeded ALS recommended hold time prior to sample receipt.
EHTL: Exceeded ALS recommended hold time prior to analysis. Sample was received less than 24 hours prior to expiry.
EHT: Exceeded ALS recommended hold time prior to analysis.
Rec. HT: ALS recommended hold time (see units).

Notes*:
Where actual sampling date is not provided to ALS, the date (& time) of receipt is used for calculation purposes.
Where actual sampling time is not provided to ALS, the earlier of 12 noon on the sampling date or the time (& date) of receipt is used for calculation purposes. Samples for L2579638 were received on 23-APR-21 10:10.

ALS recommended hold times may vary by province. They are assigned to meet known provincial and/or federal government requirements. In the absence of regulatory hold times, ALS establishes recommendations based on guidelines published by the US EPA, APHA Standard Methods, or Environment Canada (where available). For more information, please contact ALS.

The ALS Quality Control Report is provided to ALS clients upon request. ALS includes comprehensive QC checks with every analysis to ensure our high standards of quality are met. Each QC result has a known or expected target value, which is compared against pre-determined data quality objectives to provide confidence in the accuracy of associated test results.

Please note that this report may contain QC results from anonymous Sample Duplicates and Matrix Spikes that do not originate from this Work Order.

ALS Environmental

CHAIN OF CUSTODY RECORD - ALS-443086684

L2579638-COFC

Project Name: Rainy River
Location: Chapple
Project Number:
Project Manager:
PO Number:
Project:
Turn Around Time (days): 10 Business Days
Shipping Company:
Shipping Date: 4/22/2021 4:02:00 PM
COC Number: ALS-443086684

	Containers	SW Kit	Ra-226 Bottle								Number of Containers	Comments
	Filtered	N	N									
	Preservatives											
		NG-SW-P-TB	RA226-MMER-BE									
Sample Code	DO	pH	field temp	Date and Time	Matrix									
1 FB_SW_20210420				04/20/2021 13:30	SW	X								11	
2 SW02_SW_20210420	9.44	6.91	3.4	04/21/2021 13:30	SW	X								11	
3 SW03_SW_20210420	11.17	7.4	5	04/20/2021 13:30	SW	X								11	
4 SW06_SW_20210420				04/21/2021 12:00	SW	X	X							12	
5 SW10_SW_20210420	11.44	7.52	3.8	04/21/2021 08:30	SW	X								11	
6 SW15_SW_20210420	10.63	7.31	4.5	04/20/2021 11:10	SW	X								11	

ALL SAMPLES WERE FILTERED AND PRESERVED EXCEPT SW15 AND SW29

Signature	Data/Time	Shipping Details	ATTN	Special Instructions:
Shipped by Sarah Flesher	4/22/2021 4:02:00 PM	**Method of Shipment:** Courier		
		On Ice: yes / no		**Email Invoice to:** rainyriver.accounts1@newgold.com
Received by April 23/21 AL	10:20	**Shipped:** Air/Ground	8.5°C	**Email Report to:** rainyriver.labresults@newgold.com
		Lab Name: ALS Thunder Bay		
		Lab Phone:		

ALS Environmental

CHAIN OF CUSTODY RECORD - ALS-443086684

L2579638-COFC

Project Name: Rainy River
Location: Chapple
Project Number:
Project Manager:
PO Number:
Project:
Turn Around Time (days): 10 Business Days
Shipping Company:
Shipping Date: 4/22/2021 4:02:00 PM
COC Number: ALS-443086684

	Containers	SW Kit	Ra-226 Bottle								Number of Containers	Comments
	Filtered	N	N									
	Preservatives											
		NG-SW-P-TB	RA226-MMER-BE									
Sample Code	DO / pH / Field temp			Date and Time	Matrix							
7 SW16_SW_20210420	11.7 / 7.23 / 5.6			04/20/2021 09:30	SW	X								11	
8 SW17_SW_20210420	11.78 / 7.44 / 6			04/20/2021 10:40	SW	X								11	
9 SW20_SW_20210420	8.95 / 7.46 / 3.3			04/21/2021 07:00	SW	X	X							12	
10 SW21A_SW_20210420	10.83 / 7.42 / 4.4			04/21/2021 10:50	SW	X								11	
11 SW22A_SW_20210420	11.83 / 7.42 / 4.4			04/21/2021 11:30	SW	X	X							12	
12 SW23_SW_20210420	10.67 / 7.38 / 4.3			04/20/2021 12:00	SW	X	X							12	
13 SW24_SW_20210420	11.1 / 7.29 / 4.4			04/20/2021 12:10	SW	X	X							12	

Signature	Data/Time
Shipped by	4/22/2021 4:02:00 PM
Received by	

Shipping Details
Method of Shipment: Courier
On Ice: yes / no
Shipped: Air/Ground
Lab Name: ALS Thunder Bay
Lab Phone:

ATTN

Special Instructions:

Email Invoice to:
rainyriver.accounts1@newgold.com
Email Report to:
rainyriver.labresults@newgold.com

Project Name: Rainy River
Location: Chapple
Project Number:
Project Manager:
PO Number:
Project:
Turn Around Time (days): 10 Business Days
Shipping Company:
Shipping Date: 4/22/2021 4:02:00 PM
COC Number: ALS-443086684

	Sample Code	DO	pH	Field Temp	Date and Time	Matrix	NG-SW-P-TB	RA226-MMER-BE								Number of Containers	Comments
	Containers						SW Kit	Ra-226 Bottle									
	Filtered						N	N									
	Preservatives																
14	SW25_SW_20210420	11.46	8.07	6.7	04/20/2021 15:00	SW	X									11	
15	SW26_SW_20210420	11.96	8.1	5.9	04/20/2021 14:45	SW	X									11	
16	SW27_SW_20210420	11.97	7.63	3.3	04/21/2021 11:15	SW	X									11	
17	SW28A_SW_20210420	12.8	7.53	1.9	04/21/2021 07:20	SW	X									11	
18	SW29_SW_20210420	11.85	7.12	3	04/21/2021 09:50	SW	X									11	
19	TB_SW_20210420				04/22/2021 16:02	SW	X									11	

Signature	Data/Time	Shipping Details	ATTN	Special Instructions:
Shipped by	4/22/2021 4:02:00 PM	**Method of Shipment:** Courier **On Ice:** yes / no **Shipped:** Air/Ground **Lab Name:** ALS Thunder Bay **Lab Phone:**		**Email Invoice to:** rainyriver.accounts1@newgold.com **Email Report to:** rainyriver.labresults@newgold.com
Received by				

New Gold Inc. Rainy River Project
ATTN: Garnet Cornell
24 Marr Rd
Barwick ON P0W 1A0

Date Received: 30-APR-21
Report Date: 14-MAY-21 15:00 (MT)
Version: FINAL

Client Phone: 807-234-8200

Certificate of Analysis

Lab Work Order #: L2582376

Project P.O. #: NOT SUBMITTED
Job Reference: SURFACE WATER
C of C Numbers:
Legal Site Desc:

Christine Paradis
Project Manager

[This report shall not be reproduced except in full without the written authority of the Laboratory.]

ALS ENVIRONMENTAL ANALYTICAL REPORT

Sample Details/Parameters	Result	Qualifier*	D.L.	Units	Extracted	Analyzed	Batch
L2582376-1 SW29_SW_20210420 Sampled By: SF on 28-APR-21 @ 09:50 Matrix: SW							
Physical Tests							
Color, True	181		2.0	CU		30-APR-21	R5443897
Conductivity (EC)	119		1.0	uS/cm		01-MAY-21	R5444640
Hardness (as CaCO3)	69.8		0.20	mg/L		10-MAY-21	
pH	7.34		0.10	pH		01-MAY-21	R5444640
Total Suspended Solids	<0.5	<W	3.0	mg/L		04-MAY-21	R5449881
Total Dissolved Solids	120		13	mg/L		04-MAY-21	R5450020
Turbidity	1.38		0.10	NTU		30-APR-21	R5443940
Anions and Nutrients							
Acidity (as CaCO3)	1.2	<DL	2.0	mg/L		03-MAY-21	R5446997
Alkalinity, Total (as CaCO3)	58.4		2.0	mg/L		01-MAY-21	R5444640
Ammonia, Total (as N)	0.014	<DL	0.020	mg/L		10-MAY-21	R5455258
Chloride (Cl)	0.73		0.10	mg/L	01-MAY-21	03-MAY-21	R5447938
Fluoride (F)	<0.020		0.020	mg/L	01-MAY-21	03-MAY-21	R5447938
Nitrate (as N)	0.046	<T	0.020	mg/L		03-MAY-21	R5447938
Nitrite (as N)	<0.001	<W	0.010	mg/L		03-MAY-21	R5447938
Total Kjeldahl Nitrogen	1.40	<DL	1.8	mg/L	11-MAY-21	12-MAY-21	R5456528
Orthophosphate-Dissolved (as P)	<0.0030		0.0030	mg/L	01-MAY-21	04-MAY-21	R5447764
Phosphorus (P)-Total	0.0182	<T	0.0030	mg/L		12-MAY-21	R5456412
Sulfate (SO4)	6.05		0.30	mg/L		03-MAY-21	R5447938
Cyanides							
Cyanide, Weak Acid Diss	0.0009	<DL	0.0020	mg/L		04-MAY-21	R5449925
Cyanide, Total	0.0010	<DL	0.0020	mg/L		04-MAY-21	R5449925
Cyanide, Free	0.0010	<DL	0.0020	mg/L		04-MAY-21	R5449925
Organic / Inorganic Carbon							
Dissolved Organic Carbon	45.7	DLM	5.0	mg/L	30-APR-21	05-MAY-21	R5452476
Total Organic Carbon	45.4	DLM	5.0	mg/L		05-MAY-21	R5452481
Total Metals							
Aluminum (Al)-Total	0.104		0.0030	mg/L		07-MAY-21	R5455135
Antimony (Sb)-Total	0.00004	<DL	0.00010	mg/L		07-MAY-21	R5455135
Arsenic (As)-Total	0.00062	<T	0.00010	mg/L		07-MAY-21	R5455135
Barium (Ba)-Total	0.00836		0.00010	mg/L		07-MAY-21	R5455135
Beryllium (Be)-Total	0.000010	<DL	0.00010	mg/L		07-MAY-21	R5455135
Bismuth (Bi)-Total	<0.000005	<W	0.000050	mg/L		07-MAY-21	R5455135
Boron (B)-Total	0.0110	<T	0.010	mg/L		07-MAY-21	R5455135
Cadmium (Cd)-Total	0.000006	<T	0.0000050	mg/L		07-MAY-21	R5455135
Calcium (Ca)-Total	16.7		0.050	mg/L		07-MAY-21	R5455135
Cesium (Cs)-Total	0.000006	<DL	0.000010	mg/L		07-MAY-21	R5455135
Chromium (Cr)-Total	0.00032	<T	0.00010	mg/L		07-MAY-21	R5455135
Cobalt (Co)-Total	0.000096	<DL	0.00010	mg/L		07-MAY-21	R5455135
Copper (Cu)-Total	0.00046	<DL	0.00050	mg/L		07-MAY-21	R5455135
Iron (Fe)-Total	0.199		0.010	mg/L		07-MAY-21	R5455135
Lead (Pb)-Total	0.000100	<T	0.000050	mg/L		07-MAY-21	R5455135

* Refer to Referenced Information for Qualifiers (if any) and Methodology.

ALS ENVIRONMENTAL ANALYTICAL REPORT

Sample Details/Parameters	Result	Qualifier*	D.L.	Units	Extracted	Analyzed	Batch
L2582376-1 SW29_SW_20210420 Sampled By: SF on 28-APR-21 @ 09:50 Matrix: SW							
Total Metals							
Lithium (Li)-Total	0.00326	<T	0.0010	mg/L		07-MAY-21	R5455135
Magnesium (Mg)-Total	8.77		0.0050	mg/L		07-MAY-21	R5455135
Manganese (Mn)-Total	0.0102		0.00010	mg/L		07-MAY-21	R5455135
Mercury (Hg)-Total	0.000010	<DL	0.000030	mg/L		05-MAY-21	R5450159
Molybdenum (Mo)-Total	0.000200	<T	0.000050	mg/L		07-MAY-21	R5455135
Nickel (Ni)-Total	0.00076	<T	0.00050	mg/L		07-MAY-21	R5455135
Phosphorus (P)-Total	0.008	<DL	0.050	mg/L		07-MAY-21	R5455135
Potassium (K)-Total	0.842		0.050	mg/L		07-MAY-21	R5455135
Rubidium (Rb)-Total	0.00140		0.00020	mg/L		07-MAY-21	R5455135
Selenium (Se)-Total	0.000055		0.000050	mg/L		07-MAY-21	R5455135
Silicon (Si)-Total	2.07		0.10	mg/L		07-MAY-21	R5455135
Silver (Ag)-Total	<0.000002	<W	0.000010	mg/L		07-MAY-21	R5455135
Sodium (Na)-Total	1.73		0.050	mg/L		07-MAY-21	R5455135
Strontium (Sr)-Total	0.0353		0.00020	mg/L		07-MAY-21	R5455135
Sulfur (S)-Total	2.1		0.50	mg/L		07-MAY-21	R5455135
Tellurium (Te)-Total	<0.000005	<W	0.00020	mg/L		07-MAY-21	R5455135
Thallium (Tl)-Total	0.000003	<DL	0.000010	mg/L		07-MAY-21	R5455135
Thorium (Th)-Total	0.000025	<DL	0.00010	mg/L		07-MAY-21	R5455135
Tin (Sn)-Total	0.00012		0.00010	mg/L		07-MAY-21	R5455135
Titanium (Ti)-Total	0.00228		0.00030	mg/L		07-MAY-21	R5455135
Tungsten (W)-Total	<0.000002	<W	0.00010	mg/L		07-MAY-21	R5455135
Uranium (U)-Total	0.0000636	<T	0.000010	mg/L		07-MAY-21	R5455135
Vanadium (V)-Total	0.00048	<DL	0.00050	mg/L		07-MAY-21	R5455135
Zinc (Zn)-Total	0.0020	<DL	0.0030	mg/L		07-MAY-21	R5455135
Zirconium (Zr)-Total	0.000182		0.000060	mg/L		07-MAY-21	R5455135
Dissolved Metals							
Dissolved Metals Filtration Location	LAB					07-MAY-21	R5454545
Aluminum (Al)-Dissolved	0.0622		0.0010	mg/L		07-MAY-21	R5455135
Antimony (Sb)-Dissolved	0.000025	<DL	0.00010	mg/L		07-MAY-21	R5455135
Arsenic (As)-Dissolved	0.000735	<T	0.00010	mg/L		07-MAY-21	R5455135
Barium (Ba)-Dissolved	0.00705		0.00010	mg/L		07-MAY-21	R5455135
Beryllium (Be)-Dissolved	0.000008	<DL	0.00010	mg/L		07-MAY-21	R5455135
Bismuth (Bi)-Dissolved	0.000001	<DL	0.000050	mg/L		07-MAY-21	R5455135
Boron (B)-Dissolved	0.0120	<T	0.010	mg/L		07-MAY-21	R5455135
Cadmium (Cd)-Dissolved	0.0000048	<DL	0.0000050	mg/L		07-MAY-21	R5455135
Calcium (Ca)-Dissolved	14.4		0.050	mg/L		07-MAY-21	R5455135
Cesium (Cs)-Dissolved	0.000001	<DL	0.000010	mg/L		07-MAY-21	R5455135
Chromium (Cr)-Dissolved	0.00016	<T	0.00010	mg/L		07-MAY-21	R5455135
Cobalt (Co)-Dissolved	0.000042	<DL	0.00010	mg/L		07-MAY-21	R5455135
Copper (Cu)-Dissolved	0.00040	<T	0.00020	mg/L		07-MAY-21	R5455135
Iron (Fe)-Dissolved	0.140		0.010	mg/L		07-MAY-21	R5455135

* Refer to Referenced Information for Qualifiers (if any) and Methodology.

ALS ENVIRONMENTAL ANALYTICAL REPORT

Sample Details/Parameters	Result	Qualifier*	D.L.	Units	Extracted	Analyzed	Batch
L2582376-1 SW29_SW_20210420 Sampled By: SF on 28-APR-21 @ 09:50 Matrix: SW							
Dissolved Metals							
Lead (Pb)-Dissolved	0.000050	<T	0.000050	mg/L		07-MAY-21	R5455135
Lithium (Li)-Dissolved	0.00308	<T	0.0010	mg/L		07-MAY-21	R5455135
Magnesium (Mg)-Dissolved	8.24		0.0050	mg/L		07-MAY-21	R5455135
Manganese (Mn)-Dissolved	0.00072		0.00010	mg/L		07-MAY-21	R5455135
Mercury (Hg)-Dissolved	0.000005	<DL	0.000030	mg/L		05-MAY-21	R5450158
Molybdenum (Mo)-Dissolved	0.000220	<T	0.000050	mg/L		07-MAY-21	R5455135
Nickel (Ni)-Dissolved	0.00060	<T	0.00050	mg/L		07-MAY-21	R5455135
Phosphorus (P)-Dissolved	0.014	<DL	0.050	mg/L		07-MAY-21	R5455135
Potassium (K)-Dissolved	0.758		0.050	mg/L		07-MAY-21	R5455135
Rubidium (Rb)-Dissolved	0.00103		0.00020	mg/L		07-MAY-21	R5455135
Selenium (Se)-Dissolved	0.000095		0.000050	mg/L		07-MAY-21	R5455135
Silicon (Si)-Dissolved	2.07		0.050	mg/L		07-MAY-21	R5455135
Silver (Ag)-Dissolved	<0.000001	<W	0.000010	mg/L		07-MAY-21	R5455135
Sodium (Na)-Dissolved	1.52		0.050	mg/L		07-MAY-21	R5455135
Strontium (Sr)-Dissolved	0.0303		0.00010	mg/L		07-MAY-21	R5455135
Sulfur (S)-Dissolved	2.1		0.50	mg/L		07-MAY-21	R5455135
Tellurium (Te)-Dissolved	<0.000005	<W	0.00020	mg/L		07-MAY-21	R5455135
Thallium (Tl)-Dissolved	0.000002	<DL	0.000010	mg/L		07-MAY-21	R5455135
Thorium (Th)-Dissolved	0.00002	<DL	0.00010	mg/L		07-MAY-21	R5455135
Tin (Sn)-Dissolved	0.00005	<DL	0.00010	mg/L		07-MAY-21	R5455135
Titanium (Ti)-Dissolved	0.00106		0.00030	mg/L		07-MAY-21	R5455135
Tungsten (W)-Dissolved	<0.000002	<W	0.00010	mg/L		07-MAY-21	R5455135
Uranium (U)-Dissolved	0.0000606	<T	0.000010	mg/L		07-MAY-21	R5455135
Vanadium (V)-Dissolved	0.00038	<DL	0.00050	mg/L		07-MAY-21	R5455135
Zinc (Zn)-Dissolved	0.0010	<T	0.0010	mg/L		07-MAY-21	R5455135
Zirconium (Zr)-Dissolved	0.000190		0.000060	mg/L		07-MAY-21	R5455135
Aggregate Organics							
Biochemical Oxygen Demand	<2.0		2.0	mg/L		01-MAY-21	R5453099
COD	97		10	mg/L		07-MAY-21	R5454467
Oil and Grease, Total	0.6	<DL	1.0	mg/L	06-MAY-21	06-MAY-21	R5454013
Report Remarks : DLM Detection Limit Adjusted due to sample matrix effects (e.g. chemical interference, colour, turbidity).							

* Refer to Referenced Information for Qualifiers (if any) and Methodology.

Reference Information

QC Samples with Qualifiers & Comments:

QC Type Description	Parameter	Qualifier	Applies to Sample Number(s)
Laboratory Control Sample	Lithium (Li)-Total	MES	L2582376-1
Matrix Spike	Calcium (Ca)-Dissolved	MS-B	L2582376-1
Matrix Spike	Copper (Cu)-Dissolved	MS-B	L2582376-1
Matrix Spike	Magnesium (Mg)-Dissolved	MS-B	L2582376-1
Matrix Spike	Manganese (Mn)-Dissolved	MS-B	L2582376-1
Matrix Spike	Potassium (K)-Dissolved	MS-B	L2582376-1
Matrix Spike	Sodium (Na)-Dissolved	MS-B	L2582376-1
Matrix Spike	Strontium (Sr)-Dissolved	MS-B	L2582376-1
Matrix Spike	Sulfur (S)-Dissolved	MS-B	L2582376-1
Matrix Spike	Barium (Ba)-Total	MS-B	L2582376-1
Matrix Spike	Calcium (Ca)-Total	MS-B	L2582376-1
Matrix Spike	Magnesium (Mg)-Total	MS-B	L2582376-1
Matrix Spike	Potassium (K)-Total	MS-B	L2582376-1
Matrix Spike	Sodium (Na)-Total	MS-B	L2582376-1
Matrix Spike	Strontium (Sr)-Total	MS-B	L2582376-1
Matrix Spike	Sulfur (S)-Total	MS-B	L2582376-1
Method Blank	Arsenic (As)-Total	RRQC	L2582376-1
Comments: Affected samples blank corrected.			
Method Blank	Selenium (Se)-Total	RRQC	L2582376-1
Comments: Affected samples blank corrected.			

Sample Parameter Qualifier key listed:

Qualifier	Description
<DL	Recorded value = measured amount <LMDL (non-zero)
<T	A Measurable Trace Amount: Interpret With Caution
<W	No Measurable Response (Zero): < Reported Value
DLM	Detection Limit Adjusted due to sample matrix effects (e.g. chemical interference, colour, turbidity).
MES	Data Quality Objective was marginally exceeded (by < 10% absolute) for < 10% of analytes in a Multi-Element Scan / Multi-Parameter Scan (considered acceptable as per OMOE & CCME).
MS-B	Matrix Spike recovery could not be accurately calculated due to high analyte background in sample.
RRQC	Refer to report remarks for information regarding this QC result.

Test Method References:

ALS Test Code	Matrix	Test Description	Method Reference**
ACY-MISA-TB	Effluent	Acidity (as CaCO3)	APHA 2310 B-POTENTIOMETRIC TITRATION
Aqueous matrices are analyzed by potentiometry. Acidity reported includes acidity caused by hydrolyzable metals present in the sample.			
ALK-MISA-TB	Effluent	Alkalinity, Total (as CaCO3)	APHA 2320 B-Auto-Pot. Titration
This analysis is carried out using procedures adapted from APHA Method 2320 "Alkalinity". Total alkalinity is determined by potentiometric titration to a pH 4.5 endpoint. Bicarbonate, carbonate and hydroxide alkalinity are calculated from phenolphthalein alkalinity and total alkalinity values.			
BOD-TB	Water	Biochemical Oxygen Demand (BOD)	APHA 5210 B- BIOCHEMICAL OXYGEN DEMAND
All forms of biochemical oxygen demand (BOD) are determined by diluting and incubating a sample for a specified time period, and measuring the oxygen depletion using a dissolved oxygen meter. Dissolved BOD (SOLUBLE) is determined by filtering the sample through a glass fibre filter prior to dilution. Carbonaceous BOD (CBOD) is determined by adding a nitrification inhibitor to the diluted sample prior to incubation.			
CL-L-IC-N-TB	Water	Chloride in Water by IC (Low Level)	EPA 300.1 (mod)
Inorganic anions are analyzed by Ion Chromatography with conductivity and/or UV detection.			
CN-FREE-MISA-CFA-WT	Effluent	Free Cyanide by Continuous Flow Analyzer	ASTM D7237-10 (modified)
This analysis is carried out using procedures adapted from ASTM Method 7237 "Free Cyanide with Flow Injection Analysis (FIA) Utilizing Gas Diffusion Separation and Amperometric Detection". Free cyanide is determined by in-line gas diffusion at pH 6 with final determination by colourimetric analysis.			
CN-T-MISA-CFA-WT	Effluent	Total Cyanide by CFA	ISO 14403-2:2012 (modified)
This analysis is carried out using procedures adapted from ISO Method 14403:2002 "Determination of Total Cyanide using Flow Analysis (FIA and CFA)". Total or strong acid dissociable (SAD) cyanide is determined by in-line UV digestion along with sample distillation and final determination by colourimetric analysis. Method Limitation: This method is susceptible to interference from thiocyanate (SCN). If SCN is present in the sample, there could be a positive interference with this method, but it would be less than 1% and could be as low as zero.			

Reference Information

CN-WAD-MISA-CFA-WT	Effluent	Weak Acid Dissociable Cyanide by CFA	APHA 4500-CN CYANIDE (modified)

This analysis is carried out using procedures adapted from APHA Method 4500-CN I. "Weak Acid Dissociable Cyanide". Weak Acid Dissociable (WAD) cyanide is determined by in-line sample distillation with final determination by colourimetric analysis.

COD-T-WT	Water	Chemical Oxygen Demand	APHA 5220 D

This analysis is carried out using procedures adapted from APHA Method 5220 "Chemical Oxygen Demand (COD)". Chemical oxygen demand is determined using the closed reflux colourimetric method.

COLOUR-TB	Water	Colour, True	APHA 2120 C

True Colour in aqueous matrices is analyzed using colourimetric detection. This is determined by filtering a sample through a 0.45 micron membrane filter followed by analysis of the filtrate using a platinum-cobalt standard.

DOC-WT	Effluent	Dissolved Organic Carbon for MISA	APHA 5310 B-Instrumental
EC-MISA-TB	Effluent	Conductivity (EC)	APHA 2510 B-ELECTRODE

This analysis is carried out using procedures adapted from APHA Method 2510 "Conductivity". Conductivity is determined using a conductivity electrode.

F-IC-N-TB	Water	Fluoride in Water by IC	EPA 300.1 (mod)

Inorganic anions are analyzed by Ion Chromatography with conductivity and/or UV detection.

HARDNESS-CALC-WP	Effluent	Hardness Calculated (MISA)	APHA 2340B

Hardness (also known as Total Hardness) is calculated from the sum of Calcium and Magnesium concentrations, expressed in CaCO3 equivalents. Dissolved Calcium and Magnesium concentrations are preferentially used for the hardness calculation.

HG-DIS-WT	Effluent	Mercury (Hg)-Dissolved for MISA	SW846 7470A
HG-TOT-WT	Effluent	Mercury (Hg)-Total for MISA	SW846 7470A
MET-D-MISA-WP	Effluent	Diss. Metals in Water by CRC ICPMS(MISA)	APHA 3030B/6020A (mod)

Water samples are filtered (0.45 um), preserved with nitric acid, and analyzed by CRC ICPMS.

Method Limitation (re: Sulfur): Sulfide and volatile sulfur species may not be recovered by this method.

MET-T-MISA-WP	Effluent	Total Metals in Water by CRC ICPMS (MISA	EPA 200.2/6020A (mod.)

Water samples are digested with nitric and hydrochloric acids, and analyzed by CRC ICPMS.

Method Limitation (re: Sulfur): Sulfide and volatile sulfur species may not be recovered by this method.

NH3-F-WT	Effluent	Ammonia, Total as N	J. ENVIRON. MONIT., 2005, 7, 37-42, RSC

This analysis is carried out, on sulfuric acid preserved samples, using procedures modified from J. Environ. Monit., 2005, 7, 37 - 42, The Royal Society of Chemistry, "Flow-injection analysis with fluorescence detection for the determination of trace levels of ammonium in seawater", Roslyn J. Waston et al.

NO2-MISA-IC-TB	Effluent	Nitrite in Water by IC	EPA 300.1 (mod)

Anions in aqueous matrices are analyzed using ion chromatography with conductivity and/or UV absorbance detectors.

NO3-MISA-IC-TB	Effluent	Nitrate in Water by IC	EPA 300.1 (mod)

Anions in aqueous matrices are analyzed using ion chromatography with conductivity and/or UV absorbance detectors.

OGG-TOT-WT	Effluent	Oil and Grease, Total for MISA	APHA 5520 B-Hexane Gravimetric
P-T-MISA-COL-WT	Effluent	Total Phosphorus by Discrete Analyzer	APHA 4500-P B, F, G (modified)

Phosphorus in aqueous matrices is analyzed using discrete Analyzer with colourimetric detection.

PH-MISA-TB	Effluent	pH	APHA 4500-H-ELECTRODE

Reference Information

This analysis is carried out using procedures adapted from APHA Method 4500-H "pH Value". The pH is determined in the laboratory using a pH electrode

PO4-DO-COL-TB	Water	Dissolved Orthophosphate	APHA 4500-P B, F, G (modified)

Phosphorus in aqueous matrices is analyzed using discrete Analyzer with colourimetric detection.

SO4-MISA-IC-TB	Effluent	Sulfate in Water by IC	EPA 300.1 (mod)

Anions in aqueous matrices are analyzed using ion chromatography with conductivity and/or UV absorbance detectors.

TDS-MISA-TB	Effluent	Total Dissolved Solids	APHA 2540 C (modified)

Aqueous matrices are analyzed using gravimetry and evaporation

TKN-WT	Effluent	Total Kjeldahl Nitrogen for MISA	APHA 4500-N

TOC-WT	Water	Total Organic Carbon	APHA 5310B

Sample is injected into a heated reaction chamber which is packed with an oxidative catalyst. The water is vaporized and the organic cabon is oxidized to carbon dioxide. The carbon dioxide is transported in a carrier gas and is measured by a non-dispersive infrared detector.

TSS-MISA-TB	Effluent	Total Suspended Solids	APHA 2540 D (modified)

Aqueous matrices are analyzed using gravimetry

TURBIDITY-TB	Water	Turbidity	APHA 2130 B-Nephelometer

Aqueous matrices are analyzed using nephelometry with the light scatter measured at a 90” angle.

** ALS test methods may incorporate modifications from specified reference methods to improve performance.

The last two letters of the above test code(s) indicate the laboratory that performed analytical analysis for that test. Refer to the list below:

Laboratory Definition Code	Laboratory Location
TB	ALS ENVIRONMENTAL - THUNDER BAY, ONTARIO, CANADA
WT	ALS ENVIRONMENTAL - WATERLOO, ONTARIO, CANADA
WP	ALS ENVIRONMENTAL - WINNIPEG, MANITOBA, CANADA

Chain of Custody Numbers:

GLOSSARY OF REPORT TERMS

Surrogates are compounds that are similar in behaviour to target analyte(s), but that do not normally occur in environmental samples. For applicable tests, surrogates are added to samples prior to analysis as a check on recovery. In reports that display the D.L. column, laboratory objectives for surrogates are listed there.
mg/kg - milligrams per kilogram based on dry weight of sample
mg/kg wwt - milligrams per kilogram based on wet weight of sample
mg/kg lwt - milligrams per kilogram based on lipid weight of sample
mg/L - unit of concentration based on volume, parts per million.
< - Less than.
D.L. - The reporting limit.
N/A - Result not available. Refer to qualifier code and definition for explanation.

Test results reported relate only to the samples as received by the laboratory.
UNLESS OTHERWISE STATED, ALL SAMPLES WERE RECEIVED IN ACCEPTABLE CONDITION.
Analytical results in unsigned test reports with the DRAFT watermark are subject to change, pending final QC review.

Quality Control Report

Workorder: L2582376 Report Date: 14-MAY-21

Client: New Gold Inc. Rainy River Project
24 Marr Rd
Barwick ON P0W 1A0
Contact: Garnet Cornell

Test	Matrix	Reference	Result	Qualifier	Units	RPD	Limit	Analyzed
BOD-TB	**Water**							
Batch R5453099								
WG3527463-2 LCS								
Biochemical Oxygen Demand			93.4		%		85-115	01-MAY-21
WG3527463-1 MB								
Biochemical Oxygen Demand			<2.0		mg/L		2	01-MAY-21
CL-L-IC-N-TB	**Water**							
Batch R5447938								
WG3527495-3 DUP		**L2582626-4**						
Chloride (Cl)		9.43	9.42		mg/L	0.0	20	03-MAY-21
WG3527495-2 LCS								
Chloride (Cl)			98.0		%		90-110	03-MAY-21
WG3527495-1 MB								
Chloride (Cl)			<0.10		mg/L		0.1	03-MAY-21
COD-T-WT	**Water**							
Batch R5454467								
WG3529901-3 DUP		**L2582366-1**						
COD		28	32		mg/L	13	20	07-MAY-21
WG3529901-2 LCS								
COD			104.9		%		85-115	07-MAY-21
WG3529901-1 MB								
COD			<10		mg/L		10	07-MAY-21
WG3529901-4 MS		**L2582366-1**						
COD			106.1		%		75-125	07-MAY-21
COLOUR-TB	**Water**							
Batch R5443897								
WG3526931-6 DUP		**L2581663-1**						
Color, True		5.1	4.6		CU	10	20	30-APR-21
WG3526931-5 LCS								
Color, True			96.8		%		85-115	30-APR-21
WG3526931-4 MB								
Color, True			<2.0		CU		2	30-APR-21
F-IC-N-TB	**Water**							
Batch R5447938								
WG3527495-2 LCS								
Fluoride (F)			93.5		%		90-110	03-MAY-21
WG3527495-1 MB								
Fluoride (F)			<0.020		mg/L		0.02	03-MAY-21
PO4-DO-COL-TB	**Water**							

Quality Control Report

Client: New Gold Inc. Rainy River Project
24 Marr Rd
Barwick ON P0W 1A0
Contact: Garnet Cornell

Test	Matrix	Reference	Result	Qualifier	Units	RPD	Limit	Analyzed
PO4-DO-COL-TB	**Water**							
Batch R5447764								
WG3527493-3 DUP		**L2582626-2**						
Orthophosphate-Dissolved (as P)		<0.0030	<0.0030	RPD-NA	mg/L	N/A	20	04-MAY-21
WG3527493-2 LCS								
Orthophosphate-Dissolved (as P)			93.7		%		80-120	04-MAY-21
WG3527493-1 MB								
Orthophosphate-Dissolved (as P)			<0.0030		mg/L		0.003	04-MAY-21
WG3527493-4 MS		**L2582626-3**						
Orthophosphate-Dissolved (as P)			121.8		%		70-130	04-MAY-21
TOC-WT	**Water**							
Batch R5452481								
WG3529241-3 DUP		**L2581117-1**						
Total Organic Carbon		4.08	3.97		mg/L	2.8	20	05-MAY-21
WG3529241-2 LCS								
Total Organic Carbon			100.6		%		80-120	05-MAY-21
WG3529241-1 MB								
Total Organic Carbon			<0.50		mg/L		0.5	05-MAY-21
WG3529241-4 MS		**L2581117-1**						
Total Organic Carbon			100.6		%		70-130	05-MAY-21
TURBIDITY-TB	**Water**							
Batch R5443940								
WG3527269-2 LCS								
Turbidity			100.5		%		85-115	30-APR-21
WG3527269-1 MB								
Turbidity			<0.10		NTU		0.1	30-APR-21
ACY-MISA-TB	**Effluent**							
Batch R5446997								
WG3527490-3 DUP		**L2582376-1**						
Acidity (as CaCO3)		1.2	1.0	RPD-NA	mg/L	N/A	20	03-MAY-21
WG3527490-2 LCS								
Acidity (as CaCO3)			98.8		%		85-115	03-MAY-21
WG3527490-1 MB								
Acidity (as CaCO3)			2.0		mg/L		4	03-MAY-21
ALK-MISA-TB	**Effluent**							
Batch R5444640								
WG3527486-2 LCS								
Alkalinity, Total (as CaCO3)			103.4		%		85-115	01-MAY-21
WG3527486-1 MB								

Quality Control Report

Client: New Gold Inc. Rainy River Project
24 Marr Rd
Barwick ON P0W 1A0
Contact: Garnet Cornell

Test	Matrix	Reference	Result	Qualifier	Units	RPD	Limit	Analyzed
ALK-MISA-TB	**Effluent**							
Batch R5444640								
WG3527486-1 MB								
Alkalinity, Total (as CaCO3)			0.6		mg/L		2	01-MAY-21
Alkalinity, Phenolphthalein			<0.2		mg/L		2	01-MAY-21
CN-FREE-MISA-CFA-WT	**Effluent**							
Batch R5449925								
WG3528941-3 DUP		**L2582376-1**						
Cyanide, Free		0.0010	0.0008	RPD-NA	mg/L	N/A	20	04-MAY-21
WG3528941-2 LCS								
Cyanide, Free			93.1		%		80-120	04-MAY-21
WG3528941-1 MB								
Cyanide, Free			<0.0001		mg/L		0.002	04-MAY-21
WG3528941-4 MS		**L2582376-1**						
Cyanide, Free			99.5		%		75-125	04-MAY-21
CN-T-MISA-CFA-WT	**Effluent**							
Batch R5449925								
WG3528941-3 DUP		**L2582376-1**						
Cyanide, Total		0.0010	0.0008	RPD-NA	mg/L	N/A	20	04-MAY-21
WG3528941-2 LCS								
Cyanide, Total			98.1		%		80-120	04-MAY-21
WG3528941-1 MB								
Cyanide, Total			<0.0002		mg/L		0.002	04-MAY-21
WG3528941-4 MS		**L2582376-1**						
Cyanide, Total			94.1		%		75-125	04-MAY-21
CN-WAD-MISA-CFA-WT	**Effluent**							
Batch R5449925								
WG3528941-3 DUP		**L2582376-1**						
Cyanide, Weak Acid Diss		0.0009	0.0009	RPD-NA	mg/L	N/A	20	04-MAY-21
WG3528941-2 LCS								
Cyanide, Weak Acid Diss			101.3		%		80-120	04-MAY-21
WG3528941-1 MB								
Cyanide, Weak Acid Diss			<0.0001		mg/L		0.002	04-MAY-21
WG3528941-4 MS		**L2582376-1**						
Cyanide, Weak Acid Diss			103.3		%		75-125	04-MAY-21
DOC-WT	**Effluent**							

Quality Control Report

Client: New Gold Inc. Rainy River Project
24 Marr Rd
Barwick ON P0W 1A0
Contact: Garnet Cornell

Test	Matrix	Reference	Result	Qualifier	Units	RPD	Limit	Analyzed
DOC-WT	**Effluent**							
Batch R5452476								
WG3528862-3 DUP		**WG3528862-5**						
Dissolved Organic Carbon		2.28	2.46		mg/L	7.5	25	05-MAY-21
WG3528862-2 LCS								
Dissolved Organic Carbon			97.2		%		70-130	05-MAY-21
WG3528862-1 MB								
Dissolved Organic Carbon			<0.50		mg/L		0.5	05-MAY-21
EC-MISA-TB	**Effluent**							
Batch R5444640								
WG3527486-2 LCS								
Conductivity (EC)			100.9		%		90-110	01-MAY-21
WG3527486-1 MB								
Conductivity (EC)			1.2		uS/cm		2	01-MAY-21
HG-DIS-WT	**Effluent**							
Batch R5450158								
WG3529308-3 DUP		**L2582366-1**						
Mercury (Hg)-Dissolved		<0.000005	<0.000005	RPD-NA	mg/L	N/A	20	05-MAY-21
WG3529308-2 LCS								
Mercury (Hg)-Dissolved			106.0		%		80-120	05-MAY-21
WG3529308-1 MB								
Mercury (Hg)-Dissolved			<0.000005		mg/L		0.00003	05-MAY-21
WG3529308-4 MS		**L2582376-1**						
Mercury (Hg)-Dissolved			106.5		%		70-130	05-MAY-21
HG-TOT-WT	**Effluent**							
Batch R5450159								
WG3529309-3 DUP		**L2582366-1**						
Mercury (Hg)-Total		<0.000005	<0.000005	RPD-NA	mg/L	N/A	20	05-MAY-21
WG3529309-2 LCS								
Mercury (Hg)-Total			107.0		%		80-120	05-MAY-21
WG3529309-1 MB								
Mercury (Hg)-Total			<0.000005		mg/L		0.00003	05-MAY-21
WG3529309-4 MS		**L2582376-1**						
Mercury (Hg)-Total			96.0		%		70-130	05-MAY-21
MET-D-MISA-WP	**Effluent**							
Batch R5455135								
WG3531162-4 DUP		**WG3531162-3**						
Aluminum (Al)-Dissolved		0.0330	0.0340		mg/L	2.7	20	07-MAY-21
Antimony (Sb)-Dissolved		0.00270	0.00269		mg/L	0.6	20	07-MAY-21

Quality Control Report

Client: New Gold Inc. Rainy River Project
24 Marr Rd
Barwick ON P0W 1A0
Contact: Garnet Cornell

Test	Matrix	Reference	Result	Qualifier	Units	RPD	Limit	Analyzed
MET-D-MISA-WP	**Effluent**							
Batch R5455135								
WG3531162-4 DUP		**WG3531162-3**						
Arsenic (As)-Dissolved		0.00371	0.00369		mg/L	0.5	20	07-MAY-21
Barium (Ba)-Dissolved		0.0189	0.0190		mg/L	0.3	20	07-MAY-21
Beryllium (Be)-Dissolved		0.000006	0.000004	RPD-NA	mg/L	N/A	20	07-MAY-21
Bismuth (Bi)-Dissolved		0.000002	0.000002	RPD-NA	mg/L	N/A	20	07-MAY-21
Boron (B)-Dissolved		0.0245	0.0240		mg/L	1.2	20	07-MAY-21
Cadmium (Cd)-Dissolved		0.00236	0.00239		mg/L	1.3	20	07-MAY-21
Calcium (Ca)-Dissolved		173	176		mg/L	1.2	20	07-MAY-21
Cesium (Cs)-Dissolved		0.000029	0.000029		mg/L	0.5	20	07-MAY-21
Chromium (Cr)-Dissolved		0.00012	0.00014		mg/L	11	20	07-MAY-21
Cobalt (Co)-Dissolved		0.00116	0.00113		mg/L	2.5	20	07-MAY-21
Copper (Cu)-Dissolved		0.0221	0.0224		mg/L	1.2	20	07-MAY-21
Iron (Fe)-Dissolved		0.154	0.154		mg/L	0.6	20	07-MAY-21
Lead (Pb)-Dissolved		0.000225	0.000220		mg/L	3.1	20	07-MAY-21
Lithium (Li)-Dissolved		0.00778	0.00766		mg/L	1.5	20	07-MAY-21
Magnesium (Mg)-Dissolved		8.89	8.95		mg/L	0.8	20	07-MAY-21
Manganese (Mn)-Dissolved		0.112	0.113		mg/L	1.1	20	07-MAY-21
Molybdenum (Mo)-Dissolved		0.00242	0.00235		mg/L	2.9	20	07-MAY-21
Nickel (Ni)-Dissolved		0.00072	0.00076		mg/L	6.4	20	07-MAY-21
Phosphorus (P)-Dissolved		0.012	0.008	RPD-NA	mg/L	N/A	20	07-MAY-21
Potassium (K)-Dissolved		4.40	4.40		mg/L	0.1	20	07-MAY-21
Rubidium (Rb)-Dissolved		0.00495	0.00477		mg/L	3.9	20	07-MAY-21
Selenium (Se)-Dissolved		0.0247	0.0245		mg/L	1.2	20	07-MAY-21
Silicon (Si)-Dissolved		1.88	1.82		mg/L	2.9	20	07-MAY-21
Silver (Ag)-Dissolved		0.000020	0.000023		mg/L	12	20	07-MAY-21
Sodium (Na)-Dissolved		41.8	42.4		mg/L	1.5	20	07-MAY-21
Strontium (Sr)-Dissolved		1.19	1.19		mg/L	0.4	20	07-MAY-21
Sulfur (S)-Dissolved		125	125		mg/L	0.0	20	07-MAY-21
Tellurium (Te)-Dissolved		0.000085	0.000085	RPD-NA	mg/L	N/A	20	07-MAY-21
Thallium (Tl)-Dissolved		0.000034	0.000034		mg/L	0.1	20	07-MAY-21
Thorium (Th)-Dissolved		<0.00002	<0.00002	RPD-NA	mg/L	N/A	20	07-MAY-21
Tin (Sn)-Dissolved		0.00002	0.00002	RPD-NA	mg/L	N/A	20	07-MAY-21
Titanium (Ti)-Dissolved		0.00016	0.00014	RPD-NA	mg/L	N/A	20	07-MAY-21
Tungsten (W)-Dissolved		0.000042	0.000040		mg/L			07-MAY-21

Quality Control Report

Client: New Gold Inc. Rainy River Project
24 Marr Rd
Barwick ON P0W 1A0
Contact: Garnet Cornell

Test	Matrix	Reference	Result	Qualifier	Units	RPD	Limit	Analyzed
MET-D-MISA-WP	**Effluent**							
Batch R5455135								
WG3531162-4 DUP		**WG3531162-3**						
Tungsten (W)-Dissolved		0.000042	0.000040	RPD-NA	mg/L	N/A	20	07-MAY-21
Uranium (U)-Dissolved		0.0000618	0.0000622		mg/L	0.5	20	07-MAY-21
Vanadium (V)-Dissolved		0.00006	0.00004	RPD-NA	mg/L	N/A	20	07-MAY-21
Zinc (Zn)-Dissolved		0.285	0.290		mg/L	1.8	20	07-MAY-21
Zirconium (Zr)-Dissolved		0.000046	0.000046	RPD-NA	mg/L	N/A	20	07-MAY-21
WG3531162-2 LCS								
Aluminum (Al)-Dissolved			102.2		%		80-120	07-MAY-21
Antimony (Sb)-Dissolved			96.4		%		80-120	07-MAY-21
Arsenic (As)-Dissolved			99.4		%		80-120	07-MAY-21
Barium (Ba)-Dissolved			98.5		%		80-120	07-MAY-21
Beryllium (Be)-Dissolved			105.8		%		80-120	07-MAY-21
Bismuth (Bi)-Dissolved			98.5		%		80-120	07-MAY-21
Boron (B)-Dissolved			102.8		%		80-120	07-MAY-21
Cadmium (Cd)-Dissolved			98.0		%		80-120	07-MAY-21
Calcium (Ca)-Dissolved			99.5		%		80-120	07-MAY-21
Cesium (Cs)-Dissolved			94.2		%		80-120	07-MAY-21
Chromium (Cr)-Dissolved			97.8		%		80-120	07-MAY-21
Cobalt (Co)-Dissolved			99.3		%		80-120	07-MAY-21
Copper (Cu)-Dissolved			99.9		%		80-120	07-MAY-21
Iron (Fe)-Dissolved			93.1		%		80-120	07-MAY-21
Lead (Pb)-Dissolved			95.5		%		80-120	07-MAY-21
Lithium (Li)-Dissolved			102.9		%		80-120	07-MAY-21
Magnesium (Mg)-Dissolved			101.9		%		80-120	07-MAY-21
Manganese (Mn)-Dissolved			99.98		%		80-120	07-MAY-21
Molybdenum (Mo)-Dissolved			97.7		%		80-120	07-MAY-21
Nickel (Ni)-Dissolved			98.0		%		80-120	07-MAY-21
Phosphorus (P)-Dissolved			104.3		%		80-120	07-MAY-21
Potassium (K)-Dissolved			93.8		%		80-120	07-MAY-21
Rubidium (Rb)-Dissolved			99.5		%		80-120	07-MAY-21
Selenium (Se)-Dissolved			104.8		%		80-120	07-MAY-21
Silicon (Si)-Dissolved			107.3		%		80-120	07-MAY-21
Silver (Ag)-Dissolved			94.7		%		80-120	07-MAY-21
Sodium (Na)-Dissolved			105.1		%		80-120	07-MAY-21

Quality Control Report

Client: New Gold Inc. Rainy River Project
24 Marr Rd
Barwick ON P0W 1A0
Contact: Garnet Cornell

Test	Matrix	Reference	Result	Qualifier	Units	RPD	Limit	Analyzed
MET-D-MISA-WP	**Effluent**							
Batch R5455135								
WG3531162-2 LCS								
Strontium (Sr)-Dissolved			103.2		%		80-120	07-MAY-21
Sulfur (S)-Dissolved			107.7		%		80-120	07-MAY-21
Tellurium (Te)-Dissolved			94.1		%		80-120	07-MAY-21
Thallium (Tl)-Dissolved			97.6		%		80-120	07-MAY-21
Thorium (Th)-Dissolved			94.6		%		80-120	07-MAY-21
Tin (Sn)-Dissolved			94.7		%		80-120	07-MAY-21
Titanium (Ti)-Dissolved			94.7		%		80-120	07-MAY-21
Tungsten (W)-Dissolved			93.6		%		80-120	07-MAY-21
Uranium (U)-Dissolved			94.8		%		80-120	07-MAY-21
Vanadium (V)-Dissolved			99.6		%		80-120	07-MAY-21
Zinc (Zn)-Dissolved			99.0		%		80-120	07-MAY-21
Zirconium (Zr)-Dissolved			88.8		%		80-120	07-MAY-21
WG3531162-1 MB								
Aluminum (Al)-Dissolved			<0.0002		mg/L		0.001	07-MAY-21
Antimony (Sb)-Dissolved			<0.000005		mg/L		0.0001	07-MAY-21
Arsenic (As)-Dissolved			<0.000005		mg/L		0.0001	07-MAY-21
Barium (Ba)-Dissolved			<0.000005		mg/L		0.0001	07-MAY-21
Beryllium (Be)-Dissolved			<0.000002		mg/L		0.0001	07-MAY-21
Bismuth (Bi)-Dissolved			<0.000001		mg/L		0.00005	07-MAY-21
Boron (B)-Dissolved			<0.0005		mg/L		0.01	07-MAY-21
Cadmium (Cd)-Dissolved			<0.0000006		mg/L		0.000005	07-MAY-21
Calcium (Ca)-Dissolved			<0.002		mg/L		0.05	07-MAY-21
Cesium (Cs)-Dissolved			<0.000001		mg/L		0.00001	07-MAY-21
Chromium (Cr)-Dissolved			<0.00002		mg/L		0.0001	07-MAY-21
Cobalt (Co)-Dissolved			<0.000001		mg/L		0.0001	07-MAY-21
Copper (Cu)-Dissolved			<0.00002		mg/L		0.0002	07-MAY-21
Iron (Fe)-Dissolved			<0.0002		mg/L		0.01	07-MAY-21
Lead (Pb)-Dissolved			<0.000005		mg/L		0.00005	07-MAY-21
Lithium (Li)-Dissolved			<0.00002		mg/L		0.001	07-MAY-21
Magnesium (Mg)-Dissolved			<0.0005		mg/L		0.005	07-MAY-21
Manganese (Mn)-Dissolved			<0.00002		mg/L		0.0001	07-MAY-21
Molybdenum (Mo)-Dissolved			<0.000002		mg/L		0.00005	07-MAY-21
Nickel (Ni)-Dissolved			<0.00002		mg/L		0.0005	07-MAY-21
Phosphorus (P)-Dissolved			<0.002		mg/L		0.05	07-MAY-21

Quality Control Report

Client: New Gold Inc. Rainy River Project
24 Marr Rd
Barwick ON P0W 1A0
Contact: Garnet Cornell

Test	Matrix	Reference	Result	Qualifier	Units	RPD	Limit	Analyzed
MET-D-MISA-WP	**Effluent**							
Batch R5455135								
WG3531162-1 MB								
Potassium (K)-Dissolved			<0.002		mg/L		0.05	07-MAY-21
Rubidium (Rb)-Dissolved			0.000006		mg/L		0.0002	07-MAY-21
Selenium (Se)-Dissolved			0.000005		mg/L		0.00005	07-MAY-21
Silicon (Si)-Dissolved			0.004		mg/L		0.05	07-MAY-21
Silver (Ag)-Dissolved			<0.000001		mg/L		0.00001	07-MAY-21
Sodium (Na)-Dissolved			<0.005		mg/L		0.05	07-MAY-21
Strontium (Sr)-Dissolved			<0.00001		mg/L		0.0001	07-MAY-21
Sulfur (S)-Dissolved			<0.1		mg/L		0.5	07-MAY-21
Tellurium (Te)-Dissolved			<0.000005		mg/L		0.0002	07-MAY-21
Thallium (Tl)-Dissolved			<0.000001		mg/L		0.00001	07-MAY-21
Thorium (Th)-Dissolved			<0.00002		mg/L		0.0001	07-MAY-21
Tin (Sn)-Dissolved			<0.00001		mg/L		0.0001	07-MAY-21
Titanium (Ti)-Dissolved			<0.00002		mg/L		0.0003	07-MAY-21
Tungsten (W)-Dissolved			<0.000002		mg/L		0.0001	07-MAY-21
Uranium (U)-Dissolved			<0.0000002		mg/L		0.00001	07-MAY-21
Vanadium (V)-Dissolved			<0.00002		mg/L		0.0005	07-MAY-21
Zinc (Zn)-Dissolved			<0.0002		mg/L		0.001	07-MAY-21
Zirconium (Zr)-Dissolved			<0.000002		mg/L		0.00006	07-MAY-21
WG3531162-5 MS		**WG3531162-3**						
Aluminum (Al)-Dissolved			94.5		%		70-130	07-MAY-21
Antimony (Sb)-Dissolved			91.8		%		70-130	07-MAY-21
Arsenic (As)-Dissolved			97.7		%		70-130	07-MAY-21
Barium (Ba)-Dissolved			94.7		%		70-130	07-MAY-21
Beryllium (Be)-Dissolved			97.7		%		70-130	07-MAY-21
Bismuth (Bi)-Dissolved			79.5		%		70-130	07-MAY-21
Boron (B)-Dissolved			97.3		%		70-130	07-MAY-21
Cadmium (Cd)-Dissolved			92.1		%		70-130	07-MAY-21
Calcium (Ca)-Dissolved			N/A	MS-B	%		-	07-MAY-21
Cesium (Cs)-Dissolved			91.8		%		70-130	07-MAY-21
Chromium (Cr)-Dissolved			95.3		%		70-130	07-MAY-21
Cobalt (Co)-Dissolved			93.8		%		70-130	07-MAY-21
Copper (Cu)-Dissolved			N/A	MS-B	%		-	07-MAY-21
Iron (Fe)-Dissolved			96.0		%		70-130	07-MAY-21
Lead (Pb)-Dissolved			87.1		%		70-130	07-MAY-21

Quality Control Report

Client: New Gold Inc. Rainy River Project
24 Marr Rd
Barwick ON P0W 1A0
Contact: Garnet Cornell

Test	Matrix	Reference	Result	Qualifier	Units	RPD	Limit	Analyzed
MET-D-MISA-WP	**Effluent**							
Batch R5455135								
WG3531162-5 MS		**WG3531162-3**						
Lithium (Li)-Dissolved			104.5		%		70-130	07-MAY-21
Magnesium (Mg)-Dissolved			N/A	MS-B	%		-	07-MAY-21
Manganese (Mn)-Dissolved			N/A	MS-B	%		-	07-MAY-21
Molybdenum (Mo)-Dissolved			94.5		%		70-130	07-MAY-21
Nickel (Ni)-Dissolved			92.2		%		70-130	07-MAY-21
Phosphorus (P)-Dissolved			99.4		%		70-130	07-MAY-21
Potassium (K)-Dissolved			N/A	MS-B	%		-	07-MAY-21
Rubidium (Rb)-Dissolved			94.8		%		70-130	07-MAY-21
Selenium (Se)-Dissolved			98.2		%		70-130	07-MAY-21
Silicon (Si)-Dissolved			92.0		%		70-130	07-MAY-21
Silver (Ag)-Dissolved			78.1		%		70-130	07-MAY-21
Sodium (Na)-Dissolved			N/A	MS-B	%		-	07-MAY-21
Strontium (Sr)-Dissolved			N/A	MS-B	%		-	07-MAY-21
Sulfur (S)-Dissolved			N/A	MS-B	%		-	07-MAY-21
Tellurium (Te)-Dissolved			91.9		%		70-130	07-MAY-21
Thallium (Tl)-Dissolved			84.3		%		70-130	07-MAY-21
Thorium (Th)-Dissolved			94.3		%		70-130	07-MAY-21
Tin (Sn)-Dissolved			91.4		%		70-130	07-MAY-21
Titanium (Ti)-Dissolved			93.9		%		70-130	07-MAY-21
Tungsten (W)-Dissolved			89.5		%		70-130	07-MAY-21
Uranium (U)-Dissolved			89.7		%		70-130	07-MAY-21
Vanadium (V)-Dissolved			98.0		%		70-130	07-MAY-21
Zinc (Zn)-Dissolved			91.3		%		70-130	07-MAY-21
Zirconium (Zr)-Dissolved			96.9		%		70-130	07-MAY-21
MET-T-MISA-WP	**Effluent**							
Batch R5455135								
WG3530398-4 DUP		**WG3530398-3**						
Aluminum (Al)-Total		0.0596	0.0720		mg/L	19	20	07-MAY-21
Antimony (Sb)-Total		0.00076	0.00078		mg/L	0.3	20	07-MAY-21
Arsenic (As)-Total		0.00198	0.00191		mg/L	3.8	20	07-MAY-21
Barium (Ba)-Total		0.0354	0.0358		mg/L	1.2	20	07-MAY-21
Beryllium (Be)-Total		0.000004	0.000004	RPD-NA	mg/L	N/A	20	07-MAY-21
Bismuth (Bi)-Total		0.000020	0.000005	RPD-NA	mg/L	N/A	20	07-MAY-21

Quality Control Report

Client: New Gold Inc. Rainy River Project
24 Marr Rd
Barwick ON P0W 1A0
Contact: Garnet Cornell

Test	Matrix	Reference	Result	Qualifier	Units	RPD	Limit	Analyzed
MET-T-MISA-WP	**Effluent**							
Batch R5455135								
WG3530398-4 DUP		**WG3530398-3**						
Boron (B)-Total		0.0405	0.0435		mg/L	8.1	20	07-MAY-21
Cadmium (Cd)-Total		0.000006	0.000006		mg/L	6.9	20	07-MAY-21
Calcium (Ca)-Total		63.4	67.6		mg/L	6.4	20	07-MAY-21
Cesium (Cs)-Total		0.000057	0.000057		mg/L	0.6	20	07-MAY-21
Chromium (Cr)-Total		0.00046	0.00050		mg/L	6.0	20	07-MAY-21
Cobalt (Co)-Total		0.000140	0.000146		mg/L	4.0	20	07-MAY-21
Copper (Cu)-Total		0.00178	0.00180		mg/L	1.0	20	07-MAY-21
Iron (Fe)-Total		0.055	0.059		mg/L	7.1	20	07-MAY-21
Lead (Pb)-Total		0.000045	0.000040	RPD-NA	mg/L	N/A	20	07-MAY-21
Lithium (Li)-Total		0.0135	0.0144		mg/L	6.0	20	07-MAY-21
Magnesium (Mg)-Total		32.2	32.4		mg/L	0.7	20	07-MAY-21
Manganese (Mn)-Total		0.0159	0.0161		mg/L	1.0	20	07-MAY-21
Molybdenum (Mo)-Total		0.00402	0.00377		mg/L	6.4	20	07-MAY-21
Nickel (Ni)-Total		0.00148	0.00148		mg/L	0.7	20	07-MAY-21
Potassium (K)-Total		4.56	4.66		mg/L	2.0	20	07-MAY-21
Phosphorus (P)-Total		0.012	0.004	RPD-NA	mg/L	N/A	20	07-MAY-21
Rubidium (Rb)-Total		0.00176	0.00185		mg/L	5.0	20	07-MAY-21
Selenium (Se)-Total		0.000565	0.000560		mg/L	1.1	20	07-MAY-21
Silicon (Si)-Total		0.665	0.845	J	mg/L	0.18	0.2	07-MAY-21
Silver (Ag)-Total		0.000006	0.000004	RPD-NA	mg/L	N/A	20	07-MAY-21
Sodium (Na)-Total		12.1	12.0		mg/L	1.0	20	07-MAY-21
Strontium (Sr)-Total		0.279	0.265		mg/L	4.9	20	07-MAY-21
Sulfur (S)-Total		47.1	49.5		mg/L	4.9	20	07-MAY-21
Tellurium (Te)-Total		0.000035	<0.000005	RPD-NA	mg/L	N/A	20	07-MAY-21
Thallium (Tl)-Total		0.000006	0.000005	RPD-NA	mg/L	N/A	20	07-MAY-21
Thorium (Th)-Total		0.000025	0.000020	RPD-NA	mg/L	N/A	20	07-MAY-21
Tin (Sn)-Total		0.00002	0.00002	RPD-NA	mg/L	N/A	20	07-MAY-21
Tungsten (W)-Total		0.000038	0.000036	RPD-NA	mg/L	N/A	20	07-MAY-21
Vanadium (V)-Total		0.00082	0.00086		mg/L	3.3	20	07-MAY-21
Zinc (Zn)-Total		0.0015	0.0015	RPD-NA	mg/L	N/A	20	07-MAY-21
Zirconium (Zr)-Total		0.000156	0.000154		mg/L	1.4	20	07-MAY-21
WG3530398-2 LCS								
Aluminum (Al)-Total			104.1		%		80-120	07-MAY-21

Quality Control Report

Client: New Gold Inc. Rainy River Project
24 Marr Rd
Barwick ON P0W 1A0
Contact: Garnet Cornell

Test	Matrix	Reference	Result	Qualifier	Units	RPD	Limit	Analyzed
MET-T-MISA-WP	**Effluent**							
Batch R5455135								
WG3530398-2 LCS								
Antimony (Sb)-Total			99.1		%		80-120	07-MAY-21
Arsenic (As)-Total			104.1		%		80-120	07-MAY-21
Barium (Ba)-Total			97.8		%		80-120	07-MAY-21
Beryllium (Be)-Total			88.1		%		80-120	07-MAY-21
Bismuth (Bi)-Total			111.5		%		70-130	07-MAY-21
Boron (B)-Total			92.7		%		80-120	07-MAY-21
Cadmium (Cd)-Total			101.1		%		80-120	07-MAY-21
Calcium (Ca)-Total			94.1		%		80-120	07-MAY-21
Cesium (Cs)-Total			98.0		%		80-120	07-MAY-21
Chromium (Cr)-Total			104.6		%		80-120	07-MAY-21
Cobalt (Co)-Total			102.0		%		80-120	07-MAY-21
Copper (Cu)-Total			103.8		%		80-120	07-MAY-21
Iron (Fe)-Total			97.8		%		80-120	07-MAY-21
Lead (Pb)-Total			109.6		%		80-120	07-MAY-21
Lithium (Li)-Total			75.4	MES	%		80-120	07-MAY-21
Magnesium (Mg)-Total			108.8		%		80-120	07-MAY-21
Manganese (Mn)-Total			103.0		%		80-120	07-MAY-21
Molybdenum (Mo)-Total			101.0		%		80-120	07-MAY-21
Nickel (Ni)-Total			102.4		%		80-120	07-MAY-21
Potassium (K)-Total			101.1		%		80-120	07-MAY-21
Phosphorus (P)-Total			115.1		%		80-120	07-MAY-21
Rubidium (Rb)-Total			101.1		%		80-120	07-MAY-21
Selenium (Se)-Total			96.5		%		80-120	07-MAY-21
Silicon (Si)-Total			106.5		%		80-120	07-MAY-21
Silver (Ag)-Total			102.5		%		80-120	07-MAY-21
Sodium (Na)-Total			103.1		%		80-120	07-MAY-21
Strontium (Sr)-Total			104.3		%		80-120	07-MAY-21
Sulfur (S)-Total			113.9		%		80-120	07-MAY-21
Tellurium (Te)-Total			93.8		%		80-120	07-MAY-21
Thallium (Tl)-Total			109.1		%		80-120	07-MAY-21
Thorium (Th)-Total			114.2		%		80-120	07-MAY-21
Tin (Sn)-Total			96.1		%		80-120	07-MAY-21
Titanium (Ti)-Total			100.9		%		80-120	07-MAY-21

Quality Control Report

Client: New Gold Inc. Rainy River Project
24 Marr Rd
Barwick ON P0W 1A0
Contact: Garnet Cornell

Test	Matrix	Reference	Result	Qualifier	Units	RPD	Limit	Analyzed
MET-T-MISA-WP	**Effluent**							
Batch R5455135								
WG3530398-2 LCS								
Tungsten (W)-Total			97.7		%		80-120	07-MAY-21
Uranium (U)-Total			116.0		%		80-120	07-MAY-21
Vanadium (V)-Total			104.7		%		80-120	07-MAY-21
Zinc (Zn)-Total			102.3		%		80-120	07-MAY-21
Zirconium (Zr)-Total			97.4		%		80-120	07-MAY-21
WG3530398-1 MB								
Aluminum (Al)-Total			0.0012		mg/L		0.003	07-MAY-21
Antimony (Sb)-Total			<0.00002		mg/L		0.0001	07-MAY-21
Arsenic (As)-Total			0.00022	RRQC	mg/L		0.0001	07-MAY-21
Barium (Ba)-Total			<0.000005		mg/L		0.0001	07-MAY-21
Beryllium (Be)-Total			<0.000002		mg/L		0.0001	07-MAY-21
Bismuth (Bi)-Total			<0.000005		mg/L		0.00005	07-MAY-21
Boron (B)-Total			<0.0005		mg/L		0.01	07-MAY-21
Cadmium (Cd)-Total			<0.000001		mg/L		0.000005	07-MAY-21
Calcium (Ca)-Total			0.010		mg/L		0.05	07-MAY-21
Cesium (Cs)-Total			<0.000001		mg/L		0.00001	07-MAY-21
Chromium (Cr)-Total			0.00002		mg/L		0.0001	07-MAY-21
Cobalt (Co)-Total			<0.000002		mg/L		0.0001	07-MAY-21
Copper (Cu)-Total			0.00002		mg/L		0.0005	07-MAY-21
Iron (Fe)-Total			<0.001		mg/L		0.01	07-MAY-21
Lead (Pb)-Total			0.000005		mg/L		0.00005	07-MAY-21
Lithium (Li)-Total			0.00010		mg/L		0.001	07-MAY-21
Magnesium (Mg)-Total			<0.001		mg/L		0.005	07-MAY-21
Manganese (Mn)-Total			<0.00002		mg/L		0.0001	07-MAY-21
Molybdenum (Mo)-Total			<0.000005		mg/L		0.00005	07-MAY-21
Nickel (Ni)-Total			<0.00002		mg/L		0.0005	07-MAY-21
Potassium (K)-Total			<0.002		mg/L		0.05	07-MAY-21
Phosphorus (P)-Total			0.012		mg/L		0.05	07-MAY-21
Rubidium (Rb)-Total			<0.000005		mg/L		0.0002	07-MAY-21
Selenium (Se)-Total			0.000085	RRQC	mg/L		0.00005	07-MAY-21
Silicon (Si)-Total			0.030		mg/L		0.1	07-MAY-21
Silver (Ag)-Total			<0.000002		mg/L		0.00001	07-MAY-21
Sodium (Na)-Total			<0.005		mg/L		0.05	07-MAY-21
Strontium (Sr)-Total			<0.000005		mg/L		0.0002	07-MAY-21

Quality Control Report

Client: New Gold Inc. Rainy River Project
24 Marr Rd
Barwick ON P0W 1A0
Contact: Garnet Cornell

Test	Matrix	Reference	Result	Qualifier	Units	RPD	Limit	Analyzed
MET-T-MISA-WP	**Effluent**							
Batch R5455135								
WG3530398-1 MB								
Sulfur (S)-Total			<0.1		mg/L		0.5	07-MAY-21
Tellurium (Te)-Total			<0.000005		mg/L		0.0002	07-MAY-21
Thallium (Tl)-Total			<0.000001		mg/L		0.00001	07-MAY-21
Thorium (Th)-Total			<0.000005		mg/L		0.0001	07-MAY-21
Tin (Sn)-Total			<0.00002		mg/L		0.0001	07-MAY-21
Titanium (Ti)-Total			0.00002		mg/L		0.0003	07-MAY-21
Tungsten (W)-Total			<0.000002		mg/L		0.0001	07-MAY-21
Uranium (U)-Total			<0.0000002		mg/L		0.00001	07-MAY-21
Vanadium (V)-Total			0.00002		mg/L		0.0005	07-MAY-21
Zinc (Zn)-Total			<0.0005		mg/L		0.003	07-MAY-21
Zirconium (Zr)-Total			<0.000002		mg/L		0.00006	07-MAY-21
COMMENTS: Affected samples blank corrected.								
WG3530398-5 MS		**WG3530398-3**						
Aluminum (Al)-Total			102.2		%		70-130	07-MAY-21
Antimony (Sb)-Total			101.9		%		70-130	07-MAY-21
Arsenic (As)-Total			101.9		%		70-130	07-MAY-21
Barium (Ba)-Total			N/A	MS-B	%		-	07-MAY-21
Beryllium (Be)-Total			95.2		%		70-130	07-MAY-21
Bismuth (Bi)-Total			99.6		%		70-130	07-MAY-21
Boron (B)-Total			101.9		%		70-130	07-MAY-21
Cadmium (Cd)-Total			100.7		%		70-130	07-MAY-21
Calcium (Ca)-Total			N/A	MS-B	%		-	07-MAY-21
Cesium (Cs)-Total			101.8		%		70-130	07-MAY-21
Chromium (Cr)-Total			102.4		%		70-130	07-MAY-21
Cobalt (Co)-Total			99.8		%		70-130	07-MAY-21
Copper (Cu)-Total			100.1		%		70-130	07-MAY-21
Iron (Fe)-Total			97.4		%		70-130	07-MAY-21
Lead (Pb)-Total			96.9		%		70-130	07-MAY-21
Lithium (Li)-Total			79.6		%		70-130	07-MAY-21
Magnesium (Mg)-Total			N/A	MS-B	%		-	07-MAY-21
Manganese (Mn)-Total			94.2		%		70-130	07-MAY-21
Molybdenum (Mo)-Total			99.0		%		70-130	07-MAY-21
Nickel (Ni)-Total			98.8		%		70-130	07-MAY-21
Potassium (K)-Total			N/A	MS-B	%		-	07-MAY-21

Quality Control Report

Client: New Gold Inc. Rainy River Project
24 Marr Rd
Barwick ON P0W 1A0
Contact: Garnet Cornell

Test	Matrix	Reference	Result	Qualifier	Units	RPD	Limit	Analyzed
MET-T-MISA-WP	**Effluent**							
Batch R5455135								
WG3530398-5 MS		**WG3530398-3**						
Phosphorus (P)-Total			108.2		%		70-130	07-MAY-21
Rubidium (Rb)-Total			97.4		%		70-130	07-MAY-21
Selenium (Se)-Total			105.9		%		70-130	07-MAY-21
Silicon (Si)-Total			106.8		%		70-130	07-MAY-21
Silver (Ag)-Total			102.4		%		70-130	07-MAY-21
Sodium (Na)-Total			N/A	MS-B	%		-	07-MAY-21
Strontium (Sr)-Total			N/A	MS-B	%		-	07-MAY-21
Sulfur (S)-Total			N/A	MS-B	%		-	07-MAY-21
Tellurium (Te)-Total			100.3		%		70-130	07-MAY-21
Thallium (Tl)-Total			97.7		%		70-130	07-MAY-21
Thorium (Th)-Total			100.8		%		70-130	07-MAY-21
Tin (Sn)-Total			98.3		%		70-130	07-MAY-21
Titanium (Ti)-Total			103.3		%		70-130	07-MAY-21
Tungsten (W)-Total			99.0		%		70-130	07-MAY-21
Uranium (U)-Total			79.5		%		70-130	07-MAY-21
Vanadium (V)-Total			104.8		%		70-130	07-MAY-21
Zinc (Zn)-Total			96.6		%		70-130	07-MAY-21
Zirconium (Zr)-Total			102.4		%		70-130	07-MAY-21
NH3-F-WT	**Effluent**							
Batch R5455258								
WG3531704-3 DUP		**WG3531704-5**						
Ammonia, Total (as N)		0.022	0.022		mg/L	3.1	25	10-MAY-21
WG3531704-2 LCS								
Ammonia, Total (as N)			106.3		%		70-130	10-MAY-21
WG3531704-1 MB								
Ammonia, Total (as N)			<0.002		mg/L		0.02	10-MAY-21
WG3531704-4 MS		**WG3531704-5**						
Ammonia, Total (as N)			107.8		%		70-130	10-MAY-21
NO2-MISA-IC-TB	**Effluent**							
Batch R5447938								
WG3527495-3 DUP		**L2582626-4**						
Nitrite (as N)		<0.001	<0.001	RPD-NA	mg/L	N/A	20	03-MAY-21
WG3527495-2 LCS								
Nitrite (as N)			90.9		%		90-110	03-MAY-21
WG3527495-1 MB								

Quality Control Report

Client: New Gold Inc. Rainy River Project
24 Marr Rd
Barwick ON P0W 1A0
Contact: Garnet Cornell

Test	Matrix	Reference	Result	Qualifier	Units	RPD	Limit	Analyzed
NO2-MISA-IC-TB	**Effluent**							
Batch R5447938								
WG3527495-1 MB								
Nitrite (as N)			<0.001		mg/L		0.01	03-MAY-21
NO3-MISA-IC-TB	**Effluent**							
Batch R5447938								
WG3527495-3 DUP		**L2582626-4**						
Nitrate (as N)		<0.002	<0.002	RPD-NA	mg/L	N/A	20	03-MAY-21
WG3527495-2 LCS								
Nitrate (as N)			98.2		%		90-110	03-MAY-21
WG3527495-1 MB								
Nitrate (as N)			<0.002		mg/L		0.02	03-MAY-21
OGG-TOT-WT	**Effluent**							
Batch R5454013								
WG3529876-2 LCS								
Oil and Grease, Total			91.4		%		50-150	06-MAY-21
WG3529876-1 MB								
Oil and Grease, Total			0.8		mg/L		1	06-MAY-21
P-T-MISA-COL-WT	**Effluent**							
Batch R5456412								
WG3531966-3 DUP		**WG3531966-5**						
Phosphorus (P)-Total		0.0078	0.0086		mg/L	9.3	25	12-MAY-21
WG3531966-2 LCS								
Phosphorus (P)-Total			102.4		%		70-130	12-MAY-21
WG3531966-1 MB								
Phosphorus (P)-Total			0.0003		mg/L		0.003	12-MAY-21
WG3531966-4 MS		**WG3531966-5**						
Phosphorus (P)-Total			97.3		%		70-130	12-MAY-21
PH-MISA-TB	**Effluent**							
Batch R5444640								
WG3527486-2 LCS								
pH			6.98		pH		6.9-7.1	01-MAY-21
SO4-MISA-IC-TB	**Effluent**							
Batch R5447938								
WG3527495-3 DUP		**L2582626-4**						
Sulfate (SO4)		216	222		mg/L	2.3	20	03-MAY-21
WG3527495-2 LCS								

Quality Control Report

Client: New Gold Inc. Rainy River Project
24 Marr Rd
Barwick ON P0W 1A0
Contact: Garnet Cornell

Test	Matrix	Reference	Result	Qualifier	Units	RPD	Limit	Analyzed
SO4-MISA-IC-TB	**Effluent**							
Batch R5447938								
WG3527495-2 LCS								
Sulfate (SO4)			100.6		%		90-110	03-MAY-21
WG3527495-1 MB								
Sulfate (SO4)			<0.05		mg/L		0.3	03-MAY-21
TDS-MISA-TB	**Effluent**							
Batch R5450020								
WG3528552-2 LCS								
Total Dissolved Solids			96.4		%		85-115	04-MAY-21
WG3528552-1 MB								
Total Dissolved Solids			6		mg/L		10	04-MAY-21
TKN-WT	**Effluent**							
Batch R5456528								
WG3532013-3 DUP		**WG3532013-5**						
Total Kjeldahl Nitrogen		0.80	0.80		mg/L	0.0	20	12-MAY-21
WG3532013-2 LCS								
Total Kjeldahl Nitrogen			104.5		%		75-125	12-MAY-21
WG3532013-1 MB								
Total Kjeldahl Nitrogen			<0.05		mg/L		0.18	12-MAY-21
WG3532013-4 MS		**WG3532013-5**						
Total Kjeldahl Nitrogen			105.4		%		70-130	12-MAY-21
TSS-MISA-TB	**Effluent**							
Batch R5449881								
WG3528560-2 LCS								
Total Suspended Solids			101.2		%		85-115	04-MAY-21
WG3528560-1 MB								
Total Suspended Solids			<0.5		mg/L		3	04-MAY-21

Quality Control Report

Workorder: L2582376 Report Date: 14-MAY-21

Client: New Gold Inc. Rainy River Project
24 Marr Rd
Barwick ON P0W 1A0
Contact: Garnet Cornell

Legend:

Limit	ALS Control Limit (Data Quality Objectives)
DUP	Duplicate
RPD	Relative Percent Difference
N/A	Not Available
LCS	Laboratory Control Sample
SRM	Standard Reference Material
MS	Matrix Spike
MSD	Matrix Spike Duplicate
ADE	Average Desorption Efficiency
MB	Method Blank
IRM	Internal Reference Material
CRM	Certified Reference Material
CCV	Continuing Calibration Verification
CVS	Calibration Verification Standard
LCSD	Laboratory Control Sample Duplicate

Sample Parameter Qualifier Definitions:

Qualifier	Description
<DL	Recorded value = measured amount <LMDL (non-zero)
<T	A Measurable Trace Amount: Interpret With Caution
<W	No Measurable Response (Zero): < Reported Value
J	Duplicate results and limits are expressed in terms of absolute difference.
MES	Data Quality Objective was marginally exceeded (by < 10% absolute) for < 10% of analytes in a Multi-Element Scan / Multi-Parameter Scan (considered acceptable as per OMOE & CCME).
MS-B	Matrix Spike recovery could not be accurately calculated due to high analyte background in sample.
RPD-NA	Relative Percent Difference Not Available due to result(s) being less than detection limit.
RRQC	Refer to report remarks for information regarding this QC result.

Hold Time Exceedances:

All test results reported with this submission were conducted within ALS recommended hold times.

ALS recommended hold times may vary by province. They are assigned to meet known provincial and/or federal government requirements. In the absence of regulatory hold times, ALS establishes recommendations based on guidelines published by the US EPA, APHA Standard Methods, or Environment Canada (where available). For more information, please contact ALS.

The ALS Quality Control Report is provided to ALS clients upon request. ALS includes comprehensive QC checks with every analysis to ensure our high standards of quality are met. Each QC result has a known or expected target value, which is compared against pre-determined data quality objectives to provide confidence in the accuracy of associated test results.

Please note that this report may contain QC results from anonymous Sample Duplicates and Matrix Spikes that do not originate from this Work Order.

L2582376-COFC

L2582376

CHAIN OF CUSTODY / SAMPLE ANALYSIS REQUEST

COC No: ALS-443153505

Cooler No. of

Site ID Rainy River	**Turnaround Time** 10 Business Days
Site Address 1361 Roen Rd, Chapple,ON	**Lab Name** ALS Thunder Bay
Project Number	**Lab PM**
Project Name Rainy River Mine	**Lab Phone/Fax**
Project Manager	**Shipping Company**
Project Manager Email Address	**Airbill No.**
Sampler	**Shipping Date** 04/29/2021

Items No.	Sample ID	Sample Location	Matrix	G=Grab C=Comp	Depth	Sample Date Time	# of Containers	Comments Lab I.D.	Filtered	Preserve	Analysis NG-SW-P-TB
1	SW29_SW_20210420	Surface Water 29	SW	G		04/28/2021 09:50	11	.		N	X

AL April 30/21 2:00 6.8°C

Additional Comments/Special Instructions:

RELINQUISHED BY / AFFILIATION	Date Time	ACCEPTED BY / AFFILIATION	Date Time

SHIPPING METHOD: (mark as appropriate)	SAMPLER NAME AND SIGNATURE	Date Time
	Sarah Flesher	

Email Report To : rainyriver.labresults@newgold.com

Email Invoice To : rainyriver.accounts1@newgold.com

New Gold Inc. Rainy River Project
ATTN: Garnet Cornell
24 Marr Rd
Barwick ON P0W 1A0

Date Received: 14-MAY-21
Report Date: 23-JUN-21 21:01 (MT)
Version: FINAL

Client Phone: 807-234-8200

Certificate of Analysis

Lab Work Order #: L2587824

Project P.O. #: 4500038941
Job Reference: SURFACE WATER
C of C Numbers:
Legal Site Desc:

Christine Paradis
Project Manager

[This report shall not be reproduced except in full without the written authority of the Laboratory.]

ALS ENVIRONMENTAL ANALYTICAL REPORT

Sample Details/Parameters	Result	Qualifier*	D.L.	Units	Extracted	Analyzed	Batch
L2587824-1 FB_SW_20210420 Sampled By: SF on 11-MAY-21 @ 15:55 Matrix: SW							
Physical Tests							
Color, True	<2.0		2.0	CU		15-MAY-21	R5458090
Conductivity (EC)	0.8	<DL	1.0	uS/cm		14-MAY-21	R5458110
Hardness (as CaCO3)	<0.51		0.51	mg/L		25-MAY-21	
pH	5.59		0.10	pH		14-MAY-21	R5458110
Total Suspended Solids	<0.5	<W	3.0	mg/L		14-MAY-21	R5458080
Total Dissolved Solids	6	<DL	10	mg/L		14-MAY-21	R5458106
Turbidity	<0.10		0.10	NTU		14-MAY-21	R5457803
Anions and Nutrients							
Acidity (as CaCO3)	<0.2	<W	2.0	mg/L		17-MAY-21	R5459057
Alkalinity, Total (as CaCO3)	0.4	<DL	2.0	mg/L		14-MAY-21	R5458110
Ammonia, Total (as N)	0.026	<T	0.0070	mg/L		19-MAY-21	R5460097
Chloride (Cl)	<0.10		0.10	mg/L	14-MAY-21	17-MAY-21	R5459010
Fluoride (F)	0.085		0.020	mg/L	14-MAY-21	17-MAY-21	R5459010
Nitrate (as N)	<0.002	<W	0.020	mg/L		17-MAY-21	R5459010
Nitrite (as N)	<0.001	<W	0.010	mg/L		17-MAY-21	R5459010
Total Kjeldahl Nitrogen	<0.050		0.050	mg/L	18-MAY-21	20-MAY-21	R5460833
Orthophosphate-Dissolved (as P)	<0.0030		0.0030	mg/L	14-MAY-21	17-MAY-21	R5459084
Sulfate (SO4)	<0.05	<W	0.30	mg/L		17-MAY-21	R5459010
Cyanides							
Cyanide, Weak Acid Diss	0.0004	<DL	0.0020	mg/L		17-MAY-21	R5459134
Cyanide, Total	0.0004	<DL	0.0020	mg/L		17-MAY-21	R5459134
Cyanide, Free	0.0004	<DL	0.0020	mg/L		17-MAY-21	R5459134
Organic / Inorganic Carbon							
Dissolved Organic Carbon	<0.50		0.50	mg/L	11-MAY-21	17-MAY-21	R5459170
Total Organic Carbon	<0.50		0.50	mg/L		20-MAY-21	R5461782
Total Metals							
Aluminum (Al)-Total	<0.0002	<W	0.0050	mg/L		21-MAY-21	R5466698
Antimony (Sb)-Total	<0.000005	<W	0.00060	mg/L		21-MAY-21	R5466698
Arsenic (As)-Total	<0.00001	<W	0.0010	mg/L		21-MAY-21	R5466698
Barium (Ba)-Total	0.00004	<DL	0.010	mg/L		21-MAY-21	R5466698
Beryllium (Be)-Total	<0.0000001	<W	0.0010	mg/L		21-MAY-21	R5466698
Bismuth (Bi)-Total	<0.00001	<W	0.0010	mg/L		21-MAY-21	R5466698
Boron (B)-Total	0.0035	<DL	0.050	mg/L		21-MAY-21	R5466698
Cadmium (Cd)-Total	<0.000001	<W	0.000017	mg/L		21-MAY-21	R5466698
Calcium (Ca)-Total	0.044	<DL	0.20	mg/L		21-MAY-21	R5466698
Cesium (Cs)-Total	<0.0000005	<W	0.000010	mg/L		21-MAY-21	R5466698
Chromium (Cr)-Total	0.00006	<DL	0.0010	mg/L		21-MAY-21	R5466698
Cobalt (Co)-Total	<0.000005	<W	0.00050	mg/L		21-MAY-21	R5466698
Copper (Cu)-Total	<0.00002	<W	0.0010	mg/L		21-MAY-21	R5466698
Iron (Fe)-Total	<0.0005	<W	0.020	mg/L		21-MAY-21	R5466698
Lead (Pb)-Total	<0.00001	<W	0.000050	mg/L		21-MAY-21	R5466698
Lithium (Li)-Total	<0.0002	<W	0.050	mg/L		21-MAY-21	R5466698

* Refer to Referenced Information for Qualifiers (if any) and Methodology.

ALS ENVIRONMENTAL ANALYTICAL REPORT

Sample Details/Parameters	Result	Qualifier*	D.L.	Units	Extracted	Analyzed	Batch
L2587824-1 FB_SW_20210420 Sampled By: SF on 11-MAY-21 @ 15:55 Matrix: SW							
Total Metals							
Magnesium (Mg)-Total	<0.0002	<W	0.020	mg/L		21-MAY-21	R5466698
Manganese (Mn)-Total	<0.0002	<W	0.0010	mg/L		21-MAY-21	R5466698
Mercury (Hg)-Total	<0.000005	<W	0.000030	mg/L		18-MAY-21	R5459223
Molybdenum (Mo)-Total	<0.000005	<W	0.0010	mg/L		21-MAY-21	R5466698
Nickel (Ni)-Total	<0.00002	<W	0.0020	mg/L		21-MAY-21	R5466698
Phosphorus (P)-Total	<0.005	<W	0.050	mg/L		21-MAY-21	R5466698
Potassium (K)-Total	<0.01	<W	0.50	mg/L		21-MAY-21	R5466698
Rubidium (Rb)-Total	<0.000002	<W	0.00020	mg/L		21-MAY-21	R5466698
Selenium (Se)-Total	<0.000005	<W	0.000050	mg/L		21-MAY-21	R5466698
Silicon (Si)-Total	0.032	<DL	0.10	mg/L		21-MAY-21	R5466698
Silver (Ag)-Total	0.000001	<DL	0.00010	mg/L		21-MAY-21	R5466698
Sodium (Na)-Total	0.090	<DL	0.10	mg/L		21-MAY-21	R5466698
Strontium (Sr)-Total	0.000070	<DL	0.0010	mg/L		21-MAY-21	R5466698
Sulfur (S)-Total	<0.2	<W	0.50	mg/L		21-MAY-21	R5466698
Tellurium (Te)-Total	<0.00002	<W	0.0010	mg/L		21-MAY-21	R5466698
Thallium (Tl)-Total	<0.000005	<W	0.00030	mg/L		21-MAY-21	R5466698
Thorium (Th)-Total	0.00003	<DL	0.00010	mg/L		21-MAY-21	R5466698
Tin (Sn)-Total	0.00005	<DL	0.0010	mg/L		21-MAY-21	R5466698
Titanium (Ti)-Total	<0.00001	<W	0.0020	mg/L		21-MAY-21	R5466698
Tungsten (W)-Total	<0.00001	<W	0.010	mg/L		21-MAY-21	R5466698
Uranium (U)-Total	<0.0000005	<W	0.0050	mg/L		21-MAY-21	R5466698
Vanadium (V)-Total	<0.00005	<W	0.0010	mg/L		21-MAY-21	R5466698
Zinc (Zn)-Total	<0.0005	<W	0.0030	mg/L		21-MAY-21	R5466698
Zirconium (Zr)-Total	0.000008	<DL	0.0010	mg/L		21-MAY-21	R5466698
Dissolved Metals							
Dissolved Metals Filtration Location	FIELD					19-MAY-21	R5461357
Aluminum (Al)-Dissolved	0.0006	<DL	0.0050	mg/L		20-MAY-21	R5463022
Antimony (Sb)-Dissolved	<0.000005	<W	0.00060	mg/L		20-MAY-21	R5463022
Arsenic (As)-Dissolved	<0.0000002	<W	0.0010	mg/L		20-MAY-21	R5463022
Barium (Ba)-Dissolved	0.000025	<DL	0.010	mg/L		20-MAY-21	R5463022
Beryllium (Be)-Dissolved	<0.000002	<W	0.0010	mg/L		20-MAY-21	R5463022
Bismuth (Bi)-Dissolved	<0.000002	<W	0.0010	mg/L		20-MAY-21	R5463022
Boron (B)-Dissolved	0.0045	<DL	0.050	mg/L		20-MAY-21	R5463022
Cadmium (Cd)-Dissolved	<0.0000005	<W	0.000017	mg/L		20-MAY-21	R5463022
Calcium (Ca)-Dissolved	0.036	<DL	0.20	mg/L		20-MAY-21	R5463022
Cesium (Cs)-Dissolved	<0.0000005	<W	0.000010	mg/L		20-MAY-21	R5463022
Chromium (Cr)-Dissolved	0.00007	<DL	0.0010	mg/L		20-MAY-21	R5463022
Cobalt (Co)-Dissolved	<0.000002	<W	0.00050	mg/L		20-MAY-21	R5463022
Copper (Cu)-Dissolved	<0.00002	<W	0.0010	mg/L		20-MAY-21	R5463022
Iron (Fe)-Dissolved	<0.0005	<W	0.020	mg/L		20-MAY-21	R5463022
Lead (Pb)-Dissolved	<0.00001	<W	0.000050	mg/L		20-MAY-21	R5463022

* Refer to Referenced Information for Qualifiers (if any) and Methodology.

ALS ENVIRONMENTAL ANALYTICAL REPORT

Sample Details/Parameters	Result	Qualifier*	D.L.	Units	Extracted	Analyzed	Batch
L2587824-1 FB_SW_20210420 Sampled By: SF on 11-MAY-21 @ 15:55 Matrix: SW							
Dissolved Metals							
Lithium (Li)-Dissolved	<0.0002	<W	0.050	mg/L		20-MAY-21	R5463022
Magnesium (Mg)-Dissolved	<0.0005	<W	0.020	mg/L		20-MAY-21	R5463022
Manganese (Mn)-Dissolved	<0.00002	<W	0.0010	mg/L		20-MAY-21	R5463022
Mercury (Hg)-Dissolved	<0.000005	<W	0.000030	mg/L		18-MAY-21	R5459218
Molybdenum (Mo)-Dissolved	<0.000002	<W	0.0010	mg/L		20-MAY-21	R5463022
Nickel (Ni)-Dissolved	<0.00002	<W	0.0020	mg/L		20-MAY-21	R5463022
Phosphorus (P)-Dissolved	<0.005	<W	0.050	mg/L		20-MAY-21	R5463022
Potassium (K)-Dissolved	<0.01	<W	0.50	mg/L		20-MAY-21	R5463022
Rubidium (Rb)-Dissolved	<0.000002	<W	0.00020	mg/L		20-MAY-21	R5463022
Selenium (Se)-Dissolved	<0.000005	<W	0.000050	mg/L		20-MAY-21	R5463022
Silicon (Si)-Dissolved	0.030	<DL	0.050	mg/L		20-MAY-21	R5463022
Silver (Ag)-Dissolved	<0.0000005	<W	0.00010	mg/L		20-MAY-21	R5463022
Sodium (Na)-Dissolved	0.100		0.10	mg/L		20-MAY-21	R5463022
Strontium (Sr)-Dissolved	0.00002	<DL	0.0010	mg/L		20-MAY-21	R5463022
Sulfur (S)-Dissolved	<0.2	<W	0.50	mg/L		20-MAY-21	R5463022
Tellurium (Te)-Dissolved	<0.00001	<W	0.0010	mg/L		20-MAY-21	R5463022
Thallium (Tl)-Dissolved	<0.000002	<W	0.00030	mg/L		20-MAY-21	R5463022
Thorium (Th)-Dissolved	<0.00001	<W	0.00010	mg/L		20-MAY-21	R5463022
Tin (Sn)-Dissolved	0.000020	<DL	0.0010	mg/L		20-MAY-21	R5463022
Titanium (Ti)-Dissolved	<0.00002	<W	0.0020	mg/L		20-MAY-21	R5463022
Tungsten (W)-Dissolved	<0.000002	<W	0.010	mg/L		20-MAY-21	R5463022
Uranium (U)-Dissolved	<0.0000005	<W	0.0050	mg/L		20-MAY-21	R5463022
Vanadium (V)-Dissolved	<0.00002	<W	0.0010	mg/L		20-MAY-21	R5463022
Zinc (Zn)-Dissolved	<0.0002	<W	0.0030	mg/L		20-MAY-21	R5463022
Zirconium (Zr)-Dissolved	<0.000002	<W	0.0010	mg/L		20-MAY-21	R5463022
Aggregate Organics							
Biochemical Oxygen Demand	<2.0		2.0	mg/L		14-MAY-21	R5460131
Chemical Oxygen Demand	12		10	mg/L	18-MAY-21	19-MAY-21	R5460001
Oil and Grease, Total	0.6	<DL	1.0	mg/L	19-MAY-21	19-MAY-21	R5467716
L2587824-2 SW02_SW_20210504 Sampled By: SF on 11-MAY-21 @ 15:30 Matrix: SW							
Field Tests							
pH, Client Supplied	7.41		0.10	pH		15-MAY-21	R5458234
Temperature, Client Supplied	14.38		0	Degree C		15-MAY-21	R5458234
Physical Tests							
Color, True	126		2.0	CU		15-MAY-21	R5458090
Conductivity (EC)	105		1.0	uS/cm		14-MAY-21	R5458110
Hardness (as CaCO3)	64.1		0.51	mg/L		25-MAY-21	
pH	7.70		0.10	pH		14-MAY-21	R5458110
Total Suspended Solids	1.0	<DL	3.0	mg/L		14-MAY-21	R5458080
Total Dissolved Solids	96		13	mg/L		14-MAY-21	R5458106

* Refer to Referenced Information for Qualifiers (if any) and Methodology.

ALS ENVIRONMENTAL ANALYTICAL REPORT

Sample Details/Parameters	Result	Qualifier*	D.L.	Units	Extracted	Analyzed	Batch
L2587824-2 SW02_SW_20210504 Sampled By: SF on 11-MAY-21 @ 15:30 Matrix: SW							
Physical Tests							
Turbidity	0.80		0.10	NTU		14-MAY-21	R5457803
Anions and Nutrients							
Acidity (as CaCO3)	0.8	<DL	2.0	mg/L		17-MAY-21	R5459057
Alkalinity, Total (as CaCO3)	57.2		2.0	mg/L		14-MAY-21	R5458110
Ammonia, Total (as N)	0.108	<T	0.0050	mg/L		19-MAY-21	R5460097
Ammonia, Un-ionized (as N)	<0.001	<W	0.010	mg/L		20-MAY-21	
Chloride (Cl)	0.27		0.10	mg/L	14-MAY-21	17-MAY-21	R5459010
Fluoride (F)	0.031		0.020	mg/L	14-MAY-21	17-MAY-21	R5459010
Nitrate (as N)	<0.002	<W	0.020	mg/L		17-MAY-21	R5459010
Nitrite (as N)	<0.001	<W	0.010	mg/L		17-MAY-21	R5459010
Total Kjeldahl Nitrogen	0.869		0.050	mg/L	18-MAY-21	20-MAY-21	R5460833
Orthophosphate-Dissolved (as P)	<0.0030		0.0030	mg/L	14-MAY-21	17-MAY-21	R5459084
Sulfate (SO4)	0.45	<T	0.30	mg/L		17-MAY-21	R5459010
Cyanides							
Cyanide, Weak Acid Diss	0.0011	<DL	0.0020	mg/L		17-MAY-21	R5459134
Cyanide, Total	0.0010	<DL	0.0020	mg/L		17-MAY-21	R5459134
Cyanide, Free	0.0011	<DL	0.0020	mg/L		17-MAY-21	R5459134
Organic / Inorganic Carbon							
Dissolved Organic Carbon	34.5	DLM	2.5	mg/L	14-MAY-21	19-MAY-21	R5460446
Total Organic Carbon	29.9	DLM	2.5	mg/L		20-MAY-21	R5461782
Total Metals							
Aluminum (Al)-Total	0.0520		0.0050	mg/L		21-MAY-21	R5466698
Antimony (Sb)-Total	0.000035	<DL	0.00060	mg/L		21-MAY-21	R5466698
Arsenic (As)-Total	0.00055	<DL	0.0010	mg/L		21-MAY-21	R5466698
Barium (Ba)-Total	0.00866	<DL	0.010	mg/L		21-MAY-21	R5466698
Beryllium (Be)-Total	<0.0000001	<W	0.0010	mg/L		21-MAY-21	R5466698
Bismuth (Bi)-Total	<0.00001	<W	0.0010	mg/L		21-MAY-21	R5466698
Boron (B)-Total	0.0060	<DL	0.050	mg/L		21-MAY-21	R5466698
Cadmium (Cd)-Total	0.000002	<DL	0.000017	mg/L		21-MAY-21	R5466698
Calcium (Ca)-Total	15.8		0.20	mg/L		21-MAY-21	R5466698
Cesium (Cs)-Total	0.0000050	<DL	0.000010	mg/L		21-MAY-21	R5466698
Chromium (Cr)-Total	0.00026	<DL	0.0010	mg/L		21-MAY-21	R5466698
Cobalt (Co)-Total	0.000075	<DL	0.00050	mg/L		21-MAY-21	R5466698
Copper (Cu)-Total	0.00050	<DL	0.0010	mg/L		21-MAY-21	R5466698
Iron (Fe)-Total	0.159		0.020	mg/L		21-MAY-21	R5466698
Lead (Pb)-Total	0.00004	<DL	0.000050	mg/L		21-MAY-21	R5466698
Lithium (Li)-Total	0.0018	<DL	0.050	mg/L		21-MAY-21	R5466698
Magnesium (Mg)-Total	6.11		0.020	mg/L		21-MAY-21	R5466698
Manganese (Mn)-Total	0.0104		0.0010	mg/L		21-MAY-21	R5466698
Mercury (Hg)-Total	0.000005	<DL	0.000030	mg/L		18-MAY-21	R5459223
Molybdenum (Mo)-Total	0.000150	<DL	0.0010	mg/L		21-MAY-21	R5466698
Nickel (Ni)-Total	0.00046	<DL	0.0020	mg/L		21-MAY-21	R5466698

* Refer to Referenced Information for Qualifiers (if any) and Methodology.

ALS ENVIRONMENTAL ANALYTICAL REPORT

Sample Details/Parameters	Result	Qualifier*	D.L.	Units	Extracted	Analyzed	Batch
L2587824-2 SW02_SW_20210504 Sampled By: SF on 11-MAY-21 @ 15:30 Matrix: SW							
Total Metals							
Phosphorus (P)-Total	0.010	<DL	0.050	mg/L		21-MAY-21	R5466698
Potassium (K)-Total	0.52		0.50	mg/L		21-MAY-21	R5466698
Rubidium (Rb)-Total	0.00105		0.00020	mg/L		21-MAY-21	R5466698
Selenium (Se)-Total	0.000125	<T	0.000050	mg/L		21-MAY-21	R5466698
Silicon (Si)-Total	1.07		0.10	mg/L		21-MAY-21	R5466698
Silver (Ag)-Total	<0.000001	<W	0.00010	mg/L		21-MAY-21	R5466698
Sodium (Na)-Total	1.13		0.10	mg/L		21-MAY-21	R5466698
Strontium (Sr)-Total	0.0237		0.0010	mg/L		21-MAY-21	R5466698
Sulfur (S)-Total	0.4	<DL	0.50	mg/L		21-MAY-21	R5466698
Tellurium (Te)-Total	<0.00002	<W	0.0010	mg/L		21-MAY-21	R5466698
Thallium (Tl)-Total	<0.000005	<W	0.00030	mg/L		21-MAY-21	R5466698
Thorium (Th)-Total	0.00002	<DL	0.00010	mg/L		21-MAY-21	R5466698
Tin (Sn)-Total	0.00002	<DL	0.0010	mg/L		21-MAY-21	R5466698
Titanium (Ti)-Total	0.00111	<DL	0.0020	mg/L		21-MAY-21	R5466698
Tungsten (W)-Total	<0.00001	<W	0.010	mg/L		21-MAY-21	R5466698
Uranium (U)-Total	0.0000400	<DL	0.0050	mg/L		21-MAY-21	R5466698
Vanadium (V)-Total	0.00030	<DL	0.0010	mg/L		21-MAY-21	R5466698
Zinc (Zn)-Total	0.0005	<DL	0.0030	mg/L		21-MAY-21	R5466698
Zirconium (Zr)-Total	0.000150	<DL	0.0010	mg/L		21-MAY-21	R5466698
Dissolved Metals							
Dissolved Metals Filtration Location	FIELD					19-MAY-21	R5461357
Aluminum (Al)-Dissolved	0.0290	<T	0.0050	mg/L		20-MAY-21	R5463022
Antimony (Sb)-Dissolved	0.000020	<DL	0.00060	mg/L		20-MAY-21	R5463022
Arsenic (As)-Dissolved	0.000514	<DL	0.0010	mg/L		20-MAY-21	R5463022
Barium (Ba)-Dissolved	0.00829	<DL	0.010	mg/L		20-MAY-21	R5463022
Beryllium (Be)-Dissolved	<0.000002	<W	0.0010	mg/L		20-MAY-21	R5463022
Bismuth (Bi)-Dissolved	<0.000002	<W	0.0010	mg/L		20-MAY-21	R5463022
Boron (B)-Dissolved	0.0055	<DL	0.050	mg/L		20-MAY-21	R5463022
Cadmium (Cd)-Dissolved	<0.0000005	<W	0.000017	mg/L		20-MAY-21	R5463022
Calcium (Ca)-Dissolved	15.2		0.20	mg/L		20-MAY-21	R5463022
Cesium (Cs)-Dissolved	<0.0000005	<W	0.000010	mg/L		20-MAY-21	R5463022
Chromium (Cr)-Dissolved	0.00012	<DL	0.0010	mg/L		20-MAY-21	R5463022
Cobalt (Co)-Dissolved	0.000054	<DL	0.00050	mg/L		20-MAY-21	R5463022
Copper (Cu)-Dissolved	0.00026	<DL	0.0010	mg/L		20-MAY-21	R5463022
Iron (Fe)-Dissolved	0.119		0.020	mg/L		20-MAY-21	R5463022
Lead (Pb)-Dissolved	<0.00001	<W	0.000050	mg/L		20-MAY-21	R5463022
Lithium (Li)-Dissolved	0.0018	<DL	0.050	mg/L		20-MAY-21	R5463022
Magnesium (Mg)-Dissolved	6.36		0.020	mg/L		20-MAY-21	R5463022
Manganese (Mn)-Dissolved	0.00856		0.0010	mg/L		20-MAY-21	R5463022
Mercury (Hg)-Dissolved	<0.000005	<W	0.000030	mg/L		18-MAY-21	R5459218
Molybdenum (Mo)-Dissolved	0.000130	<DL	0.0010	mg/L		20-MAY-21	R5463022

* Refer to Referenced Information for Qualifiers (if any) and Methodology.

ALS ENVIRONMENTAL ANALYTICAL REPORT

Sample Details/Parameters	Result	Qualifier*	D.L.	Units	Extracted	Analyzed	Batch
L2587824-2 SW02_SW_20210504 Sampled By: SF on 11-MAY-21 @ 15:30 Matrix: SW							
Dissolved Metals							
Nickel (Ni)-Dissolved	0.00036	<DL	0.0020	mg/L		20-MAY-21	R5463022
Phosphorus (P)-Dissolved	<0.005	<W	0.050	mg/L		20-MAY-21	R5463022
Potassium (K)-Dissolved	0.50		0.50	mg/L		20-MAY-21	R5463022
Rubidium (Rb)-Dissolved	0.000980		0.00020	mg/L		20-MAY-21	R5463022
Selenium (Se)-Dissolved	0.000115	<T	0.000050	mg/L		20-MAY-21	R5463022
Silicon (Si)-Dissolved	1.07		0.050	mg/L		20-MAY-21	R5463022
Silver (Ag)-Dissolved	<0.0000005	<W	0.00010	mg/L		20-MAY-21	R5463022
Sodium (Na)-Dissolved	1.12		0.10	mg/L		20-MAY-21	R5463022
Strontium (Sr)-Dissolved	0.0243		0.0010	mg/L		20-MAY-21	R5463022
Sulfur (S)-Dissolved	<0.2	<W	0.50	mg/L		20-MAY-21	R5463022
Tellurium (Te)-Dissolved	0.00001	<DL	0.0010	mg/L		20-MAY-21	R5463022
Thallium (Tl)-Dissolved	<0.000002	<W	0.00030	mg/L		20-MAY-21	R5463022
Thorium (Th)-Dissolved	<0.00001	<W	0.00010	mg/L		20-MAY-21	R5463022
Tin (Sn)-Dissolved	<0.000005	<W	0.0010	mg/L		20-MAY-21	R5463022
Titanium (Ti)-Dissolved	0.00050	<DL	0.0020	mg/L		20-MAY-21	R5463022
Tungsten (W)-Dissolved	<0.000002	<W	0.010	mg/L		20-MAY-21	R5463022
Uranium (U)-Dissolved	0.0000350	<DL	0.0050	mg/L		20-MAY-21	R5463022
Vanadium (V)-Dissolved	0.00022	<DL	0.0010	mg/L		20-MAY-21	R5463022
Zinc (Zn)-Dissolved	0.0012	<DL	0.0030	mg/L		20-MAY-21	R5463022
Zirconium (Zr)-Dissolved	0.000120	<DL	0.0010	mg/L		20-MAY-21	R5463022
Aggregate Organics							
Biochemical Oxygen Demand	<2.0		2.0	mg/L		14-MAY-21	R5460131
Chemical Oxygen Demand	81		10	mg/L	18-MAY-21	19-MAY-21	R5460001
Oil and Grease, Total	2.6		1.0	mg/L	19-MAY-21	19-MAY-21	R5460265
L2587824-3 SW03_SW_20210504 Sampled By: SF on 11-MAY-21 @ 10:55 Matrix: SW							
Field Tests							
pH, Client Supplied	7.93		0.10	pH		15-MAY-21	R5458234
Temperature, Client Supplied	11.14		0	Degree C		15-MAY-21	R5458234
Physical Tests							
Color, True	87.9		2.0	CU		15-MAY-21	R5458090
Conductivity (EC)	356		1.0	uS/cm		14-MAY-21	R5458110
Hardness (as CaCO3)	180		0.51	mg/L		25-MAY-21	
pH	8.13		0.10	pH		14-MAY-21	R5458110
Total Suspended Solids	7.0		3.0	mg/L		14-MAY-21	R5458080
Total Dissolved Solids	190		20	mg/L		14-MAY-21	R5458106
Turbidity	4.89		0.10	NTU		14-MAY-21	R5457803
Anions and Nutrients							
Acidity (as CaCO3)	0.2	<DL	2.0	mg/L		17-MAY-21	R5459057
Alkalinity, Total (as CaCO3)	143		2.0	mg/L		14-MAY-21	R5458110
Ammonia, Total (as N)	0.038	<T	0.0050	mg/L		19-MAY-21	R5460097

* Refer to Referenced Information for Qualifiers (if any) and Methodology.

ALS ENVIRONMENTAL ANALYTICAL REPORT

Sample Details/Parameters	Result	Qualifier*	D.L.	Units	Extracted	Analyzed	Batch
L2587824-3 SW03_SW_20210504 Sampled By: SF on 11-MAY-21 @ 10:55 Matrix: SW							
Anions and Nutrients							
Ammonia, Un-ionized (as N)	<0.001	<W	0.010	mg/L		20-MAY-21	
Chloride (Cl)	10.5		0.10	mg/L	14-MAY-21	17-MAY-21	R5459010
Fluoride (F)	0.069		0.020	mg/L	14-MAY-21	17-MAY-21	R5459010
Nitrate (as N)	<0.002	<W	0.020	mg/L		17-MAY-21	R5459010
Nitrite (as N)	<0.001	<W	0.010	mg/L		17-MAY-21	R5459010
Total Kjeldahl Nitrogen	0.933		0.050	mg/L	18-MAY-21	20-MAY-21	R5460833
Orthophosphate-Dissolved (as P)	0.0054		0.0030	mg/L	14-MAY-21	17-MAY-21	R5459084
Sulfate (SO4)	41.5		0.30	mg/L		17-MAY-21	R5459010
Cyanides							
Cyanide, Weak Acid Diss	0.0013	<DL	0.0020	mg/L		17-MAY-21	R5459134
Cyanide, Total	0.0010	<DL	0.0020	mg/L		17-MAY-21	R5459134
Cyanide, Free	0.0007	<DL	0.0020	mg/L		17-MAY-21	R5459134
Organic / Inorganic Carbon							
Dissolved Organic Carbon	29.6	DLM	2.5	mg/L	14-MAY-21	19-MAY-21	R5460446
Total Organic Carbon	30.1	DLM	2.5	mg/L		20-MAY-21	R5461782
Total Metals							
Aluminum (Al)-Total	0.204		0.0050	mg/L		21-MAY-21	R5466698
Antimony (Sb)-Total	0.000210	<DL	0.00060	mg/L		21-MAY-21	R5466698
Arsenic (As)-Total	0.00110	<T	0.0010	mg/L		21-MAY-21	R5466698
Barium (Ba)-Total	0.0222		0.010	mg/L		21-MAY-21	R5466698
Beryllium (Be)-Total	0.0000051	<DL	0.0010	mg/L		21-MAY-21	R5466698
Bismuth (Bi)-Total	<0.00001	<W	0.0010	mg/L		21-MAY-21	R5466698
Boron (B)-Total	0.0175	<DL	0.050	mg/L		21-MAY-21	R5466698
Cadmium (Cd)-Total	0.000011	<DL	0.000017	mg/L		21-MAY-21	R5466698
Calcium (Ca)-Total	44.4		0.20	mg/L		21-MAY-21	R5466698
Cesium (Cs)-Total	0.0000255		0.000010	mg/L		21-MAY-21	R5466698
Chromium (Cr)-Total	0.00056	<DL	0.0010	mg/L		21-MAY-21	R5466698
Cobalt (Co)-Total	0.000270	<DL	0.00050	mg/L		21-MAY-21	R5466698
Copper (Cu)-Total	0.00222	<T	0.0010	mg/L		21-MAY-21	R5466698
Iron (Fe)-Total	0.389		0.020	mg/L		21-MAY-21	R5466698
Lead (Pb)-Total	0.00018	<T	0.000050	mg/L		21-MAY-21	R5466698
Lithium (Li)-Total	0.0074	<DL	0.050	mg/L		21-MAY-21	R5466698
Magnesium (Mg)-Total	17.3		0.020	mg/L		21-MAY-21	R5466698
Manganese (Mn)-Total	0.0462		0.0010	mg/L		21-MAY-21	R5466698
Mercury (Hg)-Total	<0.000005	<W	0.000030	mg/L		18-MAY-21	R5459223
Molybdenum (Mo)-Total	0.00111	<T	0.0010	mg/L		21-MAY-21	R5466698
Nickel (Ni)-Total	0.00180	<DL	0.0020	mg/L		21-MAY-21	R5466698
Phosphorus (P)-Total	0.030	<DL	0.050	mg/L		21-MAY-21	R5466698
Potassium (K)-Total	2.52		0.50	mg/L		21-MAY-21	R5466698
Rubidium (Rb)-Total	0.00197		0.00020	mg/L		21-MAY-21	R5466698
Selenium (Se)-Total	0.000255	<T	0.000050	mg/L		21-MAY-21	R5466698
Silicon (Si)-Total	1.26		0.10	mg/L		21-MAY-21	R5466698

* Refer to Referenced Information for Qualifiers (if any) and Methodology.

ALS ENVIRONMENTAL ANALYTICAL REPORT

Sample Details/Parameters	Result	Qualifier*	D.L.	Units	Extracted	Analyzed	Batch
L2587824-3 SW03_SW_20210504 Sampled By: SF on 11-MAY-21 @ 10:55 Matrix: SW							
Total Metals							
Silver (Ag)-Total	0.000001	<DL	0.00010	mg/L		21-MAY-21	R5466698
Sodium (Na)-Total	7.56		0.10	mg/L		21-MAY-21	R5466698
Strontium (Sr)-Total	0.121		0.0010	mg/L		21-MAY-21	R5466698
Sulfur (S)-Total	13.4		0.50	mg/L		21-MAY-21	R5466698
Tellurium (Te)-Total	<0.00002	<W	0.0010	mg/L		21-MAY-21	R5466698
Thallium (Tl)-Total	<0.000005	<W	0.00030	mg/L		21-MAY-21	R5466698
Thorium (Th)-Total	0.00004	<DL	0.00010	mg/L		21-MAY-21	R5466698
Tin (Sn)-Total	0.00004	<DL	0.0010	mg/L		21-MAY-21	R5466698
Titanium (Ti)-Total	0.00742		0.0020	mg/L		21-MAY-21	R5466698
Tungsten (W)-Total	0.00001	<DL	0.010	mg/L		21-MAY-21	R5466698
Uranium (U)-Total	0.00114	<DL	0.0050	mg/L		21-MAY-21	R5466698
Vanadium (V)-Total	0.00115	<T	0.0010	mg/L		21-MAY-21	R5466698
Zinc (Zn)-Total	0.0165		0.0030	mg/L		21-MAY-21	R5466698
Zirconium (Zr)-Total	0.000350	<DL	0.0010	mg/L		21-MAY-21	R5466698
Dissolved Metals							
Dissolved Metals Filtration Location	FIELD					19-MAY-21	R5461357
Aluminum (Al)-Dissolved	0.0158	<T	0.0050	mg/L		20-MAY-21	R5463022
Antimony (Sb)-Dissolved	0.000190	<DL	0.00060	mg/L		20-MAY-21	R5463022
Arsenic (As)-Dissolved	0.00102	<T	0.0010	mg/L		20-MAY-21	R5463022
Barium (Ba)-Dissolved	0.0200		0.010	mg/L		20-MAY-21	R5463022
Beryllium (Be)-Dissolved	<0.000002	<W	0.0010	mg/L		20-MAY-21	R5463022
Bismuth (Bi)-Dissolved	<0.000002	<W	0.0010	mg/L		20-MAY-21	R5463022
Boron (B)-Dissolved	0.0170	<DL	0.050	mg/L		20-MAY-21	R5463022
Cadmium (Cd)-Dissolved	0.0000020	<DL	0.000017	mg/L		20-MAY-21	R5463022
Calcium (Ca)-Dissolved	43.2		0.20	mg/L		20-MAY-21	R5463022
Cesium (Cs)-Dissolved	<0.0000005	<W	0.000010	mg/L		20-MAY-21	R5463022
Chromium (Cr)-Dissolved	0.00010	<DL	0.0010	mg/L		20-MAY-21	R5463022
Cobalt (Co)-Dissolved	0.000138	<DL	0.00050	mg/L		20-MAY-21	R5463022
Copper (Cu)-Dissolved	0.00180	<T	0.0010	mg/L		20-MAY-21	R5463022
Iron (Fe)-Dissolved	0.133		0.020	mg/L		20-MAY-21	R5463022
Lead (Pb)-Dissolved	0.00003	<DL	0.000050	mg/L		20-MAY-21	R5463022
Lithium (Li)-Dissolved	0.0072	<DL	0.050	mg/L		20-MAY-21	R5463022
Magnesium (Mg)-Dissolved	17.6		0.020	mg/L		20-MAY-21	R5463022
Manganese (Mn)-Dissolved	0.0340		0.0010	mg/L		20-MAY-21	R5463022
Mercury (Hg)-Dissolved	<0.000005	<W	0.000030	mg/L		18-MAY-21	R5459218
Molybdenum (Mo)-Dissolved	0.00107	<T	0.0010	mg/L		20-MAY-21	R5463022
Nickel (Ni)-Dissolved	0.00136	<DL	0.0020	mg/L		20-MAY-21	R5463022
Phosphorus (P)-Dissolved	0.010	<DL	0.050	mg/L		20-MAY-21	R5463022
Potassium (K)-Dissolved	2.38		0.50	mg/L		20-MAY-21	R5463022
Rubidium (Rb)-Dissolved	0.00153		0.00020	mg/L		20-MAY-21	R5463022
Selenium (Se)-Dissolved	0.000195	<T	0.000050	mg/L		20-MAY-21	R5463022

* Refer to Referenced Information for Qualifiers (if any) and Methodology.

ALS ENVIRONMENTAL ANALYTICAL REPORT

Sample Details/Parameters	Result	Qualifier*	D.L.	Units	Extracted	Analyzed	Batch
L2587824-3 SW03_SW_20210504 Sampled By: SF on 11-MAY-21 @ 10:55 Matrix: SW							
Dissolved Metals							
Silicon (Si)-Dissolved	0.915		0.050	mg/L		20-MAY-21	R5463022
Silver (Ag)-Dissolved	<0.0000005	<W	0.00010	mg/L		20-MAY-21	R5463022
Sodium (Na)-Dissolved	7.43		0.10	mg/L		20-MAY-21	R5463022
Strontium (Sr)-Dissolved	0.119		0.0010	mg/L		20-MAY-21	R5463022
Sulfur (S)-Dissolved	13.0		0.50	mg/L		20-MAY-21	R5463022
Tellurium (Te)-Dissolved	<0.00001	<W	0.0010	mg/L		20-MAY-21	R5463022
Thallium (Tl)-Dissolved	<0.000002	<W	0.00030	mg/L		20-MAY-21	R5463022
Thorium (Th)-Dissolved	<0.00001	<W	0.00010	mg/L		20-MAY-21	R5463022
Tin (Sn)-Dissolved	0.000005	<DL	0.0010	mg/L		20-MAY-21	R5463022
Titanium (Ti)-Dissolved	0.00086	<DL	0.0020	mg/L		20-MAY-21	R5463022
Tungsten (W)-Dissolved	0.000006	<DL	0.010	mg/L		20-MAY-21	R5463022
Uranium (U)-Dissolved	0.00108	<DL	0.0050	mg/L		20-MAY-21	R5463022
Vanadium (V)-Dissolved	0.00052	<DL	0.0010	mg/L		20-MAY-21	R5463022
Zinc (Zn)-Dissolved	0.0060	<T	0.0030	mg/L		20-MAY-21	R5463022
Zirconium (Zr)-Dissolved	0.000282	<DL	0.0010	mg/L		20-MAY-21	R5463022
Aggregate Organics							
Biochemical Oxygen Demand	<2.0		2.0	mg/L		14-MAY-21	R5460131
Chemical Oxygen Demand	75		10	mg/L	18-MAY-21	19-MAY-21	R5460001
Oil and Grease, Total	5.0		1.0	mg/L	19-MAY-21	19-MAY-21	R5460265
L2587824-4 SW06_SW_20210504 Sampled By: SF on 11-MAY-21 @ 12:00 Matrix: SW							
Physical Tests							
Color, True	95.2		2.0	CU		15-MAY-21	R5458090
Conductivity (EC)	320		1.0	uS/cm		14-MAY-21	R5458110
Hardness (as CaCO3)	146		0.51	mg/L		25-MAY-21	
pH	7.96		0.10	pH		14-MAY-21	R5458110
Total Suspended Solids	3.0		3.0	mg/L		14-MAY-21	R5458080
Total Dissolved Solids	160		20	mg/L		14-MAY-21	R5458106
Turbidity	3.82		0.10	NTU		14-MAY-21	R5457803
Anions and Nutrients							
Acidity (as CaCO3)	1.0	<DL	2.0	mg/L		17-MAY-21	R5459057
Alkalinity, Total (as CaCO3)	122		2.0	mg/L		14-MAY-21	R5458110
Ammonia, Total (as N)	0.096	<T	0.0050	mg/L		19-MAY-21	R5460097
Chloride (Cl)	26.7		0.10	mg/L	14-MAY-21	17-MAY-21	R5459010
Fluoride (F)	0.047		0.020	mg/L	14-MAY-21	17-MAY-21	R5459010
Nitrate (as N)	<0.002	<W	0.020	mg/L		17-MAY-21	R5459010
Nitrite (as N)	<0.001	<W	0.010	mg/L		17-MAY-21	R5459010
Total Kjeldahl Nitrogen	0.992		0.050	mg/L	18-MAY-21	20-MAY-21	R5460833
Orthophosphate-Dissolved (as P)	<0.0030		0.0030	mg/L	14-MAY-21	17-MAY-21	R5459084
Sulfate (SO4)	8.30		0.30	mg/L		17-MAY-21	R5459010
Cyanides							

* Refer to Referenced Information for Qualifiers (if any) and Methodology.

ALS ENVIRONMENTAL ANALYTICAL REPORT

Sample Details/Parameters	Result	Qualifier*	D.L.	Units	Extracted	Analyzed	Batch
L2587824-4 SW06_SW_20210504 Sampled By: SF on 11-MAY-21 @ 12:00 Matrix: SW							
Cyanides							
Cyanide, Weak Acid Diss	0.0009	<DL	0.0020	mg/L		17-MAY-21	R5459134
Cyanide, Total	0.0008	<DL	0.0020	mg/L		17-MAY-21	R5459134
Cyanide, Free	0.0006	<DL	0.0020	mg/L		17-MAY-21	R5459134
Organic / Inorganic Carbon							
Dissolved Organic Carbon	31.2	DLM	2.5	mg/L	14-MAY-21	19-MAY-21	R5460446
Total Organic Carbon	31.3	DLM	2.5	mg/L		20-MAY-21	R5461782
Total Metals							
Aluminum (Al)-Total	0.132		0.0050	mg/L		21-MAY-21	R5466698
Antimony (Sb)-Total	0.000065	<DL	0.00060	mg/L		21-MAY-21	R5466698
Arsenic (As)-Total	0.00087	<DL	0.0010	mg/L		21-MAY-21	R5466698
Barium (Ba)-Total	0.0197		0.010	mg/L		21-MAY-21	R5466698
Beryllium (Be)-Total	0.0000030	<DL	0.0010	mg/L		21-MAY-21	R5466698
Bismuth (Bi)-Total	<0.00001	<W	0.0010	mg/L		21-MAY-21	R5466698
Boron (B)-Total	0.0140	<DL	0.050	mg/L		21-MAY-21	R5466698
Cadmium (Cd)-Total	0.000006	<DL	0.000017	mg/L		21-MAY-21	R5466698
Calcium (Ca)-Total	34.7		0.20	mg/L		21-MAY-21	R5466698
Cesium (Cs)-Total	0.0000180		0.000010	mg/L		21-MAY-21	R5466698
Chromium (Cr)-Total	0.00054	<DL	0.0010	mg/L		21-MAY-21	R5466698
Cobalt (Co)-Total	0.000220	<DL	0.00050	mg/L		21-MAY-21	R5466698
Copper (Cu)-Total	0.00098	<DL	0.0010	mg/L		21-MAY-21	R5466698
Iron (Fe)-Total	0.366		0.020	mg/L		21-MAY-21	R5466698
Lead (Pb)-Total	0.00008	<T	0.000050	mg/L		21-MAY-21	R5466698
Lithium (Li)-Total	0.0054	<DL	0.050	mg/L		21-MAY-21	R5466698
Magnesium (Mg)-Total	14.4		0.020	mg/L		21-MAY-21	R5466698
Manganese (Mn)-Total	0.0530		0.0010	mg/L		21-MAY-21	R5466698
Mercury (Hg)-Total	<0.000005	<W	0.000030	mg/L		18-MAY-21	R5459224
Molybdenum (Mo)-Total	0.000440	<DL	0.0010	mg/L		21-MAY-21	R5466698
Nickel (Ni)-Total	0.00152	<DL	0.0020	mg/L		21-MAY-21	R5466698
Phosphorus (P)-Total	0.025	<DL	0.050	mg/L		21-MAY-21	R5466698
Potassium (K)-Total	1.55		0.50	mg/L		21-MAY-21	R5466698
Rubidium (Rb)-Total	0.00152		0.00020	mg/L		21-MAY-21	R5466698
Selenium (Se)-Total	0.000175	<T	0.000050	mg/L		21-MAY-21	R5466698
Silicon (Si)-Total	1.37		0.10	mg/L		21-MAY-21	R5466698
Silver (Ag)-Total	0.000001	<DL	0.00010	mg/L		21-MAY-21	R5466698
Sodium (Na)-Total	13.2		0.10	mg/L		21-MAY-21	R5466698
Strontium (Sr)-Total	0.0901		0.0010	mg/L		21-MAY-21	R5466698
Sulfur (S)-Total	3.4		0.50	mg/L		21-MAY-21	R5466698
Tellurium (Te)-Total	<0.00002	<W	0.0010	mg/L		21-MAY-21	R5466698
Thallium (Tl)-Total	<0.000005	<W	0.00030	mg/L		21-MAY-21	R5466698
Thorium (Th)-Total	0.00003	<DL	0.00010	mg/L		21-MAY-21	R5466698
Tin (Sn)-Total	0.00004	<DL	0.0010	mg/L		21-MAY-21	R5466698

* Refer to Referenced Information for Qualifiers (if any) and Methodology.

ALS ENVIRONMENTAL ANALYTICAL REPORT

Sample Details/Parameters	Result	Qualifier*	D.L.	Units	Extracted	Analyzed	Batch
L2587824-4 SW06_SW_20210504 Sampled By: SF on 11-MAY-21 @ 12:00 Matrix: SW							
Total Metals							
Titanium (Ti)-Total	0.00428		0.0020	mg/L		21-MAY-21	R5466698
Tungsten (W)-Total	<0.00001	<W	0.010	mg/L		21-MAY-21	R5466698
Uranium (U)-Total	0.000561	<DL	0.0050	mg/L		21-MAY-21	R5466698
Vanadium (V)-Total	0.00080	<DL	0.0010	mg/L		21-MAY-21	R5466698
Zinc (Zn)-Total	0.0015	<DL	0.0030	mg/L		21-MAY-21	R5466698
Zirconium (Zr)-Total	0.000350	<DL	0.0010	mg/L		21-MAY-21	R5466698
Dissolved Metals							
Dissolved Metals Filtration Location	FIELD					19-MAY-21	R5461357
Aluminum (Al)-Dissolved	0.0108	<T	0.0050	mg/L		20-MAY-21	R5463022
Antimony (Sb)-Dissolved	0.000050	<DL	0.00060	mg/L		20-MAY-21	R5463022
Arsenic (As)-Dissolved	0.000744	<DL	0.0010	mg/L		20-MAY-21	R5463022
Barium (Ba)-Dissolved	0.0185		0.010	mg/L		20-MAY-21	R5463022
Beryllium (Be)-Dissolved	<0.000002	<W	0.0010	mg/L		20-MAY-21	R5463022
Bismuth (Bi)-Dissolved	<0.000002	<W	0.0010	mg/L		20-MAY-21	R5463022
Boron (B)-Dissolved	0.0135	<DL	0.050	mg/L		20-MAY-21	R5463022
Cadmium (Cd)-Dissolved	0.0000010	<DL	0.000017	mg/L		20-MAY-21	R5463022
Calcium (Ca)-Dissolved	34.0		0.20	mg/L		20-MAY-21	R5463022
Cesium (Cs)-Dissolved	<0.0000005	<W	0.000010	mg/L		20-MAY-21	R5463022
Chromium (Cr)-Dissolved	0.00017	<DL	0.0010	mg/L		20-MAY-21	R5463022
Cobalt (Co)-Dissolved	0.000138	<DL	0.00050	mg/L		20-MAY-21	R5463022
Copper (Cu)-Dissolved	0.00074	<DL	0.0010	mg/L		20-MAY-21	R5463022
Iron (Fe)-Dissolved	0.186		0.020	mg/L		20-MAY-21	R5463022
Lead (Pb)-Dissolved	<0.00001	<W	0.000050	mg/L		20-MAY-21	R5463022
Lithium (Li)-Dissolved	0.0050	<DL	0.050	mg/L		20-MAY-21	R5463022
Magnesium (Mg)-Dissolved	14.9		0.020	mg/L		20-MAY-21	R5463022
Manganese (Mn)-Dissolved	0.0444		0.0010	mg/L		20-MAY-21	R5463022
Mercury (Hg)-Dissolved	<0.000005	<W	0.000030	mg/L		18-MAY-21	R5459219
Molybdenum (Mo)-Dissolved	0.000442	<DL	0.0010	mg/L		20-MAY-21	R5463022
Nickel (Ni)-Dissolved	0.00130	<DL	0.0020	mg/L		20-MAY-21	R5463022
Phosphorus (P)-Dissolved	<0.005	<W	0.050	mg/L		20-MAY-21	R5463022
Potassium (K)-Dissolved	1.48		0.50	mg/L		20-MAY-21	R5463022
Rubidium (Rb)-Dissolved	0.00119		0.00020	mg/L		20-MAY-21	R5463022
Selenium (Se)-Dissolved	0.000190	<T	0.000050	mg/L		20-MAY-21	R5463022
Silicon (Si)-Dissolved	1.22		0.050	mg/L		20-MAY-21	R5463022
Silver (Ag)-Dissolved	<0.0000005	<W	0.00010	mg/L		20-MAY-21	R5463022
Sodium (Na)-Dissolved	13.2		0.10	mg/L		20-MAY-21	R5463022
Strontium (Sr)-Dissolved	0.0926		0.0010	mg/L		20-MAY-21	R5463022
Sulfur (S)-Dissolved	3.0		0.50	mg/L		20-MAY-21	R5463022
Tellurium (Te)-Dissolved	<0.00001	<W	0.0010	mg/L		20-MAY-21	R5463022
Thallium (Tl)-Dissolved	<0.000002	<W	0.00030	mg/L		20-MAY-21	R5463022
Thorium (Th)-Dissolved	<0.00001	<W	0.00010	mg/L		20-MAY-21	R5463022

* Refer to Referenced Information for Qualifiers (if any) and Methodology.

ALS ENVIRONMENTAL ANALYTICAL REPORT

Sample Details/Parameters	Result	Qualifier*	D.L.	Units	Extracted	Analyzed	Batch
L2587824-4 SW06_SW_20210504 Sampled By: SF on 11-MAY-21 @ 12:00 Matrix: SW							
Dissolved Metals							
Tin (Sn)-Dissolved	<0.000005	<W	0.0010	mg/L		20-MAY-21	R5463022
Titanium (Ti)-Dissolved	0.00092	<DL	0.0020	mg/L		20-MAY-21	R5463022
Tungsten (W)-Dissolved	<0.000002	<W	0.010	mg/L		20-MAY-21	R5463022
Uranium (U)-Dissolved	0.000534	<DL	0.0050	mg/L		20-MAY-21	R5463022
Vanadium (V)-Dissolved	0.00040	<DL	0.0010	mg/L		20-MAY-21	R5463022
Zinc (Zn)-Dissolved	0.0016	<DL	0.0030	mg/L		20-MAY-21	R5463022
Zirconium (Zr)-Dissolved	0.000346	<DL	0.0010	mg/L		20-MAY-21	R5463022
Aggregate Organics							
Biochemical Oxygen Demand	<2.0		2.0	mg/L		14-MAY-21	R5460131
Chemical Oxygen Demand	82		10	mg/L	18-MAY-21	19-MAY-21	R5460001
Oil and Grease, Total	2.8		1.0	mg/L	19-MAY-21	19-MAY-21	R5460265
Radiological Parameters							
Ra-226	<0.010	<DL	0.010	Bq/L		28-MAY-21	R5475614
L2587824-5 SW10_SW_20210504 Sampled By: SF on 11-MAY-21 @ 14:55 Matrix: SW							
Field Tests							
pH, Client Supplied	7.73		0.10	pH		15-MAY-21	R5458234
Temperature, Client Supplied	14.78		0	Degree C		15-MAY-21	R5458234
Physical Tests							
Color, True	118		2.0	CU		15-MAY-21	R5458090
Conductivity (EC)	289		1.0	uS/cm		14-MAY-21	R5458110
Hardness (as CaCO3)	144		0.51	mg/L		25-MAY-21	
pH	8.08		0.10	pH		14-MAY-21	R5458110
Total Suspended Solids	3.0		3.0	mg/L		14-MAY-21	R5458080
Total Dissolved Solids	138		20	mg/L		14-MAY-21	R5458106
Turbidity	3.18		0.10	NTU		14-MAY-21	R5457803
Anions and Nutrients							
Acidity (as CaCO3)	0.4	<DL	2.0	mg/L		17-MAY-21	R5459057
Alkalinity, Total (as CaCO3)	127		2.0	mg/L		14-MAY-21	R5458110
Ammonia, Total (as N)	0.018	<T	0.0070	mg/L		19-MAY-21	R5460097
Ammonia, Un-ionized (as N)	<0.001	<W	0.010	mg/L		20-MAY-21	
Chloride (Cl)	16.3		0.10	mg/L	14-MAY-21	17-MAY-21	R5459010
Fluoride (F)	0.070		0.020	mg/L	14-MAY-21	17-MAY-21	R5459010
Nitrate (as N)	<0.002	<W	0.020	mg/L		17-MAY-21	R5459010
Nitrite (as N)	<0.001	<W	0.010	mg/L		17-MAY-21	R5459010
Total Kjeldahl Nitrogen	1.11		0.050	mg/L	18-MAY-21	20-MAY-21	R5460833
Orthophosphate-Dissolved (as P)	0.0076		0.0030	mg/L	14-MAY-21	17-MAY-21	R5459084
Sulfate (SO4)	6.75		0.30	mg/L		17-MAY-21	R5459010
Cyanides							
Cyanide, Weak Acid Diss	0.0011	<DL	0.0020	mg/L		17-MAY-21	R5459134
Cyanide, Total	0.0010	<DL	0.0020	mg/L		17-MAY-21	R5459134

* Refer to Referenced Information for Qualifiers (if any) and Methodology.

ALS ENVIRONMENTAL ANALYTICAL REPORT

Sample Details/Parameters	Result	Qualifier*	D.L.	Units	Extracted	Analyzed	Batch
L2587824-5 SW10_SW_20210504 Sampled By: SF on 11-MAY-21 @ 14:55 Matrix: SW							
Cyanides							
Cyanide, Free	0.0010	<DL	0.0020	mg/L		17-MAY-21	R5459134
Organic / Inorganic Carbon							
Dissolved Organic Carbon	34.0	DLM	2.5	mg/L	14-MAY-21	19-MAY-21	R5460446
Total Organic Carbon	33.7	DLM	2.5	mg/L		20-MAY-21	R5461782
Total Metals							
Aluminum (Al)-Total	0.111		0.0050	mg/L		21-MAY-21	R5466698
Antimony (Sb)-Total	0.000065	<DL	0.00060	mg/L		21-MAY-21	R5466698
Arsenic (As)-Total	0.00104	<T	0.0010	mg/L		21-MAY-21	R5466698
Barium (Ba)-Total	0.0204		0.010	mg/L		21-MAY-21	R5466698
Beryllium (Be)-Total	0.0000071	<DL	0.0010	mg/L		21-MAY-21	R5466698
Bismuth (Bi)-Total	<0.00001	<W	0.0010	mg/L		21-MAY-21	R5466698
Boron (B)-Total	0.0150	<DL	0.050	mg/L		21-MAY-21	R5466698
Cadmium (Cd)-Total	0.000005	<DL	0.000017	mg/L		21-MAY-21	R5466698
Calcium (Ca)-Total	34.4		0.20	mg/L		21-MAY-21	R5466698
Cesium (Cs)-Total	0.0000120		0.000010	mg/L		21-MAY-21	R5466698
Chromium (Cr)-Total	0.00044	<DL	0.0010	mg/L		21-MAY-21	R5466698
Cobalt (Co)-Total	0.000245	<DL	0.00050	mg/L		21-MAY-21	R5466698
Copper (Cu)-Total	0.00112	<T	0.0010	mg/L		21-MAY-21	R5466698
Iron (Fe)-Total	0.400		0.020	mg/L		21-MAY-21	R5466698
Lead (Pb)-Total	0.00010	<T	0.000050	mg/L		21-MAY-21	R5466698
Lithium (Li)-Total	0.0056	<DL	0.050	mg/L		21-MAY-21	R5466698
Magnesium (Mg)-Total	14.0		0.020	mg/L		21-MAY-21	R5466698
Manganese (Mn)-Total	0.0646		0.0010	mg/L		21-MAY-21	R5466698
Mercury (Hg)-Total	<0.000005	<W	0.000030	mg/L		18-MAY-21	R5459224
Molybdenum (Mo)-Total	0.000585	<DL	0.0010	mg/L		21-MAY-21	R5466698
Nickel (Ni)-Total	0.00160	<DL	0.0020	mg/L		21-MAY-21	R5466698
Phosphorus (P)-Total	0.040	<DL	0.050	mg/L		21-MAY-21	R5466698
Potassium (K)-Total	1.69		0.50	mg/L		21-MAY-21	R5466698
Rubidium (Rb)-Total	0.00148		0.00020	mg/L		21-MAY-21	R5466698
Selenium (Se)-Total	0.000180	<T	0.000050	mg/L		21-MAY-21	R5466698
Silicon (Si)-Total	0.994		0.10	mg/L		21-MAY-21	R5466698
Silver (Ag)-Total	0.000001	<DL	0.00010	mg/L		21-MAY-21	R5466698
Sodium (Na)-Total	8.42		0.10	mg/L		21-MAY-21	R5466698
Strontium (Sr)-Total	0.0905		0.0010	mg/L		21-MAY-21	R5466698
Sulfur (S)-Total	2.8		0.50	mg/L		21-MAY-21	R5466698
Tellurium (Te)-Total	<0.00002	<W	0.0010	mg/L		21-MAY-21	R5466698
Thallium (Tl)-Total	<0.000005	<W	0.00030	mg/L		21-MAY-21	R5466698
Thorium (Th)-Total	0.00003	<DL	0.00010	mg/L		21-MAY-21	R5466698
Tin (Sn)-Total	0.00004	<DL	0.0010	mg/L		21-MAY-21	R5466698
Titanium (Ti)-Total	0.00390		0.0020	mg/L		21-MAY-21	R5466698
Tungsten (W)-Total	<0.00001	<W	0.010	mg/L		21-MAY-21	R5466698

* Refer to Referenced Information for Qualifiers (if any) and Methodology.

ALS ENVIRONMENTAL ANALYTICAL REPORT

Sample Details/Parameters	Result	Qualifier*	D.L.	Units	Extracted	Analyzed	Batch
L2587824-5 SW10_SW_20210504 Sampled By: SF on 11-MAY-21 @ 14:55 Matrix: SW							
Total Metals							
Uranium (U)-Total	0.000741	<DL	0.0050	mg/L		21-MAY-21	R5466698
Vanadium (V)-Total	0.00095	<DL	0.0010	mg/L		21-MAY-21	R5466698
Zinc (Zn)-Total	0.0020	<DL	0.0030	mg/L		21-MAY-21	R5466698
Zirconium (Zr)-Total	0.000356	<DL	0.0010	mg/L		21-MAY-21	R5466698
Dissolved Metals							
Dissolved Metals Filtration Location	FIELD					19-MAY-21	R5461357
Aluminum (Al)-Dissolved	0.0172	<T	0.0050	mg/L		20-MAY-21	R5463022
Antimony (Sb)-Dissolved	0.000050	<DL	0.00060	mg/L		20-MAY-21	R5463022
Arsenic (As)-Dissolved	0.000979	<DL	0.0010	mg/L		20-MAY-21	R5463022
Barium (Ba)-Dissolved	0.0192		0.010	mg/L		20-MAY-21	R5463022
Beryllium (Be)-Dissolved	<0.000002	<W	0.0010	mg/L		20-MAY-21	R5463022
Bismuth (Bi)-Dissolved	<0.000002	<W	0.0010	mg/L		20-MAY-21	R5463022
Boron (B)-Dissolved	0.0150	<DL	0.050	mg/L		20-MAY-21	R5463022
Cadmium (Cd)-Dissolved	0.0000020	<DL	0.000017	mg/L		20-MAY-21	R5463022
Calcium (Ca)-Dissolved	33.5		0.20	mg/L		20-MAY-21	R5463022
Cesium (Cs)-Dissolved	<0.0000005	<W	0.000010	mg/L		20-MAY-21	R5463022
Chromium (Cr)-Dissolved	0.00018	<DL	0.0010	mg/L		20-MAY-21	R5463022
Cobalt (Co)-Dissolved	0.000176	<DL	0.00050	mg/L		20-MAY-21	R5463022
Copper (Cu)-Dissolved	0.00088	<DL	0.0010	mg/L		20-MAY-21	R5463022
Iron (Fe)-Dissolved	0.249		0.020	mg/L		20-MAY-21	R5463022
Lead (Pb)-Dissolved	0.00002	<DL	0.000050	mg/L		20-MAY-21	R5463022
Lithium (Li)-Dissolved	0.0056	<DL	0.050	mg/L		20-MAY-21	R5463022
Magnesium (Mg)-Dissolved	14.7		0.020	mg/L		20-MAY-21	R5463022
Manganese (Mn)-Dissolved	0.0559		0.0010	mg/L		20-MAY-21	R5463022
Mercury (Hg)-Dissolved	<0.000005	<W	0.000030	mg/L		18-MAY-21	R5459219
Molybdenum (Mo)-Dissolved	0.000524	<DL	0.0010	mg/L		20-MAY-21	R5463022
Nickel (Ni)-Dissolved	0.00140	<DL	0.0020	mg/L		20-MAY-21	R5463022
Phosphorus (P)-Dissolved	0.015	<DL	0.050	mg/L		20-MAY-21	R5463022
Potassium (K)-Dissolved	1.65		0.50	mg/L		20-MAY-21	R5463022
Rubidium (Rb)-Dissolved	0.00113		0.00020	mg/L		20-MAY-21	R5463022
Selenium (Se)-Dissolved	0.000175	<T	0.000050	mg/L		20-MAY-21	R5463022
Silicon (Si)-Dissolved	0.835		0.050	mg/L		20-MAY-21	R5463022
Silver (Ag)-Dissolved	<0.0000005	<W	0.00010	mg/L		20-MAY-21	R5463022
Sodium (Na)-Dissolved	8.37		0.10	mg/L		20-MAY-21	R5463022
Strontium (Sr)-Dissolved	0.0927		0.0010	mg/L		20-MAY-21	R5463022
Sulfur (S)-Dissolved	2.4		0.50	mg/L		20-MAY-21	R5463022
Tellurium (Te)-Dissolved	<0.00001	<W	0.0010	mg/L		20-MAY-21	R5463022
Thallium (Tl)-Dissolved	<0.000002	<W	0.00030	mg/L		20-MAY-21	R5463022
Thorium (Th)-Dissolved	<0.00001	<W	0.00010	mg/L		20-MAY-21	R5463022
Tin (Sn)-Dissolved	<0.000005	<W	0.0010	mg/L		20-MAY-21	R5463022
Titanium (Ti)-Dissolved	0.00110	<DL	0.0020	mg/L		20-MAY-21	R5463022

* Refer to Referenced Information for Qualifiers (if any) and Methodology.

ALS ENVIRONMENTAL ANALYTICAL REPORT

Sample Details/Parameters	Result	Qualifier*	D.L.	Units	Extracted	Analyzed	Batch
L2587824-5 SW10_SW_20210504 Sampled By: SF on 11-MAY-21 @ 14:55 Matrix: SW							
Dissolved Metals							
Tungsten (W)-Dissolved	<0.000002	<W	0.010	mg/L		20-MAY-21	R5463022
Uranium (U)-Dissolved	0.000696	<DL	0.0050	mg/L		20-MAY-21	R5463022
Vanadium (V)-Dissolved	0.00060	<DL	0.0010	mg/L		20-MAY-21	R5463022
Zinc (Zn)-Dissolved	0.0004	<DL	0.0030	mg/L		20-MAY-21	R5463022
Zirconium (Zr)-Dissolved	0.000380	<DL	0.0010	mg/L		20-MAY-21	R5463022
Aggregate Organics							
Biochemical Oxygen Demand	<2.0		2.0	mg/L		14-MAY-21	R5460131
Chemical Oxygen Demand	87		10	mg/L	18-MAY-21	19-MAY-21	R5460001
Oil and Grease, Total	1.0		1.0	mg/L	19-MAY-21	19-MAY-21	R5460265
L2587824-6 SW15_SW_20210504 Sampled By: SF on 11-MAY-21 @ 09:00 Matrix: SW							
Field Tests							
pH, Client Supplied	8.1		0.10	pH		15-MAY-21	R5458234
Temperature, Client Supplied	10.31		0	Degree C		15-MAY-21	R5458234
Physical Tests							
Color, True	200		2.0	CU		15-MAY-21	R5458090
Conductivity (EC)	183		1.0	uS/cm		14-MAY-21	R5458110
Hardness (as CaCO3)	102		0.51	mg/L		25-MAY-21	
pH	7.95		0.10	pH		14-MAY-21	R5458110
Total Suspended Solids	12.0		3.0	mg/L		14-MAY-21	R5458080
Total Dissolved Solids	130		13	mg/L		14-MAY-21	R5458106
Turbidity	20.0		0.10	NTU		14-MAY-21	R5457803
Anions and Nutrients							
Acidity (as CaCO3)	1.2	<DL	2.0	mg/L		17-MAY-21	R5459057
Alkalinity, Total (as CaCO3)	83.4		2.0	mg/L		14-MAY-21	R5458110
Ammonia, Total (as N)	0.072	<T	0.0050	mg/L		19-MAY-21	R5460097
Ammonia, Un-ionized (as N)	0.002	<DL	0.010	mg/L		20-MAY-21	
Chloride (Cl)	2.98		0.10	mg/L	14-MAY-21	17-MAY-21	R5459010
Fluoride (F)	0.036		0.020	mg/L	14-MAY-21	17-MAY-21	R5459010
Nitrate (as N)	0.010	<DL	0.020	mg/L		17-MAY-21	R5459010
Nitrite (as N)	<0.001	<W	0.010	mg/L		17-MAY-21	R5459010
Total Kjeldahl Nitrogen	1.25		0.050	mg/L	18-MAY-21	20-MAY-21	R5460833
Orthophosphate-Dissolved (as P)	<0.0030		0.0030	mg/L	14-MAY-21	17-MAY-21	R5459084
Sulfate (SO4)	9.85		0.30	mg/L		17-MAY-21	R5459010
Cyanides							
Cyanide, Weak Acid Diss	0.0011	<DL	0.0020	mg/L		17-MAY-21	R5459134
Cyanide, Total	0.0010	<DL	0.0020	mg/L		17-MAY-21	R5459134
Cyanide, Free	0.0006	<DL	0.0020	mg/L		17-MAY-21	R5459134
Organic / Inorganic Carbon							
Dissolved Organic Carbon	44.2	DLM	2.5	mg/L	14-MAY-21	24-MAY-21	R5466123
Total Organic Carbon	40.9	DLM	2.5	mg/L		20-MAY-21	R5461782

* Refer to Referenced Information for Qualifiers (if any) and Methodology.

ALS ENVIRONMENTAL ANALYTICAL REPORT

Sample Details/Parameters	Result	Qualifier*	D.L.	Units	Extracted	Analyzed	Batch
L2587824-6 SW15_SW_20210504 Sampled By: SF on 11-MAY-21 @ 09:00 Matrix: SW							
Total Metals							
Aluminum (Al)-Total	0.534		0.0050	mg/L		21-MAY-21	R5466698
Antimony (Sb)-Total	0.000085	<DL	0.00060	mg/L		21-MAY-21	R5466698
Arsenic (As)-Total	0.00116	<T	0.0010	mg/L		21-MAY-21	R5466698
Barium (Ba)-Total	0.0198		0.010	mg/L		21-MAY-21	R5466698
Beryllium (Be)-Total	0.0000243	<DL	0.0010	mg/L		21-MAY-21	R5466698
Bismuth (Bi)-Total	<0.00001	<W	0.0010	mg/L		21-MAY-21	R5466698
Boron (B)-Total	0.0095	<DL	0.050	mg/L		21-MAY-21	R5466698
Cadmium (Cd)-Total	0.000021	<T	0.000017	mg/L		21-MAY-21	R5466698
Calcium (Ca)-Total	23.5		0.20	mg/L		21-MAY-21	R5466698
Cesium (Cs)-Total	0.0000780		0.000010	mg/L		21-MAY-21	R5466698
Chromium (Cr)-Total	0.00120		0.0010	mg/L		21-MAY-21	R5466698
Cobalt (Co)-Total	0.000535	<T	0.00050	mg/L		21-MAY-21	R5466698
Copper (Cu)-Total	0.00186	<T	0.0010	mg/L		21-MAY-21	R5466698
Iron (Fe)-Total	0.958		0.020	mg/L		21-MAY-21	R5466698
Lead (Pb)-Total	0.00043	<T	0.000050	mg/L		21-MAY-21	R5466698
Lithium (Li)-Total	0.0048	<DL	0.050	mg/L		21-MAY-21	R5466698
Magnesium (Mg)-Total	10.8		0.020	mg/L		21-MAY-21	R5466698
Manganese (Mn)-Total	0.0712		0.0010	mg/L		21-MAY-21	R5466698
Mercury (Hg)-Total	0.000005	<DL	0.000030	mg/L		18-MAY-21	R5459224
Molybdenum (Mo)-Total	0.000325	<DL	0.0010	mg/L		21-MAY-21	R5466698
Nickel (Ni)-Total	0.00210	<T	0.0020	mg/L		21-MAY-21	R5466698
Phosphorus (P)-Total	0.035	<DL	0.050	mg/L		21-MAY-21	R5466698
Potassium (K)-Total	1.48		0.50	mg/L		21-MAY-21	R5466698
Rubidium (Rb)-Total	0.00244		0.00020	mg/L		21-MAY-21	R5466698
Selenium (Se)-Total	0.000220	<T	0.000050	mg/L		21-MAY-21	R5466698
Silicon (Si)-Total	2.26		0.10	mg/L		21-MAY-21	R5466698
Silver (Ag)-Total	0.000003	<DL	0.00010	mg/L		21-MAY-21	R5466698
Sodium (Na)-Total	3.15		0.10	mg/L		21-MAY-21	R5466698
Strontium (Sr)-Total	0.0518		0.0010	mg/L		21-MAY-21	R5466698
Sulfur (S)-Total	3.4		0.50	mg/L		21-MAY-21	R5466698
Tellurium (Te)-Total	<0.00002	<W	0.0010	mg/L		21-MAY-21	R5466698
Thallium (Tl)-Total	0.000010	<DL	0.00030	mg/L		21-MAY-21	R5466698
Thorium (Th)-Total	0.00006	<DL	0.00010	mg/L		21-MAY-21	R5466698
Tin (Sn)-Total	0.00003	<DL	0.0010	mg/L		21-MAY-21	R5466698
Titanium (Ti)-Total	0.0157		0.0020	mg/L		21-MAY-21	R5466698
Tungsten (W)-Total	<0.00001	<W	0.010	mg/L		21-MAY-21	R5466698
Uranium (U)-Total	0.000715	<DL	0.0050	mg/L		21-MAY-21	R5466698
Vanadium (V)-Total	0.00205	<T	0.0010	mg/L		21-MAY-21	R5466698
Zinc (Zn)-Total	0.0035	<T	0.0030	mg/L		21-MAY-21	R5466698
Zirconium (Zr)-Total	0.000604	<DL	0.0010	mg/L		21-MAY-21	R5466698
Dissolved Metals							

* Refer to Referenced Information for Qualifiers (if any) and Methodology.

ALS ENVIRONMENTAL ANALYTICAL REPORT

Sample Details/Parameters	Result	Qualifier*	D.L.	Units	Extracted	Analyzed	Batch
L2587824-6 SW15_SW_20210504 Sampled By: SF on 11-MAY-21 @ 09:00 Matrix: SW							
Dissolved Metals							
Dissolved Metals Filtration Location	FIELD					19-MAY-21	R5461357
Aluminum (Al)-Dissolved	0.0594		0.0050	mg/L		20-MAY-21	R5463022
Antimony (Sb)-Dissolved	0.000065	<DL	0.00060	mg/L		20-MAY-21	R5463022
Arsenic (As)-Dissolved	0.00100	<T	0.0010	mg/L		20-MAY-21	R5463022
Barium (Ba)-Dissolved	0.0158		0.010	mg/L		20-MAY-21	R5463022
Beryllium (Be)-Dissolved	0.000004	<DL	0.0010	mg/L		20-MAY-21	R5463022
Bismuth (Bi)-Dissolved	<0.000002	<W	0.0010	mg/L		20-MAY-21	R5463022
Boron (B)-Dissolved	0.0085	<DL	0.050	mg/L		20-MAY-21	R5463022
Cadmium (Cd)-Dissolved	0.0000095	<DL	0.000017	mg/L		20-MAY-21	R5463022
Calcium (Ca)-Dissolved	23.1		0.20	mg/L		20-MAY-21	R5463022
Cesium (Cs)-Dissolved	<0.0000005	<W	0.000010	mg/L		20-MAY-21	R5463022
Chromium (Cr)-Dissolved	0.00020	<DL	0.0010	mg/L		20-MAY-21	R5463022
Cobalt (Co)-Dissolved	0.000204	<DL	0.00050	mg/L		20-MAY-21	R5463022
Copper (Cu)-Dissolved	0.00122	<T	0.0010	mg/L		20-MAY-21	R5463022
Iron (Fe)-Dissolved	0.293		0.020	mg/L		20-MAY-21	R5463022
Lead (Pb)-Dissolved	0.00009	<T	0.000050	mg/L		20-MAY-21	R5463022
Lithium (Li)-Dissolved	0.0042	<DL	0.050	mg/L		20-MAY-21	R5463022
Magnesium (Mg)-Dissolved	10.7		0.020	mg/L		20-MAY-21	R5463022
Manganese (Mn)-Dissolved	0.0541		0.0010	mg/L		20-MAY-21	R5463022
Mercury (Hg)-Dissolved	0.000005	<DL	0.000030	mg/L		18-MAY-21	R5459219
Molybdenum (Mo)-Dissolved	0.000362	<DL	0.0010	mg/L		20-MAY-21	R5463022
Nickel (Ni)-Dissolved	0.00118	<DL	0.0020	mg/L		20-MAY-21	R5463022
Phosphorus (P)-Dissolved	0.010	<DL	0.050	mg/L		20-MAY-21	R5463022
Potassium (K)-Dissolved	1.28		0.50	mg/L		20-MAY-21	R5463022
Rubidium (Rb)-Dissolved	0.00112		0.00020	mg/L		20-MAY-21	R5463022
Selenium (Se)-Dissolved	0.000110	<T	0.000050	mg/L		20-MAY-21	R5463022
Silicon (Si)-Dissolved	1.48		0.050	mg/L		20-MAY-21	R5463022
Silver (Ag)-Dissolved	<0.0000005	<W	0.00010	mg/L		20-MAY-21	R5463022
Sodium (Na)-Dissolved	3.02		0.10	mg/L		20-MAY-21	R5463022
Strontium (Sr)-Dissolved	0.0515		0.0010	mg/L		20-MAY-21	R5463022
Sulfur (S)-Dissolved	3.2		0.50	mg/L		20-MAY-21	R5463022
Tellurium (Te)-Dissolved	<0.00001	<W	0.0010	mg/L		20-MAY-21	R5463022
Thallium (Tl)-Dissolved	<0.000002	<W	0.00030	mg/L		20-MAY-21	R5463022
Thorium (Th)-Dissolved	0.00004	<DL	0.00010	mg/L		20-MAY-21	R5463022
Tin (Sn)-Dissolved	<0.000005	<W	0.0010	mg/L		20-MAY-21	R5463022
Titanium (Ti)-Dissolved	0.00318		0.0020	mg/L		20-MAY-21	R5463022
Tungsten (W)-Dissolved	<0.000002	<W	0.010	mg/L		20-MAY-21	R5463022
Uranium (U)-Dissolved	0.000667	<DL	0.0050	mg/L		20-MAY-21	R5463022
Vanadium (V)-Dissolved	0.00080	<DL	0.0010	mg/L		20-MAY-21	R5463022
Zinc (Zn)-Dissolved	0.0008	<DL	0.0030	mg/L		20-MAY-21	R5463022
Zirconium (Zr)-Dissolved	0.000482	<DL	0.0010	mg/L		20-MAY-21	R5463022

* Refer to Referenced Information for Qualifiers (if any) and Methodology.

ALS ENVIRONMENTAL ANALYTICAL REPORT

Sample Details/Parameters	Result	Qualifier*	D.L.	Units	Extracted	Analyzed	Batch
L2587824-6 SW15_SW_20210504 Sampled By: SF on 11-MAY-21 @ 09:00 Matrix: SW							
Dissolved Metals							
Aggregate Organics							
Biochemical Oxygen Demand	2.1		2.0	mg/L		14-MAY-21	R5460131
Chemical Oxygen Demand	99		10	mg/L	18-MAY-21	19-MAY-21	R5460001
Oil and Grease, Total	0.8	<DL	1.0	mg/L	19-MAY-21	19-MAY-21	R5460265
L2587824-7 SW16_SW_20210504 Sampled By: SF on 11-MAY-21 @ 07:15 Matrix: SW							
Field Tests							
pH, Client Supplied	7.52		0.10	pH		15-MAY-21	R5458234
Temperature, Client Supplied	9.25		0	Degree C		15-MAY-21	R5458234
Physical Tests							
Color, True	39.0		2.0	CU		15-MAY-21	R5458090
Conductivity (EC)	73.4		1.0	uS/cm		14-MAY-21	R5458110
Hardness (as CaCO3)	31.6		0.51	mg/L		25-MAY-21	
pH	7.59		0.10	pH		14-MAY-21	R5458110
Total Suspended Solids	2.0	<DL	3.0	mg/L		14-MAY-21	R5458080
Total Dissolved Solids	44		13	mg/L		14-MAY-21	R5458106
Turbidity	2.61		0.10	NTU		15-MAY-21	R5458129
Anions and Nutrients							
Acidity (as CaCO3)	0.4	<DL	2.0	mg/L		17-MAY-21	R5459057
Alkalinity, Total (as CaCO3)	29.6		2.0	mg/L		14-MAY-21	R5458110
Ammonia, Total (as N)	<0.002	<W	0.0070	mg/L		19-MAY-21	R5460097
Ammonia, Un-ionized (as N)	<0.001	<W	0.010	mg/L		20-MAY-21	
Chloride (Cl)	2.58		0.10	mg/L	14-MAY-21	17-MAY-21	R5459010
Fluoride (F)	0.028		0.020	mg/L	14-MAY-21	17-MAY-21	R5459010
Nitrate (as N)	0.018	<DL	0.020	mg/L		17-MAY-21	R5459010
Nitrite (as N)	<0.001	<W	0.010	mg/L		17-MAY-21	R5459010
Total Kjeldahl Nitrogen	0.898		0.050	mg/L	18-MAY-21	20-MAY-21	R5460833
Orthophosphate-Dissolved (as P)	<0.0030		0.0030	mg/L	14-MAY-21	17-MAY-21	R5459084
Sulfate (SO4)	4.05	<T	0.30	mg/L		17-MAY-21	R5459010
Cyanides							
Cyanide, Weak Acid Diss	0.0004	<DL	0.0020	mg/L		17-MAY-21	R5459134
Cyanide, Total	0.0004	<DL	0.0020	mg/L		17-MAY-21	R5459134
Cyanide, Free	<0.0001	<W	0.0020	mg/L		17-MAY-21	R5459134
Organic / Inorganic Carbon							
Dissolved Organic Carbon	12.5		0.50	mg/L	14-MAY-21	24-MAY-21	R5466123
Total Organic Carbon	13.3		0.50	mg/L		20-MAY-21	R5461782
Total Metals							
Aluminum (Al)-Total	0.0874		0.0050	mg/L		21-MAY-21	R5466698
Antimony (Sb)-Total	0.000050	<DL	0.00060	mg/L		21-MAY-21	R5466698
Arsenic (As)-Total	0.00041	<DL	0.0010	mg/L		21-MAY-21	R5466698
Barium (Ba)-Total	0.00946	<DL	0.010	mg/L		21-MAY-21	R5466698

* Refer to Referenced Information for Qualifiers (if any) and Methodology.

ALS ENVIRONMENTAL ANALYTICAL REPORT

Sample Details/Parameters	Result	Qualifier*	D.L.	Units	Extracted	Analyzed	Batch
L2587824-7 SW16_SW_20210504 Sampled By: SF on 11-MAY-21 @ 07:15 Matrix: SW							
Total Metals							
Beryllium (Be)-Total	<0.0000001	<W	0.0010	mg/L		21-MAY-21	R5466698
Bismuth (Bi)-Total	<0.00001	<W	0.0010	mg/L		21-MAY-21	R5466698
Boron (B)-Total	0.0050	<DL	0.050	mg/L		21-MAY-21	R5466698
Cadmium (Cd)-Total	0.000006	<DL	0.000017	mg/L		21-MAY-21	R5466698
Calcium (Ca)-Total	8.14		0.20	mg/L		21-MAY-21	R5466698
Cesium (Cs)-Total	0.0000120		0.000010	mg/L		21-MAY-21	R5466698
Chromium (Cr)-Total	0.00040	<DL	0.0010	mg/L		21-MAY-21	R5466698
Cobalt (Co)-Total	0.000065	<DL	0.00050	mg/L		21-MAY-21	R5466698
Copper (Cu)-Total	0.00092	<DL	0.0010	mg/L		21-MAY-21	R5466698
Iron (Fe)-Total	0.182		0.020	mg/L		21-MAY-21	R5466698
Lead (Pb)-Total	0.00007	<T	0.000050	mg/L		21-MAY-21	R5466698
Lithium (Li)-Total	0.0010	<DL	0.050	mg/L		21-MAY-21	R5466698
Magnesium (Mg)-Total	2.73		0.020	mg/L		21-MAY-21	R5466698
Manganese (Mn)-Total	0.0098		0.0010	mg/L		21-MAY-21	R5466698
Mercury (Hg)-Total	<0.000005	<W	0.000030	mg/L		18-MAY-21	R5459224
Molybdenum (Mo)-Total	0.000145	<DL	0.0010	mg/L		21-MAY-21	R5466698
Nickel (Ni)-Total	0.00068	<DL	0.0020	mg/L		21-MAY-21	R5466698
Phosphorus (P)-Total	0.015	<DL	0.050	mg/L		21-MAY-21	R5466698
Potassium (K)-Total	0.81		0.50	mg/L		21-MAY-21	R5466698
Rubidium (Rb)-Total	0.00169		0.00020	mg/L		21-MAY-21	R5466698
Selenium (Se)-Total	0.000095	<T	0.000050	mg/L		21-MAY-21	R5466698
Silicon (Si)-Total	2.00		0.10	mg/L		21-MAY-21	R5466698
Silver (Ag)-Total	<0.000001	<W	0.00010	mg/L		21-MAY-21	R5466698
Sodium (Na)-Total	3.28		0.10	mg/L		21-MAY-21	R5466698
Strontium (Sr)-Total	0.0239		0.0010	mg/L		21-MAY-21	R5466698
Sulfur (S)-Total	1.4		0.50	mg/L		21-MAY-21	R5466698
Tellurium (Te)-Total	<0.00002	<W	0.0010	mg/L		21-MAY-21	R5466698
Thallium (Tl)-Total	<0.000005	<W	0.00030	mg/L		21-MAY-21	R5466698
Thorium (Th)-Total	0.00003	<DL	0.00010	mg/L		21-MAY-21	R5466698
Tin (Sn)-Total	0.00003	<DL	0.0010	mg/L		21-MAY-21	R5466698
Titanium (Ti)-Total	0.00248		0.0020	mg/L		21-MAY-21	R5466698
Tungsten (W)-Total	<0.00001	<W	0.010	mg/L		21-MAY-21	R5466698
Uranium (U)-Total	0.000107	<DL	0.0050	mg/L		21-MAY-21	R5466698
Vanadium (V)-Total	0.00045	<DL	0.0010	mg/L		21-MAY-21	R5466698
Zinc (Zn)-Total	0.0005	<DL	0.0030	mg/L		21-MAY-21	R5466698
Zirconium (Zr)-Total	0.000152	<DL	0.0010	mg/L		21-MAY-21	R5466698
Dissolved Metals							
Dissolved Metals Filtration Location	FIELD					19-MAY-21	R5461357
Aluminum (Al)-Dissolved	0.0262	<T	0.0050	mg/L		20-MAY-21	R5463022
Antimony (Sb)-Dissolved	0.000025	<DL	0.00060	mg/L		20-MAY-21	R5463022
Arsenic (As)-Dissolved	0.000356	<DL	0.0010	mg/L		20-MAY-21	R5463022

* Refer to Referenced Information for Qualifiers (if any) and Methodology.

ALS ENVIRONMENTAL ANALYTICAL REPORT

Sample Details/Parameters	Result	Qualifier*	D.L.	Units	Extracted	Analyzed	Batch
L2587824-7 SW16_SW_20210504 Sampled By: SF on 11-MAY-21 @ 07:15 Matrix: SW							
Dissolved Metals							
Barium (Ba)-Dissolved	0.00841	<DL	0.010	mg/L		20-MAY-21	R5463022
Beryllium (Be)-Dissolved	<0.000002	<W	0.0010	mg/L		20-MAY-21	R5463022
Bismuth (Bi)-Dissolved	<0.000002	<W	0.0010	mg/L		20-MAY-21	R5463022
Boron (B)-Dissolved	0.0045	<DL	0.050	mg/L		20-MAY-21	R5463022
Cadmium (Cd)-Dissolved	<0.0000005	<W	0.000017	mg/L		20-MAY-21	R5463022
Calcium (Ca)-Dissolved	7.91		0.20	mg/L		20-MAY-21	R5463022
Cesium (Cs)-Dissolved	<0.0000005	<W	0.000010	mg/L		20-MAY-21	R5463022
Chromium (Cr)-Dissolved	0.00018	<DL	0.0010	mg/L		20-MAY-21	R5463022
Cobalt (Co)-Dissolved	0.000020	<DL	0.00050	mg/L		20-MAY-21	R5463022
Copper (Cu)-Dissolved	0.00076	<DL	0.0010	mg/L		20-MAY-21	R5463022
Iron (Fe)-Dissolved	0.0830		0.020	mg/L		20-MAY-21	R5463022
Lead (Pb)-Dissolved	<0.00001	<W	0.000050	mg/L		20-MAY-21	R5463022
Lithium (Li)-Dissolved	0.0010	<DL	0.050	mg/L		20-MAY-21	R5463022
Magnesium (Mg)-Dissolved	2.87		0.020	mg/L		20-MAY-21	R5463022
Manganese (Mn)-Dissolved	0.00364		0.0010	mg/L		20-MAY-21	R5463022
Mercury (Hg)-Dissolved	<0.000005	<W	0.000030	mg/L		18-MAY-21	R5459219
Molybdenum (Mo)-Dissolved	0.000132	<DL	0.0010	mg/L		20-MAY-21	R5463022
Nickel (Ni)-Dissolved	0.00052	<DL	0.0020	mg/L		20-MAY-21	R5463022
Phosphorus (P)-Dissolved	<0.005	<W	0.050	mg/L		20-MAY-21	R5463022
Potassium (K)-Dissolved	0.76		0.50	mg/L		20-MAY-21	R5463022
Rubidium (Rb)-Dissolved	0.00152		0.00020	mg/L		20-MAY-21	R5463022
Selenium (Se)-Dissolved	0.000105	<T	0.000050	mg/L		20-MAY-21	R5463022
Silicon (Si)-Dissolved	1.98		0.050	mg/L		20-MAY-21	R5463022
Silver (Ag)-Dissolved	<0.0000005	<W	0.00010	mg/L		20-MAY-21	R5463022
Sodium (Na)-Dissolved	3.39		0.10	mg/L		20-MAY-21	R5463022
Strontium (Sr)-Dissolved	0.0238		0.0010	mg/L		20-MAY-21	R5463022
Sulfur (S)-Dissolved	0.8		0.50	mg/L		20-MAY-21	R5463022
Tellurium (Te)-Dissolved	<0.00001	<W	0.0010	mg/L		20-MAY-21	R5463022
Thallium (Tl)-Dissolved	<0.000002	<W	0.00030	mg/L		20-MAY-21	R5463022
Thorium (Th)-Dissolved	<0.00001	<W	0.00010	mg/L		20-MAY-21	R5463022
Tin (Sn)-Dissolved	<0.000005	<W	0.0010	mg/L		20-MAY-21	R5463022
Titanium (Ti)-Dissolved	0.00088	<DL	0.0020	mg/L		20-MAY-21	R5463022
Tungsten (W)-Dissolved	<0.000002	<W	0.010	mg/L		20-MAY-21	R5463022
Uranium (U)-Dissolved	0.0000940	<DL	0.0050	mg/L		20-MAY-21	R5463022
Vanadium (V)-Dissolved	0.00024	<DL	0.0010	mg/L		20-MAY-21	R5463022
Zinc (Zn)-Dissolved	<0.0002	<W	0.0030	mg/L		20-MAY-21	R5463022
Zirconium (Zr)-Dissolved	0.000146	<DL	0.0010	mg/L		20-MAY-21	R5463022
Aggregate Organics							
Biochemical Oxygen Demand	<2.0		2.0	mg/L		14-MAY-21	R5460131
Chemical Oxygen Demand	37		10	mg/L	18-MAY-21	19-MAY-21	R5460001
Oil and Grease, Total	1.2		1.0	mg/L	19-MAY-21	19-MAY-21	R5460265

* Refer to Referenced Information for Qualifiers (if any) and Methodology.

ALS ENVIRONMENTAL ANALYTICAL REPORT

Sample Details/Parameters	Result	Qualifier*	D.L.	Units	Extracted	Analyzed	Batch
L2587824-8 SW17_SW_20210504 Sampled By: SF on 11-MAY-21 @ 08:30 Matrix: SW							
Field Tests							
pH, Client Supplied	8.02		0.10	pH		15-MAY-21	R5458234
Temperature, Client Supplied	10.46		0	Degree C		15-MAY-21	R5458234
Physical Tests							
Color, True	58.6		2.0	CU		15-MAY-21	R5458090
Conductivity (EC)	88.0		1.0	uS/cm		14-MAY-21	R5458110
Hardness (as CaCO3)	41.1		0.51	mg/L		25-MAY-21	
pH	7.70		0.10	pH		14-MAY-21	R5458110
Total Suspended Solids	2.5	<DL	3.0	mg/L		14-MAY-21	R5458080
Total Dissolved Solids	60		13	mg/L		14-MAY-21	R5458106
Turbidity	3.42		0.10	NTU		14-MAY-21	R5457803
Anions and Nutrients							
Acidity (as CaCO3)	0.6	<DL	2.0	mg/L		17-MAY-21	R5459057
Alkalinity, Total (as CaCO3)	37.6		2.0	mg/L		14-MAY-21	R5458110
Ammonia, Total (as N)	0.004	<DL	0.0070	mg/L		19-MAY-21	R5460097
Ammonia, Un-ionized (as N)	<0.001	<W	0.010	mg/L		20-MAY-21	
Chloride (Cl)	2.25		0.10	mg/L	14-MAY-21	17-MAY-21	R5459010
Fluoride (F)	0.043		0.020	mg/L	14-MAY-21	17-MAY-21	R5459010
Nitrate (as N)	0.008	<DL	0.020	mg/L		17-MAY-21	R5459010
Nitrite (as N)	<0.001	<W	0.010	mg/L		17-MAY-21	R5459010
Total Kjeldahl Nitrogen	0.591		0.050	mg/L	18-MAY-21	20-MAY-21	R5460833
Orthophosphate-Dissolved (as P)	<0.0030		0.0030	mg/L	14-MAY-21	17-MAY-21	R5459084
Sulfate (SO4)	3.85	<T	0.30	mg/L		17-MAY-21	R5459010
Cyanides							
Cyanide, Weak Acid Diss	0.0008	<DL	0.0020	mg/L		17-MAY-21	R5459134
Cyanide, Total	0.0006	<DL	0.0020	mg/L		17-MAY-21	R5459134
Cyanide, Free	0.0003	<DL	0.0020	mg/L		17-MAY-21	R5459134
Organic / Inorganic Carbon							
Dissolved Organic Carbon	15.8		0.50	mg/L	14-MAY-21	24-MAY-21	R5466123
Total Organic Carbon	17.0		0.50	mg/L		20-MAY-21	R5461782
Total Metals							
Aluminum (Al)-Total	0.134		0.0050	mg/L		21-MAY-21	R5466698
Antimony (Sb)-Total	0.000050	<DL	0.00060	mg/L		21-MAY-21	R5466698
Arsenic (As)-Total	0.00052	<DL	0.0010	mg/L		21-MAY-21	R5466698
Barium (Ba)-Total	0.0120		0.010	mg/L		21-MAY-21	R5466698
Beryllium (Be)-Total	<0.0000001	<W	0.0010	mg/L		21-MAY-21	R5466698
Bismuth (Bi)-Total	<0.00001	<W	0.0010	mg/L		21-MAY-21	R5466698
Boron (B)-Total	0.0050	<DL	0.050	mg/L		21-MAY-21	R5466698
Cadmium (Cd)-Total	0.000007	<DL	0.000017	mg/L		21-MAY-21	R5466698
Calcium (Ca)-Total	10.6		0.20	mg/L		21-MAY-21	R5466698
Cesium (Cs)-Total	0.0000180		0.000010	mg/L		21-MAY-21	R5466698
Chromium (Cr)-Total	0.00048	<DL	0.0010	mg/L		21-MAY-21	R5466698
Cobalt (Co)-Total	0.000115	<DL	0.00050	mg/L		21-MAY-21	R5466698

* Refer to Referenced Information for Qualifiers (if any) and Methodology.

ALS ENVIRONMENTAL ANALYTICAL REPORT

Sample Details/Parameters	Result	Qualifier*	D.L.	Units	Extracted	Analyzed	Batch
L2587824-8 SW17_SW_20210504 Sampled By: SF on 11-MAY-21 @ 08:30 Matrix: SW							
Total Metals							
Copper (Cu)-Total	0.00104	<T	0.0010	mg/L		21-MAY-21	R5466698
Iron (Fe)-Total	0.283		0.020	mg/L		21-MAY-21	R5466698
Lead (Pb)-Total	0.00011	<T	0.000050	mg/L		21-MAY-21	R5466698
Lithium (Li)-Total	0.0014	<DL	0.050	mg/L		21-MAY-21	R5466698
Magnesium (Mg)-Total	3.59		0.020	mg/L		21-MAY-21	R5466698
Manganese (Mn)-Total	0.0206		0.0010	mg/L		21-MAY-21	R5466698
Mercury (Hg)-Total	<0.000005	<W	0.000030	mg/L		18-MAY-21	R5459224
Molybdenum (Mo)-Total	0.000215	<DL	0.0010	mg/L		21-MAY-21	R5466698
Nickel (Ni)-Total	0.00078	<DL	0.0020	mg/L		21-MAY-21	R5466698
Phosphorus (P)-Total	0.010	<DL	0.050	mg/L		21-MAY-21	R5466698
Potassium (K)-Total	0.88		0.50	mg/L		21-MAY-21	R5466698
Rubidium (Rb)-Total	0.00178		0.00020	mg/L		21-MAY-21	R5466698
Selenium (Se)-Total	0.000120	<T	0.000050	mg/L		21-MAY-21	R5466698
Silicon (Si)-Total	2.04		0.10	mg/L		21-MAY-21	R5466698
Silver (Ag)-Total	0.000002	<DL	0.00010	mg/L		21-MAY-21	R5466698
Sodium (Na)-Total	3.14		0.10	mg/L		21-MAY-21	R5466698
Strontium (Sr)-Total	0.0276		0.0010	mg/L		21-MAY-21	R5466698
Sulfur (S)-Total	1.4		0.50	mg/L		21-MAY-21	R5466698
Tellurium (Te)-Total	<0.00002	<W	0.0010	mg/L		21-MAY-21	R5466698
Thallium (Tl)-Total	<0.000005	<W	0.00030	mg/L		21-MAY-21	R5466698
Thorium (Th)-Total	0.00003	<DL	0.00010	mg/L		21-MAY-21	R5466698
Tin (Sn)-Total	0.00003	<DL	0.0010	mg/L		21-MAY-21	R5466698
Titanium (Ti)-Total	0.00414		0.0020	mg/L		21-MAY-21	R5466698
Tungsten (W)-Total	<0.00001	<W	0.010	mg/L		21-MAY-21	R5466698
Uranium (U)-Total	0.000139	<DL	0.0050	mg/L		21-MAY-21	R5466698
Vanadium (V)-Total	0.00065	<DL	0.0010	mg/L		21-MAY-21	R5466698
Zinc (Zn)-Total	0.0010	<DL	0.0030	mg/L		21-MAY-21	R5466698
Zirconium (Zr)-Total	0.000190	<DL	0.0010	mg/L		21-MAY-21	R5466698
Dissolved Metals							
Dissolved Metals Filtration Location	FIELD					19-MAY-21	R5461357
Aluminum (Al)-Dissolved	0.0290	<T	0.0050	mg/L		20-MAY-21	R5463022
Antimony (Sb)-Dissolved	0.000030	<DL	0.00060	mg/L		20-MAY-21	R5463022
Arsenic (As)-Dissolved	0.000464	<DL	0.0010	mg/L		20-MAY-21	R5463022
Barium (Ba)-Dissolved	0.0105		0.010	mg/L		20-MAY-21	R5463022
Beryllium (Be)-Dissolved	<0.000002	<W	0.0010	mg/L		20-MAY-21	R5463022
Bismuth (Bi)-Dissolved	<0.000002	<W	0.0010	mg/L		20-MAY-21	R5463022
Boron (B)-Dissolved	0.0050	<DL	0.050	mg/L		20-MAY-21	R5463022
Cadmium (Cd)-Dissolved	0.0000020	<DL	0.000017	mg/L		20-MAY-21	R5463022
Calcium (Ca)-Dissolved	10.2		0.20	mg/L		20-MAY-21	R5463022
Cesium (Cs)-Dissolved	<0.0000005	<W	0.000010	mg/L		20-MAY-21	R5463022
Chromium (Cr)-Dissolved	0.00017	<DL	0.0010	mg/L		20-MAY-21	R5463022

* Refer to Referenced Information for Qualifiers (if any) and Methodology.

ALS ENVIRONMENTAL ANALYTICAL REPORT

Sample Details/Parameters	Result	Qualifier*	D.L.	Units	Extracted	Analyzed	Batch
L2587824-8 SW17_SW_20210504 Sampled By: SF on 11-MAY-21 @ 08:30 Matrix: SW							
Dissolved Metals							
Cobalt (Co)-Dissolved	0.000038	<DL	0.00050	mg/L		20-MAY-21	R5463022
Copper (Cu)-Dissolved	0.00080	<DL	0.0010	mg/L		20-MAY-21	R5463022
Iron (Fe)-Dissolved	0.114		0.020	mg/L		20-MAY-21	R5463022
Lead (Pb)-Dissolved	0.00002	<DL	0.000050	mg/L		20-MAY-21	R5463022
Lithium (Li)-Dissolved	0.0012	<DL	0.050	mg/L		20-MAY-21	R5463022
Magnesium (Mg)-Dissolved	3.78		0.020	mg/L		20-MAY-21	R5463022
Manganese (Mn)-Dissolved	0.00976		0.0010	mg/L		20-MAY-21	R5463022
Mercury (Hg)-Dissolved	<0.000005	<W	0.000030	mg/L		18-MAY-21	R5459219
Molybdenum (Mo)-Dissolved	0.000158	<DL	0.0010	mg/L		20-MAY-21	R5463022
Nickel (Ni)-Dissolved	0.00058	<DL	0.0020	mg/L		20-MAY-21	R5463022
Phosphorus (P)-Dissolved	<0.005	<W	0.050	mg/L		20-MAY-21	R5463022
Potassium (K)-Dissolved	0.83		0.50	mg/L		20-MAY-21	R5463022
Rubidium (Rb)-Dissolved	0.00162		0.00020	mg/L		20-MAY-21	R5463022
Selenium (Se)-Dissolved	0.000070	<T	0.000050	mg/L		20-MAY-21	R5463022
Silicon (Si)-Dissolved	2.03		0.050	mg/L		20-MAY-21	R5463022
Silver (Ag)-Dissolved	<0.0000005	<W	0.00010	mg/L		20-MAY-21	R5463022
Sodium (Na)-Dissolved	3.22		0.10	mg/L		20-MAY-21	R5463022
Strontium (Sr)-Dissolved	0.0280		0.0010	mg/L		20-MAY-21	R5463022
Sulfur (S)-Dissolved	1.0		0.50	mg/L		20-MAY-21	R5463022
Tellurium (Te)-Dissolved	<0.00001	<W	0.0010	mg/L		20-MAY-21	R5463022
Thallium (Tl)-Dissolved	<0.000002	<W	0.00030	mg/L		20-MAY-21	R5463022
Thorium (Th)-Dissolved	<0.00001	<W	0.00010	mg/L		20-MAY-21	R5463022
Tin (Sn)-Dissolved	<0.000005	<W	0.0010	mg/L		20-MAY-21	R5463022
Titanium (Ti)-Dissolved	0.00102	<DL	0.0020	mg/L		20-MAY-21	R5463022
Tungsten (W)-Dissolved	<0.000002	<W	0.010	mg/L		20-MAY-21	R5463022
Uranium (U)-Dissolved	0.000128	<DL	0.0050	mg/L		20-MAY-21	R5463022
Vanadium (V)-Dissolved	0.00030	<DL	0.0010	mg/L		20-MAY-21	R5463022
Zinc (Zn)-Dissolved	<0.0002	<W	0.0030	mg/L		20-MAY-21	R5463022
Zirconium (Zr)-Dissolved	0.000182	<DL	0.0010	mg/L		20-MAY-21	R5463022
Aggregate Organics							
Biochemical Oxygen Demand	<2.0		2.0	mg/L		14-MAY-21	R5460131
Chemical Oxygen Demand	49		10	mg/L	18-MAY-21	19-MAY-21	R5460001
Oil and Grease, Total	1.2		1.0	mg/L	19-MAY-21	19-MAY-21	R5460265
L2587824-9 SW20_SW_20210504 Sampled By: SF on 11-MAY-21 @ 14:05 Matrix: SW							
Field Tests							
pH, Client Supplied	7.57		0.10	pH		15-MAY-21	R5458234
Temperature, Client Supplied	11.28		0	Degree C		15-MAY-21	R5458234
Physical Tests							
Color, True	95.2		2.0	CU		15-MAY-21	R5458090
Conductivity (EC)	322		1.0	uS/cm		14-MAY-21	R5458110

* Refer to Referenced Information for Qualifiers (if any) and Methodology.

ALS ENVIRONMENTAL ANALYTICAL REPORT

Sample Details/Parameters	Result	Qualifier*	D.L.	Units	Extracted	Analyzed	Batch
L2587824-9 SW20_SW_20210504 Sampled By: SF on 11-MAY-21 @ 14:05 Matrix: SW							
Physical Tests							
Hardness (as CaCO3)	146		0.51	mg/L		25-MAY-21	
pH	8.00		0.10	pH		14-MAY-21	R5458110
Total Suspended Solids	3.5		3.0	mg/L		14-MAY-21	R5458080
Total Dissolved Solids	156		20	mg/L		14-MAY-21	R5458106
Turbidity	3.22		0.10	NTU		14-MAY-21	R5457803
Anions and Nutrients							
Acidity (as CaCO3)	1.0	<DL	2.0	mg/L		17-MAY-21	R5459057
Alkalinity, Total (as CaCO3)	122		2.0	mg/L		14-MAY-21	R5458110
Ammonia, Total (as N)	0.038	<T	0.0050	mg/L		19-MAY-21	R5460097
Ammonia, Un-ionized (as N)	<0.001	<W	0.010	mg/L		20-MAY-21	
Chloride (Cl)	28.0		0.10	mg/L	14-MAY-21	17-MAY-21	R5459010
Fluoride (F)	0.029		0.020	mg/L	14-MAY-21	17-MAY-21	R5459010
Nitrate (as N)	<0.002	<W	0.020	mg/L		17-MAY-21	R5459010
Nitrite (as N)	<0.001	<W	0.010	mg/L		17-MAY-21	R5459010
Total Kjeldahl Nitrogen	1.10		0.050	mg/L	18-MAY-21	20-MAY-21	R5460833
Orthophosphate-Dissolved (as P)	<0.0030		0.0030	mg/L	14-MAY-21	17-MAY-21	R5459084
Sulfate (SO4)	8.60		0.30	mg/L		17-MAY-21	R5459010
Cyanides							
Cyanide, Weak Acid Diss	0.0010	<DL	0.0020	mg/L		17-MAY-21	R5459134
Cyanide, Total	0.0010	<DL	0.0020	mg/L		17-MAY-21	R5459134
Cyanide, Free	0.0011	<DL	0.0020	mg/L		17-MAY-21	R5459134
Organic / Inorganic Carbon							
Dissolved Organic Carbon	29.8	DLM	2.5	mg/L	14-MAY-21	24-MAY-21	R5466123
Total Organic Carbon	34.1	DLM	2.5	mg/L		20-MAY-21	R5461782
Total Metals							
Aluminum (Al)-Total	0.140		0.0050	mg/L		21-MAY-21	R5466698
Antimony (Sb)-Total	0.000070	<DL	0.00060	mg/L		21-MAY-21	R5466698
Arsenic (As)-Total	0.00085	<DL	0.0010	mg/L		21-MAY-21	R5466698
Barium (Ba)-Total	0.0205		0.010	mg/L		21-MAY-21	R5466698
Beryllium (Be)-Total	0.0000050	<DL	0.0010	mg/L		21-MAY-21	R5466698
Bismuth (Bi)-Total	<0.00001	<W	0.0010	mg/L		21-MAY-21	R5466698
Boron (B)-Total	0.0140	<DL	0.050	mg/L		21-MAY-21	R5466698
Cadmium (Cd)-Total	0.000009	<DL	0.000017	mg/L		21-MAY-21	R5466698
Calcium (Ca)-Total	34.8		0.20	mg/L		21-MAY-21	R5466698
Cesium (Cs)-Total	0.0000180		0.000010	mg/L		21-MAY-21	R5466698
Chromium (Cr)-Total	0.00048	<DL	0.0010	mg/L		21-MAY-21	R5466698
Cobalt (Co)-Total	0.000205	<DL	0.00050	mg/L		21-MAY-21	R5466698
Copper (Cu)-Total	0.00100	<T	0.0010	mg/L		21-MAY-21	R5466698
Iron (Fe)-Total	0.372		0.020	mg/L		21-MAY-21	R5466698
Lead (Pb)-Total	0.00009	<T	0.000050	mg/L		21-MAY-21	R5466698
Lithium (Li)-Total	0.0054	<DL	0.050	mg/L		21-MAY-21	R5466698
Magnesium (Mg)-Total	14.6		0.020	mg/L		21-MAY-21	R5466698

* Refer to Referenced Information for Qualifiers (if any) and Methodology.

ALS ENVIRONMENTAL ANALYTICAL REPORT

Sample Details/Parameters	Result	Qualifier*	D.L.	Units	Extracted	Analyzed	Batch
L2587824-9 SW20_SW_20210504 Sampled By: SF on 11-MAY-21 @ 14:05 Matrix: SW							
Total Metals							
Manganese (Mn)-Total	0.0520		0.0010	mg/L		21-MAY-21	R5466698
Mercury (Hg)-Total	<0.000005	<W	0.000030	mg/L		18-MAY-21	R5459224
Molybdenum (Mo)-Total	0.000460	<DL	0.0010	mg/L		21-MAY-21	R5466698
Nickel (Ni)-Total	0.00156	<DL	0.0020	mg/L		21-MAY-21	R5466698
Phosphorus (P)-Total	0.025	<DL	0.050	mg/L		21-MAY-21	R5466698
Potassium (K)-Total	1.54		0.50	mg/L		21-MAY-21	R5466698
Rubidium (Rb)-Total	0.00144		0.00020	mg/L		21-MAY-21	R5466698
Selenium (Se)-Total	0.000205	<T	0.000050	mg/L		21-MAY-21	R5466698
Silicon (Si)-Total	1.39		0.10	mg/L		21-MAY-21	R5466698
Silver (Ag)-Total	0.000001	<DL	0.00010	mg/L		21-MAY-21	R5466698
Sodium (Na)-Total	13.3		0.10	mg/L		21-MAY-21	R5466698
Strontium (Sr)-Total	0.0931		0.0010	mg/L		21-MAY-21	R5466698
Sulfur (S)-Total	3.4		0.50	mg/L		21-MAY-21	R5466698
Tellurium (Te)-Total	<0.00002	<W	0.0010	mg/L		21-MAY-21	R5466698
Thallium (Tl)-Total	<0.000005	<W	0.00030	mg/L		21-MAY-21	R5466698
Thorium (Th)-Total	0.00003	<DL	0.00010	mg/L		21-MAY-21	R5466698
Tin (Sn)-Total	0.00003	<DL	0.0010	mg/L		21-MAY-21	R5466698
Titanium (Ti)-Total	0.00428	<DL	0.0044	mg/L		21-MAY-21	R5466698
Tungsten (W)-Total	<0.00001	<W	0.010	mg/L		21-MAY-21	R5466698
Uranium (U)-Total	0.000546	<DL	0.0050	mg/L		21-MAY-21	R5466698
Vanadium (V)-Total	0.00080	<DL	0.0010	mg/L		21-MAY-21	R5466698
Zinc (Zn)-Total	0.0015	<DL	0.0030	mg/L		21-MAY-21	R5466698
Zirconium (Zr)-Total	0.000980	<DL	0.0010	mg/L		21-MAY-21	R5466698
Dissolved Metals							
Dissolved Metals Filtration Location	FIELD					19-MAY-21	R5461357
Aluminum (Al)-Dissolved	0.0114	<T	0.0050	mg/L		20-MAY-21	R5463022
Antimony (Sb)-Dissolved	0.000050	<DL	0.00060	mg/L		20-MAY-21	R5463022
Arsenic (As)-Dissolved	0.000787	<DL	0.0010	mg/L		20-MAY-21	R5463022
Barium (Ba)-Dissolved	0.0190		0.010	mg/L		20-MAY-21	R5463022
Beryllium (Be)-Dissolved	<0.000002	<W	0.0010	mg/L		20-MAY-21	R5463022
Bismuth (Bi)-Dissolved	<0.000002	<W	0.0010	mg/L		20-MAY-21	R5463022
Boron (B)-Dissolved	0.0125	<DL	0.050	mg/L		20-MAY-21	R5463022
Cadmium (Cd)-Dissolved	<0.0000005	<W	0.000017	mg/L		20-MAY-21	R5463022
Calcium (Ca)-Dissolved	33.9		0.20	mg/L		20-MAY-21	R5463022
Cesium (Cs)-Dissolved	<0.0000005	<W	0.000010	mg/L		20-MAY-21	R5463022
Chromium (Cr)-Dissolved	0.00017	<DL	0.0010	mg/L		20-MAY-21	R5463022
Cobalt (Co)-Dissolved	0.000152	<DL	0.00050	mg/L		20-MAY-21	R5463022
Copper (Cu)-Dissolved	0.00072	<DL	0.0010	mg/L		20-MAY-21	R5463022
Iron (Fe)-Dissolved	0.183		0.020	mg/L		20-MAY-21	R5463022
Lead (Pb)-Dissolved	<0.00001	<W	0.000050	mg/L		20-MAY-21	R5463022
Lithium (Li)-Dissolved	0.0050	<DL	0.050	mg/L		20-MAY-21	R5463022

* Refer to Referenced Information for Qualifiers (if any) and Methodology.

ALS ENVIRONMENTAL ANALYTICAL REPORT

Sample Details/Parameters	Result	Qualifier*	D.L.	Units	Extracted	Analyzed	Batch
L2587824-9 SW20_SW_20210504 Sampled By: SF on 11-MAY-21 @ 14:05 Matrix: SW							
Dissolved Metals							
Magnesium (Mg)-Dissolved	14.8		0.020	mg/L		20-MAY-21	R5463022
Manganese (Mn)-Dissolved	0.0448		0.0010	mg/L		20-MAY-21	R5463022
Mercury (Hg)-Dissolved	0.000005	<DL	0.000030	mg/L		18-MAY-21	R5459219
Molybdenum (Mo)-Dissolved	0.000408	<DL	0.0010	mg/L		20-MAY-21	R5463022
Nickel (Ni)-Dissolved	0.00128	<DL	0.0020	mg/L		20-MAY-21	R5463022
Phosphorus (P)-Dissolved	0.005	<DL	0.050	mg/L		20-MAY-21	R5463022
Potassium (K)-Dissolved	1.48		0.50	mg/L		20-MAY-21	R5463022
Rubidium (Rb)-Dissolved	0.00115		0.00020	mg/L		20-MAY-21	R5463022
Selenium (Se)-Dissolved	0.000150	<T	0.000050	mg/L		20-MAY-21	R5463022
Silicon (Si)-Dissolved	1.18		0.050	mg/L		20-MAY-21	R5463022
Silver (Ag)-Dissolved	<0.0000005	<W	0.00010	mg/L		20-MAY-21	R5463022
Sodium (Na)-Dissolved	13.2		0.10	mg/L		20-MAY-21	R5463022
Strontium (Sr)-Dissolved	0.0926		0.0010	mg/L		20-MAY-21	R5463022
Sulfur (S)-Dissolved	3.2		0.50	mg/L		20-MAY-21	R5463022
Tellurium (Te)-Dissolved	<0.00001	<W	0.0010	mg/L		20-MAY-21	R5463022
Thallium (Tl)-Dissolved	<0.000002	<W	0.00030	mg/L		20-MAY-21	R5463022
Thorium (Th)-Dissolved	<0.00001	<W	0.00010	mg/L		20-MAY-21	R5463022
Tin (Sn)-Dissolved	<0.000005	<W	0.0010	mg/L		20-MAY-21	R5463022
Titanium (Ti)-Dissolved	0.00094	<DL	0.0020	mg/L		20-MAY-21	R5463022
Tungsten (W)-Dissolved	<0.000002	<W	0.010	mg/L		20-MAY-21	R5463022
Uranium (U)-Dissolved	0.000536	<DL	0.0050	mg/L		20-MAY-21	R5463022
Vanadium (V)-Dissolved	0.00042	<DL	0.0010	mg/L		20-MAY-21	R5463022
Zinc (Zn)-Dissolved	0.0014	<DL	0.0030	mg/L		20-MAY-21	R5463022
Zirconium (Zr)-Dissolved	0.000354	<DL	0.0010	mg/L		20-MAY-21	R5463022
Aggregate Organics							
Biochemical Oxygen Demand	<2.0		2.0	mg/L		14-MAY-21	R5460131
Chemical Oxygen Demand	78		10	mg/L	18-MAY-21	19-MAY-21	R5460001
Oil and Grease, Total	1.0		1.0	mg/L	19-MAY-21	19-MAY-21	R5460265
Radiological Parameters							
Ra-226	<0.010	<DL	0.010	Bq/L		28-MAY-21	R5475614
L2587824-10 SW21A_SW_20210504 Sampled By: SF on 12-MAY-21 @ 13:45 Matrix: SW							
Field Tests							
pH, Client Supplied	7.87		0.10	pH		15-MAY-21	R5458234
Temperature, Client Supplied	13.38		0	Degree C		15-MAY-21	R5458234
Physical Tests							
Color, True	51.2		2.0	CU		15-MAY-21	R5458090
Conductivity (EC)	439		1.0	uS/cm		14-MAY-21	R5458110
Hardness (as CaCO3)	216		0.51	mg/L		25-MAY-21	
pH	8.21		0.10	pH		14-MAY-21	R5458110
Total Suspended Solids	3.5		3.0	mg/L		14-MAY-21	R5458080

* Refer to Referenced Information for Qualifiers (if any) and Methodology.

ALS ENVIRONMENTAL ANALYTICAL REPORT

Sample Details/Parameters	Result	Qualifier*	D.L.	Units	Extracted	Analyzed	Batch
L2587824-10 SW21A_SW_20210504 Sampled By: SF on 12-MAY-21 @ 13:45 Matrix: SW							
Physical Tests							
Total Dissolved Solids	244		20	mg/L		14-MAY-21	R5458106
Turbidity	2.24		0.10	NTU		14-MAY-21	R5457803
Anions and Nutrients							
Acidity (as CaCO3)	<0.2	<W	2.0	mg/L		17-MAY-21	R5459057
Alkalinity, Total (as CaCO3)	157		2.0	mg/L		14-MAY-21	R5458110
Ammonia, Total (as N)	0.010	<T	0.0070	mg/L		19-MAY-21	R5460097
Ammonia, Un-ionized (as N)	<0.001	<W	0.010	mg/L		20-MAY-21	
Chloride (Cl)	9.44		0.10	mg/L	14-MAY-21	17-MAY-21	R5459010
Fluoride (F)	0.073		0.020	mg/L	14-MAY-21	17-MAY-21	R5459010
Nitrate (as N)	0.090	<T	0.020	mg/L		17-MAY-21	R5459010
Nitrite (as N)	0.003	<DL	0.010	mg/L		17-MAY-21	R5459010
Total Kjeldahl Nitrogen	0.950		0.050	mg/L	18-MAY-21	20-MAY-21	R5460833
Orthophosphate-Dissolved (as P)	<0.0030		0.0030	mg/L	14-MAY-21	17-MAY-21	R5459084
Sulfate (SO4)	61.7		0.30	mg/L		17-MAY-21	R5459010
Cyanides							
Cyanide, Weak Acid Diss	0.0007	<DL	0.0020	mg/L		17-MAY-21	R5459134
Cyanide, Total	0.0008	<DL	0.0020	mg/L		17-MAY-21	R5459134
Cyanide, Free	<0.0001	<W	0.0020	mg/L		17-MAY-21	R5459134
Organic / Inorganic Carbon							
Dissolved Organic Carbon	19.9		0.50	mg/L	14-MAY-21	24-MAY-21	R5466123
Total Organic Carbon	22.1		0.50	mg/L		20-MAY-21	R5461782
Total Metals							
Aluminum (Al)-Total	0.0730		0.0050	mg/L		21-MAY-21	R5466698
Antimony (Sb)-Total	0.000385	<DL	0.00060	mg/L		21-MAY-21	R5466698
Arsenic (As)-Total	0.00128	<T	0.0010	mg/L		21-MAY-21	R5466698
Barium (Ba)-Total	0.0304		0.010	mg/L		21-MAY-21	R5466698
Beryllium (Be)-Total	<0.0000001	<W	0.0010	mg/L		21-MAY-21	R5466698
Bismuth (Bi)-Total	<0.00001	<W	0.0010	mg/L		21-MAY-21	R5466698
Boron (B)-Total	0.0240	<DL	0.050	mg/L		21-MAY-21	R5466698
Cadmium (Cd)-Total	0.000004	<DL	0.000017	mg/L		21-MAY-21	R5466698
Calcium (Ca)-Total	50.9		0.20	mg/L		21-MAY-21	R5466698
Cesium (Cs)-Total	0.0000210		0.000010	mg/L		21-MAY-21	R5466698
Chromium (Cr)-Total	0.00032	<DL	0.0010	mg/L		21-MAY-21	R5466698
Cobalt (Co)-Total	0.000165	<DL	0.00050	mg/L		21-MAY-21	R5466698
Copper (Cu)-Total	0.00106	<T	0.0010	mg/L		21-MAY-21	R5466698
Iron (Fe)-Total	0.196		0.020	mg/L		21-MAY-21	R5466698
Lead (Pb)-Total	0.00003	<DL	0.000050	mg/L		21-MAY-21	R5466698
Lithium (Li)-Total	0.0104	<DL	0.050	mg/L		21-MAY-21	R5466698
Magnesium (Mg)-Total	21.9		0.020	mg/L		21-MAY-21	R5466698
Manganese (Mn)-Total	0.0384		0.0010	mg/L		21-MAY-21	R5466698
Mercury (Hg)-Total	<0.000005	<W	0.000030	mg/L		18-MAY-21	R5459224
Molybdenum (Mo)-Total	0.00195	<T	0.0010	mg/L		21-MAY-21	R5466698

* Refer to Referenced Information for Qualifiers (if any) and Methodology.

ALS ENVIRONMENTAL ANALYTICAL REPORT

Sample Details/Parameters	Result	Qualifier*	D.L.	Units	Extracted	Analyzed	Batch
L2587824-10 SW21A_SW_20210504 Sampled By: SF on 12-MAY-21 @ 13:45 Matrix: SW							
Total Metals							
Nickel (Ni)-Total	0.00126	<DL	0.0020	mg/L		21-MAY-21	R5466698
Phosphorus (P)-Total	0.020	<DL	0.050	mg/L		21-MAY-21	R5466698
Potassium (K)-Total	3.30		0.50	mg/L		21-MAY-21	R5466698
Rubidium (Rb)-Total	0.00195		0.00020	mg/L		21-MAY-21	R5466698
Selenium (Se)-Total	0.000285	<T	0.000050	mg/L		21-MAY-21	R5466698
Silicon (Si)-Total	0.672		0.10	mg/L		21-MAY-21	R5466698
Silver (Ag)-Total	0.000001	<DL	0.00010	mg/L		21-MAY-21	R5466698
Sodium (Na)-Total	10.1		0.10	mg/L		21-MAY-21	R5466698
Strontium (Sr)-Total	0.171		0.0010	mg/L		21-MAY-21	R5466698
Sulfur (S)-Total	23.2		0.50	mg/L		21-MAY-21	R5466698
Tellurium (Te)-Total	<0.00002	<W	0.0010	mg/L		21-MAY-21	R5466698
Thallium (Tl)-Total	<0.000005	<W	0.00030	mg/L		21-MAY-21	R5466698
Thorium (Th)-Total	0.00001	<DL	0.00010	mg/L		21-MAY-21	R5466698
Tin (Sn)-Total	0.00007	<DL	0.0010	mg/L		21-MAY-21	R5466698
Titanium (Ti)-Total	0.00259	<DL	0.0030	mg/L		21-MAY-21	R5466698
Tungsten (W)-Total	0.00002	<DL	0.010	mg/L		21-MAY-21	R5466698
Uranium (U)-Total	0.00149	<DL	0.0050	mg/L		21-MAY-21	R5466698
Vanadium (V)-Total	0.00075	<DL	0.0010	mg/L		21-MAY-21	R5466698
Zinc (Zn)-Total	0.0010	<DL	0.0030	mg/L		21-MAY-21	R5466698
Zirconium (Zr)-Total	0.000204	<DL	0.0010	mg/L		21-MAY-21	R5466698
Dissolved Metals							
Dissolved Metals Filtration Location	FIELD					19-MAY-21	R5461357
Aluminum (Al)-Dissolved	0.0058	<T	0.0050	mg/L		20-MAY-21	R5463022
Antimony (Sb)-Dissolved	0.000375	<DL	0.00060	mg/L		20-MAY-21	R5463022
Arsenic (As)-Dissolved	0.00120	<T	0.0010	mg/L		20-MAY-21	R5463022
Barium (Ba)-Dissolved	0.0294		0.010	mg/L		20-MAY-21	R5463022
Beryllium (Be)-Dissolved	<0.000002	<W	0.0010	mg/L		20-MAY-21	R5463022
Bismuth (Bi)-Dissolved	<0.000002	<W	0.0010	mg/L		20-MAY-21	R5463022
Boron (B)-Dissolved	0.0235	<DL	0.050	mg/L		20-MAY-21	R5463022
Cadmium (Cd)-Dissolved	0.0000010	<DL	0.000017	mg/L		20-MAY-21	R5463022
Calcium (Ca)-Dissolved	48.7		0.20	mg/L		20-MAY-21	R5463022
Cesium (Cs)-Dissolved	0.0000095	<DL	0.000010	mg/L		20-MAY-21	R5463022
Chromium (Cr)-Dissolved	0.00008	<DL	0.0010	mg/L		20-MAY-21	R5463022
Cobalt (Co)-Dissolved	0.000124	<DL	0.00050	mg/L		20-MAY-21	R5463022
Copper (Cu)-Dissolved	0.00094	<DL	0.0010	mg/L		20-MAY-21	R5463022
Iron (Fe)-Dissolved	0.0845		0.020	mg/L		20-MAY-21	R5463022
Lead (Pb)-Dissolved	<0.00001	<W	0.000050	mg/L		20-MAY-21	R5463022
Lithium (Li)-Dissolved	0.0106	<DL	0.050	mg/L		20-MAY-21	R5463022
Magnesium (Mg)-Dissolved	22.9		0.020	mg/L		20-MAY-21	R5463022
Manganese (Mn)-Dissolved	0.0286		0.0010	mg/L		20-MAY-21	R5463022
Mercury (Hg)-Dissolved	<0.000005	<W	0.000030	mg/L		18-MAY-21	R5459219

* Refer to Referenced Information for Qualifiers (if any) and Methodology.

ALS ENVIRONMENTAL ANALYTICAL REPORT

Sample Details/Parameters	Result	Qualifier*	D.L.	Units	Extracted	Analyzed	Batch
L2587824-10 SW21A_SW_20210504 Sampled By: SF on 12-MAY-21 @ 13:45 Matrix: SW							
Dissolved Metals							
Molybdenum (Mo)-Dissolved	0.00196	<T	0.0010	mg/L		20-MAY-21	R5463022
Nickel (Ni)-Dissolved	0.00112	<DL	0.0020	mg/L		20-MAY-21	R5463022
Phosphorus (P)-Dissolved	<0.005	<W	0.050	mg/L		20-MAY-21	R5463022
Potassium (K)-Dissolved	3.23		0.50	mg/L		20-MAY-21	R5463022
Rubidium (Rb)-Dissolved	0.00182		0.00020	mg/L		20-MAY-21	R5463022
Selenium (Se)-Dissolved	0.000240	<T	0.000050	mg/L		20-MAY-21	R5463022
Silicon (Si)-Dissolved	0.525		0.050	mg/L		20-MAY-21	R5463022
Silver (Ag)-Dissolved	<0.0000005	<W	0.00010	mg/L		20-MAY-21	R5463022
Sodium (Na)-Dissolved	10.1		0.10	mg/L		20-MAY-21	R5463022
Strontium (Sr)-Dissolved	0.180		0.0010	mg/L		20-MAY-21	R5463022
Sulfur (S)-Dissolved	25.2		0.50	mg/L		20-MAY-21	R5463022
Tellurium (Te)-Dissolved	<0.00001	<W	0.0010	mg/L		20-MAY-21	R5463022
Thallium (Tl)-Dissolved	<0.000002	<W	0.00030	mg/L		20-MAY-21	R5463022
Thorium (Th)-Dissolved	<0.00001	<W	0.00010	mg/L		20-MAY-21	R5463022
Tin (Sn)-Dissolved	<0.000005	<W	0.0010	mg/L		20-MAY-21	R5463022
Titanium (Ti)-Dissolved	0.00036	<DL	0.0020	mg/L		20-MAY-21	R5463022
Tungsten (W)-Dissolved	0.000012	<DL	0.010	mg/L		20-MAY-21	R5463022
Uranium (U)-Dissolved	0.00145	<DL	0.0050	mg/L		20-MAY-21	R5463022
Vanadium (V)-Dissolved	0.00050	<DL	0.0010	mg/L		20-MAY-21	R5463022
Zinc (Zn)-Dissolved	0.0004	<DL	0.0030	mg/L		20-MAY-21	R5463022
Zirconium (Zr)-Dissolved	0.000188	<DL	0.0010	mg/L		20-MAY-21	R5463022
Aggregate Organics							
Biochemical Oxygen Demand	<2.0		2.0	mg/L		14-MAY-21	R5460131
Chemical Oxygen Demand	61		10	mg/L	18-MAY-21	19-MAY-21	R5460001
Oil and Grease, Total	1.4		1.0	mg/L	19-MAY-21	19-MAY-21	R5460265
L2587824-11 SW22A_SW_20210504 Sampled By: SF on 12-MAY-21 @ 14:30 Matrix: SW							
Field Tests							
pH, Client Supplied	8.11		0.10	pH		15-MAY-21	R5458234
Temperature, Client Supplied	14.98		0	Degree C		15-MAY-21	R5458234
Physical Tests							
Color, True	57.4		2.0	CU		15-MAY-21	R5458090
Conductivity (EC)	414		1.0	uS/cm		14-MAY-21	R5458110
Hardness (as CaCO3)	206		0.51	mg/L		25-MAY-21	
pH	8.27		0.10	pH		14-MAY-21	R5458110
Total Suspended Solids	3.0		3.0	mg/L		14-MAY-21	R5458080
Total Dissolved Solids	202		20	mg/L		14-MAY-21	R5458106
Turbidity	1.82		0.10	NTU		14-MAY-21	R5457803
Anions and Nutrients							
Acidity (as CaCO3)	<0.2	<W	2.0	mg/L		17-MAY-21	R5459057
Alkalinity, Total (as CaCO3)	163		2.0	mg/L		14-MAY-21	R5458110

* Refer to Referenced Information for Qualifiers (if any) and Methodology.

ALS ENVIRONMENTAL ANALYTICAL REPORT

Sample Details/Parameters	Result	Qualifier*	D.L.	Units	Extracted	Analyzed	Batch
L2587824-11 SW22A_SW_20210504 Sampled By: SF on 12-MAY-21 @ 14:30 Matrix: SW							
Anions and Nutrients							
Ammonia, Total (as N)	0.010	<T	0.0070	mg/L		19-MAY-21	R5460097
Ammonia, Un-ionized (as N)	<0.001	<W	0.010	mg/L		20-MAY-21	
Chloride (Cl)	10.7		0.10	mg/L	14-MAY-21	17-MAY-21	R5459010
Fluoride (F)	0.060		0.020	mg/L	14-MAY-21	17-MAY-21	R5459010
Nitrate (as N)	<0.002	<W	0.020	mg/L		17-MAY-21	R5459010
Nitrite (as N)	<0.001	<W	0.010	mg/L		17-MAY-21	R5459010
Total Kjeldahl Nitrogen	0.927		0.050	mg/L	18-MAY-21	20-MAY-21	R5460833
Orthophosphate-Dissolved (as P)	<0.0030		0.0030	mg/L	14-MAY-21	17-MAY-21	R5459084
Sulfate (SO4)	45.6		0.30	mg/L		17-MAY-21	R5459010
Cyanides							
Cyanide, Weak Acid Diss	0.0011	<DL	0.0020	mg/L		17-MAY-21	R5459134
Cyanide, Total	0.0010	<DL	0.0020	mg/L		17-MAY-21	R5459134
Cyanide, Free	0.0007	<DL	0.0020	mg/L		17-MAY-21	R5459134
Organic / Inorganic Carbon							
Dissolved Organic Carbon	28.5	DLM	2.5	mg/L	14-MAY-21	24-MAY-21	R5466123
Total Organic Carbon	24.2		0.50	mg/L		20-MAY-21	R5461782
Total Metals							
Aluminum (Al)-Total	0.0792		0.0050	mg/L		21-MAY-21	R5466698
Antimony (Sb)-Total	0.000265	<DL	0.00060	mg/L		21-MAY-21	R5466698
Arsenic (As)-Total	0.00107	<T	0.0010	mg/L		21-MAY-21	R5466698
Barium (Ba)-Total	0.0258		0.010	mg/L		21-MAY-21	R5466698
Beryllium (Be)-Total	<0.0000001	<W	0.0010	mg/L		21-MAY-21	R5466698
Bismuth (Bi)-Total	<0.00001	<W	0.0010	mg/L		21-MAY-21	R5466698
Boron (B)-Total	0.0210	<DL	0.050	mg/L		21-MAY-21	R5466698
Cadmium (Cd)-Total	0.000007	<DL	0.000017	mg/L		21-MAY-21	R5466698
Calcium (Ca)-Total	48.6		0.20	mg/L		21-MAY-21	R5466698
Cesium (Cs)-Total	0.0000080	<DL	0.000010	mg/L		21-MAY-21	R5466698
Chromium (Cr)-Total	0.00034	<DL	0.0010	mg/L		21-MAY-21	R5466698
Cobalt (Co)-Total	0.000175	<DL	0.00050	mg/L		21-MAY-21	R5466698
Copper (Cu)-Total	0.00106	<T	0.0010	mg/L		21-MAY-21	R5466698
Iron (Fe)-Total	0.198		0.020	mg/L		21-MAY-21	R5466698
Lead (Pb)-Total	0.00004	<DL	0.000050	mg/L		21-MAY-21	R5466698
Lithium (Li)-Total	0.0088	<DL	0.050	mg/L		21-MAY-21	R5466698
Magnesium (Mg)-Total	19.9		0.020	mg/L		21-MAY-21	R5466698
Manganese (Mn)-Total	0.0566		0.0010	mg/L		21-MAY-21	R5466698
Mercury (Hg)-Total	<0.000005	<W	0.000030	mg/L		18-MAY-21	R5459224
Molybdenum (Mo)-Total	0.00148	<T	0.0010	mg/L		21-MAY-21	R5466698
Nickel (Ni)-Total	0.00136	<DL	0.0020	mg/L		21-MAY-21	R5466698
Phosphorus (P)-Total	0.015	<DL	0.050	mg/L		21-MAY-21	R5466698
Potassium (K)-Total	2.88		0.50	mg/L		21-MAY-21	R5466698
Rubidium (Rb)-Total	0.00182		0.00020	mg/L		21-MAY-21	R5466698
Selenium (Se)-Total	0.000270	<T	0.000050	mg/L		21-MAY-21	R5466698

* Refer to Referenced Information for Qualifiers (if any) and Methodology.

ALS ENVIRONMENTAL ANALYTICAL REPORT

Sample Details/Parameters	Result	Qualifier*	D.L.	Units	Extracted	Analyzed	Batch
L2587824-11 SW22A_SW_20210504 Sampled By: SF on 12-MAY-21 @ 14:30 Matrix: SW							
Total Metals							
Silicon (Si)-Total	0.762		0.10	mg/L		21-MAY-21	R5466698
Silver (Ag)-Total	0.000001	<DL	0.00010	mg/L		21-MAY-21	R5466698
Sodium (Na)-Total	9.34		0.10	mg/L		21-MAY-21	R5466698
Strontium (Sr)-Total	0.148		0.0010	mg/L		21-MAY-21	R5466698
Sulfur (S)-Total	18.0		0.50	mg/L		21-MAY-21	R5466698
Tellurium (Te)-Total	0.00002	<DL	0.0010	mg/L		21-MAY-21	R5466698
Thallium (Tl)-Total	<0.000005	<W	0.00030	mg/L		21-MAY-21	R5466698
Thorium (Th)-Total	0.00002	<DL	0.00010	mg/L		21-MAY-21	R5466698
Tin (Sn)-Total	0.00002	<DL	0.0010	mg/L		21-MAY-21	R5466698
Titanium (Ti)-Total	0.00273		0.0020	mg/L		21-MAY-21	R5466698
Tungsten (W)-Total	0.00001	<DL	0.010	mg/L		21-MAY-21	R5466698
Uranium (U)-Total	0.00136	<DL	0.0050	mg/L		21-MAY-21	R5466698
Vanadium (V)-Total	0.00070	<DL	0.0010	mg/L		21-MAY-21	R5466698
Zinc (Zn)-Total	0.0010	<DL	0.0030	mg/L		21-MAY-21	R5466698
Zirconium (Zr)-Total	0.000238	<DL	0.0010	mg/L		21-MAY-21	R5466698
Dissolved Metals							
Dissolved Metals Filtration Location	FIELD					19-MAY-21	R5461357
Aluminum (Al)-Dissolved	0.0058	<T	0.0050	mg/L		20-MAY-21	R5463022
Antimony (Sb)-Dissolved	0.000265	<DL	0.00060	mg/L		20-MAY-21	R5463022
Arsenic (As)-Dissolved	0.00101	<T	0.0010	mg/L		20-MAY-21	R5463022
Barium (Ba)-Dissolved	0.0246		0.010	mg/L		20-MAY-21	R5463022
Beryllium (Be)-Dissolved	<0.000002	<W	0.0010	mg/L		20-MAY-21	R5463022
Bismuth (Bi)-Dissolved	<0.000002	<W	0.0010	mg/L		20-MAY-21	R5463022
Boron (B)-Dissolved	0.0205	<DL	0.050	mg/L		20-MAY-21	R5463022
Cadmium (Cd)-Dissolved	0.0000010	<DL	0.000017	mg/L		20-MAY-21	R5463022
Calcium (Ca)-Dissolved	48.0		0.20	mg/L		20-MAY-21	R5463022
Cesium (Cs)-Dissolved	<0.0000005	<W	0.000010	mg/L		20-MAY-21	R5463022
Chromium (Cr)-Dissolved	0.00008	<DL	0.0010	mg/L		20-MAY-21	R5463022
Cobalt (Co)-Dissolved	0.000132	<DL	0.00050	mg/L		20-MAY-21	R5463022
Copper (Cu)-Dissolved	0.00088	<DL	0.0010	mg/L		20-MAY-21	R5463022
Iron (Fe)-Dissolved	0.0900		0.020	mg/L		20-MAY-21	R5463022
Lead (Pb)-Dissolved	<0.00001	<W	0.000050	mg/L		20-MAY-21	R5463022
Lithium (Li)-Dissolved	0.0090	<DL	0.050	mg/L		20-MAY-21	R5463022
Magnesium (Mg)-Dissolved	20.9		0.020	mg/L		20-MAY-21	R5463022
Manganese (Mn)-Dissolved	0.0476		0.0010	mg/L		20-MAY-21	R5463022
Mercury (Hg)-Dissolved	<0.000005	<W	0.000030	mg/L		18-MAY-21	R5459219
Molybdenum (Mo)-Dissolved	0.00147	<T	0.0010	mg/L		20-MAY-21	R5463022
Nickel (Ni)-Dissolved	0.00118	<DL	0.0020	mg/L		20-MAY-21	R5463022
Phosphorus (P)-Dissolved	0.010	<DL	0.050	mg/L		20-MAY-21	R5463022
Potassium (K)-Dissolved	2.81		0.50	mg/L		20-MAY-21	R5463022
Rubidium (Rb)-Dissolved	0.00162		0.00020	mg/L		20-MAY-21	R5463022

* Refer to Referenced Information for Qualifiers (if any) and Methodology.

ALS ENVIRONMENTAL ANALYTICAL REPORT

Sample Details/Parameters	Result	Qualifier*	D.L.	Units	Extracted	Analyzed	Batch
L2587824-11 SW22A_SW_20210504 Sampled By: SF on 12-MAY-21 @ 14:30 Matrix: SW							
Dissolved Metals							
Selenium (Se)-Dissolved	0.000205	<T	0.000050	mg/L		20-MAY-21	R5463022
Silicon (Si)-Dissolved	0.605		0.050	mg/L		20-MAY-21	R5463022
Silver (Ag)-Dissolved	<0.0000005	<W	0.00010	mg/L		20-MAY-21	R5463022
Sodium (Na)-Dissolved	9.27		0.10	mg/L		20-MAY-21	R5463022
Strontium (Sr)-Dissolved	0.152		0.0010	mg/L		20-MAY-21	R5463022
Sulfur (S)-Dissolved	18.4		0.50	mg/L		20-MAY-21	R5463022
Tellurium (Te)-Dissolved	<0.00001	<W	0.0010	mg/L		20-MAY-21	R5463022
Thallium (Tl)-Dissolved	<0.000002	<W	0.00030	mg/L		20-MAY-21	R5463022
Thorium (Th)-Dissolved	<0.00001	<W	0.00010	mg/L		20-MAY-21	R5463022
Tin (Sn)-Dissolved	0.000045	<DL	0.0010	mg/L		20-MAY-21	R5463022
Titanium (Ti)-Dissolved	0.00042	<DL	0.0020	mg/L		20-MAY-21	R5463022
Tungsten (W)-Dissolved	0.000006	<DL	0.010	mg/L		20-MAY-21	R5463022
Uranium (U)-Dissolved	0.00133	<DL	0.0050	mg/L		20-MAY-21	R5463022
Vanadium (V)-Dissolved	0.00044	<DL	0.0010	mg/L		20-MAY-21	R5463022
Zinc (Zn)-Dissolved	0.0020	<DL	0.0030	mg/L		20-MAY-21	R5463022
Zirconium (Zr)-Dissolved	0.000230	<DL	0.0010	mg/L		20-MAY-21	R5463022
Aggregate Organics							
Biochemical Oxygen Demand	<2.0		2.0	mg/L		14-MAY-21	R5460131
Chemical Oxygen Demand	64		10	mg/L	18-MAY-21	19-MAY-21	R5460001
Oil and Grease, Total	1.0		1.0	mg/L	19-MAY-21	19-MAY-21	R5460265
Radiological Parameters							
Ra-226	<0.010	<DL	0.010	Bq/L		28-MAY-21	R5475614
L2587824-12 SW23_SW_20210504 Sampled By: SF on 11-MAY-21 @ 09:45 Matrix: SW							
Field Tests							
pH, Client Supplied	7.81		0.10	pH		15-MAY-21	R5458234
Temperature, Client Supplied	9.32		0	Degree C		15-MAY-21	R5458234
Physical Tests							
Color, True	146		2.0	CU		15-MAY-21	R5458090
Conductivity (EC)	246		1.0	uS/cm		14-MAY-21	R5458110
Hardness (as CaCO3)	133		0.51	mg/L		25-MAY-21	
pH	8.02		0.10	pH		14-MAY-21	R5458110
Total Suspended Solids	11.0		3.0	mg/L		14-MAY-21	R5458080
Total Dissolved Solids	152		20	mg/L		14-MAY-21	R5458106
Turbidity	12.6		0.10	NTU		14-MAY-21	R5457803
Anions and Nutrients							
Acidity (as CaCO3)	1.2	<DL	2.0	mg/L		17-MAY-21	R5459057
Alkalinity, Total (as CaCO3)	107		2.0	mg/L		14-MAY-21	R5458110
Ammonia, Total (as N)	0.012	<T	0.0070	mg/L		19-MAY-21	R5460097
Ammonia, Un-ionized (as N)	<0.001	<W	0.010	mg/L		20-MAY-21	
Chloride (Cl)	5.03		0.10	mg/L	14-MAY-21	17-MAY-21	R5459010

* Refer to Referenced Information for Qualifiers (if any) and Methodology.

ALS ENVIRONMENTAL ANALYTICAL REPORT

Sample Details/Parameters	Result	Qualifier*	D.L.	Units	Extracted	Analyzed	Batch
L2587824-12 SW23_SW_20210504 Sampled By: SF on 11-MAY-21 @ 09:45 Matrix: SW							
Anions and Nutrients							
Fluoride (F)	0.050		0.020	mg/L	14-MAY-21	17-MAY-21	R5459010
Nitrate (as N)	<0.002	<W	0.020	mg/L		17-MAY-21	R5459010
Nitrite (as N)	<0.001	<W	0.010	mg/L		17-MAY-21	R5459010
Total Kjeldahl Nitrogen	1.10		0.050	mg/L	18-MAY-21	20-MAY-21	R5460833
Orthophosphate-Dissolved (as P)	0.0036		0.0030	mg/L	14-MAY-21	17-MAY-21	R5459084
Sulfate (SO4)	16.4		0.30	mg/L		17-MAY-21	R5459010
Cyanides							
Cyanide, Weak Acid Diss	0.0015	<DL	0.0020	mg/L		17-MAY-21	R5459134
Cyanide, Total	0.0012	<DL	0.0020	mg/L		17-MAY-21	R5459134
Cyanide, Free	0.0009	<DL	0.0020	mg/L		17-MAY-21	R5459134
Organic / Inorganic Carbon							
Dissolved Organic Carbon	34.0	DLM	2.5	mg/L	14-MAY-21	24-MAY-21	R5466123
Total Organic Carbon	42.6	DLM	2.5	mg/L		20-MAY-21	R5461782
Total Metals							
Aluminum (Al)-Total	0.455		0.0050	mg/L		21-MAY-21	R5466698
Antimony (Sb)-Total	0.000110	<DL	0.00060	mg/L		21-MAY-21	R5466698
Arsenic (As)-Total	0.00121	<T	0.0010	mg/L		21-MAY-21	R5466698
Barium (Ba)-Total	0.0209		0.010	mg/L		21-MAY-21	R5466698
Beryllium (Be)-Total	0.0000171	<DL	0.0010	mg/L		21-MAY-21	R5466698
Bismuth (Bi)-Total	<0.00001	<W	0.0010	mg/L		21-MAY-21	R5466698
Boron (B)-Total	0.0130	<DL	0.050	mg/L		21-MAY-21	R5466698
Cadmium (Cd)-Total	0.000013	<DL	0.000017	mg/L		21-MAY-21	R5466698
Calcium (Ca)-Total	31.6		0.20	mg/L		21-MAY-21	R5466698
Cesium (Cs)-Total	0.0000575		0.000010	mg/L		21-MAY-21	R5466698
Chromium (Cr)-Total	0.00100		0.0010	mg/L		21-MAY-21	R5466698
Cobalt (Co)-Total	0.000480	<DL	0.00050	mg/L		21-MAY-21	R5466698
Copper (Cu)-Total	0.00200	<T	0.0010	mg/L		21-MAY-21	R5466698
Iron (Fe)-Total	0.792		0.020	mg/L		21-MAY-21	R5466698
Lead (Pb)-Total	0.00039	<T	0.000050	mg/L		21-MAY-21	R5466698
Lithium (Li)-Total	0.0054	<DL	0.050	mg/L		21-MAY-21	R5466698
Magnesium (Mg)-Total	13.1		0.020	mg/L		21-MAY-21	R5466698
Manganese (Mn)-Total	0.0970		0.0010	mg/L		21-MAY-21	R5466698
Mercury (Hg)-Total	0.000005	<DL	0.000030	mg/L		18-MAY-21	R5459224
Molybdenum (Mo)-Total	0.000575	<DL	0.0010	mg/L		21-MAY-21	R5466698
Nickel (Ni)-Total	0.00220	<T	0.0020	mg/L		21-MAY-21	R5466698
Phosphorus (P)-Total	0.025	<DL	0.050	mg/L		21-MAY-21	R5466698
Potassium (K)-Total	1.70		0.50	mg/L		21-MAY-21	R5466698
Rubidium (Rb)-Total	0.00238		0.00020	mg/L		21-MAY-21	R5466698
Selenium (Se)-Total	0.000150	<T	0.000050	mg/L		21-MAY-21	R5466698
Silicon (Si)-Total	1.77		0.10	mg/L		21-MAY-21	R5466698
Silver (Ag)-Total	0.000003	<DL	0.00010	mg/L		21-MAY-21	R5466698
Sodium (Na)-Total	4.60		0.10	mg/L		21-MAY-21	R5466698

* Refer to Referenced Information for Qualifiers (if any) and Methodology.

ALS ENVIRONMENTAL ANALYTICAL REPORT

Sample Details/Parameters	Result	Qualifier*	D.L.	Units	Extracted	Analyzed	Batch
L2587824-12 SW23_SW_20210504 Sampled By: SF on 11-MAY-21 @ 09:45 Matrix: SW							
Total Metals							
Strontium (Sr)-Total	0.0782		0.0010	mg/L		21-MAY-21	R5466698
Sulfur (S)-Total	6.0		0.50	mg/L		21-MAY-21	R5466698
Tellurium (Te)-Total	0.00004	<DL	0.0010	mg/L		21-MAY-21	R5466698
Thallium (Tl)-Total	0.000010	<DL	0.00030	mg/L		21-MAY-21	R5466698
Thorium (Th)-Total	0.00009	<DL	0.00010	mg/L		21-MAY-21	R5466698
Tin (Sn)-Total	0.00005	<DL	0.0010	mg/L		21-MAY-21	R5466698
Titanium (Ti)-Total	0.0146		0.0020	mg/L		21-MAY-21	R5466698
Tungsten (W)-Total	<0.00001	<W	0.010	mg/L		21-MAY-21	R5466698
Uranium (U)-Total	0.000720	<DL	0.0050	mg/L		21-MAY-21	R5466698
Vanadium (V)-Total	0.00195	<T	0.0010	mg/L		21-MAY-21	R5466698
Zinc (Zn)-Total	0.0030	<T	0.0030	mg/L		21-MAY-21	R5466698
Zirconium (Zr)-Total	0.000638	<DL	0.0010	mg/L		21-MAY-21	R5466698
Dissolved Metals							
Dissolved Metals Filtration Location	FIELD					19-MAY-21	R5461357
Aluminum (Al)-Dissolved	0.0360		0.0050	mg/L		20-MAY-21	R5463022
Antimony (Sb)-Dissolved	0.000100	<DL	0.00060	mg/L		20-MAY-21	R5463022
Arsenic (As)-Dissolved	0.000985	<DL	0.0010	mg/L		20-MAY-21	R5463022
Barium (Ba)-Dissolved	0.0179		0.010	mg/L		20-MAY-21	R5463022
Beryllium (Be)-Dissolved	<0.000002	<W	0.0010	mg/L		20-MAY-21	R5463022
Bismuth (Bi)-Dissolved	<0.000002	<W	0.0010	mg/L		20-MAY-21	R5463022
Boron (B)-Dissolved	0.0110	<DL	0.050	mg/L		20-MAY-21	R5463022
Cadmium (Cd)-Dissolved	0.0000030	<DL	0.000017	mg/L		20-MAY-21	R5463022
Calcium (Ca)-Dissolved	31.6		0.20	mg/L		20-MAY-21	R5463022
Cesium (Cs)-Dissolved	<0.0000005	<W	0.000010	mg/L		20-MAY-21	R5463022
Chromium (Cr)-Dissolved	0.00016	<DL	0.0010	mg/L		20-MAY-21	R5463022
Cobalt (Co)-Dissolved	0.000216	<DL	0.00050	mg/L		20-MAY-21	R5463022
Copper (Cu)-Dissolved	0.00130	<T	0.0010	mg/L		20-MAY-21	R5463022
Iron (Fe)-Dissolved	0.255		0.020	mg/L		20-MAY-21	R5463022
Lead (Pb)-Dissolved	0.00006	<T	0.000050	mg/L		20-MAY-21	R5463022
Lithium (Li)-Dissolved	0.0050	<DL	0.050	mg/L		20-MAY-21	R5463022
Magnesium (Mg)-Dissolved	13.2		0.020	mg/L		20-MAY-21	R5463022
Manganese (Mn)-Dissolved	0.0770		0.0010	mg/L		20-MAY-21	R5463022
Mercury (Hg)-Dissolved	<0.000005	<W	0.000030	mg/L		18-MAY-21	R5459219
Molybdenum (Mo)-Dissolved	0.000576	<DL	0.0010	mg/L		20-MAY-21	R5463022
Nickel (Ni)-Dissolved	0.00138	<DL	0.0020	mg/L		20-MAY-21	R5463022
Phosphorus (P)-Dissolved	0.010	<DL	0.050	mg/L		20-MAY-21	R5463022
Potassium (K)-Dissolved	1.52		0.50	mg/L		20-MAY-21	R5463022
Rubidium (Rb)-Dissolved	0.00118		0.00020	mg/L		20-MAY-21	R5463022
Selenium (Se)-Dissolved	0.000160	<T	0.000050	mg/L		20-MAY-21	R5463022
Silicon (Si)-Dissolved	0.970		0.050	mg/L		20-MAY-21	R5463022
Silver (Ag)-Dissolved	<0.0000005	<W	0.00010	mg/L		20-MAY-21	R5463022

* Refer to Referenced Information for Qualifiers (if any) and Methodology.

ALS ENVIRONMENTAL ANALYTICAL REPORT

Sample Details/Parameters	Result	Qualifier*	D.L.	Units	Extracted	Analyzed	Batch
L2587824-12 SW23_SW_20210504 Sampled By: SF on 11-MAY-21 @ 09:45 Matrix: SW							
Dissolved Metals							
Sodium (Na)-Dissolved	4.46		0.10	mg/L		20-MAY-21	R5463022
Strontium (Sr)-Dissolved	0.0770		0.0010	mg/L		20-MAY-21	R5463022
Sulfur (S)-Dissolved	5.8		0.50	mg/L		20-MAY-21	R5463022
Tellurium (Te)-Dissolved	<0.00001	<W	0.0010	mg/L		20-MAY-21	R5463022
Thallium (Tl)-Dissolved	<0.000002	<W	0.00030	mg/L		20-MAY-21	R5463022
Thorium (Th)-Dissolved	<0.00001	<W	0.00010	mg/L		20-MAY-21	R5463022
Tin (Sn)-Dissolved	<0.000005	<W	0.0010	mg/L		20-MAY-21	R5463022
Titanium (Ti)-Dissolved	0.00190	<DL	0.0020	mg/L		20-MAY-21	R5463022
Tungsten (W)-Dissolved	<0.000002	<W	0.010	mg/L		20-MAY-21	R5463022
Uranium (U)-Dissolved	0.000668	<DL	0.0050	mg/L		20-MAY-21	R5463022
Vanadium (V)-Dissolved	0.00072	<DL	0.0010	mg/L		20-MAY-21	R5463022
Zinc (Zn)-Dissolved	0.0002	<DL	0.0030	mg/L		20-MAY-21	R5463022
Zirconium (Zr)-Dissolved	0.000420	<DL	0.0010	mg/L		20-MAY-21	R5463022
Aggregate Organics							
Biochemical Oxygen Demand	2.1		2.0	mg/L		14-MAY-21	R5460131
Chemical Oxygen Demand	89		10	mg/L	18-MAY-21	19-MAY-21	R5460001
Oil and Grease, Total	1.0		1.0	mg/L	19-MAY-21	19-MAY-21	R5460265
Radiological Parameters							
Ra-226	<0.010	<DL	0.010	Bq/L		28-MAY-21	R5475614
L2587824-13 SW24_SW_20210504 Sampled By: SF on 11-MAY-21 @ 10:10 Matrix: SW							
Field Tests							
pH, Client Supplied	7.79		0.10	pH		15-MAY-21	R5458234
Temperature, Client Supplied	9.73		0	Degree C		15-MAY-21	R5458234
Physical Tests							
Color, True	154		2.0	CU		15-MAY-21	R5458090
Conductivity (EC)	243		1.0	uS/cm		14-MAY-21	R5458110
Hardness (as CaCO3)	131		0.51	mg/L		25-MAY-21	
pH	8.01		0.10	pH		14-MAY-21	R5458110
Total Suspended Solids	8.5		3.0	mg/L		14-MAY-21	R5458080
Total Dissolved Solids	166		20	mg/L		14-MAY-21	R5458106
Turbidity	12.0		0.10	NTU		14-MAY-21	R5457803
Anions and Nutrients							
Acidity (as CaCO3)	0.8	<DL	2.0	mg/L		17-MAY-21	R5459057
Alkalinity, Total (as CaCO3)	109		2.0	mg/L		14-MAY-21	R5458110
Ammonia, Total (as N)	0.012	<T	0.0070	mg/L		19-MAY-21	R5460097
Ammonia, Un-ionized (as N)	<0.001	<W	0.010	mg/L		20-MAY-21	
Chloride (Cl)	5.22		0.10	mg/L	14-MAY-21	17-MAY-21	R5459010
Fluoride (F)	0.037		0.020	mg/L	14-MAY-21	17-MAY-21	R5459010
Nitrate (as N)	0.002	<DL	0.020	mg/L		17-MAY-21	R5459010
Nitrite (as N)	0.001	<DL	0.010	mg/L		17-MAY-21	R5459010

* Refer to Referenced Information for Qualifiers (if any) and Methodology.

ALS ENVIRONMENTAL ANALYTICAL REPORT

Sample Details/Parameters	Result	Qualifier*	D.L.	Units	Extracted	Analyzed	Batch
L2587824-13 SW24_SW_20210504 Sampled By: SF on 11-MAY-21 @ 10:10 Matrix: SW							
Anions and Nutrients							
Total Kjeldahl Nitrogen	1.19		0.050	mg/L	18-MAY-21	20-MAY-21	R5460833
Orthophosphate-Dissolved (as P)	0.0039		0.0030	mg/L	14-MAY-21	17-MAY-21	R5459084
Sulfate (SO4)	16.7		0.30	mg/L		17-MAY-21	R5459010
Cyanides							
Cyanide, Weak Acid Diss	0.0012	<DL	0.0020	mg/L		17-MAY-21	R5459134
Cyanide, Total	0.0010	<DL	0.0020	mg/L		17-MAY-21	R5459134
Cyanide, Free	0.0004	<DL	0.0020	mg/L		17-MAY-21	R5459134
Organic / Inorganic Carbon							
Dissolved Organic Carbon	36.2	DLM	2.5	mg/L	14-MAY-21	24-MAY-21	R5466123
Total Organic Carbon	38.4	DLM	2.5	mg/L		20-MAY-21	R5461782
Total Metals							
Aluminum (Al)-Total	0.460		0.0050	mg/L		21-MAY-21	R5466698
Antimony (Sb)-Total	0.000110	<DL	0.00060	mg/L		21-MAY-21	R5466698
Arsenic (As)-Total	0.00114	<T	0.0010	mg/L		21-MAY-21	R5466698
Barium (Ba)-Total	0.0210		0.010	mg/L		21-MAY-21	R5466698
Beryllium (Be)-Total	0.0000151	<DL	0.0010	mg/L		21-MAY-21	R5466698
Bismuth (Bi)-Total	<0.00001	<W	0.0010	mg/L		21-MAY-21	R5466698
Boron (B)-Total	0.0125	<DL	0.050	mg/L		21-MAY-21	R5466698
Cadmium (Cd)-Total	0.000015	<DL	0.000017	mg/L		21-MAY-21	R5466698
Calcium (Ca)-Total	30.9		0.20	mg/L		21-MAY-21	R5466698
Cesium (Cs)-Total	0.0000605		0.000010	mg/L		21-MAY-21	R5466698
Chromium (Cr)-Total	0.00104		0.0010	mg/L		21-MAY-21	R5466698
Cobalt (Co)-Total	0.000470	<DL	0.00050	mg/L		21-MAY-21	R5466698
Copper (Cu)-Total	0.00192	<T	0.0010	mg/L		21-MAY-21	R5466698
Iron (Fe)-Total	0.780		0.020	mg/L		21-MAY-21	R5466698
Lead (Pb)-Total	0.00032	<T	0.000050	mg/L		21-MAY-21	R5466698
Lithium (Li)-Total	0.0054	<DL	0.050	mg/L		21-MAY-21	R5466698
Magnesium (Mg)-Total	12.8		0.020	mg/L		21-MAY-21	R5466698
Manganese (Mn)-Total	0.0964		0.0010	mg/L		21-MAY-21	R5466698
Mercury (Hg)-Total	<0.000005	<W	0.000030	mg/L		18-MAY-21	R5459224
Molybdenum (Mo)-Total	0.000620	<DL	0.0010	mg/L		21-MAY-21	R5466698
Nickel (Ni)-Total	0.00206	<T	0.0020	mg/L		21-MAY-21	R5466698
Phosphorus (P)-Total	0.030	<DL	0.050	mg/L		21-MAY-21	R5466698
Potassium (K)-Total	1.65		0.50	mg/L		21-MAY-21	R5466698
Rubidium (Rb)-Total	0.00237		0.00020	mg/L		21-MAY-21	R5466698
Selenium (Se)-Total	0.000170	<T	0.000050	mg/L		21-MAY-21	R5466698
Silicon (Si)-Total	1.80		0.10	mg/L		21-MAY-21	R5466698
Silver (Ag)-Total	0.000002	<DL	0.00010	mg/L		21-MAY-21	R5466698
Sodium (Na)-Total	4.55		0.10	mg/L		21-MAY-21	R5466698
Strontium (Sr)-Total	0.0750		0.0010	mg/L		21-MAY-21	R5466698
Sulfur (S)-Total	5.6		0.50	mg/L		21-MAY-21	R5466698
Tellurium (Te)-Total	0.00002	<DL	0.0010	mg/L		21-MAY-21	R5466698

* Refer to Referenced Information for Qualifiers (if any) and Methodology.

ALS ENVIRONMENTAL ANALYTICAL REPORT

Sample Details/Parameters	Result	Qualifier*	D.L.	Units	Extracted	Analyzed	Batch
L2587824-13 SW24_SW_20210504 Sampled By: SF on 11-MAY-21 @ 10:10 Matrix: SW							
Total Metals							
Thallium (Tl)-Total	0.000010	<DL	0.00030	mg/L		21-MAY-21	R5466698
Thorium (Th)-Total	0.00009	<DL	0.00010	mg/L		21-MAY-21	R5466698
Tin (Sn)-Total	0.00007	<DL	0.0010	mg/L		21-MAY-21	R5466698
Titanium (Ti)-Total	0.0151		0.0020	mg/L		21-MAY-21	R5466698
Tungsten (W)-Total	<0.00001	<W	0.010	mg/L		21-MAY-21	R5466698
Uranium (U)-Total	0.000714	<DL	0.0050	mg/L		21-MAY-21	R5466698
Vanadium (V)-Total	0.00190	<T	0.0010	mg/L		21-MAY-21	R5466698
Zinc (Zn)-Total	0.0025	<DL	0.0030	mg/L		21-MAY-21	R5466698
Zirconium (Zr)-Total	0.000612	<DL	0.0010	mg/L		21-MAY-21	R5466698
Dissolved Metals							
Dissolved Metals Filtration Location	FIELD					19-MAY-21	R5461357
Aluminum (Al)-Dissolved	0.0416		0.0050	mg/L		20-MAY-21	R5463022
Antimony (Sb)-Dissolved	0.000140	<DL	0.00060	mg/L		20-MAY-21	R5463022
Arsenic (As)-Dissolved	0.00101	<T	0.0010	mg/L		20-MAY-21	R5463022
Barium (Ba)-Dissolved	0.0174		0.010	mg/L		20-MAY-21	R5463022
Beryllium (Be)-Dissolved	0.000006	<DL	0.0010	mg/L		20-MAY-21	R5463022
Bismuth (Bi)-Dissolved	0.000004	<DL	0.0010	mg/L		20-MAY-21	R5463022
Boron (B)-Dissolved	0.0120	<DL	0.050	mg/L		20-MAY-21	R5463022
Cadmium (Cd)-Dissolved	0.0000040	<DL	0.000017	mg/L		20-MAY-21	R5463022
Calcium (Ca)-Dissolved	31.0		0.20	mg/L		20-MAY-21	R5463022
Cesium (Cs)-Dissolved	<0.0000005	<W	0.000010	mg/L		20-MAY-21	R5463022
Chromium (Cr)-Dissolved	0.00018	<DL	0.0010	mg/L		20-MAY-21	R5463022
Cobalt (Co)-Dissolved	0.000222	<DL	0.00050	mg/L		20-MAY-21	R5463022
Copper (Cu)-Dissolved	0.00132	<T	0.0010	mg/L		20-MAY-21	R5463022
Iron (Fe)-Dissolved	0.265		0.020	mg/L		20-MAY-21	R5463022
Lead (Pb)-Dissolved	0.00008	<T	0.000050	mg/L		20-MAY-21	R5463022
Lithium (Li)-Dissolved	0.0046	<DL	0.050	mg/L		20-MAY-21	R5463022
Magnesium (Mg)-Dissolved	13.1		0.020	mg/L		20-MAY-21	R5463022
Manganese (Mn)-Dissolved	0.0782		0.0010	mg/L		20-MAY-21	R5463022
Mercury (Hg)-Dissolved	<0.000005	<W	0.000030	mg/L		18-MAY-21	R5459219
Molybdenum (Mo)-Dissolved	0.000574	<DL	0.0010	mg/L		20-MAY-21	R5463022
Nickel (Ni)-Dissolved	0.00142	<DL	0.0020	mg/L		20-MAY-21	R5463022
Phosphorus (P)-Dissolved	0.015	<DL	0.050	mg/L		20-MAY-21	R5463022
Potassium (K)-Dissolved	1.51		0.50	mg/L		20-MAY-21	R5463022
Rubidium (Rb)-Dissolved	0.00112		0.00020	mg/L		20-MAY-21	R5463022
Selenium (Se)-Dissolved	0.000180	<T	0.000050	mg/L		20-MAY-21	R5463022
Silicon (Si)-Dissolved	0.990		0.050	mg/L		20-MAY-21	R5463022
Silver (Ag)-Dissolved	<0.0000005	<W	0.00010	mg/L		20-MAY-21	R5463022
Sodium (Na)-Dissolved	4.40		0.10	mg/L		20-MAY-21	R5463022
Strontium (Sr)-Dissolved	0.0741		0.0010	mg/L		20-MAY-21	R5463022
Sulfur (S)-Dissolved	5.6		0.50	mg/L		20-MAY-21	R5463022

* Refer to Referenced Information for Qualifiers (if any) and Methodology.

ALS ENVIRONMENTAL ANALYTICAL REPORT

Sample Details/Parameters	Result	Qualifier*	D.L.	Units	Extracted	Analyzed	Batch
L2587824-13 SW24_SW_20210504 Sampled By: SF on 11-MAY-21 @ 10:10 Matrix: SW							
Dissolved Metals							
Tellurium (Te)-Dissolved	<0.00001	<W	0.0010	mg/L		20-MAY-21	R5463022
Thallium (Tl)-Dissolved	0.000008	<DL	0.00030	mg/L		20-MAY-21	R5463022
Thorium (Th)-Dissolved	<0.00001	<W	0.00010	mg/L		20-MAY-21	R5463022
Tin (Sn)-Dissolved	<0.000005	<W	0.0010	mg/L		20-MAY-21	R5463022
Titanium (Ti)-Dissolved	0.00196	<DL	0.0020	mg/L		20-MAY-21	R5463022
Tungsten (W)-Dissolved	<0.000002	<W	0.010	mg/L		20-MAY-21	R5463022
Uranium (U)-Dissolved	0.000681	<DL	0.0050	mg/L		20-MAY-21	R5463022
Vanadium (V)-Dissolved	0.00076	<DL	0.0010	mg/L		20-MAY-21	R5463022
Zinc (Zn)-Dissolved	0.0004	<DL	0.0030	mg/L		20-MAY-21	R5463022
Zirconium (Zr)-Dissolved	0.000408	<DL	0.0010	mg/L		20-MAY-21	R5463022
Aggregate Organics							
Biochemical Oxygen Demand	<2.0		2.0	mg/L		14-MAY-21	R5460131
Chemical Oxygen Demand	90		10	mg/L	18-MAY-21	19-MAY-21	R5460001
Oil and Grease, Total	0.6	<DL	1.0	mg/L	19-MAY-21	19-MAY-21	R5460265
Radiological Parameters							
Ra-226	<0.010	<DL	0.010	Bq/L		28-MAY-21	R5475614
L2587824-14 SW25_SW_20210504 Sampled By: SF on 11-MAY-21 @ 16:20 Matrix: SW							
Field Tests							
pH, Client Supplied	8.54		0.10	pH		15-MAY-21	R5458234
Temperature, Client Supplied	14.5		0	Degree C		15-MAY-21	R5458234
Physical Tests							
Color, True	58.3		2.0	CU		15-MAY-21	R5458090
Conductivity (EC)	294		1.0	uS/cm		14-MAY-21	R5458110
Hardness (as CaCO3)	148		0.51	mg/L		25-MAY-21	
pH	8.34		0.10	pH		14-MAY-21	R5458110
Total Suspended Solids	2.0	<DL	3.0	mg/L		14-MAY-21	R5458080
Total Dissolved Solids	154		20	mg/L		14-MAY-21	R5458106
Turbidity	1.86		0.10	NTU		14-MAY-21	R5457803
Anions and Nutrients							
Acidity (as CaCO3)	<0.2	<W	2.0	mg/L		17-MAY-21	R5459057
Alkalinity, Total (as CaCO3)	134		2.0	mg/L		14-MAY-21	R5458110
Ammonia, Total (as N)	0.010	<T	0.0070	mg/L		19-MAY-21	R5460097
Ammonia, Un-ionized (as N)	<0.001	<W	0.010	mg/L		20-MAY-21	
Chloride (Cl)	13.2		0.10	mg/L	14-MAY-21	17-MAY-21	R5459010
Fluoride (F)	0.045		0.020	mg/L	14-MAY-21	17-MAY-21	R5459010
Nitrate (as N)	<0.002	<W	0.020	mg/L		17-MAY-21	R5459010
Nitrite (as N)	<0.001	<W	0.010	mg/L		17-MAY-21	R5459010
Total Kjeldahl Nitrogen	0.812		0.050	mg/L	18-MAY-21	20-MAY-21	R5460833
Orthophosphate-Dissolved (as P)	<0.0030		0.0030	mg/L	14-MAY-21	17-MAY-21	R5459084
Sulfate (SO4)	9.40		0.30	mg/L		17-MAY-21	R5459010

* Refer to Referenced Information for Qualifiers (if any) and Methodology.

ALS ENVIRONMENTAL ANALYTICAL REPORT

Sample Details/Parameters	Result	Qualifier*	D.L.	Units	Extracted	Analyzed	Batch
L2587824-14 SW25_SW_20210504 Sampled By: SF on 11-MAY-21 @ 16:20 Matrix: SW							
Anions and Nutrients							
Cyanides							
Cyanide, Weak Acid Diss	0.0010	<DL	0.0020	mg/L		17-MAY-21	R5459134
Cyanide, Total	0.0010	<DL	0.0020	mg/L		17-MAY-21	R5459134
Cyanide, Free	0.0010	<DL	0.0020	mg/L		17-MAY-21	R5459134
Organic / Inorganic Carbon							
Dissolved Organic Carbon	20.6		0.50	mg/L	14-MAY-21	24-MAY-21	R5466123
Total Organic Carbon	21.8		0.50	mg/L		20-MAY-21	R5461782
Total Metals							
Aluminum (Al)-Total	0.0558		0.0050	mg/L		21-MAY-21	R5466698
Antimony (Sb)-Total	0.000080	<DL	0.00060	mg/L		21-MAY-21	R5466698
Arsenic (As)-Total	0.00077	<DL	0.0010	mg/L		21-MAY-21	R5466698
Barium (Ba)-Total	0.0168		0.010	mg/L		21-MAY-21	R5466698
Beryllium (Be)-Total	<0.0000001	<W	0.0010	mg/L		21-MAY-21	R5466698
Bismuth (Bi)-Total	<0.00001	<W	0.0010	mg/L		21-MAY-21	R5466698
Boron (B)-Total	0.0090	<DL	0.050	mg/L		21-MAY-21	R5466698
Cadmium (Cd)-Total	0.000003	<DL	0.000017	mg/L		21-MAY-21	R5466698
Calcium (Ca)-Total	37.9		0.20	mg/L		21-MAY-21	R5466698
Cesium (Cs)-Total	0.0000070	<DL	0.000010	mg/L		21-MAY-21	R5466698
Chromium (Cr)-Total	0.00026	<DL	0.0010	mg/L		21-MAY-21	R5466698
Cobalt (Co)-Total	0.000125	<DL	0.00050	mg/L		21-MAY-21	R5466698
Copper (Cu)-Total	0.00158	<T	0.0010	mg/L		21-MAY-21	R5466698
Iron (Fe)-Total	0.134		0.020	mg/L		21-MAY-21	R5466698
Lead (Pb)-Total	0.00003	<DL	0.000050	mg/L		21-MAY-21	R5466698
Lithium (Li)-Total	0.0036	<DL	0.050	mg/L		21-MAY-21	R5466698
Magnesium (Mg)-Total	13.0		0.020	mg/L		21-MAY-21	R5466698
Manganese (Mn)-Total	0.0228		0.0010	mg/L		21-MAY-21	R5466698
Mercury (Hg)-Total	<0.000005	<W	0.000030	mg/L		18-MAY-21	R5459224
Molybdenum (Mo)-Total	0.000835	<DL	0.0010	mg/L		21-MAY-21	R5466698
Nickel (Ni)-Total	0.00120	<DL	0.0020	mg/L		21-MAY-21	R5466698
Phosphorus (P)-Total	0.015	<DL	0.050	mg/L		21-MAY-21	R5466698
Potassium (K)-Total	1.82		0.50	mg/L		21-MAY-21	R5466698
Rubidium (Rb)-Total	0.00137		0.00020	mg/L		21-MAY-21	R5466698
Selenium (Se)-Total	0.000180	<T	0.000050	mg/L		21-MAY-21	R5466698
Silicon (Si)-Total	1.00		0.10	mg/L		21-MAY-21	R5466698
Silver (Ag)-Total	0.000001	<DL	0.00010	mg/L		21-MAY-21	R5466698
Sodium (Na)-Total	5.26		0.10	mg/L		21-MAY-21	R5466698
Strontium (Sr)-Total	0.0798		0.0010	mg/L		21-MAY-21	R5466698
Sulfur (S)-Total	3.6		0.50	mg/L		21-MAY-21	R5466698
Tellurium (Te)-Total	0.00002	<DL	0.0010	mg/L		21-MAY-21	R5466698
Thallium (Tl)-Total	<0.000005	<W	0.00030	mg/L		21-MAY-21	R5466698
Thorium (Th)-Total	0.00002	<DL	0.00010	mg/L		21-MAY-21	R5466698
Tin (Sn)-Total	0.00005	<DL	0.0010	mg/L		21-MAY-21	R5466698

* Refer to Referenced Information for Qualifiers (if any) and Methodology.

ALS ENVIRONMENTAL ANALYTICAL REPORT

Sample Details/Parameters	Result	Qualifier*	D.L.	Units	Extracted	Analyzed	Batch
L2587824-14 SW25_SW_20210504 Sampled By: SF on 11-MAY-21 @ 16:20 Matrix: SW							
Total Metals							
Titanium (Ti)-Total	0.00299	<DL	0.0030	mg/L		21-MAY-21	R5466698
Tungsten (W)-Total	0.00001	<DL	0.010	mg/L		21-MAY-21	R5466698
Uranium (U)-Total	0.00116	<DL	0.0050	mg/L		21-MAY-21	R5466698
Vanadium (V)-Total	0.00070	<DL	0.0010	mg/L		21-MAY-21	R5466698
Zinc (Zn)-Total	0.0035	<T	0.0030	mg/L		21-MAY-21	R5466698
Zirconium (Zr)-Total	0.000280	<DL	0.0010	mg/L		21-MAY-21	R5466698
Dissolved Metals							
Dissolved Metals Filtration Location	FIELD					19-MAY-21	R5461357
Aluminum (Al)-Dissolved	0.0104	<T	0.0050	mg/L		20-MAY-21	R5463022
Antimony (Sb)-Dissolved	0.000085	<DL	0.00060	mg/L		20-MAY-21	R5463022
Arsenic (As)-Dissolved	0.000703	<DL	0.0010	mg/L		20-MAY-21	R5463022
Barium (Ba)-Dissolved	0.0162		0.010	mg/L		20-MAY-21	R5463022
Beryllium (Be)-Dissolved	<0.000002	<W	0.0010	mg/L		20-MAY-21	R5463022
Bismuth (Bi)-Dissolved	<0.000002	<W	0.0010	mg/L		20-MAY-21	R5463022
Boron (B)-Dissolved	0.0095	<DL	0.050	mg/L		20-MAY-21	R5463022
Cadmium (Cd)-Dissolved	<0.0000005	<W	0.000017	mg/L		20-MAY-21	R5463022
Calcium (Ca)-Dissolved	37.4		0.20	mg/L		20-MAY-21	R5463022
Cesium (Cs)-Dissolved	<0.0000005	<W	0.000010	mg/L		20-MAY-21	R5463022
Chromium (Cr)-Dissolved	0.00009	<DL	0.0010	mg/L		20-MAY-21	R5463022
Cobalt (Co)-Dissolved	0.000098	<DL	0.00050	mg/L		20-MAY-21	R5463022
Copper (Cu)-Dissolved	0.00138	<T	0.0010	mg/L		20-MAY-21	R5463022
Iron (Fe)-Dissolved	0.0720		0.020	mg/L		20-MAY-21	R5463022
Lead (Pb)-Dissolved	<0.00001	<W	0.000050	mg/L		20-MAY-21	R5463022
Lithium (Li)-Dissolved	0.0034	<DL	0.050	mg/L		20-MAY-21	R5463022
Magnesium (Mg)-Dissolved	13.3		0.020	mg/L		20-MAY-21	R5463022
Manganese (Mn)-Dissolved	0.0183		0.0010	mg/L		20-MAY-21	R5463022
Mercury (Hg)-Dissolved	<0.000005	<W	0.000030	mg/L		18-MAY-21	R5459219
Molybdenum (Mo)-Dissolved	0.000698	<DL	0.0010	mg/L		20-MAY-21	R5463022
Nickel (Ni)-Dissolved	0.00104	<DL	0.0020	mg/L		20-MAY-21	R5463022
Phosphorus (P)-Dissolved	0.010	<DL	0.050	mg/L		20-MAY-21	R5463022
Potassium (K)-Dissolved	1.75		0.50	mg/L		20-MAY-21	R5463022
Rubidium (Rb)-Dissolved	0.00126		0.00020	mg/L		20-MAY-21	R5463022
Selenium (Se)-Dissolved	0.000140	<T	0.000050	mg/L		20-MAY-21	R5463022
Silicon (Si)-Dissolved	0.955		0.050	mg/L		20-MAY-21	R5463022
Silver (Ag)-Dissolved	<0.0000005	<W	0.00010	mg/L		20-MAY-21	R5463022
Sodium (Na)-Dissolved	5.12		0.10	mg/L		20-MAY-21	R5463022
Strontium (Sr)-Dissolved	0.0814		0.0010	mg/L		20-MAY-21	R5463022
Sulfur (S)-Dissolved	2.8		0.50	mg/L		20-MAY-21	R5463022
Tellurium (Te)-Dissolved	<0.00001	<W	0.0010	mg/L		20-MAY-21	R5463022
Thallium (Tl)-Dissolved	<0.000002	<W	0.00030	mg/L		20-MAY-21	R5463022
Thorium (Th)-Dissolved	<0.00001	<W	0.00010	mg/L		20-MAY-21	R5463022

* Refer to Referenced Information for Qualifiers (if any) and Methodology.

ALS ENVIRONMENTAL ANALYTICAL REPORT

Sample Details/Parameters	Result	Qualifier*	D.L.	Units	Extracted	Analyzed	Batch
L2587824-14 SW25_SW_20210504 Sampled By: SF on 11-MAY-21 @ 16:20 Matrix: SW							
Dissolved Metals							
Tin (Sn)-Dissolved	<0.000005	<W	0.0010	mg/L		20-MAY-21	R5463022
Titanium (Ti)-Dissolved	0.00084	<DL	0.0020	mg/L		20-MAY-21	R5463022
Tungsten (W)-Dissolved	0.000004	<DL	0.010	mg/L		20-MAY-21	R5463022
Uranium (U)-Dissolved	0.00115	<DL	0.0050	mg/L		20-MAY-21	R5463022
Vanadium (V)-Dissolved	0.00048	<DL	0.0010	mg/L		20-MAY-21	R5463022
Zinc (Zn)-Dissolved	0.0024	<DL	0.0030	mg/L		20-MAY-21	R5463022
Zirconium (Zr)-Dissolved	0.000228	<DL	0.0010	mg/L		20-MAY-21	R5463022
Aggregate Organics							
Biochemical Oxygen Demand	<2.0		2.0	mg/L		14-MAY-21	R5460131
Chemical Oxygen Demand	58		10	mg/L	18-MAY-21	19-MAY-21	R5460001
Oil and Grease, Total	0.8	<DL	1.0	mg/L	19-MAY-21	19-MAY-21	R5460265
L2587824-15 SW26_SW_20210504 Sampled By: SF on 11-MAY-21 @ 15:55 Matrix: SW							
Field Tests							
pH, Client Supplied	8.31		0.10	pH		15-MAY-21	R5458234
Temperature, Client Supplied	14.07		0	Degree C		15-MAY-21	R5458234
Physical Tests							
Color, True	56.6		2.0	CU		15-MAY-21	R5458090
Conductivity (EC)	331		1.0	uS/cm		14-MAY-21	R5458110
Hardness (as CaCO3)	172		0.51	mg/L		25-MAY-21	
pH	8.30		0.10	pH		14-MAY-21	R5458110
Total Suspended Solids	2.0	<DL	3.0	mg/L		14-MAY-21	R5458080
Total Dissolved Solids	170		20	mg/L		14-MAY-21	R5458106
Turbidity	2.00		0.10	NTU		14-MAY-21	R5457803
Anions and Nutrients							
Acidity (as CaCO3)	<0.2	<W	2.0	mg/L		17-MAY-21	R5459057
Alkalinity, Total (as CaCO3)	154		2.0	mg/L		14-MAY-21	R5458110
Ammonia, Total (as N)	0.006	<DL	0.0070	mg/L		19-MAY-21	R5460097
Ammonia, Un-ionized (as N)	<0.001	<W	0.010	mg/L		20-MAY-21	
Chloride (Cl)	14.5		0.10	mg/L	14-MAY-21	17-MAY-21	R5459010
Fluoride (F)	0.060		0.020	mg/L	14-MAY-21	17-MAY-21	R5459010
Nitrate (as N)	<0.002	<W	0.020	mg/L		17-MAY-21	R5459010
Nitrite (as N)	<0.001	<W	0.010	mg/L		17-MAY-21	R5459010
Total Kjeldahl Nitrogen	0.770		0.050	mg/L	18-MAY-21	20-MAY-21	R5460833
Orthophosphate-Dissolved (as P)	<0.0030		0.0030	mg/L	14-MAY-21	17-MAY-21	R5459084
Sulfate (SO4)	12.0		0.30	mg/L		17-MAY-21	R5459010
Cyanides							
Cyanide, Weak Acid Diss	0.0007	<DL	0.0020	mg/L		17-MAY-21	R5459134
Cyanide, Total	0.0008	<DL	0.0020	mg/L		17-MAY-21	R5459134
Cyanide, Free	0.0010	<DL	0.0020	mg/L		17-MAY-21	R5459134
Organic / Inorganic Carbon							

* Refer to Referenced Information for Qualifiers (if any) and Methodology.

ALS ENVIRONMENTAL ANALYTICAL REPORT

Sample Details/Parameters	Result	Qualifier*	D.L.	Units	Extracted	Analyzed	Batch
L2587824-15 SW26_SW_20210504 Sampled By: SF on 11-MAY-21 @ 15:55 Matrix: SW							
Organic / Inorganic Carbon							
Dissolved Organic Carbon	19.3		0.50	mg/L	14-MAY-21	24-MAY-21	R5466123
Total Organic Carbon	22.7		0.50	mg/L		20-MAY-21	R5461782
Total Metals							
Aluminum (Al)-Total	0.0962		0.0050	mg/L		21-MAY-21	R5466698
Antimony (Sb)-Total	0.000110	<DL	0.00060	mg/L		21-MAY-21	R5466698
Arsenic (As)-Total	0.00093	<DL	0.0010	mg/L		21-MAY-21	R5466698
Barium (Ba)-Total	0.0209		0.010	mg/L		21-MAY-21	R5466698
Beryllium (Be)-Total	<0.0000001	<W	0.0010	mg/L		21-MAY-21	R5466698
Bismuth (Bi)-Total	<0.00001	<W	0.0010	mg/L		21-MAY-21	R5466698
Boron (B)-Total	0.0115	<DL	0.050	mg/L		21-MAY-21	R5466698
Cadmium (Cd)-Total	0.000002	<DL	0.000017	mg/L		21-MAY-21	R5466698
Calcium (Ca)-Total	43.3		0.20	mg/L		21-MAY-21	R5466698
Cesium (Cs)-Total	0.0000140		0.000010	mg/L		21-MAY-21	R5466698
Chromium (Cr)-Total	0.00032	<DL	0.0010	mg/L		21-MAY-21	R5466698
Cobalt (Co)-Total	0.000140	<DL	0.00050	mg/L		21-MAY-21	R5466698
Copper (Cu)-Total	0.00180	<T	0.0010	mg/L		21-MAY-21	R5466698
Iron (Fe)-Total	0.204		0.020	mg/L		21-MAY-21	R5466698
Lead (Pb)-Total	0.00005	<T	0.000050	mg/L		21-MAY-21	R5466698
Lithium (Li)-Total	0.0048	<DL	0.050	mg/L		21-MAY-21	R5466698
Magnesium (Mg)-Total	15.2		0.020	mg/L		21-MAY-21	R5466698
Manganese (Mn)-Total	0.0434		0.0010	mg/L		21-MAY-21	R5466698
Mercury (Hg)-Total	<0.000005	<W	0.000030	mg/L		18-MAY-21	R5459224
Molybdenum (Mo)-Total	0.000925	<DL	0.0010	mg/L		21-MAY-21	R5466698
Nickel (Ni)-Total	0.00126	<DL	0.0020	mg/L		21-MAY-21	R5466698
Phosphorus (P)-Total	0.010	<DL	0.050	mg/L		21-MAY-21	R5466698
Potassium (K)-Total	1.90		0.50	mg/L		21-MAY-21	R5466698
Rubidium (Rb)-Total	0.00139		0.00020	mg/L		21-MAY-21	R5466698
Selenium (Se)-Total	0.000170	<T	0.000050	mg/L		21-MAY-21	R5466698
Silicon (Si)-Total	1.06		0.10	mg/L		21-MAY-21	R5466698
Silver (Ag)-Total	0.000001	<DL	0.00010	mg/L		21-MAY-21	R5466698
Sodium (Na)-Total	5.77		0.10	mg/L		21-MAY-21	R5466698
Strontium (Sr)-Total	0.101		0.0010	mg/L		21-MAY-21	R5466698
Sulfur (S)-Total	4.0		0.50	mg/L		21-MAY-21	R5466698
Tellurium (Te)-Total	0.00004	<DL	0.0010	mg/L		21-MAY-21	R5466698
Thallium (Tl)-Total	<0.000005	<W	0.00030	mg/L		21-MAY-21	R5466698
Thorium (Th)-Total	0.00003	<DL	0.00010	mg/L		21-MAY-21	R5466698
Tin (Sn)-Total	0.00003	<DL	0.0010	mg/L		21-MAY-21	R5466698
Titanium (Ti)-Total	0.00375		0.0020	mg/L		21-MAY-21	R5466698
Tungsten (W)-Total	<0.00001	<W	0.010	mg/L		21-MAY-21	R5466698
Uranium (U)-Total	0.00153	<DL	0.0050	mg/L		21-MAY-21	R5466698
Vanadium (V)-Total	0.00070	<DL	0.0010	mg/L		21-MAY-21	R5466698

* Refer to Referenced Information for Qualifiers (if any) and Methodology.

ALS ENVIRONMENTAL ANALYTICAL REPORT

Sample Details/Parameters	Result	Qualifier*	D.L.	Units	Extracted	Analyzed	Batch
L2587824-15 SW26_SW_20210504 Sampled By: SF on 11-MAY-21 @ 15:55 Matrix: SW							
Total Metals							
Zinc (Zn)-Total	0.0050	<T	0.0030	mg/L		21-MAY-21	R5466698
Zirconium (Zr)-Total	0.000236	<DL	0.0010	mg/L		21-MAY-21	R5466698
Dissolved Metals							
Dissolved Metals Filtration Location	FIELD					19-MAY-21	R5461357
Aluminum (Al)-Dissolved	0.0110	<T	0.0050	mg/L		20-MAY-21	R5463022
Antimony (Sb)-Dissolved	0.000105	<DL	0.00060	mg/L		20-MAY-21	R5463022
Arsenic (As)-Dissolved	0.000851	<DL	0.0010	mg/L		20-MAY-21	R5463022
Barium (Ba)-Dissolved	0.0196		0.010	mg/L		20-MAY-21	R5463022
Beryllium (Be)-Dissolved	<0.000002	<W	0.0010	mg/L		20-MAY-21	R5463022
Bismuth (Bi)-Dissolved	<0.000002	<W	0.0010	mg/L		20-MAY-21	R5463022
Boron (B)-Dissolved	0.0115	<DL	0.050	mg/L		20-MAY-21	R5463022
Cadmium (Cd)-Dissolved	<0.0000005	<W	0.000017	mg/L		20-MAY-21	R5463022
Calcium (Ca)-Dissolved	42.6		0.20	mg/L		20-MAY-21	R5463022
Cesium (Cs)-Dissolved	<0.0000005	<W	0.000010	mg/L		20-MAY-21	R5463022
Chromium (Cr)-Dissolved	0.00012	<DL	0.0010	mg/L		20-MAY-21	R5463022
Cobalt (Co)-Dissolved	0.000106	<DL	0.00050	mg/L		20-MAY-21	R5463022
Copper (Cu)-Dissolved	0.00162	<T	0.0010	mg/L		20-MAY-21	R5463022
Iron (Fe)-Dissolved	0.0815		0.020	mg/L		20-MAY-21	R5463022
Lead (Pb)-Dissolved	<0.00001	<W	0.000050	mg/L		20-MAY-21	R5463022
Lithium (Li)-Dissolved	0.0046	<DL	0.050	mg/L		20-MAY-21	R5463022
Magnesium (Mg)-Dissolved	15.9		0.020	mg/L		20-MAY-21	R5463022
Manganese (Mn)-Dissolved	0.0349		0.0010	mg/L		20-MAY-21	R5463022
Mercury (Hg)-Dissolved	<0.000005	<W	0.000030	mg/L		18-MAY-21	R5459219
Molybdenum (Mo)-Dissolved	0.000796	<DL	0.0010	mg/L		20-MAY-21	R5463022
Nickel (Ni)-Dissolved	0.00110	<DL	0.0020	mg/L		20-MAY-21	R5463022
Phosphorus (P)-Dissolved	0.005	<DL	0.050	mg/L		20-MAY-21	R5463022
Potassium (K)-Dissolved	1.88		0.50	mg/L		20-MAY-21	R5463022
Rubidium (Rb)-Dissolved	0.00125		0.00020	mg/L		20-MAY-21	R5463022
Selenium (Se)-Dissolved	0.000170	<T	0.000050	mg/L		20-MAY-21	R5463022
Silicon (Si)-Dissolved	0.940		0.050	mg/L		20-MAY-21	R5463022
Silver (Ag)-Dissolved	<0.0000005	<W	0.00010	mg/L		20-MAY-21	R5463022
Sodium (Na)-Dissolved	5.75		0.10	mg/L		20-MAY-21	R5463022
Strontium (Sr)-Dissolved	0.102		0.0010	mg/L		20-MAY-21	R5463022
Sulfur (S)-Dissolved	4.0		0.50	mg/L		20-MAY-21	R5463022
Tellurium (Te)-Dissolved	<0.00001	<W	0.0010	mg/L		20-MAY-21	R5463022
Thallium (Tl)-Dissolved	<0.000002	<W	0.00030	mg/L		20-MAY-21	R5463022
Thorium (Th)-Dissolved	<0.00001	<W	0.00010	mg/L		20-MAY-21	R5463022
Tin (Sn)-Dissolved	0.000050	<DL	0.0010	mg/L		20-MAY-21	R5463022
Titanium (Ti)-Dissolved	0.00090	<DL	0.0020	mg/L		20-MAY-21	R5463022
Tungsten (W)-Dissolved	0.000004	<DL	0.010	mg/L		20-MAY-21	R5463022
Uranium (U)-Dissolved	0.00150	<DL	0.0050	mg/L		20-MAY-21	R5463022

* Refer to Referenced Information for Qualifiers (if any) and Methodology.

ALS ENVIRONMENTAL ANALYTICAL REPORT

Sample Details/Parameters	Result	Qualifier*	D.L.	Units	Extracted	Analyzed	Batch
L2587824-15 SW26_SW_20210504 Sampled By: SF on 11-MAY-21 @ 15:55 Matrix: SW							
Dissolved Metals							
Vanadium (V)-Dissolved	0.00038	<DL	0.0010	mg/L		20-MAY-21	R5463022
Zinc (Zn)-Dissolved	0.0042	<T	0.0030	mg/L		20-MAY-21	R5463022
Zirconium (Zr)-Dissolved	0.000252	<DL	0.0010	mg/L		20-MAY-21	R5463022
Aggregate Organics							
Biochemical Oxygen Demand	<2.0		2.0	mg/L		14-MAY-21	R5460131
Chemical Oxygen Demand	59		10	mg/L	18-MAY-21	19-MAY-21	R5460001
Oil and Grease, Total	1.2		1.0	mg/L	19-MAY-21	19-MAY-21	R5460265
L2587824-16 SW27_SW_20210504 Sampled By: SF on 12-MAY-21 @ 14:10 Matrix: SW							
Field Tests							
pH, Client Supplied	7.95		0.10	pH		15-MAY-21	R5458234
Temperature, Client Supplied	12.75		0	Degree C		15-MAY-21	R5458234
Physical Tests							
Color, True	50.0		2.0	CU		15-MAY-21	R5458090
Conductivity (EC)	413		1.0	uS/cm		14-MAY-21	R5458110
Hardness (as CaCO3)	208		0.51	mg/L		25-MAY-21	
pH	8.29		0.10	pH		14-MAY-21	R5458110
Total Suspended Solids	1.5	<DL	3.0	mg/L		14-MAY-21	R5458080
Total Dissolved Solids	236		20	mg/L		14-MAY-21	R5458106
Turbidity	1.82		0.10	NTU		14-MAY-21	R5457803
Anions and Nutrients							
Acidity (as CaCO3)	<0.2	<W	2.0	mg/L		17-MAY-21	R5459057
Alkalinity, Total (as CaCO3)	183		2.0	mg/L		14-MAY-21	R5458110
Ammonia, Total (as N)	0.008	<T	0.0070	mg/L		19-MAY-21	R5460097
Ammonia, Un-ionized (as N)	<0.001	<W	0.010	mg/L		20-MAY-21	
Chloride (Cl)	12.4		0.10	mg/L	14-MAY-21	17-MAY-21	R5459010
Fluoride (F)	0.062		0.020	mg/L	14-MAY-21	17-MAY-21	R5459010
Nitrate (as N)	<0.002	<W	0.020	mg/L		17-MAY-21	R5459010
Nitrite (as N)	<0.001	<W	0.010	mg/L		17-MAY-21	R5459010
Total Kjeldahl Nitrogen	0.834		0.050	mg/L	18-MAY-21	20-MAY-21	R5460833
Orthophosphate-Dissolved (as P)	<0.0030		0.0030	mg/L	14-MAY-21	17-MAY-21	R5459084
Sulfate (SO4)	28.4		0.30	mg/L		17-MAY-21	R5459010
Cyanides							
Cyanide, Weak Acid Diss	0.0010	<DL	0.0020	mg/L		17-MAY-21	R5459134
Cyanide, Total	0.0008	<DL	0.0020	mg/L		17-MAY-21	R5459134
Cyanide, Free	0.0004	<DL	0.0020	mg/L		17-MAY-21	R5459134
Organic / Inorganic Carbon							
Dissolved Organic Carbon	20.5		0.50	mg/L	14-MAY-21	24-MAY-21	R5466123
Total Organic Carbon	22.3		0.50	mg/L		20-MAY-21	R5461782
Total Metals							
Aluminum (Al)-Total	0.0614		0.0050	mg/L		21-MAY-21	R5466698

* Refer to Referenced Information for Qualifiers (if any) and Methodology.

ALS ENVIRONMENTAL ANALYTICAL REPORT

Sample Details/Parameters	Result	Qualifier*	D.L.	Units	Extracted	Analyzed	Batch
L2587824-16 SW27_SW_20210504 Sampled By: SF on 12-MAY-21 @ 14:10 Matrix: SW							
Total Metals							
Antimony (Sb)-Total	0.000165	<DL	0.00060	mg/L		21-MAY-21	R5466698
Arsenic (As)-Total	0.00084	<DL	0.0010	mg/L		21-MAY-21	R5466698
Barium (Ba)-Total	0.0240		0.010	mg/L		21-MAY-21	R5466698
Beryllium (Be)-Total	<0.0000001	<W	0.0010	mg/L		21-MAY-21	R5466698
Bismuth (Bi)-Total	<0.00001	<W	0.0010	mg/L		21-MAY-21	R5466698
Boron (B)-Total	0.0145	<DL	0.050	mg/L		21-MAY-21	R5466698
Cadmium (Cd)-Total	0.000005	<DL	0.000017	mg/L		21-MAY-21	R5466698
Calcium (Ca)-Total	52.3		0.20	mg/L		21-MAY-21	R5466698
Cesium (Cs)-Total	0.0000070	<DL	0.000010	mg/L		21-MAY-21	R5466698
Chromium (Cr)-Total	0.00030	<DL	0.0010	mg/L		21-MAY-21	R5466698
Cobalt (Co)-Total	0.000145	<DL	0.00050	mg/L		21-MAY-21	R5466698
Copper (Cu)-Total	0.00160	<T	0.0010	mg/L		21-MAY-21	R5466698
Iron (Fe)-Total	0.143		0.020	mg/L		21-MAY-21	R5466698
Lead (Pb)-Total	0.00003	<DL	0.000050	mg/L		21-MAY-21	R5466698
Lithium (Li)-Total	0.0064	<DL	0.050	mg/L		21-MAY-21	R5466698
Magnesium (Mg)-Total	19.6		0.020	mg/L		21-MAY-21	R5466698
Manganese (Mn)-Total	0.0478		0.0010	mg/L		21-MAY-21	R5466698
Mercury (Hg)-Total	<0.000005	<W	0.000030	mg/L		18-MAY-21	R5459224
Molybdenum (Mo)-Total	0.00101	<T	0.0010	mg/L		21-MAY-21	R5466698
Nickel (Ni)-Total	0.00132	<DL	0.0020	mg/L		21-MAY-21	R5466698
Phosphorus (P)-Total	0.030	<DL	0.050	mg/L		21-MAY-21	R5466698
Potassium (K)-Total	2.89		0.50	mg/L		21-MAY-21	R5466698
Rubidium (Rb)-Total	0.00131		0.00020	mg/L		21-MAY-21	R5466698
Selenium (Se)-Total	0.000160	<T	0.000050	mg/L		21-MAY-21	R5466698
Silicon (Si)-Total	1.17		0.10	mg/L		21-MAY-21	R5466698
Silver (Ag)-Total	0.000001	<DL	0.00010	mg/L		21-MAY-21	R5466698
Sodium (Na)-Total	9.28		0.10	mg/L		21-MAY-21	R5466698
Strontium (Sr)-Total	0.123		0.0010	mg/L		21-MAY-21	R5466698
Sulfur (S)-Total	12.0		0.50	mg/L		21-MAY-21	R5466698
Tellurium (Te)-Total	<0.00002	<W	0.0010	mg/L		21-MAY-21	R5466698
Thallium (Tl)-Total	<0.000005	<W	0.00030	mg/L		21-MAY-21	R5466698
Thorium (Th)-Total	0.00001	<DL	0.00010	mg/L		21-MAY-21	R5466698
Tin (Sn)-Total	0.00005	<DL	0.0010	mg/L		21-MAY-21	R5466698
Titanium (Ti)-Total	0.00224		0.0020	mg/L		21-MAY-21	R5466698
Tungsten (W)-Total	<0.00001	<W	0.010	mg/L		21-MAY-21	R5466698
Uranium (U)-Total	0.00183	<DL	0.0050	mg/L		21-MAY-21	R5466698
Vanadium (V)-Total	0.00065	<DL	0.0010	mg/L		21-MAY-21	R5466698
Zinc (Zn)-Total	0.0025	<DL	0.0030	mg/L		21-MAY-21	R5466698
Zirconium (Zr)-Total	0.000234	<DL	0.0010	mg/L		21-MAY-21	R5466698
Dissolved Metals							
Dissolved Metals Filtration Location	FIELD					19-MAY-21	R5461357

* Refer to Referenced Information for Qualifiers (if any) and Methodology.

ALS ENVIRONMENTAL ANALYTICAL REPORT

Sample Details/Parameters	Result	Qualifier*	D.L.	Units	Extracted	Analyzed	Batch
L2587824-16 SW27_SW_20210504 Sampled By: SF on 12-MAY-21 @ 14:10 Matrix: SW							
Dissolved Metals							
Aluminum (Al)-Dissolved	0.0086	<T	0.0050	mg/L		20-MAY-21	R5463022
Antimony (Sb)-Dissolved	0.000165	<DL	0.00060	mg/L		20-MAY-21	R5463022
Arsenic (As)-Dissolved	0.000776	<DL	0.0010	mg/L		20-MAY-21	R5463022
Barium (Ba)-Dissolved	0.0234		0.010	mg/L		20-MAY-21	R5463022
Beryllium (Be)-Dissolved	<0.000002	<W	0.0010	mg/L		20-MAY-21	R5463022
Bismuth (Bi)-Dissolved	<0.000002	<W	0.0010	mg/L		20-MAY-21	R5463022
Boron (B)-Dissolved	0.0135	<DL	0.050	mg/L		20-MAY-21	R5463022
Cadmium (Cd)-Dissolved	0.0000010	<DL	0.000017	mg/L		20-MAY-21	R5463022
Calcium (Ca)-Dissolved	50.7		0.20	mg/L		20-MAY-21	R5463022
Cesium (Cs)-Dissolved	<0.0000005	<W	0.000010	mg/L		20-MAY-21	R5463022
Chromium (Cr)-Dissolved	0.00010	<DL	0.0010	mg/L		20-MAY-21	R5463022
Cobalt (Co)-Dissolved	0.000114	<DL	0.00050	mg/L		20-MAY-21	R5463022
Copper (Cu)-Dissolved	0.00138	<T	0.0010	mg/L		20-MAY-21	R5463022
Iron (Fe)-Dissolved	0.0670		0.020	mg/L		20-MAY-21	R5463022
Lead (Pb)-Dissolved	<0.00001	<W	0.000050	mg/L		20-MAY-21	R5463022
Lithium (Li)-Dissolved	0.0058	<DL	0.050	mg/L		20-MAY-21	R5463022
Magnesium (Mg)-Dissolved	19.7		0.020	mg/L		20-MAY-21	R5463022
Manganese (Mn)-Dissolved	0.0426		0.0010	mg/L		20-MAY-21	R5463022
Mercury (Hg)-Dissolved	<0.000005	<W	0.000030	mg/L		18-MAY-21	R5459219
Molybdenum (Mo)-Dissolved	0.000918	<DL	0.0010	mg/L		20-MAY-21	R5463022
Nickel (Ni)-Dissolved	0.00120	<DL	0.0020	mg/L		20-MAY-21	R5463022
Phosphorus (P)-Dissolved	<0.005	<W	0.050	mg/L		20-MAY-21	R5463022
Potassium (K)-Dissolved	2.77		0.50	mg/L		20-MAY-21	R5463022
Rubidium (Rb)-Dissolved	0.00120		0.00020	mg/L		20-MAY-21	R5463022
Selenium (Se)-Dissolved	0.000185	<T	0.000050	mg/L		20-MAY-21	R5463022
Silicon (Si)-Dissolved	1.06		0.050	mg/L		20-MAY-21	R5463022
Silver (Ag)-Dissolved	<0.0000005	<W	0.00010	mg/L		20-MAY-21	R5463022
Sodium (Na)-Dissolved	9.17		0.10	mg/L		20-MAY-21	R5463022
Strontium (Sr)-Dissolved	0.126		0.0010	mg/L		20-MAY-21	R5463022
Sulfur (S)-Dissolved	11.4		0.50	mg/L		20-MAY-21	R5463022
Tellurium (Te)-Dissolved	<0.00001	<W	0.0010	mg/L		20-MAY-21	R5463022
Thallium (Tl)-Dissolved	<0.000002	<W	0.00030	mg/L		20-MAY-21	R5463022
Thorium (Th)-Dissolved	<0.00001	<W	0.00010	mg/L		20-MAY-21	R5463022
Tin (Sn)-Dissolved	0.000010	<DL	0.0010	mg/L		20-MAY-21	R5463022
Titanium (Ti)-Dissolved	0.00078	<DL	0.0020	mg/L		20-MAY-21	R5463022
Tungsten (W)-Dissolved	<0.000002	<W	0.010	mg/L		20-MAY-21	R5463022
Uranium (U)-Dissolved	0.00179	<DL	0.0050	mg/L		20-MAY-21	R5463022
Vanadium (V)-Dissolved	0.00040	<DL	0.0010	mg/L		20-MAY-21	R5463022
Zinc (Zn)-Dissolved	0.0026	<DL	0.0030	mg/L		20-MAY-21	R5463022
Zirconium (Zr)-Dissolved	0.000254	<DL	0.0010	mg/L		20-MAY-21	R5463022
Aggregate Organics							

* Refer to Referenced Information for Qualifiers (if any) and Methodology.

ALS ENVIRONMENTAL ANALYTICAL REPORT

Sample Details/Parameters	Result	Qualifier*	D.L.	Units	Extracted	Analyzed	Batch
L2587824-16 SW27_SW_20210504 Sampled By: SF on 12-MAY-21 @ 14:10 Matrix: SW							
Aggregate Organics							
Biochemical Oxygen Demand	<2.0		2.0	mg/L		14-MAY-21	R5460131
Chemical Oxygen Demand	58		10	mg/L	18-MAY-21	19-MAY-21	R5460001
Oil and Grease, Total	1.2		1.0	mg/L	19-MAY-21	19-MAY-21	R5460265
L2587824-17 SW28A_SW_20210504 Sampled By: SF on 11-MAY-21 @ 14:30 Matrix: SW							
Field Tests							
pH, Client Supplied	8.17		0.10	pH		15-MAY-21	R5458234
Temperature, Client Supplied	16.12		0	Degree C		15-MAY-21	R5458234
Physical Tests							
Color, True	83.9		2.0	CU		15-MAY-21	R5458090
Conductivity (EC)	200		1.0	uS/cm		14-MAY-21	R5458110
Hardness (as CaCO3)	112		0.51	mg/L		25-MAY-21	
pH	8.13		0.10	pH		14-MAY-21	R5458110
Total Suspended Solids	5.5		3.0	mg/L		14-MAY-21	R5458080
Total Dissolved Solids	136		13	mg/L		14-MAY-21	R5458106
Turbidity	2.32		0.10	NTU		14-MAY-21	R5457803
Anions and Nutrients							
Acidity (as CaCO3)	0.2	<DL	2.0	mg/L		17-MAY-21	R5459057
Alkalinity, Total (as CaCO3)	106		2.0	mg/L		14-MAY-21	R5458110
Ammonia, Total (as N)	0.010	<T	0.0070	mg/L		19-MAY-21	R5460097
Ammonia, Un-ionized (as N)	<0.001	<W	0.010	mg/L		20-MAY-21	
Chloride (Cl)	1.99		0.10	mg/L	14-MAY-21	17-MAY-21	R5459010
Fluoride (F)	0.049		0.020	mg/L	14-MAY-21	17-MAY-21	R5459010
Nitrate (as N)	<0.002	<W	0.020	mg/L		17-MAY-21	R5459010
Nitrite (as N)	<0.001	<W	0.010	mg/L		17-MAY-21	R5459010
Total Kjeldahl Nitrogen	1.08		0.050	mg/L	18-MAY-21	20-MAY-21	R5460833
Orthophosphate-Dissolved (as P)	<0.0030		0.0030	mg/L	14-MAY-21	17-MAY-21	R5459084
Sulfate (SO4)	2.30	<T	0.30	mg/L		17-MAY-21	R5459010
Cyanides							
Cyanide, Weak Acid Diss	0.0010	<DL	0.0020	mg/L		17-MAY-21	R5459134
Cyanide, Total	0.0008	<DL	0.0020	mg/L		17-MAY-21	R5459134
Cyanide, Free	0.0011	<DL	0.0020	mg/L		17-MAY-21	R5459134
Organic / Inorganic Carbon							
Dissolved Organic Carbon	27.6		0.50	mg/L	14-MAY-21	24-MAY-21	R5466123
Total Organic Carbon	29.8		0.50	mg/L		20-MAY-21	R5461782
Total Metals							
Aluminum (Al)-Total	0.132		0.0050	mg/L		21-MAY-21	R5466698
Antimony (Sb)-Total	0.000060	<DL	0.00060	mg/L		21-MAY-21	R5466698
Arsenic (As)-Total	0.00081	<DL	0.0010	mg/L		21-MAY-21	R5466698
Barium (Ba)-Total	0.0162		0.010	mg/L		21-MAY-21	R5466698
Beryllium (Be)-Total	<0.0000001	<W	0.0010	mg/L		21-MAY-21	R5466698

* Refer to Referenced Information for Qualifiers (if any) and Methodology.

ALS ENVIRONMENTAL ANALYTICAL REPORT

Sample Details/Parameters	Result	Qualifier*	D.L.	Units	Extracted	Analyzed	Batch
L2587824-17 SW28A_SW_20210504 Sampled By: SF on 11-MAY-21 @ 14:30 Matrix: SW							
Total Metals							
Bismuth (Bi)-Total	<0.00001	<W	0.0010	mg/L		21-MAY-21	R5466698
Boron (B)-Total	0.0100	<DL	0.050	mg/L		21-MAY-21	R5466698
Cadmium (Cd)-Total	0.000010	<DL	0.000017	mg/L		21-MAY-21	R5466698
Calcium (Ca)-Total	26.4		0.20	mg/L		21-MAY-21	R5466698
Cesium (Cs)-Total	0.0000190		0.000010	mg/L		21-MAY-21	R5466698
Chromium (Cr)-Total	0.00040	<DL	0.0010	mg/L		21-MAY-21	R5466698
Cobalt (Co)-Total	0.000155	<DL	0.00050	mg/L		21-MAY-21	R5466698
Copper (Cu)-Total	0.00094	<DL	0.0010	mg/L		21-MAY-21	R5466698
Iron (Fe)-Total	0.257		0.020	mg/L		21-MAY-21	R5466698
Lead (Pb)-Total	0.00013	<T	0.000050	mg/L		21-MAY-21	R5466698
Lithium (Li)-Total	0.0036	<DL	0.050	mg/L		21-MAY-21	R5466698
Magnesium (Mg)-Total	11.2		0.020	mg/L		21-MAY-21	R5466698
Manganese (Mn)-Total	0.0174		0.0010	mg/L		21-MAY-21	R5466698
Mercury (Hg)-Total	<0.000005	<W	0.000030	mg/L		18-MAY-21	R5459224
Molybdenum (Mo)-Total	0.000560	<DL	0.0010	mg/L		21-MAY-21	R5466698
Nickel (Ni)-Total	0.00100	<DL	0.0020	mg/L		21-MAY-21	R5466698
Phosphorus (P)-Total	0.025	<DL	0.050	mg/L		21-MAY-21	R5466698
Potassium (K)-Total	1.66		0.50	mg/L		21-MAY-21	R5466698
Rubidium (Rb)-Total	0.00236		0.00020	mg/L		21-MAY-21	R5466698
Selenium (Se)-Total	0.000105	<T	0.000050	mg/L		21-MAY-21	R5466698
Silicon (Si)-Total	0.814		0.10	mg/L		21-MAY-21	R5466698
Silver (Ag)-Total	0.000002	<DL	0.00010	mg/L		21-MAY-21	R5466698
Sodium (Na)-Total	1.74		0.10	mg/L		21-MAY-21	R5466698
Strontium (Sr)-Total	0.0586		0.0010	mg/L		21-MAY-21	R5466698
Sulfur (S)-Total	1.4		0.50	mg/L		21-MAY-21	R5466698
Tellurium (Te)-Total	<0.00002	<W	0.0010	mg/L		21-MAY-21	R5466698
Thallium (Tl)-Total	0.000005	<DL	0.00030	mg/L		21-MAY-21	R5466698
Thorium (Th)-Total	0.00002	<DL	0.00010	mg/L		21-MAY-21	R5466698
Tin (Sn)-Total	0.00004	<DL	0.0010	mg/L		21-MAY-21	R5466698
Titanium (Ti)-Total	0.00380		0.0020	mg/L		21-MAY-21	R5466698
Tungsten (W)-Total	<0.00001	<W	0.010	mg/L		21-MAY-21	R5466698
Uranium (U)-Total	0.000468	<DL	0.0050	mg/L		21-MAY-21	R5466698
Vanadium (V)-Total	0.00085	<DL	0.0010	mg/L		21-MAY-21	R5466698
Zinc (Zn)-Total	0.0015	<DL	0.0030	mg/L		21-MAY-21	R5466698
Zirconium (Zr)-Total	0.000214	<DL	0.0010	mg/L		21-MAY-21	R5466698
Dissolved Metals							
Dissolved Metals Filtration Location	FIELD					19-MAY-21	R5461357
Aluminum (Al)-Dissolved	0.0084	<T	0.0050	mg/L		20-MAY-21	R5463022
Antimony (Sb)-Dissolved	0.000045	<DL	0.00060	mg/L		20-MAY-21	R5463022
Arsenic (As)-Dissolved	0.000733	<DL	0.0010	mg/L		20-MAY-21	R5463022
Barium (Ba)-Dissolved	0.0149		0.010	mg/L		20-MAY-21	R5463022

* Refer to Referenced Information for Qualifiers (if any) and Methodology.

ALS ENVIRONMENTAL ANALYTICAL REPORT

Sample Details/Parameters	Result	Qualifier*	D.L.	Units	Extracted	Analyzed	Batch
L2587824-17 SW28A_SW_20210504 Sampled By: SF on 11-MAY-21 @ 14:30 Matrix: SW							
Dissolved Metals							
Beryllium (Be)-Dissolved	<0.000002	<W	0.0010	mg/L		20-MAY-21	R5463022
Bismuth (Bi)-Dissolved	<0.000002	<W	0.0010	mg/L		20-MAY-21	R5463022
Boron (B)-Dissolved	0.0090	<DL	0.050	mg/L		20-MAY-21	R5463022
Cadmium (Cd)-Dissolved	0.0000010	<DL	0.000017	mg/L		20-MAY-21	R5463022
Calcium (Ca)-Dissolved	26.1		0.20	mg/L		20-MAY-21	R5463022
Cesium (Cs)-Dissolved	<0.0000005	<W	0.000010	mg/L		20-MAY-21	R5463022
Chromium (Cr)-Dissolved	0.00012	<DL	0.0010	mg/L		20-MAY-21	R5463022
Cobalt (Co)-Dissolved	0.000068	<DL	0.00050	mg/L		20-MAY-21	R5463022
Copper (Cu)-Dissolved	0.00066	<DL	0.0010	mg/L		20-MAY-21	R5463022
Iron (Fe)-Dissolved	0.0895		0.020	mg/L		20-MAY-21	R5463022
Lead (Pb)-Dissolved	0.00001	<DL	0.000050	mg/L		20-MAY-21	R5463022
Lithium (Li)-Dissolved	0.0030	<DL	0.050	mg/L		20-MAY-21	R5463022
Magnesium (Mg)-Dissolved	11.3		0.020	mg/L		20-MAY-21	R5463022
Manganese (Mn)-Dissolved	0.00692		0.0010	mg/L		20-MAY-21	R5463022
Mercury (Hg)-Dissolved	<0.000005	<W	0.000030	mg/L		18-MAY-21	R5459219
Molybdenum (Mo)-Dissolved	0.000486	<DL	0.0010	mg/L		20-MAY-21	R5463022
Nickel (Ni)-Dissolved	0.00078	<DL	0.0020	mg/L		20-MAY-21	R5463022
Phosphorus (P)-Dissolved	<0.005	<W	0.050	mg/L		20-MAY-21	R5463022
Potassium (K)-Dissolved	1.56		0.50	mg/L		20-MAY-21	R5463022
Rubidium (Rb)-Dissolved	0.00188		0.00020	mg/L		20-MAY-21	R5463022
Selenium (Se)-Dissolved	0.000100	<T	0.000050	mg/L		20-MAY-21	R5463022
Silicon (Si)-Dissolved	0.570		0.050	mg/L		20-MAY-21	R5463022
Silver (Ag)-Dissolved	<0.0000005	<W	0.00010	mg/L		20-MAY-21	R5463022
Sodium (Na)-Dissolved	1.68		0.10	mg/L		20-MAY-21	R5463022
Strontium (Sr)-Dissolved	0.0583		0.0010	mg/L		20-MAY-21	R5463022
Sulfur (S)-Dissolved	0.8		0.50	mg/L		20-MAY-21	R5463022
Tellurium (Te)-Dissolved	0.00001	<DL	0.0010	mg/L		20-MAY-21	R5463022
Thallium (Tl)-Dissolved	<0.000002	<W	0.00030	mg/L		20-MAY-21	R5463022
Thorium (Th)-Dissolved	<0.00001	<W	0.00010	mg/L		20-MAY-21	R5463022
Tin (Sn)-Dissolved	<0.000005	<W	0.0010	mg/L		20-MAY-21	R5463022
Titanium (Ti)-Dissolved	0.00078	<DL	0.0020	mg/L		20-MAY-21	R5463022
Tungsten (W)-Dissolved	<0.000002	<W	0.010	mg/L		20-MAY-21	R5463022
Uranium (U)-Dissolved	0.000445	<DL	0.0050	mg/L		20-MAY-21	R5463022
Vanadium (V)-Dissolved	0.00038	<DL	0.0010	mg/L		20-MAY-21	R5463022
Zinc (Zn)-Dissolved	0.0012	<DL	0.0030	mg/L		20-MAY-21	R5463022
Zirconium (Zr)-Dissolved	0.000166	<DL	0.0010	mg/L		20-MAY-21	R5463022
Aggregate Organics							
Biochemical Oxygen Demand	<2.0		2.0	mg/L		14-MAY-21	R5460131
Chemical Oxygen Demand	75		10	mg/L	18-MAY-21	19-MAY-21	R5460001
Oil and Grease, Total	1.0		1.0	mg/L	19-MAY-21	19-MAY-21	R5460265
L2587824-18 SW29_SW_20210504							

* Refer to Referenced Information for Qualifiers (if any) and Methodology.

ALS ENVIRONMENTAL ANALYTICAL REPORT

Sample Details/Parameters	Result	Qualifier*	D.L.	Units	Extracted	Analyzed	Batch
L2587824-18 SW29_SW_20210504 Sampled By: SF on 11-MAY-21 @ 11:45 Matrix: SW							
Field Tests							
pH, Client Supplied	7.36		0.10	pH		15-MAY-21	R5458234
Temperature, Client Supplied	10.59		0	Degree C		15-MAY-21	R5458234
Physical Tests							
Color, True	232		2.0	CU		15-MAY-21	R5458090
Conductivity (EC)	129		1.0	uS/cm		14-MAY-21	R5458110
Hardness (as CaCO3)	79.2		0.51	mg/L		25-MAY-21	
pH	7.66		0.10	pH		14-MAY-21	R5458110
Total Suspended Solids	1.5	<DL	3.0	mg/L		14-MAY-21	R5458080
Total Dissolved Solids	118		13	mg/L		14-MAY-21	R5458106
Turbidity	1.67		0.10	NTU		14-MAY-21	R5457803
Anions and Nutrients							
Acidity (as CaCO3)	1.4	<DL	2.0	mg/L		17-MAY-21	R5459057
Alkalinity, Total (as CaCO3)	62.6		2.0	mg/L		14-MAY-21	R5458110
Ammonia, Total (as N)	0.012	<T	0.0070	mg/L		19-MAY-21	R5460097
Ammonia, Un-ionized (as N)	<0.001	<W	0.010	mg/L		20-MAY-21	
Chloride (Cl)	0.57		0.10	mg/L	14-MAY-21	17-MAY-21	R5459010
Fluoride (F)	0.031		0.020	mg/L	14-MAY-21	17-MAY-21	R5459010
Nitrate (as N)	<0.002	<W	0.020	mg/L		17-MAY-21	R5459010
Nitrite (as N)	<0.001	<W	0.010	mg/L		17-MAY-21	R5459010
Total Kjeldahl Nitrogen	1.26		0.050	mg/L	18-MAY-21	20-MAY-21	R5460833
Orthophosphate-Dissolved (as P)	<0.0030		0.0030	mg/L	14-MAY-21	17-MAY-21	R5459084
Sulfate (SO4)	4.95	<T	0.30	mg/L		17-MAY-21	R5459010
Cyanides							
Cyanide, Weak Acid Diss	0.0011	<DL	0.0020	mg/L		17-MAY-21	R5459134
Cyanide, Total	0.0010	<DL	0.0020	mg/L		17-MAY-21	R5459134
Cyanide, Free	0.0011	<DL	0.0020	mg/L		17-MAY-21	R5459134
Organic / Inorganic Carbon							
Dissolved Organic Carbon	48.8	DLM	2.5	mg/L	14-MAY-21	24-MAY-21	R5466123
Total Organic Carbon	55.6	DLM	2.5	mg/L		20-MAY-21	R5461782
Total Metals							
Aluminum (Al)-Total	0.138		0.0050	mg/L		21-MAY-21	R5466698
Antimony (Sb)-Total	0.000050	<DL	0.00060	mg/L		21-MAY-21	R5466698
Arsenic (As)-Total	0.00099	<DL	0.0010	mg/L		21-MAY-21	R5466698
Barium (Ba)-Total	0.0103		0.010	mg/L		21-MAY-21	R5466698
Beryllium (Be)-Total	0.0000020	<DL	0.0010	mg/L		21-MAY-21	R5466698
Bismuth (Bi)-Total	<0.00001	<W	0.0010	mg/L		21-MAY-21	R5466698
Boron (B)-Total	0.0090	<DL	0.050	mg/L		21-MAY-21	R5466698
Cadmium (Cd)-Total	0.000005	<DL	0.000017	mg/L		21-MAY-21	R5466698
Calcium (Ca)-Total	18.3		0.20	mg/L		21-MAY-21	R5466698
Cesium (Cs)-Total	0.0000080	<DL	0.000010	mg/L		21-MAY-21	R5466698
Chromium (Cr)-Total	0.00036	<DL	0.0010	mg/L		21-MAY-21	R5466698
Cobalt (Co)-Total	0.000130	<DL	0.00050	mg/L		21-MAY-21	R5466698

* Refer to Referenced Information for Qualifiers (if any) and Methodology.

ALS ENVIRONMENTAL ANALYTICAL REPORT

Sample Details/Parameters	Result	Qualifier*	D.L.	Units	Extracted	Analyzed	Batch
L2587824-18 SW29_SW_20210504 Sampled By: SF on 11-MAY-21 @ 11:45 Matrix: SW							
Total Metals							
Copper (Cu)-Total	0.00044	<DL	0.0010	mg/L		21-MAY-21	R5466698
Iron (Fe)-Total	0.336		0.020	mg/L		21-MAY-21	R5466698
Lead (Pb)-Total	0.00010	<T	0.000050	mg/L		21-MAY-21	R5466698
Lithium (Li)-Total	0.0042	<DL	0.050	mg/L		21-MAY-21	R5466698
Magnesium (Mg)-Total	8.67		0.020	mg/L		21-MAY-21	R5466698
Manganese (Mn)-Total	0.0224		0.0010	mg/L		21-MAY-21	R5466698
Mercury (Hg)-Total	0.000005	<DL	0.000030	mg/L		18-MAY-21	R5459224
Molybdenum (Mo)-Total	0.000165	<DL	0.0010	mg/L		21-MAY-21	R5466698
Nickel (Ni)-Total	0.00082	<DL	0.0020	mg/L		21-MAY-21	R5466698
Phosphorus (P)-Total	0.025	<DL	0.050	mg/L		21-MAY-21	R5466698
Potassium (K)-Total	0.74		0.50	mg/L		21-MAY-21	R5466698
Rubidium (Rb)-Total	0.00142		0.00020	mg/L		21-MAY-21	R5466698
Selenium (Se)-Total	0.000115	<T	0.000050	mg/L		21-MAY-21	R5466698
Silicon (Si)-Total	0.730		0.10	mg/L		21-MAY-21	R5466698
Silver (Ag)-Total	<0.000001	<W	0.00010	mg/L		21-MAY-21	R5466698
Sodium (Na)-Total	1.91		0.10	mg/L		21-MAY-21	R5466698
Strontium (Sr)-Total	0.0392		0.0010	mg/L		21-MAY-21	R5466698
Sulfur (S)-Total	2.4		0.50	mg/L		21-MAY-21	R5466698
Tellurium (Te)-Total	<0.00002	<W	0.0010	mg/L		21-MAY-21	R5466698
Thallium (Tl)-Total	<0.000005	<W	0.00030	mg/L		21-MAY-21	R5466698
Thorium (Th)-Total	0.00006	<DL	0.00010	mg/L		21-MAY-21	R5466698
Tin (Sn)-Total	0.00002	<DL	0.0010	mg/L		21-MAY-21	R5466698
Titanium (Ti)-Total	0.00327		0.0020	mg/L		21-MAY-21	R5466698
Tungsten (W)-Total	<0.00001	<W	0.010	mg/L		21-MAY-21	R5466698
Uranium (U)-Total	0.000105	<DL	0.0050	mg/L		21-MAY-21	R5466698
Vanadium (V)-Total	0.00065	<DL	0.0010	mg/L		21-MAY-21	R5466698
Zinc (Zn)-Total	0.0005	<DL	0.0030	mg/L		21-MAY-21	R5466698
Zirconium (Zr)-Total	0.000316	<DL	0.0010	mg/L		21-MAY-21	R5466698
Dissolved Metals							
Dissolved Metals Filtration Location	LAB					19-MAY-21	R5461356
Aluminum (Al)-Dissolved	0.0758		0.0050	mg/L		20-MAY-21	R5463022
Antimony (Sb)-Dissolved	0.000055	<DL	0.00060	mg/L		20-MAY-21	R5463022
Arsenic (As)-Dissolved	0.000918	<DL	0.0010	mg/L		20-MAY-21	R5463022
Barium (Ba)-Dissolved	0.0103		0.010	mg/L		20-MAY-21	R5463022
Beryllium (Be)-Dissolved	0.000012	<DL	0.0010	mg/L		20-MAY-21	R5463022
Bismuth (Bi)-Dissolved	<0.000002	<W	0.0010	mg/L		20-MAY-21	R5463022
Boron (B)-Dissolved	0.0085	<DL	0.050	mg/L		20-MAY-21	R5463022
Cadmium (Cd)-Dissolved	0.0000030	<DL	0.000017	mg/L		20-MAY-21	R5463022
Calcium (Ca)-Dissolved	17.3		0.20	mg/L		20-MAY-21	R5463022
Cesium (Cs)-Dissolved	<0.0000005	<W	0.000010	mg/L		20-MAY-21	R5463022
Chromium (Cr)-Dissolved	0.00020	<DL	0.0010	mg/L		20-MAY-21	R5463022

* Refer to Referenced Information for Qualifiers (if any) and Methodology.

ALS ENVIRONMENTAL ANALYTICAL REPORT

Sample Details/Parameters	Result	Qualifier*	D.L.	Units	Extracted	Analyzed	Batch
L2587824-18 SW29_SW_20210504 Sampled By: SF on 11-MAY-21 @ 11:45 Matrix: SW							
Dissolved Metals							
Cobalt (Co)-Dissolved	0.000060	<DL	0.00050	mg/L		20-MAY-21	R5463022
Copper (Cu)-Dissolved	0.00038	<DL	0.0010	mg/L		20-MAY-21	R5463022
Iron (Fe)-Dissolved	0.245		0.020	mg/L		20-MAY-21	R5463022
Lead (Pb)-Dissolved	0.00003	<DL	0.000050	mg/L		20-MAY-21	R5463022
Lithium (Li)-Dissolved	0.0032	<DL	0.050	mg/L		20-MAY-21	R5463022
Magnesium (Mg)-Dissolved	8.72		0.020	mg/L		20-MAY-21	R5463022
Manganese (Mn)-Dissolved	0.00318		0.0010	mg/L		20-MAY-21	R5463022
Mercury (Hg)-Dissolved	0.000005	<DL	0.000030	mg/L		18-MAY-21	R5459219
Molybdenum (Mo)-Dissolved	0.000180	<DL	0.0010	mg/L		20-MAY-21	R5463022
Nickel (Ni)-Dissolved	0.00070	<DL	0.0020	mg/L		20-MAY-21	R5463022
Phosphorus (P)-Dissolved	0.005	<DL	0.050	mg/L		20-MAY-21	R5463022
Potassium (K)-Dissolved	0.73		0.50	mg/L		20-MAY-21	R5463022
Rubidium (Rb)-Dissolved	0.00137		0.00020	mg/L		20-MAY-21	R5463022
Selenium (Se)-Dissolved	0.000170	<T	0.000050	mg/L		20-MAY-21	R5463022
Silicon (Si)-Dissolved	0.625		0.050	mg/L		20-MAY-21	R5463022
Silver (Ag)-Dissolved	<0.0000005	<W	0.00010	mg/L		20-MAY-21	R5463022
Sodium (Na)-Dissolved	1.88		0.10	mg/L		20-MAY-21	R5463022
Strontium (Sr)-Dissolved	0.0394		0.0010	mg/L		20-MAY-21	R5463022
Sulfur (S)-Dissolved	1.6		0.50	mg/L		20-MAY-21	R5463022
Tellurium (Te)-Dissolved	<0.00001	<W	0.0010	mg/L		20-MAY-21	R5463022
Thallium (Tl)-Dissolved	<0.000002	<W	0.00030	mg/L		20-MAY-21	R5463022
Thorium (Th)-Dissolved	<0.00001	<W	0.00010	mg/L		20-MAY-21	R5463022
Tin (Sn)-Dissolved	0.000005	<DL	0.0010	mg/L		20-MAY-21	R5463022
Titanium (Ti)-Dissolved	0.00168	<DL	0.0020	mg/L		20-MAY-21	R5463022
Tungsten (W)-Dissolved	0.000030	<DL	0.010	mg/L		20-MAY-21	R5463022
Uranium (U)-Dissolved	0.000101	<DL	0.0050	mg/L		20-MAY-21	R5463022
Vanadium (V)-Dissolved	0.00040	<DL	0.0010	mg/L		20-MAY-21	R5463022
Zinc (Zn)-Dissolved	0.0004	<DL	0.0030	mg/L		20-MAY-21	R5463022
Zirconium (Zr)-Dissolved	0.000302	<DL	0.0010	mg/L		20-MAY-21	R5463022
Aggregate Organics							
Biochemical Oxygen Demand	<2.0		2.0	mg/L		14-MAY-21	R5460131
Chemical Oxygen Demand	113		10	mg/L	18-MAY-21	20-MAY-21	R5460743
Oil and Grease, Total	0.4	<DL	1.0	mg/L	19-MAY-21	19-MAY-21	R5460265
L2587824-19 TB_SW_20210504 Sampled By: SF on 14-MAY-21 @ 08:32 Matrix: SW							
Physical Tests							
Color, True	<2.0		2.0	CU		15-MAY-21	R5458090
Conductivity (EC)	0.4	<DL	1.0	uS/cm		14-MAY-21	R5458110
Hardness (as CaCO3)	<0.51		0.51	mg/L		25-MAY-21	
pH	5.76		0.10	pH		14-MAY-21	R5458110
Total Suspended Solids	0.5	<DL	3.0	mg/L		17-MAY-21	R5459065

* Refer to Referenced Information for Qualifiers (if any) and Methodology.

ALS ENVIRONMENTAL ANALYTICAL REPORT

Sample Details/Parameters	Result	Qualifier*	D.L.	Units	Extracted	Analyzed	Batch
L2587824-19 TB_SW_20210504 Sampled By: SF on 14-MAY-21 @ 08:32 Matrix: SW							
Physical Tests							
Total Dissolved Solids	<2	<W	10	mg/L		17-MAY-21	R5459091
Turbidity	<0.10		0.10	NTU		15-MAY-21	R5458129
Anions and Nutrients							
Acidity (as CaCO3)	<0.2	<W	2.0	mg/L		17-MAY-21	R5459057
Alkalinity, Total (as CaCO3)	0.8	<DL	2.0	mg/L		14-MAY-21	R5458110
Ammonia, Total (as N)	<0.002	<W	0.0050	mg/L		19-MAY-21	R5460097
Chloride (Cl)	<0.10		0.10	mg/L	14-MAY-21	17-MAY-21	R5459010
Fluoride (F)	<0.020		0.020	mg/L	14-MAY-21	17-MAY-21	R5459010
Nitrate (as N)	<0.002	<W	0.020	mg/L		17-MAY-21	R5459010
Nitrite (as N)	<0.001	<W	0.010	mg/L		17-MAY-21	R5459010
Total Kjeldahl Nitrogen	<0.050		0.050	mg/L	18-MAY-21	20-MAY-21	R5460833
Orthophosphate-Dissolved (as P)	<0.0030		0.0030	mg/L	14-MAY-21	17-MAY-21	R5459084
Sulfate (SO4)	<0.05	<W	0.30	mg/L		17-MAY-21	R5459010
Cyanides							
Cyanide, Weak Acid Diss	0.0004	<DL	0.0020	mg/L		17-MAY-21	R5459134
Cyanide, Total	0.0004	<DL	0.0020	mg/L		17-MAY-21	R5459134
Cyanide, Free	0.0002	<DL	0.0020	mg/L		17-MAY-21	R5459134
Organic / Inorganic Carbon							
Dissolved Organic Carbon	<0.50		0.50	mg/L	14-MAY-21	18-MAY-21	R5459708
Total Organic Carbon	<0.50		0.50	mg/L		20-MAY-21	R5461782
Total Metals							
Aluminum (Al)-Total	<0.0002	<W	0.0050	mg/L		21-MAY-21	R5466698
Antimony (Sb)-Total	0.000010	<DL	0.00060	mg/L		21-MAY-21	R5466698
Arsenic (As)-Total	<0.00001	<W	0.0010	mg/L		21-MAY-21	R5466698
Barium (Ba)-Total	<0.00001	<W	0.010	mg/L		21-MAY-21	R5466698
Beryllium (Be)-Total	<0.0000001	<W	0.0010	mg/L		21-MAY-21	R5466698
Bismuth (Bi)-Total	<0.00001	<W	0.0010	mg/L		21-MAY-21	R5466698
Boron (B)-Total	0.0045	<DL	0.050	mg/L		21-MAY-21	R5466698
Cadmium (Cd)-Total	<0.000001	<W	0.000017	mg/L		21-MAY-21	R5466698
Calcium (Ca)-Total	0.024	<DL	0.20	mg/L		21-MAY-21	R5466698
Cesium (Cs)-Total	0.0000020	<DL	0.000010	mg/L		21-MAY-21	R5466698
Chromium (Cr)-Total	0.00012	<DL	0.0010	mg/L		21-MAY-21	R5466698
Cobalt (Co)-Total	<0.000005	<W	0.00050	mg/L		21-MAY-21	R5466698
Copper (Cu)-Total	<0.00002	<W	0.0010	mg/L		21-MAY-21	R5466698
Iron (Fe)-Total	<0.0005	<W	0.020	mg/L		21-MAY-21	R5466698
Lead (Pb)-Total	<0.00001	<W	0.000050	mg/L		21-MAY-21	R5466698
Lithium (Li)-Total	<0.0002	<W	0.050	mg/L		21-MAY-21	R5466698
Magnesium (Mg)-Total	0.0018	<DL	0.020	mg/L		21-MAY-21	R5466698
Manganese (Mn)-Total	<0.0002	<W	0.0010	mg/L		21-MAY-21	R5466698
Mercury (Hg)-Total	<0.000005	<W	0.000030	mg/L		18-MAY-21	R5459224
Molybdenum (Mo)-Total	<0.000005	<W	0.0010	mg/L		21-MAY-21	R5466698
Nickel (Ni)-Total	<0.00002	<W	0.0020	mg/L		21-MAY-21	R5466698

* Refer to Referenced Information for Qualifiers (if any) and Methodology.

ALS ENVIRONMENTAL ANALYTICAL REPORT

Sample Details/Parameters	Result	Qualifier*	D.L.	Units	Extracted	Analyzed	Batch
L2587824-19 TB_SW_20210504 Sampled By: SF on 14-MAY-21 @ 08:32 Matrix: SW							
Total Metals							
Phosphorus (P)-Total	0.010	<DL	0.050	mg/L		21-MAY-21	R5466698
Potassium (K)-Total	<0.01	<W	0.50	mg/L		21-MAY-21	R5466698
Rubidium (Rb)-Total	<0.000002	<W	0.00020	mg/L		21-MAY-21	R5466698
Selenium (Se)-Total	0.000025	<DL	0.000050	mg/L		21-MAY-21	R5466698
Silicon (Si)-Total	0.026	<DL	0.10	mg/L		21-MAY-21	R5466698
Silver (Ag)-Total	<0.000001	<W	0.00010	mg/L		21-MAY-21	R5466698
Sodium (Na)-Total	0.030	<DL	0.10	mg/L		21-MAY-21	R5466698
Strontium (Sr)-Total	0.000065	<DL	0.0010	mg/L		21-MAY-21	R5466698
Sulfur (S)-Total	<0.2	<W	0.50	mg/L		21-MAY-21	R5466698
Tellurium (Te)-Total	<0.00002	<W	0.0010	mg/L		21-MAY-21	R5466698
Thallium (Tl)-Total	<0.000005	<W	0.00030	mg/L		21-MAY-21	R5466698
Thorium (Th)-Total	0.00001	<DL	0.00010	mg/L		21-MAY-21	R5466698
Tin (Sn)-Total	0.00006	<DL	0.0010	mg/L		21-MAY-21	R5466698
Titanium (Ti)-Total	<0.00001	<W	0.0020	mg/L		21-MAY-21	R5466698
Tungsten (W)-Total	<0.00001	<W	0.010	mg/L		21-MAY-21	R5466698
Uranium (U)-Total	0.0000010	<DL	0.0050	mg/L		21-MAY-21	R5466698
Vanadium (V)-Total	<0.00005	<W	0.0010	mg/L		21-MAY-21	R5466698
Zinc (Zn)-Total	<0.0005	<W	0.0030	mg/L		21-MAY-21	R5466698
Zirconium (Zr)-Total	<0.000002	<W	0.0010	mg/L		21-MAY-21	R5466698
Dissolved Metals							
Dissolved Metals Filtration Location	FIELD					19-MAY-21	R5461357
Aluminum (Al)-Dissolved	<0.0002	<W	0.0050	mg/L		20-MAY-21	R5463022
Antimony (Sb)-Dissolved	<0.000005	<W	0.00060	mg/L		20-MAY-21	R5463022
Arsenic (As)-Dissolved	<0.0000002	<W	0.0010	mg/L		20-MAY-21	R5463022
Barium (Ba)-Dissolved	<0.000005	<W	0.010	mg/L		20-MAY-21	R5463022
Beryllium (Be)-Dissolved	<0.000002	<W	0.0010	mg/L		20-MAY-21	R5463022
Bismuth (Bi)-Dissolved	<0.000002	<W	0.0010	mg/L		20-MAY-21	R5463022
Boron (B)-Dissolved	0.0040	<DL	0.050	mg/L		20-MAY-21	R5463022
Cadmium (Cd)-Dissolved	<0.0000005	<W	0.000017	mg/L		20-MAY-21	R5463022
Calcium (Ca)-Dissolved	0.014	<DL	0.20	mg/L		20-MAY-21	R5463022
Cesium (Cs)-Dissolved	<0.0000005	<W	0.000010	mg/L		20-MAY-21	R5463022
Chromium (Cr)-Dissolved	0.00009	<DL	0.0010	mg/L		20-MAY-21	R5463022
Cobalt (Co)-Dissolved	<0.000002	<W	0.00050	mg/L		20-MAY-21	R5463022
Copper (Cu)-Dissolved	<0.00002	<W	0.0010	mg/L		20-MAY-21	R5463022
Iron (Fe)-Dissolved	<0.0005	<W	0.020	mg/L		20-MAY-21	R5463022
Lead (Pb)-Dissolved	<0.00001	<W	0.000050	mg/L		20-MAY-21	R5463022
Lithium (Li)-Dissolved	<0.0002	<W	0.050	mg/L		20-MAY-21	R5463022
Magnesium (Mg)-Dissolved	<0.0005	<W	0.020	mg/L		20-MAY-21	R5463022
Manganese (Mn)-Dissolved	<0.00002	<W	0.0010	mg/L		20-MAY-21	R5463022
Mercury (Hg)-Dissolved	<0.000005	<W	0.000030	mg/L		18-MAY-21	R5459219
Molybdenum (Mo)-Dissolved	<0.000002	<W	0.0010	mg/L		20-MAY-21	R5463022

* Refer to Referenced Information for Qualifiers (if any) and Methodology.

ALS ENVIRONMENTAL ANALYTICAL REPORT

Sample Details/Parameters	Result	Qualifier*	D.L.	Units	Extracted	Analyzed	Batch
L2587824-19 TB_SW_20210504 Sampled By: SF on 14-MAY-21 @ 08:32 Matrix: SW							
Dissolved Metals							
Nickel (Ni)-Dissolved	<0.00002	<W	0.0020	mg/L		20-MAY-21	R5463022
Phosphorus (P)-Dissolved	<0.005	<W	0.050	mg/L		20-MAY-21	R5463022
Potassium (K)-Dissolved	<0.01	<W	0.50	mg/L		20-MAY-21	R5463022
Rubidium (Rb)-Dissolved	<0.000002	<W	0.00020	mg/L		20-MAY-21	R5463022
Selenium (Se)-Dissolved	<0.000005	<W	0.000050	mg/L		20-MAY-21	R5463022
Silicon (Si)-Dissolved	0.020	<DL	0.050	mg/L		20-MAY-21	R5463022
Silver (Ag)-Dissolved	<0.0000005	<W	0.00010	mg/L		20-MAY-21	R5463022
Sodium (Na)-Dissolved	0.020	<DL	0.10	mg/L		20-MAY-21	R5463022
Strontium (Sr)-Dissolved	<0.00002	<W	0.0010	mg/L		20-MAY-21	R5463022
Sulfur (S)-Dissolved	<0.2	<W	0.50	mg/L		20-MAY-21	R5463022
Tellurium (Te)-Dissolved	<0.00001	<W	0.0010	mg/L		20-MAY-21	R5463022
Thallium (Tl)-Dissolved	<0.000002	<W	0.00030	mg/L		20-MAY-21	R5463022
Thorium (Th)-Dissolved	<0.00001	<W	0.00010	mg/L		20-MAY-21	R5463022
Tin (Sn)-Dissolved	0.000040	<DL	0.0010	mg/L		20-MAY-21	R5463022
Titanium (Ti)-Dissolved	<0.00002	<W	0.0020	mg/L		20-MAY-21	R5463022
Tungsten (W)-Dissolved	<0.000002	<W	0.010	mg/L		20-MAY-21	R5463022
Uranium (U)-Dissolved	<0.0000005	<W	0.0050	mg/L		20-MAY-21	R5463022
Vanadium (V)-Dissolved	<0.00002	<W	0.0010	mg/L		20-MAY-21	R5463022
Zinc (Zn)-Dissolved	<0.0002	<W	0.0030	mg/L		20-MAY-21	R5463022
Zirconium (Zr)-Dissolved	<0.000002	<W	0.0010	mg/L		20-MAY-21	R5463022
Aggregate Organics							
Biochemical Oxygen Demand	<2.0		2.0	mg/L		14-MAY-21	R5460131
Chemical Oxygen Demand	<10		10	mg/L	18-MAY-21	20-MAY-21	R5460743
Oil and Grease, Total	0.4	<DL	1.0	mg/L	20-MAY-21	20-MAY-21	R5460969

* Refer to Referenced Information for Qualifiers (if any) and Methodology.

Reference Information

QC Samples with Qualifiers & Comments:

QC Type Description	Parameter	Qualifier	Applies to Sample Number(s)
Method Blank	Ammonia, Total (as N)	MB-LOR	L2587824-1, -10, -11, -12, -13, -14, -15, -16, -17, -18, -19, -2, -3, -4, -5, -6, -7, -8, -9
Matrix Spike	Calcium (Ca)-Dissolved	MS-B	L2587824-1, -10, -11, -12, -13, -14, -15, -16, -17, -19, -2, -3, -4, -5, -6, -7, -8, -9
Matrix Spike	Magnesium (Mg)-Dissolved	MS-B	L2587824-1, -10, -11, -12, -13, -14, -15, -16, -17, -19, -2, -3, -4, -5, -6, -7, -8, -9
Matrix Spike	Manganese (Mn)-Dissolved	MS-B	L2587824-1, -10, -11, -12, -13, -14, -15, -16, -17, -19, -2, -3, -4, -5, -6, -7, -8, -9
Matrix Spike	Sodium (Na)-Dissolved	MS-B	L2587824-1, -10, -11, -12, -13, -14, -15, -16, -17, -19, -2, -3, -4, -5, -6, -7, -8, -9
Matrix Spike	Strontium (Sr)-Dissolved	MS-B	L2587824-1, -10, -11, -12, -13, -14, -15, -16, -17, -19, -2, -3, -4, -5, -6, -7, -8, -9
Matrix Spike	Calcium (Ca)-Total	MS-B	L2587824-1, -10, -11, -12, -13, -14, -15, -16, -17, -18, -19, -2, -3, -4, -5, -6, -7, -8, -9
Matrix Spike	Magnesium (Mg)-Total	MS-B	L2587824-1, -10, -11, -12, -13, -14, -15, -16, -17, -18, -19, -2, -3, -4, -5, -6, -7, -8, -9
Matrix Spike	Manganese (Mn)-Total	MS-B	L2587824-1, -10, -11, -12, -13, -14, -15, -16, -17, -18, -19, -2, -3, -4, -5, -6, -7, -8, -9
Matrix Spike	Strontium (Sr)-Total	MS-B	L2587824-1, -10, -11, -12, -13, -14, -15, -16, -17, -18, -19, -2, -3, -4, -5, -6, -7, -8, -9
Matrix Spike	Total Kjeldahl Nitrogen	MS-B	L2587824-18, -19

Sample Parameter Qualifier key listed:

Qualifier	Description
<DL	Recorded value = measured amount <LMDL (non-zero)
<T	A Measurable Trace Amount: Interpret With Caution
<W	No Measurable Response (Zero): < Reported Value
DLM	Detection Limit Adjusted due to sample matrix effects (e.g. chemical interference, colour, turbidity).
MB-LOR	Method Blank exceeds ALS DQO. Limits of Reporting have been adjusted for samples with positive hits below 5x blank level.
MS-B	Matrix Spike recovery could not be accurately calculated due to high analyte background in sample.

Test Method References:

ALS Test Code	Matrix	Test Description	Method Reference**
ACY-MISA-TB	Effluent	Acidity (as CaCO3)	APHA 2310 B-POTENTIOMETRIC TITRATION

Aqueous matrices are analyzed by potentiometry. Acidity reported includes acidity caused by hydrolyzable metals present in the sample.

ALK-MISA-TB	Effluent	Alkalinity, Total (as CaCO3)	APHA 2320 B-Auto-Pot. Titration

This analysis is carried out using procedures adapted from APHA Method 2320 "Alkalinity". Total alkalinity is determined by potentiometric titration to a pH 4.5 endpoint. Bicarbonate, carbonate and hydroxide alkalinity are calculated from phenolphthalein alkalinity and total alkalinity values.

BOD-TB	Water	Biochemical Oxygen Demand (BOD)	APHA 5210 B- BIOCHEMICAL OXYGEN DEMAND

All forms of biochemical oxygen demand (BOD) are determined by diluting and incubating a sample for a specified time period, and measuring the oxygen depletion using a dissolved oxygen meter. Dissolved BOD (SOLUBLE) is determined by filtering the sample through a glass fibre filter prior to dilution. Carbonaceous BOD (CBOD) is determined by adding a nitrification inhibitor to the diluted sample prior to incubation.

CL-L-IC-N-TB	Water	Chloride in Water by IC (Low Level)	EPA 300.1 (mod)

Inorganic anions are analyzed by Ion Chromatography with conductivity and/or UV detection.

CN-FREE-MISA-CFA-WT	Effluent	Free Cyanide by Continuous Flow Analyzer	ASTM D7237-10 (modified)

This analysis is carried out using procedures adapted from ASTM Method 7237 "Free Cyanide with Flow Injection Analysis (FIA) Utilizing Gas Diffusion Separation and Amperometric Detection". Free cyanide is determined by in-line gas diffusion at pH 6 with final determination by colourimetric analysis.

CN-T-MISA-CFA-WT	Effluent	Total Cyanide by CFA	ISO 14403-2:2012 (modified)

This analysis is carried out using procedures adapted from ISO Method 14403:2002 "Determination of Total Cyanide using Flow Analysis (FIA and CFA)". Total or strong acid dissociable (SAD) cyanide is determined by in-line UV digestion along with sample distillation and final determination by colourimetric analysis.
Method Limitation: This method is susceptible to interference from thiocyanate (SCN). If SCN is present in the sample, there could be a positive interference with this method, but it would be less than 1% and could be as low as zero.

CN-WAD-MISA-CFA-WT	Effluent	Weak Acid Dissociable Cyanide by CFA	APHA 4500-CN CYANIDE (modified)

This analysis is carried out using procedures adapted from APHA Method 4500-CN I. "Weak Acid Dissociable Cyanide". Weak Acid Dissociable (WAD) cyanide is determined by in-line sample distillation with final determination by colourimetric analysis.

Reference Information

COD-TB	Water	Chemical Oxygen Demand	APHA 5220D

This analysis is carried out using procedures adapted from APHA Method 5220 "Chemical Oxygen Demand (COD)". Chemical oxygen demand is determined using the closed reflux colourimetric method.

COLOUR-TB	Water	Colour, True	APHA 2120 C

True Colour in aqueous matrices is analyzed using colourimetric detection. This is determined by filtering a sample through a 0.45 micron membrane filter followed by analysis of the filtrate using a platinum-cobalt standard.

DOC-WT	Effluent	Dissolved Organic Carbon for MISA	APHA 5310 B-Instrumental
EC-MISA-TB	Effluent	Conductivity (EC)	APHA 2510 B-ELECTRODE

This analysis is carried out using procedures adapted from APHA Method 2510 "Conductivity". Conductivity is determined using a conductivity electrode.

F-IC-N-TB	Water	Fluoride in Water by IC	EPA 300.1 (mod)

Inorganic anions are analyzed by Ion Chromatography with conductivity and/or UV detection.

HARDNESS-CALC-TB	Effluent	Hardness (as CaCO3)	CALCULATION
HG-DIS-WT	Effluent	Mercury (Hg)-Dissolved for MISA	SW846 7470A
HG-TOT-WT	Effluent	Mercury (Hg)-Total for MISA	SW846 7470A
MET-D-MISA-TB	Effluent	Dissolved Metals in Water (MISA)	APHA 3030B/6020B (mod)

Water samples are filtered (0.45 um), preserved with nitric acid, and analyzed by CRC ICPMS.

Method Limitation (re: Sulfur): Sulfide and volatile sulfur species may not be recovered by this method.

MET-T-MISA-TB	Effluent	Total Metals in Water (MISA)	EPA 200.2/6020B (mod)

Water samples are digested with nitric and hydrochloric acids, and analyzed by CRC ICPMS.

Method Limitation (re: Sulfur): Sulfide and volatile sulfur species may not be recovered by this method.

NH3-MISA-F-TB	Effluent	Ammonia by Discrete Analyzer	catnr 157/158 062217/99321057 (modified)

Ammonia is determined by Flow-injection analysis with fluorescence detection

NH3-UNION-CALC-TB	Effluent	Un-ionized ammonia	Calculation
NO2-MISA-IC-TB	Effluent	Nitrite in Water by IC	EPA 300.1 (mod)

Anions in aqueous matrices are analyzed using ion chromatography with conductivity and/or UV absorbance detectors.

NO3-MISA-IC-TB	Effluent	Nitrate in Water by IC	EPA 300.1 (mod)

Anions in aqueous matrices are analyzed using ion chromatography with conductivity and/or UV absorbance detectors.

OGG-TOT-WT	Effluent	Oil and Grease, Total for MISA	APHA 5520 B-Hexane Gravimetric
PH-CLIENT-TB	Water	pH	Result supplied by Client
PH-MISA-TB	Effluent	pH	APHA 4500-H-ELECTRODE

This analysis is carried out using procedures adapted from APHA Method 4500-H "pH Value". The pH is determined in the laboratory using a pH electrode

PO4-DO-COL-TB	Water	Dissolved Orthophosphate	APHA 4500-P B, F, G (modified)

Phosphorus in aqueous matrices is analyzed using discrete Analyzer with colourimetric detection.

RA226-MMER-BE	Water	Radium 226	Radium Isotopes by Alpha Spectrometry

Determination of Gamma Emitting Radionuclides In
Water and Solids by Gamma Spectrometry.

Reference Information

SO4-MISA-IC-TB	Effluent	Sulfate in Water by IC	EPA 300.1 (mod)

Anions in aqueous matrices are analyzed using ion chromatography with conductivity and/or UV absorbance detectors.

TDS-MISA-TB	Effluent	Total Dissolved Solids	APHA 2540 C (modified)

Aqueous matrices are analyzed using gravimetry and evaporation

TEMP-CLIENT-TB	Water	Temperature	Result supplied by Client
TKN-F-TB	Water	TKN in Water by Fluorescence	catnr 157/158, 062818/99334821

Total Kjeldahl Nitrogen is determined using block digestion followed by Flow-injection analysis with fluorescence detection

TOC-WT	Water	Total Organic Carbon	APHA 5310B

Sample is injected into a heated reaction chamber which is packed with an oxidative catalyst. The water is vaporized and the organic cabon is oxidized to carbon dioxide. The carbon dioxide is transported in a carrier gas and is measured by a non-dispersive infrared detector.

TSS-MISA-TB	Effluent	Total Suspended Solids	APHA 2540 D (modified)

Aqueous matrices are analyzed using gravimetry

TURBIDITY-TB	Water	Turbidity	APHA 2130 B-Nephelometer

Aqueous matrices are analyzed using nephelometry with the light scatter measured at a 90” angle.

** ALS test methods may incorporate modifications from specified reference methods to improve performance.

The last two letters of the above test code(s) indicate the laboratory that performed analytical analysis for that test. Refer to the list below:

Laboratory Definition Code	Laboratory Location
TB	ALS ENVIRONMENTAL - THUNDER BAY, ONTARIO, CANADA
WT	ALS ENVIRONMENTAL - WATERLOO, ONTARIO, CANADA
BE	BECQUEREL LABORATORIES INC. - MISSISSAUGA, ONTARIO, CANADA

Chain of Custody Numbers:

GLOSSARY OF REPORT TERMS

Surrogates are compounds that are similar in behaviour to target analyte(s), but that do not normally occur in environmental samples. For applicable tests, surrogates are added to samples prior to analysis as a check on recovery. In reports that display the D.L. column, laboratory objectives for surrogates are listed there.
mg/kg - milligrams per kilogram based on dry weight of sample
mg/kg wwt - milligrams per kilogram based on wet weight of sample
mg/kg lwt - milligrams per kilogram based on lipid weight of sample
mg/L - unit of concentration based on volume, parts per million.
< - Less than.
D.L. - The reporting limit.
N/A - Result not available. Refer to qualifier code and definition for explanation.

Test results reported relate only to the samples as received by the laboratory.
UNLESS OTHERWISE STATED, ALL SAMPLES WERE RECEIVED IN ACCEPTABLE CONDITION.
Analytical results in unsigned test reports with the DRAFT watermark are subject to change, pending final QC review.

Quality Control Report

Workorder: L2587824 Report Date: 23-JUN-21

Client: New Gold Inc. Rainy River Project
24 Marr Rd
Barwick ON P0W 1A0
Contact: Garnet Cornell

Test	Matrix	Reference	Result	Qualifier	Units	RPD	Limit	Analyzed
BOD-TB	**Water**							
Batch R5460131								
WG3534768-8 DUP		**L2587824-17**						
Biochemical Oxygen Demand		<2.0	<2.0	RPD-NA	mg/L	N/A	30	14-MAY-21
WG3534768-2 LCS								
Biochemical Oxygen Demand			108.4		%		85-115	14-MAY-21
WG3534768-6 LCS								
Biochemical Oxygen Demand			96.8		%		85-115	14-MAY-21
WG3534768-1 MB								
Biochemical Oxygen Demand			<2.0		mg/L		2	14-MAY-21
WG3534768-5 MB								
Biochemical Oxygen Demand			<2.0		mg/L		2	14-MAY-21
CL-L-IC-N-TB	**Water**							
Batch R5459010								
WG3535046-3 DUP		**L2587914-22**						
Chloride (Cl)		3.73	3.72		mg/L	0.2	20	17-MAY-21
WG3535048-3 DUP		**L2587914-11**						
Chloride (Cl)		8.89	8.62		mg/L	3.1	20	17-MAY-21
WG3535052-3 DUP		**L2587782-6**						
Chloride (Cl)		0.57	0.48		mg/L	16	20	17-MAY-21
WG3535046-2 LCS								
Chloride (Cl)			102.2		%		90-110	17-MAY-21
WG3535048-2 LCS								
Chloride (Cl)			102.8		%		90-110	17-MAY-21
WG3535052-2 LCS								
Chloride (Cl)			104.1		%		90-110	17-MAY-21
WG3535046-1 MB								
Chloride (Cl)			<0.10		mg/L		0.1	17-MAY-21
WG3535048-1 MB								
Chloride (Cl)			<0.10		mg/L		0.1	17-MAY-21
WG3535052-1 MB								
Chloride (Cl)			<0.10		mg/L		0.1	17-MAY-21
WG3535046-4 MS		**L2587914-23**						
Chloride (Cl)			98.6		%		75-125	17-MAY-21
WG3535048-4 MS		**L2587824-9**						
Chloride (Cl)			97.9		%		75-125	17-MAY-21
COD-TB	**Water**							

Quality Control Report

Client: New Gold Inc. Rainy River Project
24 Marr Rd
Barwick ON P0W 1A0
Contact: Garnet Cornell

Test	Matrix	Reference	Result	Qualifier	Units	RPD	Limit	Analyzed
COD-TB	**Water**							
Batch R5460001								
WG3536923-2 LCS								
Chemical Oxygen Demand			109.8		%		85-115	19-MAY-21
WG3536923-1 MB								
Chemical Oxygen Demand			<10		mg/L		10	19-MAY-21
Batch R5460743								
WG3537046-3 DUP		**L2588043-4**						
Chemical Oxygen Demand		24	24		mg/L	2.1	20	20-MAY-21
WG3537046-2 LCS								
Chemical Oxygen Demand			107.6		%		85-115	20-MAY-21
WG3537046-1 MB								
Chemical Oxygen Demand			<10		mg/L		10	20-MAY-21
WG3537046-4 MS		**L2588043-5**						
Chemical Oxygen Demand			107.2		%		75-125	20-MAY-21
COLOUR-TB	**Water**							
Batch R5458090								
WG3535037-3 DUP		**L2587824-8**						
Color, True		58.6	59.0		CU	0.6	20	15-MAY-21
WG3535037-2 LCS								
Color, True			97.2		%		85-115	15-MAY-21
WG3535037-1 MB								
Color, True			<2.0		CU		2	15-MAY-21
F-IC-N-TB	**Water**							
Batch R5459010								
WG3535046-2 LCS								
Fluoride (F)			106.4		%		90-110	17-MAY-21
WG3535048-2 LCS								
Fluoride (F)			105.5		%		90-110	17-MAY-21
WG3535052-2 LCS								
Fluoride (F)			101.8		%		90-110	17-MAY-21
WG3535046-1 MB								
Fluoride (F)			<0.020		mg/L		0.02	17-MAY-21
WG3535048-1 MB								
Fluoride (F)			<0.020		mg/L		0.02	17-MAY-21
WG3535052-1 MB								
Fluoride (F)			<0.020		mg/L		0.02	17-MAY-21
WG3535048-4 MS		**L2587824-9**						
Fluoride (F)			103.6		%		75-125	17-MAY-21

Quality Control Report

Client: New Gold Inc. Rainy River Project
24 Marr Rd
Barwick ON P0W 1A0
Contact: Garnet Cornell

Test	Matrix	Reference	Result	Qualifier	Units	RPD	Limit	Analyzed
PO4-DO-COL-TB	**Water**							
Batch R5459084								
WG3535043-3 DUP		**L2587824-12**						
Orthophosphate-Dissolved (as P)		0.0036	0.0055	J	mg/L	0.0018	0.006	17-MAY-21
WG3535043-2 LCS								
Orthophosphate-Dissolved (as P)			96.0		%		80-120	17-MAY-21
WG3535043-1 MB								
Orthophosphate-Dissolved (as P)			<0.0030		mg/L		0.003	17-MAY-21
WG3535043-4 MS		**L2587824-19**						
Orthophosphate-Dissolved (as P)			97.0		%		70-130	17-MAY-21
TKN-F-TB	**Water**							
Batch R5460833								
WG3537039-3 DUP		**L2588043-2**						
Total Kjeldahl Nitrogen		0.941	0.884		mg/L	6.3	20	20-MAY-21
WG3536918-2 LCS								
Total Kjeldahl Nitrogen			101.8		%		75-125	20-MAY-21
WG3537039-2 LCS								
Total Kjeldahl Nitrogen			101.8		%		75-125	20-MAY-21
WG3536918-1 MB								
Total Kjeldahl Nitrogen			<0.050		mg/L		0.05	20-MAY-21
WG3537039-1 MB								
Total Kjeldahl Nitrogen			<0.050		mg/L		0.05	20-MAY-21
WG3537039-4 MS		**L2588043-3**						
Total Kjeldahl Nitrogen			N/A	MS-B	%		-	20-MAY-21
TOC-WT	**Water**							
Batch R5461782								
WG3538250-3 DUP		**L2587824-1**						
Total Organic Carbon		<0.50	<0.50	RPD-NA	mg/L	N/A	20	20-MAY-21
WG3538250-2 LCS								
Total Organic Carbon			109.9		%		80-120	20-MAY-21
WG3538250-1 MB								
Total Organic Carbon			<0.50		mg/L		0.5	20-MAY-21
WG3538250-4 MS		**L2587824-1**						
Total Organic Carbon			117.4		%		70-130	20-MAY-21
TURBIDITY-TB	**Water**							
Batch R5457803								
WG3534845-6 DUP		**L2587782-7**						
Turbidity		0.67	0.65		NTU	3.9	15	14-MAY-21
WG3534845-9 DUP		**L2587840-1**						

Quality Control Report

Client: New Gold Inc. Rainy River Project
24 Marr Rd
Barwick ON P0W 1A0
Contact: Garnet Cornell

Test	Matrix	Reference	Result	Qualifier	Units	RPD	Limit	Analyzed
TURBIDITY-TB	**Water**							
Batch R5457803								
WG3534845-9 DUP		**L2587840-1**						
Turbidity		4.29	4.26		NTU	0.7	15	14-MAY-21
WG3534845-5 LCS								
Turbidity			99.97		%		85-115	14-MAY-21
WG3534845-8 LCS								
Turbidity			100.5		%		85-115	14-MAY-21
WG3534845-4 MB								
Turbidity			<0.10		NTU		0.1	14-MAY-21
WG3534845-7 MB								
Turbidity			<0.10		NTU		0.1	14-MAY-21
Batch R5458129								
WG3535437-3 DUP		**L2588043-3**						
Turbidity		1.76	1.83		NTU	3.9	15	15-MAY-21
WG3535437-2 LCS								
Turbidity			100.5		%		85-115	15-MAY-21
WG3535437-1 MB								
Turbidity			<0.10		NTU		0.1	15-MAY-21
ACY-MISA-TB	**Effluent**							
Batch R5459057								
WG3535032-3 DUP		**L2587824-6**						
Acidity (as CaCO3)		1.2	1.2	RPD-NA	mg/L	N/A	20	17-MAY-21
WG3535032-2 LCS								
Acidity (as CaCO3)			93.0		%		85-115	17-MAY-21
WG3535034-2 LCS								
Acidity (as CaCO3)			96.5		%		85-115	17-MAY-21
WG3535032-1 MB								
Acidity (as CaCO3)			1.4		mg/L		4	17-MAY-21
WG3535034-1 MB								
Acidity (as CaCO3)			1.6		mg/L		4	17-MAY-21
ALK-MISA-TB	**Effluent**							
Batch R5458110								
WG3535020-3 DUP		**L2587914-21**						
Alkalinity, Total (as CaCO3)		641	632		mg/L	1.4	20	14-MAY-21
Alkalinity, Phenolphthalein		<0.2	<0.2	RPD-NA	mg/L	N/A	25	14-MAY-21
WG3535023-3 DUP		**L2587914-8**						
Alkalinity, Total (as CaCO3)		369	371		mg/L	0.4	20	14-MAY-21
Alkalinity, Phenolphthalein		<0.2	<0.2	RPD-NA	mg/L	N/A	25	14-MAY-21

Quality Control Report

Client: New Gold Inc. Rainy River Project
24 Marr Rd
Barwick ON P0W 1A0
Contact: Garnet Cornell

Test	Matrix	Reference	Result	Qualifier	Units	RPD	Limit	Analyzed
ALK-MISA-TB	**Effluent**							
Batch R5458110								
WG3535020-2 LCS								
Alkalinity, Total (as CaCO3)			101.5		%		85-115	14-MAY-21
WG3535023-2 LCS								
Alkalinity, Total (as CaCO3)			105.5		%		85-115	14-MAY-21
WG3535027-2 LCS								
Alkalinity, Total (as CaCO3)			104.7		%		85-115	14-MAY-21
WG3535020-1 MB								
Alkalinity, Total (as CaCO3)			0.2		mg/L		2	14-MAY-21
Alkalinity, Phenolphthalein			<0.2		mg/L		2	14-MAY-21
WG3535023-1 MB								
Alkalinity, Total (as CaCO3)			0.2		mg/L		2	14-MAY-21
Alkalinity, Phenolphthalein			<0.2		mg/L		2	14-MAY-21
WG3535027-1 MB								
Alkalinity, Total (as CaCO3)			<0.2		mg/L		2	14-MAY-21
Alkalinity, Phenolphthalein			<0.2		mg/L		2	14-MAY-21
CN-FREE-MISA-CFA-WT	**Effluent**							
Batch R5459134								
WG3536163-3 DUP		**L2587914-5**						
Cyanide, Free		0.0003	0.0003	RPD-NA	mg/L	N/A	20	17-MAY-21
WG3536163-7 DUP		**L2587914-6**						
Cyanide, Free		0.0007	0.0006	RPD-NA	mg/L	N/A	20	17-MAY-21
WG3536163-2 LCS								
Cyanide, Free			100.8		%		80-120	17-MAY-21
WG3536163-6 LCS								
Cyanide, Free			98.7		%		80-120	17-MAY-21
WG3536163-1 MB								
Cyanide, Free			0.0003		mg/L		0.002	17-MAY-21
WG3536163-5 MB								
Cyanide, Free			0.0002		mg/L		0.002	17-MAY-21
WG3536163-4 MS		**L2587914-5**						
Cyanide, Free			113.3		%		75-125	17-MAY-21
WG3536163-8 MS		**L2587914-6**						
Cyanide, Free			109.6		%		75-125	17-MAY-21
CN-T-MISA-CFA-WT	**Effluent**							

Quality Control Report

Client: New Gold Inc. Rainy River Project
24 Marr Rd
Barwick ON P0W 1A0
Contact: Garnet Cornell

Test	Matrix	Reference	Result	Qualifier	Units	RPD	Limit	Analyzed
CN-T-MISA-CFA-WT	**Effluent**							
Batch R5459134								
WG3536163-3 DUP		**L2587914-5**						
Cyanide, Total		<0.0002	<0.0002	RPD-NA	mg/L	N/A	20	17-MAY-21
WG3536163-7 DUP		**L2587914-6**						
Cyanide, Total		0.0004	<0.0002	RPD-NA	mg/L	N/A	20	17-MAY-21
WG3536163-2 LCS								
Cyanide, Total			93.4		%		80-120	17-MAY-21
WG3536163-6 LCS								
Cyanide, Total			90.2		%		80-120	17-MAY-21
WG3536163-1 MB								
Cyanide, Total			<0.0002		mg/L		0.002	17-MAY-21
WG3536163-5 MB								
Cyanide, Total			<0.0002		mg/L		0.002	17-MAY-21
WG3536163-4 MS		**L2587914-5**						
Cyanide, Total			94.3		%		75-125	17-MAY-21
WG3536163-8 MS		**L2587914-6**						
Cyanide, Total			94.0		%		75-125	17-MAY-21
CN-WAD-MISA-CFA-WT	**Effluent**							
Batch R5459134								
WG3536163-3 DUP		**L2587914-5**						
Cyanide, Weak Acid Diss		0.0002	0.0001	RPD-NA	mg/L	N/A	20	17-MAY-21
WG3536163-7 DUP		**L2587914-6**						
Cyanide, Weak Acid Diss		0.0004	<0.0001	RPD-NA	mg/L	N/A	20	17-MAY-21
WG3536163-2 LCS								
Cyanide, Weak Acid Diss			100.8		%		80-120	17-MAY-21
WG3536163-6 LCS								
Cyanide, Weak Acid Diss			95.9		%		80-120	17-MAY-21
WG3536163-1 MB								
Cyanide, Weak Acid Diss			<0.0001		mg/L		0.002	17-MAY-21
WG3536163-5 MB								
Cyanide, Weak Acid Diss			<0.0001		mg/L		0.002	17-MAY-21
WG3536163-4 MS		**L2587914-5**						
Cyanide, Weak Acid Diss			104.0		%		75-125	17-MAY-21
WG3536163-8 MS		**L2587914-6**						
Cyanide, Weak Acid Diss			106.4		%		75-125	17-MAY-21
DOC-WT	**Effluent**							

Quality Control Report

Client: New Gold Inc. Rainy River Project
24 Marr Rd
Barwick ON P0W 1A0
Contact: Garnet Cornell

Test	Matrix	Reference	Result	Qualifier	Units	RPD	Limit	Analyzed
DOC-WT	**Effluent**							
Batch R5459170								
WG3535572-12 DUP		**WG3535572-14**						
Dissolved Organic Carbon		2.30	2.33		mg/L	1.0	25	17-MAY-21
WG3535572-11 LCS								
Dissolved Organic Carbon			101.7		%		70-130	17-MAY-21
WG3535572-10 MB								
Dissolved Organic Carbon			<0.50		mg/L		0.5	17-MAY-21
Batch R5459708								
WG3536233-3 DUP		**WG3536233-5**						
Dissolved Organic Carbon		2.20	2.18		mg/L	0.6	25	18-MAY-21
WG3536233-2 LCS								
Dissolved Organic Carbon			110.1		%		70-130	18-MAY-21
WG3536233-1 MB								
Dissolved Organic Carbon			<0.50		mg/L		0.5	18-MAY-21
Batch R5460446								
WG3537109-3 DUP		**WG3537109-5**						
Dissolved Organic Carbon		2.87	3.13		mg/L	8.6	25	19-MAY-21
WG3537109-2 LCS								
Dissolved Organic Carbon			113.0		%		70-130	19-MAY-21
WG3537109-1 MB								
Dissolved Organic Carbon			<0.50		mg/L		0.5	19-MAY-21
Batch R5466123								
WG3537113-3 DUP		**WG3537113-5**						
Dissolved Organic Carbon		19.3	20.9		mg/L	7.7	25	24-MAY-21
WG3537113-2 LCS								
Dissolved Organic Carbon			108.8		%		70-130	24-MAY-21
WG3537113-1 MB								
Dissolved Organic Carbon			<0.50		mg/L		0.5	24-MAY-21
EC-MISA-TB	**Effluent**							
Batch R5458110								
WG3535020-3 DUP		**L2587914-21**						
Conductivity (EC)		1070	1070		uS/cm	0.4	10	14-MAY-21
WG3535023-3 DUP		**L2587914-8**						
Conductivity (EC)		645	649		uS/cm	0.6	10	14-MAY-21
WG3535020-2 LCS								
Conductivity (EC)			101.1		%		90-110	14-MAY-21
WG3535023-2 LCS								
Conductivity (EC)			99.3		%		90-110	14-MAY-21
WG3535027-2 LCS								

Quality Control Report

Client: New Gold Inc. Rainy River Project
24 Marr Rd
Barwick ON P0W 1A0
Contact: Garnet Cornell

Test	Matrix	Reference	Result	Qualifier	Units	RPD	Limit	Analyzed
EC-MISA-TB	**Effluent**							
Batch R5458110								
WG3535027-2 LCS								
Conductivity (EC)			104.3		%		90-110	14-MAY-21
WG3535020-1 MB								
Conductivity (EC)			1.0		uS/cm		2	14-MAY-21
WG3535023-1 MB								
Conductivity (EC)			1.0		uS/cm		2	14-MAY-21
WG3535027-1 MB								
Conductivity (EC)			1.0		uS/cm		2	14-MAY-21
HG-DIS-WT	**Effluent**							
Batch R5459218								
WG3536357-3 DUP		**L2587914-21**						
Mercury (Hg)-Dissolved		<0.000005	<0.000005	RPD-NA	mg/L	N/A	20	18-MAY-21
WG3536357-2 LCS								
Mercury (Hg)-Dissolved			99.9		%		80-120	18-MAY-21
WG3536357-1 MB								
Mercury (Hg)-Dissolved			<0.000005		mg/L		0.00003	18-MAY-21
WG3536357-4 MS		**L2587914-22**						
Mercury (Hg)-Dissolved			106.6		%		70-130	18-MAY-21
Batch R5459219								
WG3536358-3 DUP		**L2587824-7**						
Mercury (Hg)-Dissolved		<0.000005	<0.000005	RPD-NA	mg/L	N/A	20	18-MAY-21
WG3536358-2 LCS								
Mercury (Hg)-Dissolved			103.0		%		80-120	18-MAY-21
WG3536358-1 MB								
Mercury (Hg)-Dissolved			<0.000005		mg/L		0.00003	18-MAY-21
WG3536358-4 MS		**L2587824-8**						
Mercury (Hg)-Dissolved			103.7		%		70-130	18-MAY-21
HG-TOT-WT	**Effluent**							
Batch R5459223								
WG3536361-3 DUP		**L2587914-21**						
Mercury (Hg)-Total		<0.000005	<0.000005	RPD-NA	mg/L	N/A	20	18-MAY-21
WG3536361-2 LCS								
Mercury (Hg)-Total			106.0		%		80-120	18-MAY-21
WG3536361-1 MB								
Mercury (Hg)-Total			<0.000005		mg/L		0.00003	18-MAY-21
WG3536361-4 MS		**L2587914-22**						
Mercury (Hg)-Total			123.2		%		70-130	18-MAY-21

Quality Control Report

Client: New Gold Inc. Rainy River Project
24 Marr Rd
Barwick ON P0W 1A0
Contact: Garnet Cornell

Test	Matrix	Reference	Result	Qualifier	Units	RPD	Limit	Analyzed
HG-TOT-WT	**Effluent**							
Batch R5459224								
WG3536363-3 DUP		**L2587824-7**						
Mercury (Hg)-Total		<0.000005	<0.000005	RPD-NA	mg/L	N/A	20	18-MAY-21
WG3536363-2 LCS								
Mercury (Hg)-Total			110.0		%		80-120	18-MAY-21
WG3536363-1 MB								
Mercury (Hg)-Total			<0.000005		mg/L		0.00003	18-MAY-21
WG3536363-4 MS		**L2587824-8**						
Mercury (Hg)-Total			104.5		%		70-130	18-MAY-21
MET-D-MISA-TB	**Effluent**							
Batch R5463022								
WG3538617-3 DUP		**L2587824-11**						
Aluminum (Al)-Dissolved		0.0058	0.0060		mg/L	0.9	20	20-MAY-21
Antimony (Sb)-Dissolved		0.000265	0.000260	RPD-NA	mg/L	N/A	20	20-MAY-21
Arsenic (As)-Dissolved		0.00101	0.000995	RPD-NA	mg/L	N/A	20	20-MAY-21
Barium (Ba)-Dissolved		0.0246	0.0246		mg/L	0.2	20	20-MAY-21
Beryllium (Be)-Dissolved		<0.000002	<0.000002	RPD-NA	mg/L	N/A	20	20-MAY-21
Bismuth (Bi)-Dissolved		<0.000002	<0.000002	RPD-NA	mg/L	N/A	20	20-MAY-21
Boron (B)-Dissolved		0.0205	0.0200	RPD-NA	mg/L	N/A	20	20-MAY-21
Cadmium (Cd)-Dissolved		0.0000010	0.0000020	RPD-NA	mg/L	N/A	20	20-MAY-21
Calcium (Ca)-Dissolved		48.0	47.0		mg/L	2.1	20	20-MAY-21
Cesium (Cs)-Dissolved		<0.0000005	<0.0000005	RPD-NA	mg/L	N/A	20	20-MAY-21
Chromium (Cr)-Dissolved		0.00008	0.00009	RPD-NA	mg/L	N/A	20	20-MAY-21
Cobalt (Co)-Dissolved		0.000132	0.000138	RPD-NA	mg/L	N/A	20	20-MAY-21
Copper (Cu)-Dissolved		0.00088	0.00084	RPD-NA	mg/L	N/A	20	20-MAY-21
Iron (Fe)-Dissolved		0.0900	0.0915		mg/L	1.6	20	20-MAY-21
Lead (Pb)-Dissolved		<0.00001	<0.00001	RPD-NA	mg/L	N/A	20	20-MAY-21
Lithium (Li)-Dissolved		0.0090	0.0086	RPD-NA	mg/L	N/A	20	20-MAY-21
Magnesium (Mg)-Dissolved		20.9	21.0		mg/L	0.5	20	20-MAY-21
Manganese (Mn)-Dissolved		0.0476	0.0483		mg/L	1.5	20	20-MAY-21
Molybdenum (Mo)-Dissolved		0.00147	0.00143		mg/L	2.9	20	20-MAY-21
Nickel (Ni)-Dissolved		0.00118	0.00120	RPD-NA	mg/L	N/A	20	20-MAY-21
Phosphorus (P)-Dissolved		0.010	<0.005	RPD-NA	mg/L	N/A	20	20-MAY-21
Potassium (K)-Dissolved		2.81	2.82		mg/L	0.2	20	20-MAY-21
Rubidium (Rb)-Dissolved		0.00162	0.00171		mg/L	5.0	20	20-MAY-21
Selenium (Se)-Dissolved		0.000205	0.000235		mg/L	14	20	20-MAY-21

Quality Control Report

Client: New Gold Inc. Rainy River Project
24 Marr Rd
Barwick ON P0W 1A0
Contact: Garnet Cornell

Test	Matrix	Reference	Result	Qualifier	Units	RPD	Limit	Analyzed
MET-D-MISA-TB	**Effluent**							
Batch R5463022								
WG3538617-3 DUP		**L2587824-11**						
Silicon (Si)-Dissolved		0.605	0.625		mg/L	3.1	20	20-MAY-21
Silver (Ag)-Dissolved		<0.0000005	<0.0000005	RPD-NA	mg/L	N/A	20	20-MAY-21
Sodium (Na)-Dissolved		9.27	9.38		mg/L	1.2	20	20-MAY-21
Strontium (Sr)-Dissolved		0.152	0.152		mg/L	0.2	20	20-MAY-21
Sulfur (S)-Dissolved		18.4	18.4		mg/L	0.1	20	20-MAY-21
Tellurium (Te)-Dissolved		<0.00001	0.00002	RPD-NA	mg/L	N/A	20	20-MAY-21
Thallium (Tl)-Dissolved		<0.000002	<0.000002	RPD-NA	mg/L	N/A	20	20-MAY-21
Thorium (Th)-Dissolved		<0.00001	<0.00001	RPD-NA	mg/L	N/A	20	20-MAY-21
Tin (Sn)-Dissolved		0.000045	0.000040	RPD-NA	mg/L	N/A	20	20-MAY-21
Titanium (Ti)-Dissolved		0.00042	0.00038	RPD-NA	mg/L	N/A	20	20-MAY-21
Tungsten (W)-Dissolved		0.000006	0.000008	RPD-NA	mg/L	N/A	20	20-MAY-21
Uranium (U)-Dissolved		0.00133	0.00135	RPD-NA	mg/L	N/A	20	20-MAY-21
Vanadium (V)-Dissolved		0.00044	0.00044	RPD-NA	mg/L	N/A	20	20-MAY-21
Zinc (Zn)-Dissolved		0.0020	0.0016	RPD-NA	mg/L	N/A	20	20-MAY-21
Zirconium (Zr)-Dissolved		0.000230	0.000260	RPD-NA	mg/L	N/A	20	20-MAY-21
WG3537534-6 LCS								
Aluminum (Al)-Dissolved			102.3		%		80-120	20-MAY-21
Antimony (Sb)-Dissolved			100.9		%		80-120	20-MAY-21
Arsenic (As)-Dissolved			103.2		%		80-120	20-MAY-21
Barium (Ba)-Dissolved			105.0		%		80-120	20-MAY-21
Beryllium (Be)-Dissolved			100.6		%		80-120	20-MAY-21
Bismuth (Bi)-Dissolved			102.6		%		80-120	20-MAY-21
Boron (B)-Dissolved			94.3		%		80-120	20-MAY-21
Cadmium (Cd)-Dissolved			102.2		%		80-120	20-MAY-21
Calcium (Ca)-Dissolved			99.9		%		80-120	20-MAY-21
Cesium (Cs)-Dissolved			102.7		%		80-120	20-MAY-21
Chromium (Cr)-Dissolved			101.7		%		80-120	20-MAY-21
Cobalt (Co)-Dissolved			98.6		%		80-120	20-MAY-21
Copper (Cu)-Dissolved			100.1		%		80-120	20-MAY-21
Iron (Fe)-Dissolved			103.1		%		80-120	20-MAY-21
Lead (Pb)-Dissolved			100.7		%		80-120	20-MAY-21
Lithium (Li)-Dissolved			98.2		%		80-120	20-MAY-21
Magnesium (Mg)-Dissolved			103.2		%		80-120	20-MAY-21

Quality Control Report

Client: New Gold Inc. Rainy River Project
24 Marr Rd
Barwick ON P0W 1A0
Contact: Garnet Cornell

Test	Matrix	Reference	Result	Qualifier	Units	RPD	Limit	Analyzed
MET-D-MISA-TB	**Effluent**							
Batch	**R5463022**							
WG3537534-6	**LCS**							
Manganese (Mn)-Dissolved			100.4		%		80-120	20-MAY-21
Molybdenum (Mo)-Dissolved			102.2		%		80-120	20-MAY-21
Nickel (Ni)-Dissolved			102.8		%		80-120	20-MAY-21
Phosphorus (P)-Dissolved			101.4		%		70-130	20-MAY-21
Potassium (K)-Dissolved			105.6		%		80-120	20-MAY-21
Rubidium (Rb)-Dissolved			101.3		%		80-120	20-MAY-21
Selenium (Se)-Dissolved			99.4		%		80-120	20-MAY-21
Silicon (Si)-Dissolved			105.3		%		60-140	20-MAY-21
Silver (Ag)-Dissolved			104.5		%		80-120	20-MAY-21
Sodium (Na)-Dissolved			104.1		%		80-120	20-MAY-21
Strontium (Sr)-Dissolved			104.2		%		80-120	20-MAY-21
Sulfur (S)-Dissolved			103.5		%		80-120	20-MAY-21
Tellurium (Te)-Dissolved			106.9		%		80-120	20-MAY-21
Thallium (Tl)-Dissolved			101.4		%		80-120	20-MAY-21
Thorium (Th)-Dissolved			98.9		%		80-120	20-MAY-21
Tin (Sn)-Dissolved			100.6		%		80-120	20-MAY-21
Titanium (Ti)-Dissolved			102.0		%		80-120	20-MAY-21
Tungsten (W)-Dissolved			100.9		%		80-120	20-MAY-21
Uranium (U)-Dissolved			98.2		%		80-120	20-MAY-21
Vanadium (V)-Dissolved			101.7		%		80-120	20-MAY-21
Zinc (Zn)-Dissolved			99.8		%		80-120	20-MAY-21
Zirconium (Zr)-Dissolved			96.4		%		80-120	20-MAY-21
WG3538617-2	**LCS**							
Aluminum (Al)-Dissolved			99.9		%		80-120	20-MAY-21
Antimony (Sb)-Dissolved			103.0		%		80-120	20-MAY-21
Arsenic (As)-Dissolved			104.5		%		80-120	20-MAY-21
Barium (Ba)-Dissolved			105.4		%		80-120	20-MAY-21
Beryllium (Be)-Dissolved			102.1		%		80-120	20-MAY-21
Bismuth (Bi)-Dissolved			100.9		%		80-120	20-MAY-21
Boron (B)-Dissolved			97.1		%		80-120	20-MAY-21
Cadmium (Cd)-Dissolved			102.6		%		80-120	20-MAY-21
Calcium (Ca)-Dissolved			102.0		%		80-120	20-MAY-21
Cesium (Cs)-Dissolved			103.0		%		80-120	20-MAY-21
Chromium (Cr)-Dissolved			101.4		%		80-120	20-MAY-21

Quality Control Report

Client: New Gold Inc. Rainy River Project
24 Marr Rd
Barwick ON P0W 1A0
Contact: Garnet Cornell

Test	Matrix	Reference	Result	Qualifier	Units	RPD	Limit	Analyzed
MET-D-MISA-TB	**Effluent**							
Batch R5463022								
WG3538617-2 LCS								
Cobalt (Co)-Dissolved			99.2		%		80-120	20-MAY-21
Copper (Cu)-Dissolved			100.0		%		80-120	20-MAY-21
Iron (Fe)-Dissolved			102.2		%		80-120	20-MAY-21
Lead (Pb)-Dissolved			101.3		%		80-120	20-MAY-21
Lithium (Li)-Dissolved			99.6		%		80-120	20-MAY-21
Magnesium (Mg)-Dissolved			103.4		%		80-120	20-MAY-21
Manganese (Mn)-Dissolved			100.3		%		80-120	20-MAY-21
Molybdenum (Mo)-Dissolved			104.5		%		80-120	20-MAY-21
Nickel (Ni)-Dissolved			99.9		%		80-120	20-MAY-21
Phosphorus (P)-Dissolved			109.3		%		70-130	20-MAY-21
Potassium (K)-Dissolved			106.4		%		80-120	20-MAY-21
Rubidium (Rb)-Dissolved			101.3		%		80-120	20-MAY-21
Selenium (Se)-Dissolved			101.9		%		80-120	20-MAY-21
Silicon (Si)-Dissolved			101.8		%		60-140	20-MAY-21
Silver (Ag)-Dissolved			104.8		%		80-120	20-MAY-21
Sodium (Na)-Dissolved			104.8		%		80-120	20-MAY-21
Strontium (Sr)-Dissolved			105.1		%		80-120	20-MAY-21
Sulfur (S)-Dissolved			89.8		%		80-120	20-MAY-21
Tellurium (Te)-Dissolved			105.4		%		80-120	20-MAY-21
Thallium (Tl)-Dissolved			101.7		%		80-120	20-MAY-21
Thorium (Th)-Dissolved			98.5		%		80-120	20-MAY-21
Tin (Sn)-Dissolved			100.8		%		80-120	20-MAY-21
Titanium (Ti)-Dissolved			99.4		%		80-120	20-MAY-21
Tungsten (W)-Dissolved			103.0		%		80-120	20-MAY-21
Uranium (U)-Dissolved			96.4		%		80-120	20-MAY-21
Vanadium (V)-Dissolved			100.8		%		80-120	20-MAY-21
Zinc (Zn)-Dissolved			98.4		%		80-120	20-MAY-21
Zirconium (Zr)-Dissolved			93.9		%		80-120	20-MAY-21
WG3538617-6 LCS								
Aluminum (Al)-Dissolved			98.6		%		80-120	20-MAY-21
Antimony (Sb)-Dissolved			102.8		%		80-120	20-MAY-21
Arsenic (As)-Dissolved			102.6		%		80-120	20-MAY-21
Barium (Ba)-Dissolved			105.0		%		80-120	20-MAY-21
Beryllium (Be)-Dissolved			97.5		%		80-120	20-MAY-21

Quality Control Report

Client: New Gold Inc. Rainy River Project
24 Marr Rd
Barwick ON P0W 1A0
Contact: Garnet Cornell

Test	Matrix	Reference	Result	Qualifier	Units	RPD	Limit	Analyzed
MET-D-MISA-TB	**Effluent**							
Batch R5463022								
WG3538617-6 LCS								
Bismuth (Bi)-Dissolved			104.6		%		80-120	20-MAY-21
Boron (B)-Dissolved			92.7		%		80-120	20-MAY-21
Cadmium (Cd)-Dissolved			103.3		%		80-120	20-MAY-21
Calcium (Ca)-Dissolved			101.4		%		80-120	20-MAY-21
Cesium (Cs)-Dissolved			103.5		%		80-120	20-MAY-21
Chromium (Cr)-Dissolved			101.8		%		80-120	20-MAY-21
Cobalt (Co)-Dissolved			98.8		%		80-120	20-MAY-21
Copper (Cu)-Dissolved			100.2		%		80-120	20-MAY-21
Iron (Fe)-Dissolved			104.1		%		80-120	20-MAY-21
Lead (Pb)-Dissolved			104.6		%		80-120	20-MAY-21
Lithium (Li)-Dissolved			95.5		%		80-120	20-MAY-21
Magnesium (Mg)-Dissolved			103.4		%		80-120	20-MAY-21
Manganese (Mn)-Dissolved			100.2		%		80-120	20-MAY-21
Molybdenum (Mo)-Dissolved			103.1		%		80-120	20-MAY-21
Nickel (Ni)-Dissolved			99.8		%		80-120	20-MAY-21
Phosphorus (P)-Dissolved			103.5		%		70-130	20-MAY-21
Potassium (K)-Dissolved			105.5		%		80-120	20-MAY-21
Rubidium (Rb)-Dissolved			101.6		%		80-120	20-MAY-21
Selenium (Se)-Dissolved			101.3		%		80-120	20-MAY-21
Silicon (Si)-Dissolved			105.0		%		60-140	20-MAY-21
Silver (Ag)-Dissolved			103.8		%		80-120	20-MAY-21
Sodium (Na)-Dissolved			102.2		%		80-120	20-MAY-21
Strontium (Sr)-Dissolved			105.0		%		80-120	20-MAY-21
Sulfur (S)-Dissolved			84.6		%		80-120	20-MAY-21
Tellurium (Te)-Dissolved			108.8		%		80-120	20-MAY-21
Thallium (Tl)-Dissolved			104.7		%		80-120	20-MAY-21
Thorium (Th)-Dissolved			101.8		%		80-120	20-MAY-21
Tin (Sn)-Dissolved			101.6		%		80-120	20-MAY-21
Titanium (Ti)-Dissolved			96.0		%		80-120	20-MAY-21
Tungsten (W)-Dissolved			104.0		%		80-120	20-MAY-21
Uranium (U)-Dissolved			103.6		%		80-120	20-MAY-21
Vanadium (V)-Dissolved			101.1		%		80-120	20-MAY-21
Zinc (Zn)-Dissolved			102.7		%		80-120	20-MAY-21

Quality Control Report

Client: New Gold Inc. Rainy River Project
24 Marr Rd
Barwick ON P0W 1A0
Contact: Garnet Cornell

Test	Matrix	Reference	Result	Qualifier	Units	RPD	Limit	Analyzed
MET-D-MISA-TB	**Effluent**							
Batch R5463022								
WG3538617-6 LCS								
Zirconium (Zr)-Dissolved			92.7		%		80-120	20-MAY-21
WG3537534-5 MB								
Aluminum (Al)-Dissolved			<0.0002		mg/L		0.005	20-MAY-21
Antimony (Sb)-Dissolved			<0.000005		mg/L		0.0006	20-MAY-21
Arsenic (As)-Dissolved			0.0000062		mg/L		0.001	20-MAY-21
Barium (Ba)-Dissolved			<0.000005		mg/L		0.01	20-MAY-21
Beryllium (Be)-Dissolved			<0.000002		mg/L		0.001	20-MAY-21
Bismuth (Bi)-Dissolved			<0.000002		mg/L		0.001	20-MAY-21
Boron (B)-Dissolved			0.0005		mg/L		0.05	20-MAY-21
Cadmium (Cd)-Dissolved			<0.0000005		mg/L		0.000017	20-MAY-21
Calcium (Ca)-Dissolved			<0.002		mg/L		0.2	20-MAY-21
Cesium (Cs)-Dissolved			0.0000010		mg/L		0.00001	20-MAY-21
Chromium (Cr)-Dissolved			<0.00001		mg/L		0.001	20-MAY-21
Cobalt (Co)-Dissolved			<0.000002		mg/L		0.0005	20-MAY-21
Copper (Cu)-Dissolved			<0.00002		mg/L		0.001	20-MAY-21
Iron (Fe)-Dissolved			<0.0005		mg/L		0.02	20-MAY-21
Lead (Pb)-Dissolved			<0.00001		mg/L		0.00005	20-MAY-21
Lithium (Li)-Dissolved			<0.0002		mg/L		0.05	20-MAY-21
Magnesium (Mg)-Dissolved			0.0010		mg/L		0.02	20-MAY-21
Manganese (Mn)-Dissolved			<0.00002		mg/L		0.001	20-MAY-21
Molybdenum (Mo)-Dissolved			<0.000002		mg/L		0.001	20-MAY-21
Nickel (Ni)-Dissolved			<0.00002		mg/L		0.002	20-MAY-21
Phosphorus (P)-Dissolved			<0.005		mg/L		0.05	20-MAY-21
Potassium (K)-Dissolved			<0.01		mg/L		0.5	20-MAY-21
Rubidium (Rb)-Dissolved			0.000004		mg/L		0.0002	20-MAY-21
Selenium (Se)-Dissolved			<0.000005		mg/L		0.00005	20-MAY-21
Silicon (Si)-Dissolved			<0.005		mg/L		0.05	20-MAY-21
Silver (Ag)-Dissolved			0.0000390		mg/L		0.0001	20-MAY-21
Sodium (Na)-Dissolved			0.010		mg/L		0.1	20-MAY-21
Strontium (Sr)-Dissolved			0.00002		mg/L		0.001	20-MAY-21
Sulfur (S)-Dissolved			<0.2		mg/L		0.5	20-MAY-21
Tellurium (Te)-Dissolved			0.00002		mg/L		0.001	20-MAY-21
Thallium (Tl)-Dissolved			<0.000002		mg/L		0.0003	20-MAY-21
Thorium (Th)-Dissolved			<0.00001		mg/L		0.0001	20-MAY-21

Quality Control Report

Client: New Gold Inc. Rainy River Project
24 Marr Rd
Barwick ON P0W 1A0
Contact: Garnet Cornell

Test	Matrix	Reference	Result	Qualifier	Units	RPD	Limit	Analyzed
MET-D-MISA-TB	**Effluent**							
Batch R5463022								
WG3537534-5 MB								
Tin (Sn)-Dissolved			<0.000005		mg/L		0.001	20-MAY-21
Titanium (Ti)-Dissolved			<0.00002		mg/L		0.002	20-MAY-21
Tungsten (W)-Dissolved			0.000004		mg/L		0.01	20-MAY-21
Uranium (U)-Dissolved			0.0000010		mg/L		0.005	20-MAY-21
Vanadium (V)-Dissolved			0.00006		mg/L		0.001	20-MAY-21
Zinc (Zn)-Dissolved			<0.0002		mg/L		0.003	20-MAY-21
Zirconium (Zr)-Dissolved			0.000004		mg/L		0.001	20-MAY-21
WG3538617-1 MB								
Aluminum (Al)-Dissolved			<0.0002		mg/L		0.005	20-MAY-21
Antimony (Sb)-Dissolved			0.000010		mg/L		0.0006	20-MAY-21
Arsenic (As)-Dissolved			0.0000072		mg/L		0.001	20-MAY-21
Barium (Ba)-Dissolved			<0.000005		mg/L		0.01	20-MAY-21
Beryllium (Be)-Dissolved			<0.000002		mg/L		0.001	20-MAY-21
Bismuth (Bi)-Dissolved			0.000004		mg/L		0.001	20-MAY-21
Boron (B)-Dissolved			0.0005		mg/L		0.05	20-MAY-21
Cadmium (Cd)-Dissolved			<0.0000005		mg/L		0.000017	20-MAY-21
Calcium (Ca)-Dissolved			<0.002		mg/L		0.2	20-MAY-21
Cesium (Cs)-Dissolved			0.0000010		mg/L		0.00001	20-MAY-21
Chromium (Cr)-Dissolved			<0.00001		mg/L		0.001	20-MAY-21
Cobalt (Co)-Dissolved			<0.000002		mg/L		0.0005	20-MAY-21
Copper (Cu)-Dissolved			<0.00002		mg/L		0.001	20-MAY-21
Iron (Fe)-Dissolved			<0.0005		mg/L		0.02	20-MAY-21
Lead (Pb)-Dissolved			<0.00001		mg/L		0.00005	20-MAY-21
Lithium (Li)-Dissolved			<0.0002		mg/L		0.05	20-MAY-21
Magnesium (Mg)-Dissolved			0.0005		mg/L		0.02	20-MAY-21
Manganese (Mn)-Dissolved			<0.00002		mg/L		0.001	20-MAY-21
Molybdenum (Mo)-Dissolved			<0.000002		mg/L		0.001	20-MAY-21
Nickel (Ni)-Dissolved			<0.00002		mg/L		0.002	20-MAY-21
Phosphorus (P)-Dissolved			<0.005		mg/L		0.05	20-MAY-21
Potassium (K)-Dissolved			<0.01		mg/L		0.5	20-MAY-21
Rubidium (Rb)-Dissolved			<0.000002		mg/L		0.0002	20-MAY-21
Selenium (Se)-Dissolved			<0.000005		mg/L		0.00005	20-MAY-21
Silicon (Si)-Dissolved			<0.005		mg/L		0.05	20-MAY-21
Silver (Ag)-Dissolved			0.0000345		mg/L		0.0001	20-MAY-21

Quality Control Report

Client: New Gold Inc. Rainy River Project
24 Marr Rd
Barwick ON P0W 1A0
Contact: Garnet Cornell

Test	Matrix	Reference	Result	Qualifier	Units	RPD	Limit	Analyzed
MET-D-MISA-TB	**Effluent**							
Batch R5463022								
WG3538617-1 MB								
Sodium (Na)-Dissolved			<0.005		mg/L		0.1	20-MAY-21
Strontium (Sr)-Dissolved			0.00002		mg/L		0.001	20-MAY-21
Sulfur (S)-Dissolved			<0.2		mg/L		0.5	20-MAY-21
Tellurium (Te)-Dissolved			0.00002		mg/L		0.001	20-MAY-21
Thallium (Tl)-Dissolved			<0.000002		mg/L		0.0003	20-MAY-21
Thorium (Th)-Dissolved			<0.00001		mg/L		0.0001	20-MAY-21
Tin (Sn)-Dissolved			<0.000005		mg/L		0.001	20-MAY-21
Titanium (Ti)-Dissolved			<0.00002		mg/L		0.002	20-MAY-21
Tungsten (W)-Dissolved			0.000008		mg/L		0.01	20-MAY-21
Uranium (U)-Dissolved			<0.0000005		mg/L		0.005	20-MAY-21
Vanadium (V)-Dissolved			0.00002		mg/L		0.001	20-MAY-21
Zinc (Zn)-Dissolved			<0.0002		mg/L		0.003	20-MAY-21
Zirconium (Zr)-Dissolved			<0.000002		mg/L		0.001	20-MAY-21
WG3538617-5 MB								
Aluminum (Al)-Dissolved			0.0002		mg/L		0.005	20-MAY-21
Antimony (Sb)-Dissolved			0.000010		mg/L		0.0006	20-MAY-21
Arsenic (As)-Dissolved			<0.0000002		mg/L		0.001	20-MAY-21
Barium (Ba)-Dissolved			0.000010		mg/L		0.01	20-MAY-21
Beryllium (Be)-Dissolved			<0.000002		mg/L		0.001	20-MAY-21
Bismuth (Bi)-Dissolved			0.000004		mg/L		0.001	20-MAY-21
Boron (B)-Dissolved			0.0005		mg/L		0.05	20-MAY-21
Cadmium (Cd)-Dissolved			<0.0000005		mg/L		0.000017	20-MAY-21
Calcium (Ca)-Dissolved			0.004		mg/L		0.2	20-MAY-21
Cesium (Cs)-Dissolved			0.0000010		mg/L		0.00001	20-MAY-21
Chromium (Cr)-Dissolved			<0.00001		mg/L		0.001	20-MAY-21
Cobalt (Co)-Dissolved			0.000002		mg/L		0.0005	20-MAY-21
Copper (Cu)-Dissolved			<0.00002		mg/L		0.001	20-MAY-21
Iron (Fe)-Dissolved			<0.0005		mg/L		0.02	20-MAY-21
Lead (Pb)-Dissolved			<0.00001		mg/L		0.00005	20-MAY-21
Lithium (Li)-Dissolved			<0.0002		mg/L		0.05	20-MAY-21
Magnesium (Mg)-Dissolved			0.0015		mg/L		0.02	20-MAY-21
Manganese (Mn)-Dissolved			<0.00002		mg/L		0.001	20-MAY-21
Molybdenum (Mo)-Dissolved			<0.000002		mg/L		0.001	20-MAY-21
Nickel (Ni)-Dissolved			<0.00002		mg/L		0.002	20-MAY-21

Quality Control Report

Client: New Gold Inc. Rainy River Project
24 Marr Rd
Barwick ON P0W 1A0
Contact: Garnet Cornell

Test	Matrix	Reference	Result	Qualifier	Units	RPD	Limit	Analyzed
MET-D-MISA-TB	**Effluent**							
Batch R5463022								
WG3538617-5 MB								
Phosphorus (P)-Dissolved			<0.005		mg/L		0.05	20-MAY-21
Potassium (K)-Dissolved			<0.01		mg/L		0.5	20-MAY-21
Rubidium (Rb)-Dissolved			0.000006		mg/L		0.0002	20-MAY-21
Selenium (Se)-Dissolved			<0.000005		mg/L		0.00005	20-MAY-21
Silicon (Si)-Dissolved			<0.005		mg/L		0.05	20-MAY-21
Silver (Ag)-Dissolved			0.0000345		mg/L		0.00035	20-MAY-21
Sodium (Na)-Dissolved			0.005		mg/L		0.1	20-MAY-21
Strontium (Sr)-Dissolved			0.00002		mg/L		0.001	20-MAY-21
Sulfur (S)-Dissolved			<0.2		mg/L		0.5	20-MAY-21
Tellurium (Te)-Dissolved			0.00001		mg/L		0.001	20-MAY-21
Thallium (Tl)-Dissolved			0.000002		mg/L		0.0003	20-MAY-21
Thorium (Th)-Dissolved			<0.00001		mg/L		0.0001	20-MAY-21
Tin (Sn)-Dissolved			<0.000005		mg/L		0.001	20-MAY-21
Titanium (Ti)-Dissolved			<0.00002		mg/L		0.002	20-MAY-21
Tungsten (W)-Dissolved			0.000004		mg/L		0.01	20-MAY-21
Uranium (U)-Dissolved			<0.0000005		mg/L		0.005	20-MAY-21
Vanadium (V)-Dissolved			0.00006		mg/L		0.001	20-MAY-21
Zinc (Zn)-Dissolved			<0.0002		mg/L		0.003	20-MAY-21
Zirconium (Zr)-Dissolved			<0.000002		mg/L		0.001	20-MAY-21
WG3538617-4 MS		**L2587824-12**						
Aluminum (Al)-Dissolved			100.5		%		70-130	20-MAY-21
Antimony (Sb)-Dissolved			107.8		%		70-130	20-MAY-21
Arsenic (As)-Dissolved			104.0		%		70-130	20-MAY-21
Barium (Ba)-Dissolved			105.0		%		70-130	20-MAY-21
Beryllium (Be)-Dissolved			100.6		%		70-130	20-MAY-21
Bismuth (Bi)-Dissolved			97.9		%		70-130	20-MAY-21
Boron (B)-Dissolved			103.8		%		70-130	20-MAY-21
Cadmium (Cd)-Dissolved			107.5		%		70-130	20-MAY-21
Calcium (Ca)-Dissolved			N/A	MS-B	%		-	20-MAY-21
Cesium (Cs)-Dissolved			109.8		%		70-130	20-MAY-21
Chromium (Cr)-Dissolved			102.4		%		70-130	20-MAY-21
Cobalt (Co)-Dissolved			99.3		%		70-130	20-MAY-21
Copper (Cu)-Dissolved			101.2		%		70-130	20-MAY-21
Iron (Fe)-Dissolved			101.1		%		70-130	20-MAY-21

Quality Control Report

Client: New Gold Inc. Rainy River Project
24 Marr Rd
Barwick ON P0W 1A0
Contact: Garnet Cornell

Test	Matrix	Reference	Result	Qualifier	Units	RPD	Limit	Analyzed
MET-D-MISA-TB	**Effluent**							
Batch R5463022								
WG3538617-4 MS		**L2587824-12**						
Lead (Pb)-Dissolved			105.9		%		70-130	20-MAY-21
Lithium (Li)-Dissolved			99.96		%		70-130	20-MAY-21
Magnesium (Mg)-Dissolved			N/A	MS-B	%		-	20-MAY-21
Manganese (Mn)-Dissolved			N/A	MS-B	%		-	20-MAY-21
Molybdenum (Mo)-Dissolved			108.4		%		70-130	20-MAY-21
Nickel (Ni)-Dissolved			100.8		%		70-130	20-MAY-21
Phosphorus (P)-Dissolved			106.7		%		70-130	20-MAY-21
Potassium (K)-Dissolved			107.4		%		70-130	20-MAY-21
Rubidium (Rb)-Dissolved			103.5		%		70-130	20-MAY-21
Selenium (Se)-Dissolved			110.2		%		70-130	20-MAY-21
Silicon (Si)-Dissolved			90.6		%		70-130	20-MAY-21
Silver (Ag)-Dissolved			108.4		%		70-130	20-MAY-21
Sodium (Na)-Dissolved			N/A	MS-B	%		-	20-MAY-21
Strontium (Sr)-Dissolved			N/A	MS-B	%		-	20-MAY-21
Sulfur (S)-Dissolved			105.7		%		70-130	20-MAY-21
Tellurium (Te)-Dissolved			111.3		%		70-130	20-MAY-21
Thallium (Tl)-Dissolved			107.8		%		70-130	20-MAY-21
Thorium (Th)-Dissolved			108.6		%		70-130	20-MAY-21
Tin (Sn)-Dissolved			106.1		%		70-130	20-MAY-21
Titanium (Ti)-Dissolved			103.9		%		70-130	20-MAY-21
Tungsten (W)-Dissolved			107.9		%		70-130	20-MAY-21
Uranium (U)-Dissolved			108.3		%		70-130	20-MAY-21
Vanadium (V)-Dissolved			104.2		%		70-130	20-MAY-21
Zinc (Zn)-Dissolved			106.5		%		70-130	20-MAY-21
Zirconium (Zr)-Dissolved			106.8		%		70-130	20-MAY-21
MET-T-MISA-TB	**Effluent**							
Batch R5466698								
WG3537813-3 DUP		**L2587824-17**						
Aluminum (Al)-Total		0.132	0.128		mg/L	3.3	20	21-MAY-21
Antimony (Sb)-Total		0.000060	0.000060	RPD-NA	mg/L	N/A	20	21-MAY-21
Arsenic (As)-Total		0.00081	0.00085	RPD-NA	mg/L	N/A	20	21-MAY-21
Barium (Ba)-Total		0.0162	0.0164		mg/L	1.0	20	21-MAY-21
Beryllium (Be)-Total		<0.0000001	<0.0000001	RPD-NA	mg/L	N/A	20	21-MAY-21

Quality Control Report

Client: New Gold Inc. Rainy River Project
24 Marr Rd
Barwick ON P0W 1A0
Contact: Garnet Cornell

Test	Matrix	Reference	Result	Qualifier	Units	RPD	Limit	Analyzed
MET-T-MISA-TB	**Effluent**							
Batch R5466698								
WG3537813-3 DUP		**L2587824-17**						
Bismuth (Bi)-Total		<0.00001	<0.00001	RPD-NA	mg/L	N/A	20	21-MAY-21
Boron (B)-Total		0.0100	0.0095	RPD-NA	mg/L	N/A	20	21-MAY-21
Cadmium (Cd)-Total		0.000010	0.000008	RPD-NA	mg/L	N/A	20	21-MAY-21
Calcium (Ca)-Total		26.4	26.3		mg/L	0.7	20	21-MAY-21
Cesium (Cs)-Total		0.0000190	0.0000220		mg/L	15	20	21-MAY-21
Chromium (Cr)-Total		0.00040	0.00034	RPD-NA	mg/L	N/A	20	21-MAY-21
Cobalt (Co)-Total		0.000155	0.000155	RPD-NA	mg/L	N/A	20	21-MAY-21
Copper (Cu)-Total		0.00094	0.00088	RPD-NA	mg/L	N/A	20	21-MAY-21
Iron (Fe)-Total		0.257	0.254		mg/L	1.2	20	21-MAY-21
Lead (Pb)-Total		0.00013	0.00010	J	mg/L	0.000030	0.0001	21-MAY-21
Lithium (Li)-Total		0.0036	0.0034	RPD-NA	mg/L	N/A	20	21-MAY-21
Magnesium (Mg)-Total		11.2	11.1		mg/L	1.1	20	21-MAY-21
Manganese (Mn)-Total		0.0174	0.0174		mg/L	0.1	20	21-MAY-21
Molybdenum (Mo)-Total		0.000560	0.000575	RPD-NA	mg/L	N/A	20	21-MAY-21
Nickel (Ni)-Total		0.00100	0.00100	RPD-NA	mg/L	N/A	20	21-MAY-21
Phosphorus (P)-Total		0.025	0.020	RPD-NA	mg/L	N/A	20	21-MAY-21
Potassium (K)-Total		1.66	1.62		mg/L	2.4	20	21-MAY-21
Rubidium (Rb)-Total		0.00236	0.00239		mg/L	1.5	20	21-MAY-21
Selenium (Se)-Total		0.000105	0.000165	J	mg/L	0.000058	0.0001	21-MAY-21
Silicon (Si)-Total		0.814	0.814		mg/L	0.0	20	21-MAY-21
Silver (Ag)-Total		0.000002	0.000002	RPD-NA	mg/L	N/A	20	21-MAY-21
Sodium (Na)-Total		1.74	1.62		mg/L	7.2	20	21-MAY-21
Strontium (Sr)-Total		0.0586	0.0587		mg/L	0.1	20	21-MAY-21
Sulfur (S)-Total		1.4	1.0		mg/L	19	20	21-MAY-21
Tellurium (Te)-Total		<0.00002	<0.00002	RPD-NA	mg/L	N/A	20	21-MAY-21
Thallium (Tl)-Total		0.000005	0.000005	RPD-NA	mg/L	N/A	20	21-MAY-21
Thorium (Th)-Total		0.00002	0.00002	RPD-NA	mg/L	N/A	20	21-MAY-21
Tin (Sn)-Total		0.00004	0.00004	RPD-NA	mg/L	N/A	20	21-MAY-21
Titanium (Ti)-Total		0.00380	0.00412		mg/L	8.2	20	21-MAY-21
Tungsten (W)-Total		<0.00001	<0.00001	RPD-NA	mg/L	N/A	20	21-MAY-21
Uranium (U)-Total		0.000468	0.000464	RPD-NA	mg/L	N/A	20	21-MAY-21
Vanadium (V)-Total		0.00085	0.00085	RPD-NA	mg/L	N/A	20	21-MAY-21
Zinc (Zn)-Total		0.0015	0.0015		mg/L			21-MAY-21

Quality Control Report

Client: New Gold Inc. Rainy River Project
24 Marr Rd
Barwick ON P0W 1A0
Contact: Garnet Cornell

Test	Matrix	Reference	Result	Qualifier	Units	RPD	Limit	Analyzed
MET-T-MISA-TB	**Effluent**							
Batch R5466698								
WG3537813-3 DUP		**L2587824-17**						
Zinc (Zn)-Total		0.0015	0.0015	RPD-NA	mg/L	N/A	20	21-MAY-21
Zirconium (Zr)-Total		0.000214	0.000206	RPD-NA	mg/L	N/A	20	21-MAY-21
WG3537813-2 LCS								
Aluminum (Al)-Total			97.9		%		80-120	21-MAY-21
Antimony (Sb)-Total			97.4		%		80-120	21-MAY-21
Arsenic (As)-Total			100.4		%		80-120	21-MAY-21
Barium (Ba)-Total			104.2		%		80-120	21-MAY-21
Beryllium (Be)-Total			93.9		%		80-120	21-MAY-21
Bismuth (Bi)-Total			98.6		%		80-120	21-MAY-21
Boron (B)-Total			87.7		%		80-120	21-MAY-21
Cadmium (Cd)-Total			99.4		%		80-120	21-MAY-21
Calcium (Ca)-Total			101.1		%		80-120	21-MAY-21
Cesium (Cs)-Total			95.7		%		80-120	21-MAY-21
Chromium (Cr)-Total			99.7		%		80-120	21-MAY-21
Cobalt (Co)-Total			97.9		%		80-120	21-MAY-21
Copper (Cu)-Total			98.3		%		80-120	21-MAY-21
Iron (Fe)-Total			105.1		%		80-120	21-MAY-21
Lead (Pb)-Total			100.7		%		80-120	21-MAY-21
Lithium (Li)-Total			94.5		%		80-120	21-MAY-21
Magnesium (Mg)-Total			95.3		%		80-120	21-MAY-21
Manganese (Mn)-Total			98.9		%		80-120	21-MAY-21
Molybdenum (Mo)-Total			97.0		%		80-120	21-MAY-21
Nickel (Ni)-Total			97.9		%		80-120	21-MAY-21
Phosphorus (P)-Total			96.4		%		80-120	21-MAY-21
Potassium (K)-Total			104.4		%		80-120	21-MAY-21
Rubidium (Rb)-Total			102.9		%		80-120	21-MAY-21
Selenium (Se)-Total			104.9		%		80-120	21-MAY-21
Silicon (Si)-Total			98.9		%		80-120	21-MAY-21
Silver (Ag)-Total			96.7		%		80-120	21-MAY-21
Sodium (Na)-Total			101.6		%		80-120	21-MAY-21
Strontium (Sr)-Total			100.1		%		80-120	21-MAY-21
Sulfur (S)-Total			86.9		%		80-120	21-MAY-21
Tellurium (Te)-Total			92.8		%		80-120	21-MAY-21
Thallium (Tl)-Total			103.1		%		80-120	21-MAY-21

Quality Control Report

Client: New Gold Inc. Rainy River Project
24 Marr Rd
Barwick ON P0W 1A0
Contact: Garnet Cornell

Test	Matrix	Reference	Result	Qualifier	Units	RPD	Limit	Analyzed
MET-T-MISA-TB	**Effluent**							
Batch R5466698								
WG3537813-2 LCS								
Thorium (Th)-Total			96.3		%		80-120	21-MAY-21
Tin (Sn)-Total			97.4		%		80-120	21-MAY-21
Titanium (Ti)-Total			94.5		%		80-120	21-MAY-21
Tungsten (W)-Total			101.5		%		80-120	21-MAY-21
Uranium (U)-Total			106.1		%		80-120	21-MAY-21
Vanadium (V)-Total			99.7		%		80-120	21-MAY-21
Zinc (Zn)-Total			97.3		%		80-120	21-MAY-21
Zirconium (Zr)-Total			87.3		%		80-120	21-MAY-21
WG3537813-6 LCS								
Aluminum (Al)-Total			101.7		%		80-120	21-MAY-21
Antimony (Sb)-Total			97.4		%		80-120	21-MAY-21
Arsenic (As)-Total			104.0		%		80-120	21-MAY-21
Barium (Ba)-Total			104.3		%		80-120	21-MAY-21
Beryllium (Be)-Total			97.6		%		80-120	21-MAY-21
Bismuth (Bi)-Total			98.9		%		80-120	21-MAY-21
Boron (B)-Total			89.1		%		80-120	21-MAY-21
Cadmium (Cd)-Total			101.2		%		80-120	21-MAY-21
Calcium (Ca)-Total			100.4		%		80-120	21-MAY-21
Cesium (Cs)-Total			94.9		%		80-120	21-MAY-21
Chromium (Cr)-Total			101.4		%		80-120	21-MAY-21
Cobalt (Co)-Total			100.2		%		80-120	21-MAY-21
Copper (Cu)-Total			100.9		%		80-120	21-MAY-21
Iron (Fe)-Total			106.5		%		80-120	21-MAY-21
Lead (Pb)-Total			100.6		%		80-120	21-MAY-21
Lithium (Li)-Total			96.6		%		80-120	21-MAY-21
Magnesium (Mg)-Total			99.9		%		80-120	21-MAY-21
Manganese (Mn)-Total			101.8		%		80-120	21-MAY-21
Molybdenum (Mo)-Total			96.6		%		80-120	21-MAY-21
Nickel (Ni)-Total			100.8		%		80-120	21-MAY-21
Phosphorus (P)-Total			108.3		%		80-120	21-MAY-21
Potassium (K)-Total			108.6		%		80-120	21-MAY-21
Rubidium (Rb)-Total			101.6		%		80-120	21-MAY-21
Selenium (Se)-Total			103.5		%		80-120	21-MAY-21
Silicon (Si)-Total			101.5		%		80-120	21-MAY-21

Quality Control Report

Client: New Gold Inc. Rainy River Project
24 Marr Rd
Barwick ON P0W 1A0
Contact: Garnet Cornell

Test	Matrix	Reference	Result	Qualifier	Units	RPD	Limit	Analyzed
MET-T-MISA-TB	**Effluent**							
Batch R5466698								
WG3537813-6 LCS								
Silver (Ag)-Total			96.9		%		80-120	21-MAY-21
Sodium (Na)-Total			104.0		%		80-120	21-MAY-21
Strontium (Sr)-Total			99.0		%		80-120	21-MAY-21
Sulfur (S)-Total			94.2		%		80-120	21-MAY-21
Tellurium (Te)-Total			97.5		%		80-120	21-MAY-21
Thallium (Tl)-Total			102.2		%		80-120	21-MAY-21
Thorium (Th)-Total			97.9		%		80-120	21-MAY-21
Tin (Sn)-Total			97.0		%		80-120	21-MAY-21
Titanium (Ti)-Total			97.3		%		80-120	21-MAY-21
Tungsten (W)-Total			101.1		%		80-120	21-MAY-21
Uranium (U)-Total			102.8		%		80-120	21-MAY-21
Vanadium (V)-Total			102.6		%		80-120	21-MAY-21
Zinc (Zn)-Total			104.6		%		80-120	21-MAY-21
Zirconium (Zr)-Total			90.8		%		80-120	21-MAY-21
WG3537813-1 MB								
Aluminum (Al)-Total			0.0010		mg/L		0.005	21-MAY-21
Antimony (Sb)-Total			0.000010		mg/L		0.0006	21-MAY-21
Arsenic (As)-Total			0.00003		mg/L		0.001	21-MAY-21
Barium (Ba)-Total			<0.00001		mg/L		0.01	21-MAY-21
Beryllium (Be)-Total			<0.0000001		mg/L		0.001	21-MAY-21
Bismuth (Bi)-Total			<0.00001		mg/L		0.001	21-MAY-21
Boron (B)-Total			0.0015		mg/L		0.05	21-MAY-21
Cadmium (Cd)-Total			<0.000001		mg/L		0.000017	21-MAY-21
Calcium (Ca)-Total			<0.002		mg/L		0.2	21-MAY-21
Cesium (Cs)-Total			0.0000010		mg/L		0.00001	21-MAY-21
Chromium (Cr)-Total			<0.00002		mg/L		0.001	21-MAY-21
Cobalt (Co)-Total			<0.000005		mg/L		0.0005	21-MAY-21
Copper (Cu)-Total			<0.00002		mg/L		0.001	21-MAY-21
Iron (Fe)-Total			0.0010		mg/L		0.02	21-MAY-21
Lead (Pb)-Total			<0.00001		mg/L		0.00005	21-MAY-21
Lithium (Li)-Total			0.0004		mg/L		0.05	21-MAY-21
Magnesium (Mg)-Total			0.0004		mg/L		0.02	21-MAY-21
Manganese (Mn)-Total			<0.0002		mg/L		0.001	21-MAY-21
Molybdenum (Mo)-Total			<0.000005		mg/L		0.001	21-MAY-21

Quality Control Report

Client: New Gold Inc. Rainy River Project
24 Marr Rd
Barwick ON P0W 1A0
Contact: Garnet Cornell

Test	Matrix	Reference	Result	Qualifier	Units	RPD	Limit	Analyzed
MET-T-MISA-TB	**Effluent**							
Batch R5466698								
WG3537813-1 MB								
Nickel (Ni)-Total			<0.00002		mg/L		0.002	21-MAY-21
Phosphorus (P)-Total			0.005		mg/L		0.05	21-MAY-21
Potassium (K)-Total			<0.01		mg/L		0.5	21-MAY-21
Rubidium (Rb)-Total			<0.000002		mg/L		0.0002	21-MAY-21
Selenium (Se)-Total			0.000020		mg/L		0.00005	21-MAY-21
Silicon (Si)-Total			0.020		mg/L		0.1	21-MAY-21
Silver (Ag)-Total			0.000002		mg/L		0.0001	21-MAY-21
Sodium (Na)-Total			0.005		mg/L		0.1	21-MAY-21
Strontium (Sr)-Total			<0.000005		mg/L		0.001	21-MAY-21
Sulfur (S)-Total			<0.2		mg/L		0.5	21-MAY-21
Tellurium (Te)-Total			0.00002		mg/L		0.001	21-MAY-21
Thallium (Tl)-Total			<0.000005		mg/L		0.0003	21-MAY-21
Thorium (Th)-Total			<0.00001		mg/L		0.0001	21-MAY-21
Tin (Sn)-Total			0.00001		mg/L		0.001	21-MAY-21
Titanium (Ti)-Total			0.00002		mg/L		0.002	21-MAY-21
Tungsten (W)-Total			<0.00001		mg/L		0.01	21-MAY-21
Uranium (U)-Total			<0.0000005		mg/L		0.005	21-MAY-21
Vanadium (V)-Total			0.00010		mg/L		0.001	21-MAY-21
Zinc (Zn)-Total			0.0005		mg/L		0.003	21-MAY-21
Zirconium (Zr)-Total			<0.000002		mg/L		0.001	21-MAY-21
WG3537813-5 MB								
Aluminum (Al)-Total			<0.0002		mg/L		0.005	21-MAY-21
Antimony (Sb)-Total			0.000010		mg/L		0.0006	21-MAY-21
Arsenic (As)-Total			0.00003		mg/L		0.001	21-MAY-21
Barium (Ba)-Total			<0.00001		mg/L		0.01	21-MAY-21
Beryllium (Be)-Total			<0.0000001		mg/L		0.001	21-MAY-21
Bismuth (Bi)-Total			<0.00001		mg/L		0.001	21-MAY-21
Boron (B)-Total			0.0010		mg/L		0.05	21-MAY-21
Cadmium (Cd)-Total			<0.000001		mg/L		0.000017	21-MAY-21
Calcium (Ca)-Total			<0.002		mg/L		0.2	21-MAY-21
Cesium (Cs)-Total			0.0000020		mg/L		0.00001	21-MAY-21
Chromium (Cr)-Total			<0.00002		mg/L		0.001	21-MAY-21
Cobalt (Co)-Total			<0.000005		mg/L		0.0005	21-MAY-21
Copper (Cu)-Total			<0.00002		mg/L		0.001	21-MAY-21

Quality Control Report

Client: New Gold Inc. Rainy River Project
24 Marr Rd
Barwick ON P0W 1A0
Contact: Garnet Cornell

Test	Matrix	Reference	Result	Qualifier	Units	RPD	Limit	Analyzed
MET-T-MISA-TB	**Effluent**							
Batch R5466698								
WG3537813-5 MB								
Iron (Fe)-Total			<0.0005		mg/L		0.02	21-MAY-21
Lead (Pb)-Total			<0.00001		mg/L		0.00005	21-MAY-21
Lithium (Li)-Total			<0.0002		mg/L		0.05	21-MAY-21
Magnesium (Mg)-Total			0.0008		mg/L		0.02	21-MAY-21
Manganese (Mn)-Total			<0.0002		mg/L		0.001	21-MAY-21
Molybdenum (Mo)-Total			<0.000005		mg/L		0.001	21-MAY-21
Nickel (Ni)-Total			<0.00002		mg/L		0.002	21-MAY-21
Phosphorus (P)-Total			0.010		mg/L		0.05	21-MAY-21
Potassium (K)-Total			<0.01		mg/L		0.5	21-MAY-21
Rubidium (Rb)-Total			<0.000002		mg/L		0.0002	21-MAY-21
Selenium (Se)-Total			0.000015		mg/L		0.00005	21-MAY-21
Silicon (Si)-Total			0.020		mg/L		0.1	21-MAY-21
Silver (Ag)-Total			0.000002		mg/L		0.0001	21-MAY-21
Sodium (Na)-Total			<0.005		mg/L		0.1	21-MAY-21
Strontium (Sr)-Total			0.000030		mg/L		0.001	21-MAY-21
Sulfur (S)-Total			<0.2		mg/L		0.5	21-MAY-21
Tellurium (Te)-Total			<0.00002		mg/L		0.001	21-MAY-21
Thallium (Tl)-Total			<0.000005		mg/L		0.0003	21-MAY-21
Thorium (Th)-Total			<0.00001		mg/L		0.0001	21-MAY-21
Tin (Sn)-Total			<0.00001		mg/L		0.001	21-MAY-21
Titanium (Ti)-Total			<0.00001		mg/L		0.002	21-MAY-21
Tungsten (W)-Total			<0.00001		mg/L		0.01	21-MAY-21
Uranium (U)-Total			0.0000010		mg/L		0.005	21-MAY-21
Vanadium (V)-Total			0.00010		mg/L		0.001	21-MAY-21
Zinc (Zn)-Total			<0.0005		mg/L		0.003	21-MAY-21
Zirconium (Zr)-Total			<0.000002		mg/L		0.001	21-MAY-21
WG3537813-4 MS		**L2587824-18**						
Aluminum (Al)-Total			127.6		%		70-130	21-MAY-21
Antimony (Sb)-Total			109.8		%		70-130	21-MAY-21
Arsenic (As)-Total			113.7		%		70-130	21-MAY-21
Barium (Ba)-Total			110.4		%		70-130	21-MAY-21
Beryllium (Be)-Total			99.5		%		70-130	21-MAY-21
Bismuth (Bi)-Total			108.4		%		70-130	21-MAY-21
Boron (B)-Total			98.2		%		70-130	21-MAY-21

Quality Control Report

Client: New Gold Inc. Rainy River Project
24 Marr Rd
Barwick ON P0W 1A0
Contact: Garnet Cornell

Test	Matrix	Reference	Result	Qualifier	Units	RPD	Limit	Analyzed
MET-T-MISA-TB	**Effluent**							
Batch R5466698								
WG3537813-4 MS		**L2587824-18**						
Cadmium (Cd)-Total			108.9		%		70-130	21-MAY-21
Calcium (Ca)-Total			N/A	MS-B	%		-	21-MAY-21
Cesium (Cs)-Total			108.5		%		70-130	21-MAY-21
Chromium (Cr)-Total			116.4		%		70-130	21-MAY-21
Cobalt (Co)-Total			112.2		%		70-130	21-MAY-21
Copper (Cu)-Total			112.3		%		70-130	21-MAY-21
Iron (Fe)-Total			111.5		%		70-130	21-MAY-21
Lead (Pb)-Total			109.2		%		70-130	21-MAY-21
Lithium (Li)-Total			96.0		%		70-130	21-MAY-21
Magnesium (Mg)-Total			N/A	MS-B	%		-	21-MAY-21
Manganese (Mn)-Total			N/A	MS-B	%		-	21-MAY-21
Molybdenum (Mo)-Total			108.7		%		70-130	21-MAY-21
Nickel (Ni)-Total			112.1		%		70-130	21-MAY-21
Phosphorus (P)-Total			104.7		%		70-130	21-MAY-21
Potassium (K)-Total			106.8		%		70-130	21-MAY-21
Rubidium (Rb)-Total			112.9		%		70-130	21-MAY-21
Selenium (Se)-Total			119.1		%		70-130	21-MAY-21
Silicon (Si)-Total			96.4		%		70-130	21-MAY-21
Silver (Ag)-Total			110.3		%		70-130	21-MAY-21
Sodium (Na)-Total			106.3		%		70-130	21-MAY-21
Strontium (Sr)-Total			N/A	MS-B	%		-	21-MAY-21
Sulfur (S)-Total			102.1		%		70-130	21-MAY-21
Tellurium (Te)-Total			103.9		%		70-130	21-MAY-21
Thallium (Tl)-Total			110.0		%		70-130	21-MAY-21
Thorium (Th)-Total			110.0		%		70-130	21-MAY-21
Tin (Sn)-Total			107.9		%		70-130	21-MAY-21
Titanium (Ti)-Total			111.9		%		70-130	21-MAY-21
Tungsten (W)-Total			109.2		%		70-130	21-MAY-21
Uranium (U)-Total			110.9		%		70-130	21-MAY-21
Vanadium (V)-Total			115.0		%		70-130	21-MAY-21
Zinc (Zn)-Total			106.9		%		70-130	21-MAY-21
Zirconium (Zr)-Total			104.2		%		70-130	21-MAY-21
NH3-MISA-F-TB	**Effluent**							

Quality Control Report

Client: New Gold Inc. Rainy River Project
24 Marr Rd
Barwick ON P0W 1A0
Contact: Garnet Cornell

Test	Matrix	Reference	Result	Qualifier	Units	RPD	Limit	Analyzed
NH3-MISA-F-TB	**Effluent**							
Batch R5460097								
WG3537033-2 LCS								
Ammonia, Total (as N)			102.0		%		85-115	19-MAY-21
WG3537033-1 MB								
Ammonia, Total (as N)			0.006	MB-LOR	mg/L		0.005	19-MAY-21
WG3537033-4 MS		**L2587824-1**						
Ammonia, Total (as N)			90.2		%		75-125	19-MAY-21
NO2-MISA-IC-TB	**Effluent**							
Batch R5459010								
WG3535046-3 DUP		**L2587914-22**						
Nitrite (as N)		0.001	<0.001	RPD-NA	mg/L	N/A	20	17-MAY-21
WG3535048-3 DUP		**L2587914-11**						
Nitrite (as N)		<0.001	<0.001	RPD-NA	mg/L	N/A	20	17-MAY-21
WG3535046-2 LCS								
Nitrite (as N)			101.7		%		90-110	17-MAY-21
WG3535048-2 LCS								
Nitrite (as N)			105.4		%		90-110	17-MAY-21
WG3535052-2 LCS								
Nitrite (as N)			97.5		%		90-110	17-MAY-21
WG3535046-1 MB								
Nitrite (as N)			<0.001		mg/L		0.01	17-MAY-21
WG3535048-1 MB								
Nitrite (as N)			<0.001		mg/L		0.01	17-MAY-21
WG3535052-1 MB								
Nitrite (as N)			<0.001		mg/L		0.01	17-MAY-21
WG3535046-4 MS		**L2587914-23**						
Nitrite (as N)			95.4		%		75-125	17-MAY-21
WG3535048-4 MS		**L2587824-9**						
Nitrite (as N)			103.5		%		75-125	17-MAY-21
NO3-MISA-IC-TB	**Effluent**							
Batch R5459010								
WG3535046-3 DUP		**L2587914-22**						
Nitrate (as N)		0.014	0.012	RPD-NA	mg/L	N/A	20	17-MAY-21
WG3535048-3 DUP		**L2587914-11**						
Nitrate (as N)		<0.002	<0.002	RPD-NA	mg/L	N/A	20	17-MAY-21
WG3535046-2 LCS								
Nitrate (as N)			104.1		%		90-110	17-MAY-21
WG3535048-2 LCS								
Nitrate (as N)			103.7		%		90-110	17-MAY-21

Quality Control Report

Client: New Gold Inc. Rainy River Project
24 Marr Rd
Barwick ON P0W 1A0
Contact: Garnet Cornell

Test	Matrix	Reference	Result	Qualifier	Units	RPD	Limit	Analyzed
NO3-MISA-IC-TB	**Effluent**							
Batch R5459010								
WG3535052-2 LCS								
Nitrate (as N)			99.9		%		90-110	17-MAY-21
WG3535046-1 MB								
Nitrate (as N)			<0.002		mg/L		0.02	17-MAY-21
WG3535048-1 MB								
Nitrate (as N)			<0.002		mg/L		0.02	17-MAY-21
WG3535052-1 MB								
Nitrate (as N)			0.004		mg/L		0.02	17-MAY-21
WG3535046-4 MS		**L2587914-23**						
Nitrate (as N)			96.9		%		75-125	17-MAY-21
WG3535048-4 MS		**L2587824-9**						
Nitrate (as N)			103.0		%		75-125	17-MAY-21
OGG-TOT-WT	**Effluent**							
Batch R5460265								
WG3537794-2 LCS								
Oil and Grease, Total			97.9		%		50-150	19-MAY-21
WG3537794-1 MB								
Oil and Grease, Total			0.8		mg/L		1	19-MAY-21
Batch R5460969								
WG3538251-2 LCS								
Oil and Grease, Total			99.4		%		50-150	20-MAY-21
WG3538251-1 MB								
Oil and Grease, Total			0.6		mg/L		1	20-MAY-21
Batch R5467716								
WG3537358-2 LCS								
Oil and Grease, Total			97.1		%		50-150	19-MAY-21
WG3537358-1 MB								
Oil and Grease, Total			0.6		mg/L		1	19-MAY-21
PH-MISA-TB	**Effluent**							
Batch R5458110								
WG3535020-3 DUP		**L2587914-21**						
pH		7.67	7.74	J	pH	0.07	0.2	14-MAY-21
WG3535023-3 DUP		**L2587914-8**						
pH		7.99	7.99	J	pH	0.00	0.2	14-MAY-21
WG3535020-2 LCS								
pH			7.02		pH		6.9-7.1	14-MAY-21
WG3535023-2 LCS								

Quality Control Report

Client: New Gold Inc. Rainy River Project
24 Marr Rd
Barwick ON P0W 1A0
Contact: Garnet Cornell

Test	Matrix	Reference	Result	Qualifier	Units	RPD	Limit	Analyzed
PH-MISA-TB	**Effluent**							
Batch R5458110								
WG3535023-2 LCS								
pH			7.02		pH		6.9-7.1	14-MAY-21
WG3535027-2 LCS								
pH			7.02		pH		6.9-7.1	14-MAY-21
SO4-MISA-IC-TB	**Effluent**							
Batch R5459010								
WG3535046-3 DUP		**L2587914-22**						
Sulfate (SO4)		18.9	19.4		mg/L	2.2	20	17-MAY-21
WG3535048-3 DUP		**L2587914-11**						
Sulfate (SO4)		12.9	12.7		mg/L	1.8	20	17-MAY-21
WG3535046-2 LCS								
Sulfate (SO4)			106.7		%		90-110	17-MAY-21
WG3535048-2 LCS								
Sulfate (SO4)			107.0		%		90-110	17-MAY-21
WG3535052-2 LCS								
Sulfate (SO4)			100.6		%		90-110	17-MAY-21
WG3535046-1 MB								
Sulfate (SO4)			<0.05		mg/L		0.3	17-MAY-21
WG3535048-1 MB								
Sulfate (SO4)			<0.05		mg/L		0.3	17-MAY-21
WG3535052-1 MB								
Sulfate (SO4)			0.20		mg/L		0.3	17-MAY-21
WG3535046-4 MS		**L2587914-23**						
Sulfate (SO4)			101.4		%		75-125	17-MAY-21
WG3535048-4 MS		**L2587824-9**						
Sulfate (SO4)			101.7		%		75-125	17-MAY-21
TDS-MISA-TB	**Effluent**							
Batch R5458106								
WG3534943-3 DUP		**L2587796-1**						
Total Dissolved Solids		1840	1520		mg/L	19	20	14-MAY-21
WG3534943-2 LCS								
Total Dissolved Solids			88.7		%		85-115	14-MAY-21
WG3534943-1 MB								
Total Dissolved Solids			<2		mg/L		10	14-MAY-21
Batch R5459091								
WG3536119-3 DUP		**L2588043-3**						
Total Dissolved Solids		1660	1680		mg/L	1.0	20	17-MAY-21
WG3536119-2 LCS								

Quality Control Report

Client: New Gold Inc. Rainy River Project
24 Marr Rd
Barwick ON P0W 1A0
Contact: Garnet Cornell

Test	Matrix	Reference	Result	Qualifier	Units	RPD	Limit	Analyzed
TDS-MISA-TB	**Effluent**							
Batch R5459091								
WG3536119-2 LCS								
Total Dissolved Solids			98.0		%		85-115	17-MAY-21
WG3536119-1 MB								
Total Dissolved Solids			<2		mg/L		10	17-MAY-21
TSS-MISA-TB	**Effluent**							
Batch R5458080								
WG3534938-3 DUP		**L2587796-1**						
Total Suspended Solids		1.5	3.0	RPD-NA	mg/L	N/A	20	14-MAY-21
WG3534938-2 LCS								
Total Suspended Solids			99.7		%		85-115	14-MAY-21
WG3534938-1 MB								
Total Suspended Solids			2.0		mg/L		3	14-MAY-21
Batch R5459065								
WG3536112-3 DUP		**L2588043-3**						
Total Suspended Solids		5.0	4.5		mg/L	4.3	20	17-MAY-21
WG3536112-2 LCS								
Total Suspended Solids			99.7		%		85-115	17-MAY-21
WG3536112-1 MB								
Total Suspended Solids			<0.5		mg/L		3	17-MAY-21

Quality Control Report

Workorder: L2587824 Report Date: 23-JUN-21

Client: New Gold Inc. Rainy River Project
24 Marr Rd
Barwick ON P0W 1A0
Contact: Garnet Cornell

Legend:

Limit	ALS Control Limit (Data Quality Objectives)
DUP	Duplicate
RPD	Relative Percent Difference
N/A	Not Available
LCS	Laboratory Control Sample
SRM	Standard Reference Material
MS	Matrix Spike
MSD	Matrix Spike Duplicate
ADE	Average Desorption Efficiency
MB	Method Blank
IRM	Internal Reference Material
CRM	Certified Reference Material
CCV	Continuing Calibration Verification
CVS	Calibration Verification Standard
LCSD	Laboratory Control Sample Duplicate

Sample Parameter Qualifier Definitions:

Qualifier	Description
<DL	Recorded value = measured amount <LMDL (non-zero)
<T	A Measurable Trace Amount: Interpret With Caution
<W	No Measurable Response (Zero): < Reported Value
J	Duplicate results and limits are expressed in terms of absolute difference.
MB-LOR	Method Blank exceeds ALS DQO. Limits of Reporting have been adjusted for samples with positive hits below 5x blank level.
MS-B	Matrix Spike recovery could not be accurately calculated due to high analyte background in sample.
RPD-NA	Relative Percent Difference Not Available due to result(s) being less than detection limit.

Quality Control Report

Workorder: L2587824 Report Date: 23-JUN-21

Client: New Gold Inc. Rainy River Project
24 Marr Rd
Barwick ON P0W 1A0
Contact: Garnet Cornell

Hold Time Exceedances:

ALS Product Description	Sample ID	Sampling Date	Date Processed	Rec. HT	Actual HT	Units	Qualifier
Physical Tests							
Colour, True							
	1	11-MAY-21 15:55	15-MAY-21 10:29	3	4	days	EHTL
	2	11-MAY-21 15:30	15-MAY-21 10:29	3	4	days	EHTL
	5	11-MAY-21 14:55	15-MAY-21 10:29	3	4	days	EHTL
	14	11-MAY-21 16:20	15-MAY-21 10:29	3	4	days	EHTL
	15	11-MAY-21 15:55	15-MAY-21 10:29	3	4	days	EHTL
	17	11-MAY-21 14:30	15-MAY-21 10:29	3	4	days	EHTL
Turbidity							
	7	11-MAY-21 07:15	15-MAY-21 11:45	3	4	days	EHTR
Leachable Anions & Nutrients							
Nitrate in Water by IC							
	1	11-MAY-21 15:55	17-MAY-21 16:55	5	6	days	EHT
	2	11-MAY-21 15:30	17-MAY-21 16:55	5	6	days	EHT
	3	11-MAY-21 10:55	17-MAY-21 16:55	5	6	days	EHT
	4	11-MAY-21 12:00	17-MAY-21 16:55	5	6	days	EHT
	5	11-MAY-21 14:55	17-MAY-21 16:55	5	6	days	EHT
	6	11-MAY-21 09:00	17-MAY-21 16:55	5	6	days	EHT
	7	11-MAY-21 07:15	17-MAY-21 16:55	5	6	days	EHT
	8	11-MAY-21 08:30	17-MAY-21 16:55	5	6	days	EHT
	9	11-MAY-21 14:05	17-MAY-21 16:55	5	6	days	EHT
	12	11-MAY-21 09:45	17-MAY-21 16:55	5	6	days	EHT
	13	11-MAY-21 10:10	17-MAY-21 16:55	5	6	days	EHT
	14	11-MAY-21 16:20	17-MAY-21 16:55	5	6	days	EHT
	15	11-MAY-21 15:55	17-MAY-21 16:55	5	6	days	EHT
	17	11-MAY-21 14:30	17-MAY-21 16:55	5	6	days	EHT
	18	11-MAY-21 11:45	17-MAY-21 16:55	5	6	days	EHT
Nitrite in Water by IC							
	1	11-MAY-21 15:55	17-MAY-21 16:55	5	6	days	EHT
	2	11-MAY-21 15:30	17-MAY-21 16:55	5	6	days	EHT
	3	11-MAY-21 10:55	17-MAY-21 16:55	5	6	days	EHT
	4	11-MAY-21 12:00	17-MAY-21 16:55	5	6	days	EHT
	5	11-MAY-21 14:55	17-MAY-21 16:55	5	6	days	EHT
	6	11-MAY-21 09:00	17-MAY-21 16:55	5	6	days	EHT
	7	11-MAY-21 07:15	17-MAY-21 16:55	5	6	days	EHT
	8	11-MAY-21 08:30	17-MAY-21 16:55	5	6	days	EHT
	9	11-MAY-21 14:05	17-MAY-21 16:55	5	6	days	EHT
	12	11-MAY-21 09:45	17-MAY-21 16:55	5	6	days	EHT
	13	11-MAY-21 10:10	17-MAY-21 16:55	5	6	days	EHT
	14	11-MAY-21 16:20	17-MAY-21 16:55	5	6	days	EHT
	15	11-MAY-21 15:55	17-MAY-21 16:55	5	6	days	EHT
	17	11-MAY-21 14:30	17-MAY-21 16:55	5	6	days	EHT
	18	11-MAY-21 11:45	17-MAY-21 16:55	5	6	days	EHT

Legend & Qualifier Definitions:

EHTR-FM: Exceeded ALS recommended hold time prior to sample receipt. Field Measurement recommended.
EHTR: Exceeded ALS recommended hold time prior to sample receipt.
EHTL: Exceeded ALS recommended hold time prior to analysis. Sample was received less than 24 hours prior to expiry.
EHT: Exceeded ALS recommended hold time prior to analysis.
Rec. HT: ALS recommended hold time (see units).

Notes*:
Where actual sampling date is not provided to ALS, the date (& time) of receipt is used for calculation purposes.
Where actual sampling time is not provided to ALS, the earlier of 12 noon on the sampling date or the time (& date) of receipt is

used for calculation purposes. Samples for L2587824 were received on 14-MAY-21 08:40.

ALS recommended hold times may vary by province. They are assigned to meet known provincial and/or federal government requirements. In the absence of regulatory hold times, ALS establishes recommendations based on guidelines published by the US EPA, APHA Standard Methods, or Environment Canada (where available). For more information, please contact ALS.

The ALS Quality Control Report is provided to ALS clients upon request. ALS includes comprehensive QC checks with every analysis to ensure our high standards of quality are met. Each QC result has a known or expected target value, which is compared against pre-determined data quality objectives to provide confidence in the accuracy of associated test results.

Please note that this report may contain QC results from anonymous Sample Duplicates and Matrix Spikes that do not originate from this Work Order.



L2587824-COFC

CB

ALS Environm

L2587824.

AIN OF CUSTODY RECORD - ALS-443303503

Project Name: Rainy River
Location: Chapple
Project Number:
Project Manager:
PO Number:
Project:
Turn Around Time (days): 10 Business Days
Shipping Company:
Shipping Date: 5/14/2021 8:24:00 AM
COC Number: ALS-443303503

						Containers	SW Kit	Ra-226 Bottle								
						Filtered	N	N								
						Preservatives										
	Sample Code	DO	PH	Temp	**Date and Time**	**Matrix**	NG-SW-P-TB	RA226-MMER-BE							**Number of Containers**	**Comments**
1	FB_SW_20210504				05/11/2021 15:55	SW	X								11	
2	SW02_SW_20210504	7.93	7.41	14.38	05/11/2021 15:30	SW	X								11	
3	SW03_SW_20210504	9.69	7.93	11.14	05/11/2021 10:55	SW	X								11	
4	SW06_SW_20210504				05/11/2021 12:00	SW	X								11	
5	SW10_SW_20210504	8.38	7.73	14.78	05/11/2021 14:55	SW	X								11	
6	SW15_SW_20210504	6.61	8.1	10.31	05/11/2021 09:00	SW	X								11	

	Signature	Data/Time
Shipped by		5/14/2021 8:24:00 AM
Received by		

Shipping Details

Method of Shipment: Courier
On Ice: yes / no
Shipped: Air/Ground
Lab Name: ALS Thunder Bay
Lab Phone:

ATTN

Special Instructions:

Email Invoice to:
rainyriver.accounts1@newgold.com
Email Report to:
rainyriver.labresults@newgold.com

AL

L2587824-COFC

ALS Environment

AIN OF CUSTODY RECORD - ALS-443303503

Project Name: Rainy River
Location: Chapple
Project Number:
Project Manager:
PO Number:
Project:
Turn Around Time (days): 10 Business Days
Shipping Company:
Shipping Date: 5/14/2021 8:24:00 AM
COC Number: ALS-443303503

		DO	pH	temp			SW Kit	Ra-226 Bottle									
	Containers						SW Kit	Ra-226 Bottle								Number of Containers	Comments
	Filtered						N	N									
	Preservatives																
	Sample Code				Date and Time	Matrix	NG-SW-P-TB	RA226-MMER-BE									
7	SW16_SW_20210504	8.36	7.52	9.25	05/11/2021 07:15	SW	X									11	
8	SW17_SW_20210504	7.23	8.02	10.46	05/11/2021 08:30	SW	X									11	
9	SW20_SW_20210504	9.6	7.57	11.28	05/11/2021 14:05	SW	X	X								12	
10	SW21A_SW_20210504	6.45	7.87	13.38	05/12/2021 13:45	SW	X									11	
11	SW22A_SW_20210504	6.95	8.11	14.98	05/12/2021 14:30	SW	X	X								12	
12	SW23_SW_20210504	6.03	7.81	9.32	05/11/2021 09:45	SW	X	X								12	
13	SW24_SW_20210504	6.41	7.79	9.73	05/11/2021 10:10	SW	X	X								12	

Signature	Data/Time
Shipped by	5/14/2021 8:24:00 AM
Received by	

Shipping Details
Method of Shipment: Courier
On Ice: yes / no
Shipped: Air/Ground
Lab Name: ALS Thunder Bay
Lab Phone:

ATTN

Special Instructions:

Email Invoice to:
rainyriver.accounts1@newgold.com
Email Report to:
rainyriver.labresults@newgold.com



L2587824-COFC

ALS En

CHAIN OF CUSTODY RECORD - ALS-443303503

Project Name: Rainy River
Location: Chapple
Project Number:
Project Manager:
PO Number:
Project:
Turn Around Time (days): 10 Business Days
Shipping Company:
Shipping Date: 5/14/2021 8:24:00 AM
COC Number: ALS-443303503

	Containers	SW Kit	Ra-226 Bottle								Number of Containers	Comments
	Filtered	N	N									
	Preservatives											
		NG-SW-P-TB	RA226-MMER-BE									
Sample Code		DO	pH	temp	Date and Time	Matrix						
14 SW25_SW_20210504		7.26	8.54	14.5	05/11/2021 16:20	SW	X								11	
15 SW26_SW_20210504		6.68	8.31	14.07	05/11/2021 15:55	SW	X								11	
16 SW27_SW_20210504		7.54	7.95	12.75	05/12/2021 14:10	SW	X								11	
17 SW28A_SW_20210504		7.59	8.17	16.12	05/11/2021 14:30	SW	X								11	
10 SW29_SW_20210504		7.55	7.36	10.59	05/11/2021 11:45	SW	X								11	
19 TB_SW_20210504					05/14/2021 08:32	SW	X								11	

Signature	Data/Time	Shipping Details	ATTN	Special Instructions:
Shipped by	5/14/2021 8:24:00 AM	**Method of Shipment:** Courier **On Ice:** yes / no **Shipped:** Air/Ground **Lab Name:** ALS Thunder Bay **Lab Phone:**		**Email Invoice to:** rainyriver.accounts1@newgold.com **Email Report to:** rainyriver.labresults@newgold.com
Received by				

CHAIN OF CUSTODY RECORD - ALS-443303503

Drinking Water (DW) Samples (client use)
Are samples taken from a Regulated DW System? Yes X No
Are samples for human consumption / use? Yes X No
Samples from a Regulated DW System require an Authorized DW COC form

Sample Receipt Details (ALS use only)							
Cooling Method: ☐ None ☐ Ice ☑ Ice Packs ☐ Frozen ☐ Cooling Initiated							
Submission Comments identified on Sample Receipt Notification: ☐ Yes ☐ No							
Cooler Custody Seals Intact: ☐ Yes ☐ NA Sample Custody Seals Intact: ☐ Yes ☐ NA							
8.5°C. Initial Cooler Temperatures °C				Final Cooler Temperatures °C			

	Signature	Data/Time	Shipping Details	ATTN	Special Instructions:
Shipped by		5/14/2021 8:24:00 AM	**Method of Shipment:** Courier **On Ice:** yes / no **Shipped:** Air/Ground **Lab Name:** ALS Thunder Bay **Lab Phone:**		**Email Invoice to:** rainyriver.accounts1@newgold.com **Email Report to:** rainyriver.labresults@newgold.com
Received by	AC	May 14/21 0940			

New Gold Inc. Rainy River Project
ATTN: Garnet Cornell
24 Marr Rd
Barwick ON P0W 1A0

Date Received: 10-JUN-21
Report Date: 15-JUL-21 05:45 (MT)
Version: FINAL

Client Phone: 807-234-8200

Certificate of Analysis

Lab Work Order #: L2600264

Project P.O. #: 4500038941
Job Reference: SURFACE WATER
C of C Numbers:
Legal Site Desc:

Christine Paradis
Project Manager

[This report shall not be reproduced except in full without the written authority of the Laboratory.]

ALS ENVIRONMENTAL ANALYTICAL REPORT

Sample Details/Parameters	Result	Qualifier*	D.L.	Units	Extracted	Analyzed	Batch
L2600264-1 FB_SW_20210608 Sampled By: CLIENT on 08-JUN-21 @ 10:20 Matrix: SW							
Physical Tests							
Color, True	<2.0		2.0	CU		13-JUN-21	R5488621
Conductivity (EC)	7.6		1.0	uS/cm		13-JUN-21	R5489177
Hardness (as CaCO3)	<0.51		0.51	mg/L		18-JUN-21	
pH	5.19		0.10	pH		13-JUN-21	R5489177
Total Suspended Solids	7.0		3.0	mg/L		15-JUN-21	R5491243
Total Dissolved Solids	10		10	mg/L		15-JUN-21	R5491259
Turbidity	<0.10		0.10	NTU		12-JUN-21	R5487728
Anions and Nutrients							
Acidity (as CaCO3)	<0.2	<W	2.0	mg/L		16-JUN-21	R5492130
Alkalinity, Total (as CaCO3)	<0.2	<W	2.0	mg/L		13-JUN-21	R5489177
Ammonia, Total (as N)	<0.002	<W	0.0050	mg/L		23-JUN-21	R5501158
Chloride (Cl)	0.93		0.10	mg/L	12-JUN-21	14-JUN-21	R5489456
Fluoride (F)	0.028		0.020	mg/L	12-JUN-21	14-JUN-21	R5489456
Nitrate (as N)	0.036	<T	0.020	mg/L		14-JUN-21	R5489456
Nitrite (as N)	<0.001	<W	0.010	mg/L		14-JUN-21	R5489456
Total Kjeldahl Nitrogen	<0.050		0.050	mg/L	17-JUN-21	23-JUN-21	R5497494
Orthophosphate-Dissolved (as P)	<0.0030		0.0030	mg/L	16-JUN-21	16-JUN-21	R5491640
Sulfate (SO4)	0.80	<T	0.30	mg/L		14-JUN-21	R5489456
Cyanides							
Cyanide, Weak Acid Diss	<0.0001	<W	0.0020	mg/L		15-JUN-21	R5491490
Cyanide, Total	<0.0002	<W	0.0020	mg/L		15-JUN-21	R5491490
Cyanide, Free	0.0002	<DL	0.0020	mg/L		15-JUN-21	R5491490
Organic / Inorganic Carbon							
Dissolved Organic Carbon	<0.50		0.50	mg/L	15-JUN-21	17-JUN-21	R5492887
Total Organic Carbon	<0.50		0.50	mg/L		17-JUN-21	R5492888
Total Metals							
Aluminum (Al)-Total	0.0010	<DL	0.0050	mg/L		17-JUN-21	R5493457
Antimony (Sb)-Total	<0.000005	<W	0.00060	mg/L		17-JUN-21	R5493457
Arsenic (As)-Total	<0.00001	<W	0.0010	mg/L		17-JUN-21	R5493457
Barium (Ba)-Total	0.00002	<DL	0.010	mg/L		17-JUN-21	R5493457
Beryllium (Be)-Total	<0.0000001	<W	0.0010	mg/L		17-JUN-21	R5493457
Bismuth (Bi)-Total	<0.00001	<W	0.0010	mg/L		17-JUN-21	R5493457
Boron (B)-Total	0.0040	<DL	0.050	mg/L		17-JUN-21	R5493457
Cadmium (Cd)-Total	<0.000001	<W	0.000017	mg/L		17-JUN-21	R5493457
Calcium (Ca)-Total	0.064	<DL	0.20	mg/L		17-JUN-21	R5493457
Cesium (Cs)-Total	<0.0000005	<W	0.000010	mg/L		17-JUN-21	R5493457
Chromium (Cr)-Total	0.00008	<DL	0.0010	mg/L		17-JUN-21	R5493457
Cobalt (Co)-Total	<0.000005	<W	0.00050	mg/L		17-JUN-21	R5493457
Copper (Cu)-Total	<0.00002	<W	0.0010	mg/L		17-JUN-21	R5493457
Iron (Fe)-Total	0.0030	<DL	0.020	mg/L		17-JUN-21	R5493457
Lead (Pb)-Total	<0.00001	<W	0.000050	mg/L		17-JUN-21	R5493457
Lithium (Li)-Total	<0.0002	<W	0.050	mg/L		17-JUN-21	R5493457

* Refer to Referenced Information for Qualifiers (if any) and Methodology.

ALS ENVIRONMENTAL ANALYTICAL REPORT

Sample Details/Parameters	Result	Qualifier*	D.L.	Units	Extracted	Analyzed	Batch
L2600264-1 FB_SW_20210608 Sampled By: CLIENT on 08-JUN-21 @ 10:20 Matrix: SW							
Total Metals							
Magnesium (Mg)-Total	0.0058	<DL	0.020	mg/L		17-JUN-21	R5493457
Manganese (Mn)-Total	<0.0002	<W	0.0010	mg/L		17-JUN-21	R5493457
Mercury (Hg)-Total	<0.000005	<W	0.000030	mg/L		16-JUN-21	R5491588
Molybdenum (Mo)-Total	<0.000005	<W	0.0010	mg/L		17-JUN-21	R5493457
Nickel (Ni)-Total	<0.00002	<W	0.0020	mg/L		17-JUN-21	R5493457
Phosphorus (P)-Total	0.010	<DL	0.050	mg/L		17-JUN-21	R5493457
Potassium (K)-Total	<0.01	<W	0.50	mg/L		17-JUN-21	R5493457
Rubidium (Rb)-Total	<0.000002	<W	0.00020	mg/L		17-JUN-21	R5493457
Selenium (Se)-Total	<0.000005	<W	0.000050	mg/L		17-JUN-21	R5493457
Silicon (Si)-Total	0.030	<DL	0.10	mg/L		17-JUN-21	R5493457
Silver (Ag)-Total	<0.000001	<W	0.00010	mg/L		17-JUN-21	R5493457
Sodium (Na)-Total	0.030	<DL	0.10	mg/L		17-JUN-21	R5493457
Strontium (Sr)-Total	0.000085	<DL	0.0010	mg/L		17-JUN-21	R5493457
Sulfur (S)-Total	<0.2	<W	0.50	mg/L		17-JUN-21	R5493457
Tellurium (Te)-Total	<0.00002	<W	0.0010	mg/L		17-JUN-21	R5493457
Thallium (Tl)-Total	<0.000005	<W	0.00030	mg/L		17-JUN-21	R5493457
Thorium (Th)-Total	<0.00001	<W	0.00010	mg/L		17-JUN-21	R5493457
Tin (Sn)-Total	0.00012	<DL	0.0010	mg/L		17-JUN-21	R5493457
Titanium (Ti)-Total	0.00007	<DL	0.0020	mg/L		17-JUN-21	R5493457
Tungsten (W)-Total	<0.00001	<W	0.010	mg/L		17-JUN-21	R5493457
Uranium (U)-Total	<0.0000005	<W	0.0050	mg/L		17-JUN-21	R5493457
Vanadium (V)-Total	<0.00005	<W	0.0010	mg/L		17-JUN-21	R5493457
Zinc (Zn)-Total	<0.0005	<W	0.0030	mg/L		17-JUN-21	R5493457
Zirconium (Zr)-Total	0.000002	<DL	0.0010	mg/L		17-JUN-21	R5493457
Dissolved Metals							
Dissolved Metals Filtration Location	FIELD					16-JUN-21	R5492119
Aluminum (Al)-Dissolved	<0.0002	<W	0.0050	mg/L		16-JUN-21	R5492668
Antimony (Sb)-Dissolved	0.000020	<DL	0.00060	mg/L		16-JUN-21	R5492668
Arsenic (As)-Dissolved	0.0000122	<DL	0.0010	mg/L		16-JUN-21	R5492668
Barium (Ba)-Dissolved	0.000010	<DL	0.010	mg/L		16-JUN-21	R5492668
Beryllium (Be)-Dissolved	<0.000002	<W	0.0010	mg/L		16-JUN-21	R5492668
Bismuth (Bi)-Dissolved	0.000006	<DL	0.0010	mg/L		16-JUN-21	R5492668
Boron (B)-Dissolved	0.0050	<DL	0.050	mg/L		16-JUN-21	R5492668
Cadmium (Cd)-Dissolved	<0.0000005	<W	0.000017	mg/L		16-JUN-21	R5492668
Calcium (Ca)-Dissolved	0.030	<DL	0.20	mg/L		16-JUN-21	R5492668
Cesium (Cs)-Dissolved	0.0000010	<DL	0.000010	mg/L		16-JUN-21	R5492668
Chromium (Cr)-Dissolved	0.00003	<DL	0.0010	mg/L		16-JUN-21	R5492668
Cobalt (Co)-Dissolved	<0.000002	<W	0.00050	mg/L		16-JUN-21	R5492668
Copper (Cu)-Dissolved	<0.00002	<W	0.0010	mg/L		16-JUN-21	R5492668
Iron (Fe)-Dissolved	<0.0005	<W	0.020	mg/L		16-JUN-21	R5492668
Lead (Pb)-Dissolved	<0.00001	<W	0.000050	mg/L		16-JUN-21	R5492668

* Refer to Referenced Information for Qualifiers (if any) and Methodology.

ALS ENVIRONMENTAL ANALYTICAL REPORT

Sample Details/Parameters	Result	Qualifier*	D.L.	Units	Extracted	Analyzed	Batch
L2600264-1 FB_SW_20210608 Sampled By: CLIENT on 08-JUN-21 @ 10:20 Matrix: SW							
Dissolved Metals							
Lithium (Li)-Dissolved	<0.0002	<W	0.050	mg/L		16-JUN-21	R5492668
Magnesium (Mg)-Dissolved	0.0005	<DL	0.020	mg/L		16-JUN-21	R5492668
Manganese (Mn)-Dissolved	0.00004	<DL	0.0010	mg/L		16-JUN-21	R5492668
Mercury (Hg)-Dissolved	<0.000005	<W	0.000030	mg/L		16-JUN-21	R5491586
Molybdenum (Mo)-Dissolved	0.000004	<DL	0.0010	mg/L		16-JUN-21	R5492668
Nickel (Ni)-Dissolved	<0.00002	<W	0.0020	mg/L		16-JUN-21	R5492668
Phosphorus (P)-Dissolved	<0.005	<W	0.050	mg/L		16-JUN-21	R5492668
Potassium (K)-Dissolved	0.01	<DL	0.50	mg/L		16-JUN-21	R5492668
Rubidium (Rb)-Dissolved	0.000002	<DL	0.00020	mg/L		16-JUN-21	R5492668
Selenium (Se)-Dissolved	<0.000005	<W	0.000050	mg/L		16-JUN-21	R5492668
Silicon (Si)-Dissolved	0.020	<DL	0.050	mg/L		16-JUN-21	R5492668
Silver (Ag)-Dissolved	<0.0000005	<W	0.00010	mg/L		16-JUN-21	R5492668
Sodium (Na)-Dissolved	0.030	<DL	0.10	mg/L		16-JUN-21	R5492668
Strontium (Sr)-Dissolved	0.00006	<DL	0.0010	mg/L		16-JUN-21	R5492668
Sulfur (S)-Dissolved	<0.2	<W	0.50	mg/L		16-JUN-21	R5492668
Tellurium (Te)-Dissolved	0.00001	<DL	0.0010	mg/L		16-JUN-21	R5492668
Thallium (Tl)-Dissolved	0.000002	<DL	0.00030	mg/L		16-JUN-21	R5492668
Thorium (Th)-Dissolved	<0.00001	<W	0.00010	mg/L		16-JUN-21	R5492668
Tin (Sn)-Dissolved	<0.000005	<W	0.0010	mg/L		16-JUN-21	R5492668
Titanium (Ti)-Dissolved	<0.00002	<W	0.0020	mg/L		16-JUN-21	R5492668
Tungsten (W)-Dissolved	<0.000002	<W	0.010	mg/L		16-JUN-21	R5492668
Uranium (U)-Dissolved	<0.0000005	<W	0.0050	mg/L		16-JUN-21	R5492668
Vanadium (V)-Dissolved	<0.00002	<W	0.0010	mg/L		16-JUN-21	R5492668
Zinc (Zn)-Dissolved	<0.0002	<W	0.0030	mg/L		16-JUN-21	R5492668
Zirconium (Zr)-Dissolved	<0.000002	<W	0.0010	mg/L		16-JUN-21	R5492668
Aggregate Organics							
Biochemical Oxygen Demand	<2.0		2.0	mg/L		17-JUN-21	R5495118
Chemical Oxygen Demand	<10		10	mg/L	17-JUN-21	19-JUN-21	R5493786
Oil and Grease, Total	0.6	<DL	1.0	mg/L	22-JUN-21	22-JUN-21	R5496390
L2600264-2 SW02_SW_20210608 Sampled By: CLIENT on 08-JUN-21 @ 15:10 Matrix: SW							
Field Tests							
Dissolved Oxygen, Client Supplied	4.16		0	mg/L		15-JUN-21	R5490892
pH, Client Supplied	7.71		0.10	pH		15-JUN-21	R5490892
Temperature, Client Supplied	23.27		0	Degree C		15-JUN-21	R5490892
Physical Tests							
Color, True	154		2.0	CU		13-JUN-21	R5488621
Conductivity (EC)	148		1.0	uS/cm		13-JUN-21	R5489177
Hardness (as CaCO3)	82.9		0.51	mg/L		18-JUN-21	
pH	7.63		0.10	pH		13-JUN-21	R5489177
Total Suspended Solids	3.5		3.0	mg/L		15-JUN-21	R5491243

* Refer to Referenced Information for Qualifiers (if any) and Methodology.

ALS ENVIRONMENTAL ANALYTICAL REPORT

Sample Details/Parameters	Result	Qualifier*	D.L.	Units	Extracted	Analyzed	Batch
L2600264-2 SW02_SW_20210608 Sampled By: CLIENT on 08-JUN-21 @ 15:10 Matrix: SW							
Physical Tests							
Total Dissolved Solids	136		13	mg/L		15-JUN-21	R5491259
Turbidity	0.87		0.10	NTU		12-JUN-21	R5487728
Anions and Nutrients							
Acidity (as CaCO3)	0.4	<DL	2.0	mg/L		16-JUN-21	R5492130
Alkalinity, Total (as CaCO3)	78.0		2.0	mg/L		13-JUN-21	R5489177
Ammonia, Total (as N)	0.030	<T	0.0050	mg/L		23-JUN-21	R5501158
Ammonia, Un-ionized (as N)	<0.001	<W	0.010	mg/L		25-JUN-21	
Chloride (Cl)	0.11		0.10	mg/L	12-JUN-21	14-JUN-21	R5489456
Fluoride (F)	0.039		0.020	mg/L	12-JUN-21	14-JUN-21	R5489456
Nitrate (as N)	0.002	<DL	0.020	mg/L		14-JUN-21	R5489456
Nitrite (as N)	<0.001	<W	0.010	mg/L		14-JUN-21	R5489456
Total Kjeldahl Nitrogen	1.25		0.050	mg/L	17-JUN-21	23-JUN-21	R5497494
Orthophosphate-Dissolved (as P)	<0.0030		0.0030	mg/L	16-JUN-21	16-JUN-21	R5491640
Sulfate (SO4)	<0.05	<W	0.30	mg/L		14-JUN-21	R5489456
Cyanides							
Cyanide, Weak Acid Diss	0.0008	<DL	0.0020	mg/L		15-JUN-21	R5491490
Cyanide, Total	0.0010	<DL	0.0020	mg/L		15-JUN-21	R5491490
Cyanide, Free	0.0007	<DL	0.0020	mg/L		15-JUN-21	R5491490
Organic / Inorganic Carbon							
Dissolved Organic Carbon	34.0	DLM	2.5	mg/L	15-JUN-21	17-JUN-21	R5492887
Total Organic Carbon	39.1	DLM	2.5	mg/L		17-JUN-21	R5492900
Total Metals							
Aluminum (Al)-Total	0.0362		0.0050	mg/L		17-JUN-21	R5493457
Antimony (Sb)-Total	0.000035	<DL	0.00060	mg/L		17-JUN-21	R5493457
Arsenic (As)-Total	0.00093	<DL	0.0010	mg/L		17-JUN-21	R5493457
Barium (Ba)-Total	0.0109		0.010	mg/L		17-JUN-21	R5493457
Beryllium (Be)-Total	<0.0000001	<W	0.0010	mg/L		17-JUN-21	R5493457
Bismuth (Bi)-Total	<0.00001	<W	0.0010	mg/L		17-JUN-21	R5493457
Boron (B)-Total	0.0085	<DL	0.050	mg/L		17-JUN-21	R5493457
Cadmium (Cd)-Total	0.000006	<DL	0.000017	mg/L		17-JUN-21	R5493457
Calcium (Ca)-Total	20.4		0.20	mg/L		17-JUN-21	R5493457
Cesium (Cs)-Total	0.0000045	<DL	0.000010	mg/L		17-JUN-21	R5493457
Chromium (Cr)-Total	0.00022	<DL	0.0010	mg/L		17-JUN-21	R5493457
Cobalt (Co)-Total	0.000130	<DL	0.00050	mg/L		17-JUN-21	R5493457
Copper (Cu)-Total	0.00034	<DL	0.0010	mg/L		17-JUN-21	R5493457
Iron (Fe)-Total	0.319		0.020	mg/L		17-JUN-21	R5493457
Lead (Pb)-Total	<0.00001	<W	0.000050	mg/L		17-JUN-21	R5493457
Lithium (Li)-Total	0.0018	<DL	0.050	mg/L		17-JUN-21	R5493457
Magnesium (Mg)-Total	7.85		0.020	mg/L		17-JUN-21	R5493457
Manganese (Mn)-Total	0.0400		0.0010	mg/L		17-JUN-21	R5493457
Mercury (Hg)-Total	<0.000005	<W	0.000030	mg/L		16-JUN-21	R5491588
Molybdenum (Mo)-Total	0.000115	<DL	0.0010	mg/L		17-JUN-21	R5493457

* Refer to Referenced Information for Qualifiers (if any) and Methodology.

ALS ENVIRONMENTAL ANALYTICAL REPORT

Sample Details/Parameters	Result	Qualifier*	D.L.	Units	Extracted	Analyzed	Batch
L2600264-2 SW02_SW_20210608 Sampled By: CLIENT on 08-JUN-21 @ 15:10 Matrix: SW							
Total Metals							
Nickel (Ni)-Total	0.00056	<DL	0.0020	mg/L		17-JUN-21	R5493457
Phosphorus (P)-Total	0.010	<DL	0.050	mg/L		17-JUN-21	R5493457
Potassium (K)-Total	0.19	<DL	0.50	mg/L		17-JUN-21	R5493457
Rubidium (Rb)-Total	0.000814		0.00020	mg/L		17-JUN-21	R5493457
Selenium (Se)-Total	0.000150	<T	0.000050	mg/L		17-JUN-21	R5493457
Silicon (Si)-Total	2.17		0.10	mg/L		17-JUN-21	R5493457
Silver (Ag)-Total	0.000001	<DL	0.00010	mg/L		17-JUN-21	R5493457
Sodium (Na)-Total	1.13		0.10	mg/L		17-JUN-21	R5493457
Strontium (Sr)-Total	0.0369		0.0010	mg/L		17-JUN-21	R5493457
Sulfur (S)-Total	<0.2	<W	0.50	mg/L		17-JUN-21	R5493457
Tellurium (Te)-Total	<0.00002	<W	0.0010	mg/L		17-JUN-21	R5493457
Thallium (Tl)-Total	<0.000005	<W	0.00030	mg/L		17-JUN-21	R5493457
Thorium (Th)-Total	0.00004	<DL	0.00010	mg/L		17-JUN-21	R5493457
Tin (Sn)-Total	0.00007	<DL	0.0010	mg/L		17-JUN-21	R5493457
Titanium (Ti)-Total	0.00091	<DL	0.0020	mg/L		17-JUN-21	R5493457
Tungsten (W)-Total	<0.00001	<W	0.010	mg/L		17-JUN-21	R5493457
Uranium (U)-Total	0.0000490	<DL	0.0050	mg/L		17-JUN-21	R5493457
Vanadium (V)-Total	0.00035	<DL	0.0010	mg/L		17-JUN-21	R5493457
Zinc (Zn)-Total	0.0015	<DL	0.0030	mg/L		17-JUN-21	R5493457
Zirconium (Zr)-Total	0.000194	<DL	0.0010	mg/L		17-JUN-21	R5493457
Dissolved Metals							
Dissolved Metals Filtration Location	FIELD					16-JUN-21	R5492119
Aluminum (Al)-Dissolved	0.0234	<T	0.0050	mg/L		16-JUN-21	R5492668
Antimony (Sb)-Dissolved	0.000040	<DL	0.00060	mg/L		16-JUN-21	R5492668
Arsenic (As)-Dissolved	0.000923	<DL	0.0010	mg/L		16-JUN-21	R5492668
Barium (Ba)-Dissolved	0.0108		0.010	mg/L		16-JUN-21	R5492668
Beryllium (Be)-Dissolved	<0.000002	<W	0.0010	mg/L		16-JUN-21	R5492668
Bismuth (Bi)-Dissolved	0.000004	<DL	0.0010	mg/L		16-JUN-21	R5492668
Boron (B)-Dissolved	0.0080	<DL	0.050	mg/L		16-JUN-21	R5492668
Cadmium (Cd)-Dissolved	0.0000010	<DL	0.000017	mg/L		16-JUN-21	R5492668
Calcium (Ca)-Dissolved	20.3		0.20	mg/L		16-JUN-21	R5492668
Cesium (Cs)-Dissolved	0.0000010	<DL	0.000010	mg/L		16-JUN-21	R5492668
Chromium (Cr)-Dissolved	0.00010	<DL	0.0010	mg/L		16-JUN-21	R5492668
Cobalt (Co)-Dissolved	0.000130	<DL	0.00050	mg/L		16-JUN-21	R5492668
Copper (Cu)-Dissolved	0.00032	<DL	0.0010	mg/L		16-JUN-21	R5492668
Iron (Fe)-Dissolved	0.272		0.020	mg/L		16-JUN-21	R5492668
Lead (Pb)-Dissolved	<0.00001	<W	0.000050	mg/L		16-JUN-21	R5492668
Lithium (Li)-Dissolved	0.0020	<DL	0.050	mg/L		16-JUN-21	R5492668
Magnesium (Mg)-Dissolved	7.79		0.020	mg/L		16-JUN-21	R5492668
Manganese (Mn)-Dissolved	0.0331		0.0010	mg/L		16-JUN-21	R5492668
Mercury (Hg)-Dissolved	<0.000005	<W	0.000030	mg/L		16-JUN-21	R5491586

* Refer to Referenced Information for Qualifiers (if any) and Methodology.

ALS ENVIRONMENTAL ANALYTICAL REPORT

Sample Details/Parameters	Result	Qualifier*	D.L.	Units	Extracted	Analyzed	Batch
L2600264-2 SW02_SW_20210608 Sampled By: CLIENT on 08-JUN-21 @ 15:10 Matrix: SW							
Dissolved Metals							
Molybdenum (Mo)-Dissolved	0.000120	<DL	0.0010	mg/L		16-JUN-21	R5492668
Nickel (Ni)-Dissolved	0.00062	<DL	0.0020	mg/L		16-JUN-21	R5492668
Phosphorus (P)-Dissolved	<0.005	<W	0.050	mg/L		16-JUN-21	R5492668
Potassium (K)-Dissolved	0.20	<DL	0.50	mg/L		16-JUN-21	R5492668
Rubidium (Rb)-Dissolved	0.000816		0.00020	mg/L		16-JUN-21	R5492668
Selenium (Se)-Dissolved	0.000125	<T	0.000050	mg/L		16-JUN-21	R5492668
Silicon (Si)-Dissolved	2.12		0.050	mg/L		16-JUN-21	R5492668
Silver (Ag)-Dissolved	<0.0000005	<W	0.00010	mg/L		16-JUN-21	R5492668
Sodium (Na)-Dissolved	1.15		0.10	mg/L		16-JUN-21	R5492668
Strontium (Sr)-Dissolved	0.0365		0.0010	mg/L		16-JUN-21	R5492668
Sulfur (S)-Dissolved	<0.2	<W	0.50	mg/L		16-JUN-21	R5492668
Tellurium (Te)-Dissolved	<0.00001	<W	0.0010	mg/L		16-JUN-21	R5492668
Thallium (Tl)-Dissolved	<0.000002	<W	0.00030	mg/L		16-JUN-21	R5492668
Thorium (Th)-Dissolved	0.00002	<DL	0.00010	mg/L		16-JUN-21	R5492668
Tin (Sn)-Dissolved	<0.000005	<W	0.0010	mg/L		16-JUN-21	R5492668
Titanium (Ti)-Dissolved	0.00054	<DL	0.0020	mg/L		16-JUN-21	R5492668
Tungsten (W)-Dissolved	<0.000002	<W	0.010	mg/L		16-JUN-21	R5492668
Uranium (U)-Dissolved	0.0000485	<DL	0.0050	mg/L		16-JUN-21	R5492668
Vanadium (V)-Dissolved	0.00032	<DL	0.0010	mg/L		16-JUN-21	R5492668
Zinc (Zn)-Dissolved	0.0010	<DL	0.0030	mg/L		16-JUN-21	R5492668
Zirconium (Zr)-Dissolved	0.000174	<DL	0.0010	mg/L		16-JUN-21	R5492668
Aggregate Organics							
Biochemical Oxygen Demand	<2.0		2.0	mg/L		17-JUN-21	R5495118
Chemical Oxygen Demand	87		10	mg/L	17-JUN-21	19-JUN-21	R5493786
Oil and Grease, Total	1.4		1.0	mg/L	22-JUN-21	22-JUN-21	R5496390
L2600264-3 SW03_SW_20210608 Sampled By: CLIENT on 08-JUN-21 @ 11:25 Matrix: SW							
Field Tests							
Dissolved Oxygen, Client Supplied	3.61		0	mg/L		15-JUN-21	R5490892
pH, Client Supplied	6.97		0.10	pH		15-JUN-21	R5490892
Temperature, Client Supplied	16.5		0	Degree C		15-JUN-21	R5490892
Physical Tests							
Color, True	85.3		2.0	CU		13-JUN-21	R5488621
Conductivity (EC)	454		1.0	uS/cm		13-JUN-21	R5489177
Hardness (as CaCO3)	216		0.51	mg/L		18-JUN-21	
pH	8.08		0.10	pH		13-JUN-21	R5489177
Total Suspended Solids	12.0		3.0	mg/L		15-JUN-21	R5491243
Total Dissolved Solids	300		20	mg/L		15-JUN-21	R5491259
Turbidity	8.99		0.10	NTU		12-JUN-21	R5487728
Anions and Nutrients							
Acidity (as CaCO3)	<0.2	<W	2.0	mg/L		16-JUN-21	R5492130

* Refer to Referenced Information for Qualifiers (if any) and Methodology.

ALS ENVIRONMENTAL ANALYTICAL REPORT

Sample Details/Parameters	Result	Qualifier*	D.L.	Units	Extracted	Analyzed	Batch
L2600264-3 SW03_SW_20210608 Sampled By: CLIENT on 08-JUN-21 @ 11:25 Matrix: SW							
Anions and Nutrients							
Alkalinity, Total (as CaCO3)	198		2.0	mg/L		13-JUN-21	R5489177
Ammonia, Total (as N)	0.036	<T	0.0050	mg/L		23-JUN-21	R5501158
Ammonia, Un-ionized (as N)	<0.001	<W	0.010	mg/L		25-JUN-21	
Chloride (Cl)	9.79		0.10	mg/L	12-JUN-21	14-JUN-21	R5489456
Fluoride (F)	0.063		0.020	mg/L	12-JUN-21	14-JUN-21	R5489456
Nitrate (as N)	0.002	<DL	0.020	mg/L		14-JUN-21	R5489456
Nitrite (as N)	<0.001	<W	0.010	mg/L		14-JUN-21	R5489456
Total Kjeldahl Nitrogen	1.52		0.050	mg/L	17-JUN-21	23-JUN-21	R5497494
Orthophosphate-Dissolved (as P)	0.0474		0.0030	mg/L	16-JUN-21	16-JUN-21	R5491640
Sulfate (SO4)	30.3		0.30	mg/L		14-JUN-21	R5489456
Cyanides							
Cyanide, Weak Acid Diss	0.0008	<DL	0.0020	mg/L		15-JUN-21	R5491490
Cyanide, Total	0.0008	<DL	0.0020	mg/L		15-JUN-21	R5491490
Cyanide, Free	0.0010	<DL	0.0020	mg/L		15-JUN-21	R5491490
Organic / Inorganic Carbon							
Dissolved Organic Carbon	31.4	DLM	2.5	mg/L	15-JUN-21	18-JUN-21	R5494294
Total Organic Carbon	31.6	DLM	2.5	mg/L		17-JUN-21	R5492900
Total Metals							
Aluminum (Al)-Total	0.337		0.0050	mg/L		17-JUN-21	R5493457
Antimony (Sb)-Total	0.000205	<DL	0.00060	mg/L		17-JUN-21	R5493457
Arsenic (As)-Total	0.00280	<T	0.0010	mg/L		17-JUN-21	R5493457
Barium (Ba)-Total	0.0226		0.010	mg/L		17-JUN-21	R5493457
Beryllium (Be)-Total	<0.0000001	<W	0.0010	mg/L		17-JUN-21	R5493457
Bismuth (Bi)-Total	<0.00001	<W	0.0010	mg/L		17-JUN-21	R5493457
Boron (B)-Total	0.0240	<DL	0.050	mg/L		17-JUN-21	R5493457
Cadmium (Cd)-Total	0.000012	<DL	0.000017	mg/L		17-JUN-21	R5493457
Calcium (Ca)-Total	51.9		0.20	mg/L		17-JUN-21	R5493457
Cesium (Cs)-Total	0.0000510		0.000010	mg/L		17-JUN-21	R5493457
Chromium (Cr)-Total	0.00072	<DL	0.0010	mg/L		17-JUN-21	R5493457
Cobalt (Co)-Total	0.000500	<T	0.00050	mg/L		17-JUN-21	R5493457
Copper (Cu)-Total	0.00154	<T	0.0010	mg/L		17-JUN-21	R5493457
Iron (Fe)-Total	0.572		0.020	mg/L		17-JUN-21	R5493457
Lead (Pb)-Total	0.00021	<T	0.000050	mg/L		17-JUN-21	R5493457
Lithium (Li)-Total	0.0098	<DL	0.050	mg/L		17-JUN-21	R5493457
Magnesium (Mg)-Total	21.4		0.020	mg/L		17-JUN-21	R5493457
Manganese (Mn)-Total	0.286		0.0010	mg/L		17-JUN-21	R5493457
Mercury (Hg)-Total	0.000005	<DL	0.000030	mg/L		16-JUN-21	R5491588
Molybdenum (Mo)-Total	0.00103	<T	0.0010	mg/L		17-JUN-21	R5493457
Nickel (Ni)-Total	0.00230	<T	0.0020	mg/L		17-JUN-21	R5493457
Phosphorus (P)-Total	0.100		0.050	mg/L		17-JUN-21	R5493457
Potassium (K)-Total	2.42		0.50	mg/L		17-JUN-21	R5493457
Rubidium (Rb)-Total	0.00279		0.00020	mg/L		17-JUN-21	R5493457

* Refer to Referenced Information for Qualifiers (if any) and Methodology.

ALS ENVIRONMENTAL ANALYTICAL REPORT

Sample Details/Parameters	Result	Qualifier*	D.L.	Units	Extracted	Analyzed	Batch
L2600264-3 SW03_SW_20210608 Sampled By: CLIENT on 08-JUN-21 @ 11:25 Matrix: SW							
Total Metals							
Selenium (Se)-Total	0.000210	<T	0.000050	mg/L		17-JUN-21	R5493457
Silicon (Si)-Total	3.19		0.10	mg/L		17-JUN-21	R5493457
Silver (Ag)-Total	0.000003	<DL	0.00010	mg/L		17-JUN-21	R5493457
Sodium (Na)-Total	8.83		0.10	mg/L		17-JUN-21	R5493457
Strontium (Sr)-Total	0.150		0.0010	mg/L		17-JUN-21	R5493457
Sulfur (S)-Total	11.4		0.50	mg/L		17-JUN-21	R5493457
Tellurium (Te)-Total	<0.00002	<W	0.0010	mg/L		17-JUN-21	R5493457
Thallium (Tl)-Total	<0.000005	<W	0.00030	mg/L		17-JUN-21	R5493457
Thorium (Th)-Total	0.00004	<DL	0.00010	mg/L		17-JUN-21	R5493457
Tin (Sn)-Total	0.00008	<DL	0.0010	mg/L		17-JUN-21	R5493457
Titanium (Ti)-Total	0.0105		0.0020	mg/L		17-JUN-21	R5493457
Tungsten (W)-Total	<0.00001	<W	0.010	mg/L		17-JUN-21	R5493457
Uranium (U)-Total	0.00106	<DL	0.0050	mg/L		17-JUN-21	R5493457
Vanadium (V)-Total	0.00205	<T	0.0010	mg/L		17-JUN-21	R5493457
Zinc (Zn)-Total	0.0025	<DL	0.0030	mg/L		17-JUN-21	R5493457
Zirconium (Zr)-Total	0.000522	<DL	0.0010	mg/L		17-JUN-21	R5493457
Dissolved Metals							
Dissolved Metals Filtration Location	FIELD					16-JUN-21	R5492119
Aluminum (Al)-Dissolved	0.0138	<T	0.0050	mg/L		16-JUN-21	R5492668
Antimony (Sb)-Dissolved	0.000215	<DL	0.00060	mg/L		16-JUN-21	R5492668
Arsenic (As)-Dissolved	0.00261	<T	0.0010	mg/L		16-JUN-21	R5492668
Barium (Ba)-Dissolved	0.0201		0.010	mg/L		16-JUN-21	R5492668
Beryllium (Be)-Dissolved	0.000008	<DL	0.0010	mg/L		16-JUN-21	R5492668
Bismuth (Bi)-Dissolved	<0.000002	<W	0.0010	mg/L		16-JUN-21	R5492668
Boron (B)-Dissolved	0.0200	<DL	0.050	mg/L		16-JUN-21	R5492668
Cadmium (Cd)-Dissolved	0.0000030	<DL	0.000017	mg/L		16-JUN-21	R5492668
Calcium (Ca)-Dissolved	51.8		0.20	mg/L		16-JUN-21	R5492668
Cesium (Cs)-Dissolved	0.0000010	<DL	0.000010	mg/L		16-JUN-21	R5492668
Chromium (Cr)-Dissolved	0.00009	<DL	0.0010	mg/L		16-JUN-21	R5492668
Cobalt (Co)-Dissolved	0.000346	<DL	0.00050	mg/L		16-JUN-21	R5492668
Copper (Cu)-Dissolved	0.00116	<T	0.0010	mg/L		16-JUN-21	R5492668
Iron (Fe)-Dissolved	0.140		0.020	mg/L		16-JUN-21	R5492668
Lead (Pb)-Dissolved	0.00002	<DL	0.000050	mg/L		16-JUN-21	R5492668
Lithium (Li)-Dissolved	0.0092	<DL	0.050	mg/L		16-JUN-21	R5492668
Magnesium (Mg)-Dissolved	21.0		0.020	mg/L		16-JUN-21	R5492668
Manganese (Mn)-Dissolved	0.250		0.0010	mg/L		16-JUN-21	R5492668
Mercury (Hg)-Dissolved	0.000005	<DL	0.000030	mg/L		16-JUN-21	R5491586
Molybdenum (Mo)-Dissolved	0.000954	<DL	0.0010	mg/L		16-JUN-21	R5492668
Nickel (Ni)-Dissolved	0.00194	<DL	0.0020	mg/L		16-JUN-21	R5492668
Phosphorus (P)-Dissolved	0.075		0.050	mg/L		16-JUN-21	R5492668
Potassium (K)-Dissolved	2.39		0.50	mg/L		16-JUN-21	R5492668

* Refer to Referenced Information for Qualifiers (if any) and Methodology.

ALS ENVIRONMENTAL ANALYTICAL REPORT

Sample Details/Parameters	Result	Qualifier*	D.L.	Units	Extracted	Analyzed	Batch
L2600264-3 SW03_SW_20210608 Sampled By: CLIENT on 08-JUN-21 @ 11:25 Matrix: SW							
Dissolved Metals							
Rubidium (Rb)-Dissolved	0.00199		0.00020	mg/L		16-JUN-21	R5492668
Selenium (Se)-Dissolved	0.000295	<T	0.000050	mg/L		16-JUN-21	R5492668
Silicon (Si)-Dissolved	2.53		0.050	mg/L		16-JUN-21	R5492668
Silver (Ag)-Dissolved	<0.0000005	<W	0.00010	mg/L		16-JUN-21	R5492668
Sodium (Na)-Dissolved	9.04		0.10	mg/L		16-JUN-21	R5492668
Strontium (Sr)-Dissolved	0.149		0.0010	mg/L		16-JUN-21	R5492668
Sulfur (S)-Dissolved	11.8		0.50	mg/L		16-JUN-21	R5492668
Tellurium (Te)-Dissolved	<0.00001	<W	0.0010	mg/L		16-JUN-21	R5492668
Thallium (Tl)-Dissolved	<0.000002	<W	0.00030	mg/L		16-JUN-21	R5492668
Thorium (Th)-Dissolved	0.00003	<DL	0.00010	mg/L		16-JUN-21	R5492668
Tin (Sn)-Dissolved	<0.000005	<W	0.0010	mg/L		16-JUN-21	R5492668
Titanium (Ti)-Dissolved	0.00146	<DL	0.0020	mg/L		16-JUN-21	R5492668
Tungsten (W)-Dissolved	0.000004	<DL	0.010	mg/L		16-JUN-21	R5492668
Uranium (U)-Dissolved	0.000995	<DL	0.0050	mg/L		16-JUN-21	R5492668
Vanadium (V)-Dissolved	0.00118	<T	0.0010	mg/L		16-JUN-21	R5492668
Zinc (Zn)-Dissolved	0.0006	<DL	0.0030	mg/L		16-JUN-21	R5492668
Zirconium (Zr)-Dissolved	0.000362	<DL	0.0010	mg/L		16-JUN-21	R5492668
Aggregate Organics							
Biochemical Oxygen Demand	<2.0		2.0	mg/L		17-JUN-21	R5495118
Chemical Oxygen Demand	81		10	mg/L	17-JUN-21	19-JUN-21	R5493786
Oil and Grease, Total	0.8	<DL	1.0	mg/L	22-JUN-21	22-JUN-21	R5496390
L2600264-4 SW06_SW_20210608 Sampled By: CLIENT on 08-JUN-21 @ 12:00 Matrix: SW							
Physical Tests							
Color, True	35.2		2.0	CU		16-JUN-21	R5491280
Conductivity (EC)	567		1.0	uS/cm		18-JUN-21	R5493602
Hardness (as CaCO3)	351		0.51	mg/L		21-JUN-21	
pH	8.18		0.10	pH		18-JUN-21	R5499466
Turbidity	7.74		0.10	NTU		12-JUN-21	R5487728
Anions and Nutrients							
Acidity (as CaCO3)	<0.2	<W	2.0	mg/L		23-JUN-21	R5498981
Alkalinity, Total (as CaCO3)	294		2.0	mg/L		18-JUN-21	R5493602
Ammonia, Total (as N)	0.068	<T	0.0050	mg/L		23-JUN-21	R5501158
Chloride (Cl)	16.2		0.10	mg/L	12-JUN-21	14-JUN-21	R5489456
Fluoride (F)	0.232		0.020	mg/L	12-JUN-21	14-JUN-21	R5489456
Nitrate (as N)	0.072	<T	0.020	mg/L		14-JUN-21	R5489456
Nitrite (as N)	0.004	<DL	0.010	mg/L		14-JUN-21	R5489456
Total Kjeldahl Nitrogen	0.656		0.050	mg/L	17-JUN-21	23-JUN-21	R5497494
Orthophosphate-Dissolved (as P)	0.0094		0.0030	mg/L	18-JUN-21	18-JUN-21	R5493450
Sulfate (SO4)	11.5		0.30	mg/L		14-JUN-21	R5489456
Cyanides							

* Refer to Referenced Information for Qualifiers (if any) and Methodology.

ALS ENVIRONMENTAL ANALYTICAL REPORT

Sample Details/Parameters	Result	Qualifier*	D.L.	Units	Extracted	Analyzed	Batch
L2600264-4 SW06_SW_20210608 Sampled By: CLIENT on 08-JUN-21 @ 12:00 Matrix: SW							
Cyanides							
Cyanide, Weak Acid Diss	0.0002	<DL	0.0020	mg/L		15-JUN-21	R5491490
Cyanide, Total	0.0004	<DL	0.0020	mg/L		15-JUN-21	R5491490
Cyanide, Free	0.0004	<DL	0.0020	mg/L		15-JUN-21	R5491490
Organic / Inorganic Carbon							
Dissolved Organic Carbon	12.2		0.50	mg/L	15-JUN-21	18-JUN-21	R5494294
Total Organic Carbon	12.8		0.50	mg/L		17-JUN-21	R5492900
Total Metals							
Aluminum (Al)-Total	0.192		0.0050	mg/L		18-JUN-21	R5494218
Antimony (Sb)-Total	0.000055	<DL	0.00060	mg/L		18-JUN-21	R5494218
Arsenic (As)-Total	0.00191	<T	0.0010	mg/L		18-JUN-21	R5494218
Barium (Ba)-Total	0.0510		0.010	mg/L		18-JUN-21	R5494218
Beryllium (Be)-Total	0.0000068	<DL	0.0010	mg/L		18-JUN-21	R5494218
Bismuth (Bi)-Total	0.00004	<DL	0.0010	mg/L		18-JUN-21	R5494218
Boron (B)-Total	0.0280	<DL	0.050	mg/L		18-JUN-21	R5494218
Cadmium (Cd)-Total	0.000015	<DL	0.000017	mg/L		18-JUN-21	R5494218
Calcium (Ca)-Total	80.8		0.20	mg/L		18-JUN-21	R5494218
Cesium (Cs)-Total	0.0000310		0.000010	mg/L		18-JUN-21	R5494218
Chromium (Cr)-Total	0.00048	<DL	0.0010	mg/L		18-JUN-21	R5494218
Cobalt (Co)-Total	0.000315	<DL	0.00050	mg/L		18-JUN-21	R5494218
Copper (Cu)-Total	0.00094	<DL	0.0010	mg/L		18-JUN-21	R5494218
Iron (Fe)-Total	0.337		0.020	mg/L		18-JUN-21	R5494218
Lead (Pb)-Total	0.00019	<T	0.000050	mg/L		18-JUN-21	R5494218
Lithium (Li)-Total	0.0192	<DL	0.050	mg/L		18-JUN-21	R5494218
Magnesium (Mg)-Total	37.9		0.020	mg/L		18-JUN-21	R5494218
Manganese (Mn)-Total	0.0860		0.0010	mg/L		18-JUN-21	R5494218
Mercury (Hg)-Total	<0.000005	<W	0.000030	mg/L		16-JUN-21	R5491588
Molybdenum (Mo)-Total	0.00208	<T	0.0010	mg/L		18-JUN-21	R5494218
Nickel (Ni)-Total	0.00122	<DL	0.0020	mg/L		18-JUN-21	R5494218
Phosphorus (P)-Total	0.045	<DL	0.050	mg/L		18-JUN-21	R5494218
Potassium (K)-Total	2.49		0.50	mg/L		18-JUN-21	R5494218
Rubidium (Rb)-Total	0.00431		0.00020	mg/L		18-JUN-21	R5494218
Selenium (Se)-Total	0.000100	<T	0.000050	mg/L		18-JUN-21	R5494218
Silicon (Si)-Total	7.03		0.10	mg/L		18-JUN-21	R5494218
Silver (Ag)-Total	0.000003	<DL	0.00010	mg/L		18-JUN-21	R5494218
Sodium (Na)-Total	7.13		0.10	mg/L		18-JUN-21	R5494218
Strontium (Sr)-Total	0.307		0.0010	mg/L		18-JUN-21	R5494218
Sulfur (S)-Total	4.8		0.50	mg/L		18-JUN-21	R5494218
Tellurium (Te)-Total	<0.00002	<W	0.0010	mg/L		18-JUN-21	R5494218
Thallium (Tl)-Total	0.000015	<DL	0.00030	mg/L		18-JUN-21	R5494218
Thorium (Th)-Total	0.00012		0.00010	mg/L		18-JUN-21	R5494218
Tin (Sn)-Total	0.00006	<DL	0.0010	mg/L		18-JUN-21	R5494218

* Refer to Referenced Information for Qualifiers (if any) and Methodology.

ALS ENVIRONMENTAL ANALYTICAL REPORT

Sample Details/Parameters	Result	Qualifier*	D.L.	Units	Extracted	Analyzed	Batch
L2600264-4 SW06_SW_20210608 Sampled By: CLIENT on 08-JUN-21 @ 12:00 Matrix: SW							
Total Metals							
Titanium (Ti)-Total	0.00543		0.0020	mg/L		18-JUN-21	R5494218
Tungsten (W)-Total	0.00001	<DL	0.010	mg/L		18-JUN-21	R5494218
Uranium (U)-Total	0.00508	<T	0.0050	mg/L		18-JUN-21	R5494218
Vanadium (V)-Total	0.00175	<T	0.0010	mg/L		18-JUN-21	R5494218
Zinc (Zn)-Total	0.0025	<DL	0.0030	mg/L		18-JUN-21	R5494218
Zirconium (Zr)-Total	0.000374	<DL	0.0010	mg/L		18-JUN-21	R5494218
Dissolved Metals							
Dissolved Metals Filtration Location	FIELD					16-JUN-21	R5492119
Aluminum (Al)-Dissolved	0.0024	<DL	0.0050	mg/L		16-JUN-21	R5492668
Antimony (Sb)-Dissolved	0.000055	<DL	0.00060	mg/L		16-JUN-21	R5492668
Arsenic (As)-Dissolved	0.00189	<T	0.0010	mg/L		16-JUN-21	R5492668
Barium (Ba)-Dissolved	0.0485		0.010	mg/L		16-JUN-21	R5492668
Beryllium (Be)-Dissolved	<0.000002	<W	0.0010	mg/L		16-JUN-21	R5492668
Bismuth (Bi)-Dissolved	<0.000002	<W	0.0010	mg/L		16-JUN-21	R5492668
Boron (B)-Dissolved	0.0220	<DL	0.050	mg/L		16-JUN-21	R5492668
Cadmium (Cd)-Dissolved	0.0000010	<DL	0.000017	mg/L		16-JUN-21	R5492668
Calcium (Ca)-Dissolved	81.7		0.20	mg/L		16-JUN-21	R5492668
Cesium (Cs)-Dissolved	0.0000020	<DL	0.000010	mg/L		16-JUN-21	R5492668
Chromium (Cr)-Dissolved	0.00002	<DL	0.0010	mg/L		16-JUN-21	R5492668
Cobalt (Co)-Dissolved	0.000184	<DL	0.00050	mg/L		16-JUN-21	R5492668
Copper (Cu)-Dissolved	0.00056	<DL	0.0010	mg/L		16-JUN-21	R5492668
Iron (Fe)-Dissolved	0.0475		0.020	mg/L		16-JUN-21	R5492668
Lead (Pb)-Dissolved	<0.00001	<W	0.000050	mg/L		16-JUN-21	R5492668
Lithium (Li)-Dissolved	0.0206	<DL	0.050	mg/L		16-JUN-21	R5492668
Magnesium (Mg)-Dissolved	35.8		0.020	mg/L		16-JUN-21	R5492668
Manganese (Mn)-Dissolved	0.0751		0.0010	mg/L		16-JUN-21	R5492668
Mercury (Hg)-Dissolved	<0.000005	<W	0.000030	mg/L		16-JUN-21	R5491586
Molybdenum (Mo)-Dissolved	0.00207	<T	0.0010	mg/L		16-JUN-21	R5492668
Nickel (Ni)-Dissolved	0.00088	<DL	0.0020	mg/L		16-JUN-21	R5492668
Phosphorus (P)-Dissolved	0.015	<DL	0.050	mg/L		16-JUN-21	R5492668
Potassium (K)-Dissolved	2.52		0.50	mg/L		16-JUN-21	R5492668
Rubidium (Rb)-Dissolved	0.00378		0.00020	mg/L		16-JUN-21	R5492668
Selenium (Se)-Dissolved	0.000145	<T	0.000050	mg/L		16-JUN-21	R5492668
Silicon (Si)-Dissolved	6.40		0.050	mg/L		16-JUN-21	R5492668
Silver (Ag)-Dissolved	0.0000010	<DL	0.00010	mg/L		16-JUN-21	R5492668
Sodium (Na)-Dissolved	7.09		0.10	mg/L		16-JUN-21	R5492668
Strontium (Sr)-Dissolved	0.312		0.0010	mg/L		16-JUN-21	R5492668
Sulfur (S)-Dissolved	4.0		0.50	mg/L		16-JUN-21	R5492668
Tellurium (Te)-Dissolved	<0.00001	<W	0.0010	mg/L		16-JUN-21	R5492668
Thallium (Tl)-Dissolved	<0.000002	<W	0.00030	mg/L		16-JUN-21	R5492668
Thorium (Th)-Dissolved	0.00001	<DL	0.00010	mg/L		16-JUN-21	R5492668

* Refer to Referenced Information for Qualifiers (if any) and Methodology.

ALS ENVIRONMENTAL ANALYTICAL REPORT

Sample Details/Parameters	Result	Qualifier*	D.L.	Units	Extracted	Analyzed	Batch
L2600264-4 SW06_SW_20210608 Sampled By: CLIENT on 08-JUN-21 @ 12:00 Matrix: SW							
Dissolved Metals							
Tin (Sn)-Dissolved	<0.000005	<W	0.0010	mg/L		16-JUN-21	R5492668
Titanium (Ti)-Dissolved	0.00048	<DL	0.0020	mg/L		16-JUN-21	R5492668
Tungsten (W)-Dissolved	0.000002	<DL	0.010	mg/L		16-JUN-21	R5492668
Uranium (U)-Dissolved	0.00487	<DL	0.0050	mg/L		16-JUN-21	R5492668
Vanadium (V)-Dissolved	0.00108	<T	0.0010	mg/L		16-JUN-21	R5492668
Zinc (Zn)-Dissolved	0.0010	<DL	0.0030	mg/L		16-JUN-21	R5492668
Zirconium (Zr)-Dissolved	0.000216	<DL	0.0010	mg/L		16-JUN-21	R5492668
Aggregate Organics							
Biochemical Oxygen Demand	<2.0		2.0	mg/L		17-JUN-21	R5495118
Chemical Oxygen Demand	35		10	mg/L	17-JUN-21	19-JUN-21	R5493786
Oil and Grease, Total	2.4		1.0	mg/L	22-JUN-21	22-JUN-21	R5496390
L2600264-5 SW10_SW_20210608 Sampled By: CLIENT on 08-JUN-21 @ 08:50 Matrix: SW							
Field Tests							
Dissolved Oxygen, Client Supplied	2.61		0	mg/L		15-JUN-21	R5490892
pH, Client Supplied	7.74		0.10	pH		15-JUN-21	R5490892
Temperature, Client Supplied	20.92		0	Degree C		15-JUN-21	R5490892
Physical Tests							
Color, True	97.5		2.0	CU		13-JUN-21	R5488621
Conductivity (EC)	393		1.0	uS/cm		13-JUN-21	R5489177
Hardness (as CaCO3)	183		0.51	mg/L		22-JUN-21	
pH	7.99		0.10	pH		13-JUN-21	R5489177
Total Suspended Solids	8.0		3.0	mg/L		15-JUN-21	R5491243
Total Dissolved Solids	250		20	mg/L		15-JUN-21	R5491259
Turbidity	6.13		0.10	NTU		12-JUN-21	R5487728
Anions and Nutrients							
Acidity (as CaCO3)	<0.2	<W	2.0	mg/L		16-JUN-21	R5492130
Alkalinity, Total (as CaCO3)	182		2.0	mg/L		13-JUN-21	R5489177
Ammonia, Total (as N)	0.032	<T	0.0050	mg/L		23-JUN-21	R5501158
Ammonia, Un-ionized (as N)	<0.001	<W	0.010	mg/L		25-JUN-21	
Chloride (Cl)	16.8		0.10	mg/L	12-JUN-21	14-JUN-21	R5489456
Fluoride (F)	0.090		0.020	mg/L	12-JUN-21	14-JUN-21	R5489456
Nitrate (as N)	<0.002	<W	0.020	mg/L		14-JUN-21	R5489456
Nitrite (as N)	<0.001	<W	0.010	mg/L		14-JUN-21	R5489456
Total Kjeldahl Nitrogen	1.60		0.050	mg/L	17-JUN-21	23-JUN-21	R5497494
Orthophosphate-Dissolved (as P)	0.0246		0.0030	mg/L	16-JUN-21	16-JUN-21	R5491640
Sulfate (SO4)	3.15	<T	0.30	mg/L		14-JUN-21	R5489456
Cyanides							
Cyanide, Weak Acid Diss	0.0007	<DL	0.0020	mg/L		15-JUN-21	R5491490
Cyanide, Total	0.0006	<DL	0.0020	mg/L		15-JUN-21	R5491490
Cyanide, Free	0.0008	<DL	0.0020	mg/L		15-JUN-21	R5491490

* Refer to Referenced Information for Qualifiers (if any) and Methodology.

ALS ENVIRONMENTAL ANALYTICAL REPORT

Sample Details/Parameters	Result	Qualifier*	D.L.	Units	Extracted	Analyzed	Batch
L2600264-5 SW10_SW_20210608 Sampled By: CLIENT on 08-JUN-21 @ 08:50 Matrix: SW							
Cyanides							
Organic / Inorganic Carbon							
Dissolved Organic Carbon	36.1	DLM	2.5	mg/L	15-JUN-21	18-JUN-21	R5494294
Total Organic Carbon	34.2	DLM	2.5	mg/L		17-JUN-21	R5492900
Total Metals							
Aluminum (Al)-Total	0.172		0.0050	mg/L		21-JUN-21	R5494907
Antimony (Sb)-Total	0.000075	<DL	0.00060	mg/L		21-JUN-21	R5494907
Arsenic (As)-Total	0.00245	<T	0.0010	mg/L		21-JUN-21	R5494907
Barium (Ba)-Total	0.0251		0.010	mg/L		21-JUN-21	R5494907
Beryllium (Be)-Total	0.0000161	<DL	0.0010	mg/L		21-JUN-21	R5494907
Bismuth (Bi)-Total	0.00001	<DL	0.0010	mg/L		21-JUN-21	R5494907
Boron (B)-Total	0.0285	<DL	0.050	mg/L		21-JUN-21	R5494907
Cadmium (Cd)-Total	0.000007	<DL	0.000017	mg/L		21-JUN-21	R5494907
Calcium (Ca)-Total	44.6		0.20	mg/L		21-JUN-21	R5494907
Cesium (Cs)-Total	0.0000250		0.000010	mg/L		21-JUN-21	R5494907
Chromium (Cr)-Total	0.00052	<DL	0.0010	mg/L		21-JUN-21	R5494907
Cobalt (Co)-Total	0.000415	<DL	0.00050	mg/L		21-JUN-21	R5494907
Copper (Cu)-Total	0.00090	<DL	0.0010	mg/L		21-JUN-21	R5494907
Iron (Fe)-Total	0.522		0.020	mg/L		21-JUN-21	R5494907
Lead (Pb)-Total	0.00013	<T	0.000050	mg/L		21-JUN-21	R5494907
Lithium (Li)-Total	0.0082	<DL	0.050	mg/L		21-JUN-21	R5494907
Magnesium (Mg)-Total	18.9		0.020	mg/L		21-JUN-21	R5494907
Manganese (Mn)-Total	0.219		0.0010	mg/L		21-JUN-21	R5494907
Mercury (Hg)-Total	<0.000005	<W	0.000030	mg/L		16-JUN-21	R5491588
Molybdenum (Mo)-Total	0.000640	<DL	0.0010	mg/L		21-JUN-21	R5494907
Nickel (Ni)-Total	0.00202	<T	0.0020	mg/L		21-JUN-21	R5494907
Phosphorus (P)-Total	0.070		0.050	mg/L		21-JUN-21	R5494907
Potassium (K)-Total	1.41		0.50	mg/L		21-JUN-21	R5494907
Rubidium (Rb)-Total	0.00181		0.00020	mg/L		21-JUN-21	R5494907
Selenium (Se)-Total	0.000175	<T	0.000050	mg/L		21-JUN-21	R5494907
Silicon (Si)-Total	2.02		0.10	mg/L		21-JUN-21	R5494907
Silver (Ag)-Total	0.000002	<DL	0.00010	mg/L		21-JUN-21	R5494907
Sodium (Na)-Total	9.87		0.10	mg/L		21-JUN-21	R5494907
Strontium (Sr)-Total	0.129		0.0010	mg/L		21-JUN-21	R5494907
Sulfur (S)-Total	2.0		0.50	mg/L		21-JUN-21	R5494907
Tellurium (Te)-Total	0.00004	<DL	0.0010	mg/L		21-JUN-21	R5494907
Thallium (Tl)-Total	<0.000005	<W	0.00030	mg/L		21-JUN-21	R5494907
Thorium (Th)-Total	0.00003	<DL	0.00010	mg/L		21-JUN-21	R5494907
Tin (Sn)-Total	0.00007	<DL	0.0010	mg/L		21-JUN-21	R5494907
Titanium (Ti)-Total	0.00495		0.0020	mg/L		21-JUN-21	R5494907
Tungsten (W)-Total	<0.00001	<W	0.010	mg/L		21-JUN-21	R5494907
Uranium (U)-Total	0.000829	<DL	0.0050	mg/L		21-JUN-21	R5494907

* Refer to Referenced Information for Qualifiers (if any) and Methodology.

ALS ENVIRONMENTAL ANALYTICAL REPORT

Sample Details/Parameters	Result	Qualifier*	D.L.	Units	Extracted	Analyzed	Batch
L2600264-5 SW10_SW_20210608 Sampled By: CLIENT on 08-JUN-21 @ 08:50 Matrix: SW							
Total Metals							
Vanadium (V)-Total	0.00155	<T	0.0010	mg/L		21-JUN-21	R5494907
Zinc (Zn)-Total	0.0020	<DL	0.0030	mg/L		21-JUN-21	R5494907
Zirconium (Zr)-Total	0.000388	<DL	0.0010	mg/L		21-JUN-21	R5494907
Dissolved Metals							
Dissolved Metals Filtration Location	FIELD					16-JUN-21	R5492119
Aluminum (Al)-Dissolved	0.0074	<T	0.0050	mg/L		16-JUN-21	R5492668
Antimony (Sb)-Dissolved	0.000085	<DL	0.00060	mg/L		16-JUN-21	R5492668
Arsenic (As)-Dissolved	0.00234	<T	0.0010	mg/L		16-JUN-21	R5492668
Barium (Ba)-Dissolved	0.0229		0.010	mg/L		16-JUN-21	R5492668
Beryllium (Be)-Dissolved	0.000006	<DL	0.0010	mg/L		16-JUN-21	R5492668
Bismuth (Bi)-Dissolved	<0.000002	<W	0.0010	mg/L		16-JUN-21	R5492668
Boron (B)-Dissolved	0.0215	<DL	0.050	mg/L		16-JUN-21	R5492668
Cadmium (Cd)-Dissolved	0.0000010	<DL	0.000017	mg/L		16-JUN-21	R5492668
Calcium (Ca)-Dissolved	43.5		0.20	mg/L		16-JUN-21	R5492668
Cesium (Cs)-Dissolved	0.0000010	<DL	0.000010	mg/L		16-JUN-21	R5492668
Chromium (Cr)-Dissolved	0.00011	<DL	0.0010	mg/L		16-JUN-21	R5492668
Cobalt (Co)-Dissolved	0.000324	<DL	0.00050	mg/L		16-JUN-21	R5492668
Copper (Cu)-Dissolved	0.00078	<DL	0.0010	mg/L		16-JUN-21	R5492668
Iron (Fe)-Dissolved	0.218		0.020	mg/L		16-JUN-21	R5492668
Lead (Pb)-Dissolved	<0.00001	<W	0.000050	mg/L		16-JUN-21	R5492668
Lithium (Li)-Dissolved	0.0086	<DL	0.050	mg/L		16-JUN-21	R5492668
Magnesium (Mg)-Dissolved	18.1		0.020	mg/L		16-JUN-21	R5492668
Manganese (Mn)-Dissolved	0.204		0.0010	mg/L		16-JUN-21	R5492668
Mercury (Hg)-Dissolved	0.000005	<DL	0.000030	mg/L		16-JUN-21	R5491586
Molybdenum (Mo)-Dissolved	0.000572	<DL	0.0010	mg/L		16-JUN-21	R5492668
Nickel (Ni)-Dissolved	0.00182	<DL	0.0020	mg/L		16-JUN-21	R5492668
Phosphorus (P)-Dissolved	0.040	<DL	0.050	mg/L		16-JUN-21	R5492668
Potassium (K)-Dissolved	1.38		0.50	mg/L		16-JUN-21	R5492668
Rubidium (Rb)-Dissolved	0.00131		0.00020	mg/L		16-JUN-21	R5492668
Selenium (Se)-Dissolved	0.000205	<T	0.000050	mg/L		16-JUN-21	R5492668
Silicon (Si)-Dissolved	1.61		0.050	mg/L		16-JUN-21	R5492668
Silver (Ag)-Dissolved	0.0000010	<DL	0.00010	mg/L		16-JUN-21	R5492668
Sodium (Na)-Dissolved	9.85		0.10	mg/L		16-JUN-21	R5492668
Strontium (Sr)-Dissolved	0.134		0.0010	mg/L		16-JUN-21	R5492668
Sulfur (S)-Dissolved	1.6		0.50	mg/L		16-JUN-21	R5492668
Tellurium (Te)-Dissolved	<0.00001	<W	0.0010	mg/L		16-JUN-21	R5492668
Thallium (Tl)-Dissolved	<0.000002	<W	0.00030	mg/L		16-JUN-21	R5492668
Thorium (Th)-Dissolved	0.00003	<DL	0.00010	mg/L		16-JUN-21	R5492668
Tin (Sn)-Dissolved	<0.000005	<W	0.0010	mg/L		16-JUN-21	R5492668
Titanium (Ti)-Dissolved	0.00078	<DL	0.0020	mg/L		16-JUN-21	R5492668
Tungsten (W)-Dissolved	<0.000002	<W	0.010	mg/L		16-JUN-21	R5492668

* Refer to Referenced Information for Qualifiers (if any) and Methodology.

ALS ENVIRONMENTAL ANALYTICAL REPORT

Sample Details/Parameters	Result	Qualifier*	D.L.	Units	Extracted	Analyzed	Batch
L2600264-5 SW10_SW_20210608 Sampled By: CLIENT on 08-JUN-21 @ 08:50 Matrix: SW							
Dissolved Metals							
Uranium (U)-Dissolved	0.000765	<DL	0.0050	mg/L		16-JUN-21	R5492668
Vanadium (V)-Dissolved	0.00084	<DL	0.0010	mg/L		16-JUN-21	R5492668
Zinc (Zn)-Dissolved	0.0004	<DL	0.0030	mg/L		16-JUN-21	R5492668
Zirconium (Zr)-Dissolved	0.000356	<DL	0.0010	mg/L		16-JUN-21	R5492668
Aggregate Organics							
Biochemical Oxygen Demand	<2.0		2.0	mg/L		17-JUN-21	R5495118
Chemical Oxygen Demand	89		10	mg/L	17-JUN-21	19-JUN-21	R5493786
Oil and Grease, Total	0.6	<DL	1.0	mg/L	22-JUN-21	22-JUN-21	R5496390
L2600264-6 SW15_SW_20210608 Sampled By: CLIENT on 08-JUN-21 @ 09:50 Matrix: SW							
Field Tests							
Dissolved Oxygen, Client Supplied	3.73		0	mg/L		15-JUN-21	R5490892
pH, Client Supplied	7.3		0.10	pH		15-JUN-21	R5490892
Temperature, Client Supplied	23.4		0	Degree C		15-JUN-21	R5490892
Physical Tests							
Color, True	156		2.0	CU		13-JUN-21	R5488621
Conductivity (EC)	355		1.0	uS/cm		13-JUN-21	R5489177
Hardness (as CaCO3)	151		0.51	mg/L		18-JUN-21	
pH	7.89		0.10	pH		13-JUN-21	R5489177
Total Suspended Solids	14.5		3.0	mg/L		15-JUN-21	R5491243
Total Dissolved Solids	268		20	mg/L		15-JUN-21	R5491259
Turbidity	27.4		0.10	NTU		12-JUN-21	R5487728
Anions and Nutrients							
Acidity (as CaCO3)	<0.2	<W	2.0	mg/L		16-JUN-21	R5492130
Alkalinity, Total (as CaCO3)	114		2.0	mg/L		13-JUN-21	R5489177
Ammonia, Total (as N)	0.044	<T	0.0050	mg/L		23-JUN-21	R5501158
Ammonia, Un-ionized (as N)	<0.001	<W	0.010	mg/L		25-JUN-21	
Chloride (Cl)	4.57		0.10	mg/L	12-JUN-21	14-JUN-21	R5489456
Fluoride (F)	0.043		0.020	mg/L	12-JUN-21	14-JUN-21	R5489456
Nitrate (as N)	0.006	<DL	0.020	mg/L		14-JUN-21	R5489456
Nitrite (as N)	<0.001	<W	0.010	mg/L		14-JUN-21	R5489456
Total Kjeldahl Nitrogen	1.62		0.050	mg/L	17-JUN-21	23-JUN-21	R5497494
Orthophosphate-Dissolved (as P)	0.0048		0.0030	mg/L	16-JUN-21	16-JUN-21	R5491640
Sulfate (SO4)	62.5		0.30	mg/L		14-JUN-21	R5489456
Cyanides							
Cyanide, Weak Acid Diss	0.0007	<DL	0.0020	mg/L		15-JUN-21	R5491490
Cyanide, Total	0.0008	<DL	0.0020	mg/L		15-JUN-21	R5491490
Cyanide, Free	0.0010	<DL	0.0020	mg/L		15-JUN-21	R5491490
Organic / Inorganic Carbon							
Dissolved Organic Carbon	36.3	DLM	2.5	mg/L	15-JUN-21	18-JUN-21	R5494294
Total Organic Carbon	38.9	DLM	2.5	mg/L		17-JUN-21	R5492900

* Refer to Referenced Information for Qualifiers (if any) and Methodology.

ALS ENVIRONMENTAL ANALYTICAL REPORT

Sample Details/Parameters	Result	Qualifier*	D.L.	Units	Extracted	Analyzed	Batch
L2600264-6 SW15_SW_20210608 Sampled By: CLIENT on 08-JUN-21 @ 09:50 Matrix: SW							
Total Metals							
Aluminum (Al)-Total	0.475		0.0050	mg/L		17-JUN-21	R5493457
Antimony (Sb)-Total	0.00152	<T	0.00060	mg/L		17-JUN-21	R5493457
Arsenic (As)-Total	0.00196	<T	0.0010	mg/L		17-JUN-21	R5493457
Barium (Ba)-Total	0.0315		0.010	mg/L		17-JUN-21	R5493457
Beryllium (Be)-Total	0.0000096	<DL	0.0010	mg/L		17-JUN-21	R5493457
Bismuth (Bi)-Total	0.00001	<DL	0.0010	mg/L		17-JUN-21	R5493457
Boron (B)-Total	0.0260	<DL	0.050	mg/L		17-JUN-21	R5493457
Cadmium (Cd)-Total	0.000018	<T	0.000017	mg/L		17-JUN-21	R5493457
Calcium (Ca)-Total	39.3		0.20	mg/L		17-JUN-21	R5493457
Cesium (Cs)-Total	0.0000605		0.000010	mg/L		17-JUN-21	R5493457
Chromium (Cr)-Total	0.00104		0.0010	mg/L		17-JUN-21	R5493457
Cobalt (Co)-Total	0.000710	<T	0.00050	mg/L		17-JUN-21	R5493457
Copper (Cu)-Total	0.00322	<T	0.0010	mg/L		17-JUN-21	R5493457
Iron (Fe)-Total	0.761		0.020	mg/L		17-JUN-21	R5493457
Lead (Pb)-Total	0.00065	<T	0.000050	mg/L		17-JUN-21	R5493457
Lithium (Li)-Total	0.0070	<DL	0.050	mg/L		17-JUN-21	R5493457
Magnesium (Mg)-Total	13.2		0.020	mg/L		17-JUN-21	R5493457
Manganese (Mn)-Total	0.189		0.0010	mg/L		17-JUN-21	R5493457
Mercury (Hg)-Total	0.000010	<DL	0.000030	mg/L		16-JUN-21	R5491588
Molybdenum (Mo)-Total	0.00155	<T	0.0010	mg/L		17-JUN-21	R5493457
Nickel (Ni)-Total	0.00262	<T	0.0020	mg/L		17-JUN-21	R5493457
Phosphorus (P)-Total	0.050		0.050	mg/L		17-JUN-21	R5493457
Potassium (K)-Total	6.56		0.50	mg/L		17-JUN-21	R5493457
Rubidium (Rb)-Total	0.00410		0.00020	mg/L		17-JUN-21	R5493457
Selenium (Se)-Total	0.000275	<T	0.000050	mg/L		17-JUN-21	R5493457
Silicon (Si)-Total	1.71		0.10	mg/L		17-JUN-21	R5493457
Silver (Ag)-Total	0.000006	<DL	0.00010	mg/L		17-JUN-21	R5493457
Sodium (Na)-Total	14.9		0.10	mg/L		17-JUN-21	R5493457
Strontium (Sr)-Total	0.118		0.0010	mg/L		17-JUN-21	R5493457
Sulfur (S)-Total	21.2		0.50	mg/L		17-JUN-21	R5493457
Tellurium (Te)-Total	<0.00002	<W	0.0010	mg/L		17-JUN-21	R5493457
Thallium (Tl)-Total	0.000010	<DL	0.00030	mg/L		17-JUN-21	R5493457
Thorium (Th)-Total	0.00020		0.00010	mg/L		17-JUN-21	R5493457
Tin (Sn)-Total	0.00011	<DL	0.0010	mg/L		17-JUN-21	R5493457
Titanium (Ti)-Total	0.0158		0.0020	mg/L		17-JUN-21	R5493457
Tungsten (W)-Total	0.00002	<DL	0.010	mg/L		17-JUN-21	R5493457
Uranium (U)-Total	0.000908	<DL	0.0050	mg/L		17-JUN-21	R5493457
Vanadium (V)-Total	0.00260	<T	0.0010	mg/L		17-JUN-21	R5493457
Zinc (Zn)-Total	0.0035	<T	0.0030	mg/L		17-JUN-21	R5493457
Zirconium (Zr)-Total	0.00116		0.0010	mg/L		17-JUN-21	R5493457
Dissolved Metals							

* Refer to Referenced Information for Qualifiers (if any) and Methodology.

ALS ENVIRONMENTAL ANALYTICAL REPORT

Sample Details/Parameters	Result	Qualifier*	D.L.	Units	Extracted	Analyzed	Batch
L2600264-6 SW15_SW_20210608 Sampled By: CLIENT on 08-JUN-21 @ 09:50 Matrix: SW							
Dissolved Metals							
Dissolved Metals Filtration Location	LAB					16-JUN-21	R5491371
Aluminum (Al)-Dissolved	0.0612		0.0050	mg/L		16-JUN-21	R5492668
Antimony (Sb)-Dissolved	0.00150	<T	0.00060	mg/L		16-JUN-21	R5492668
Arsenic (As)-Dissolved	0.00162	<T	0.0010	mg/L		16-JUN-21	R5492668
Barium (Ba)-Dissolved	0.0261		0.010	mg/L		16-JUN-21	R5492668
Beryllium (Be)-Dissolved	0.000016	<DL	0.0010	mg/L		16-JUN-21	R5492668
Bismuth (Bi)-Dissolved	0.000006	<DL	0.0010	mg/L		16-JUN-21	R5492668
Boron (B)-Dissolved	0.0225	<DL	0.050	mg/L		16-JUN-21	R5492668
Cadmium (Cd)-Dissolved	0.0000020	<DL	0.000017	mg/L		16-JUN-21	R5492668
Calcium (Ca)-Dissolved	38.3		0.20	mg/L		16-JUN-21	R5492668
Cesium (Cs)-Dissolved	0.0000020	<DL	0.000010	mg/L		16-JUN-21	R5492668
Chromium (Cr)-Dissolved	0.00013	<DL	0.0010	mg/L		16-JUN-21	R5492668
Cobalt (Co)-Dissolved	0.000204	<DL	0.00050	mg/L		16-JUN-21	R5492668
Copper (Cu)-Dissolved	0.00254	<T	0.0010	mg/L		16-JUN-21	R5492668
Iron (Fe)-Dissolved	0.189		0.020	mg/L		16-JUN-21	R5492668
Lead (Pb)-Dissolved	0.00011	<T	0.000050	mg/L		16-JUN-21	R5492668
Lithium (Li)-Dissolved	0.0068	<DL	0.050	mg/L		16-JUN-21	R5492668
Magnesium (Mg)-Dissolved	13.5		0.020	mg/L		16-JUN-21	R5492668
Manganese (Mn)-Dissolved	0.00642		0.0010	mg/L		16-JUN-21	R5492668
Mercury (Hg)-Dissolved	<0.000005	<W	0.000030	mg/L		16-JUN-21	R5491586
Molybdenum (Mo)-Dissolved	0.00155	<T	0.0010	mg/L		16-JUN-21	R5492668
Nickel (Ni)-Dissolved	0.00190	<DL	0.0020	mg/L		16-JUN-21	R5492668
Phosphorus (P)-Dissolved	0.015	<DL	0.050	mg/L		16-JUN-21	R5492668
Potassium (K)-Dissolved	6.52		0.50	mg/L		16-JUN-21	R5492668
Rubidium (Rb)-Dissolved	0.00337		0.00020	mg/L		16-JUN-21	R5492668
Selenium (Se)-Dissolved	0.000245	<T	0.000050	mg/L		16-JUN-21	R5492668
Silicon (Si)-Dissolved	0.980		0.050	mg/L		16-JUN-21	R5492668
Silver (Ag)-Dissolved	0.0000010	<DL	0.00010	mg/L		16-JUN-21	R5492668
Sodium (Na)-Dissolved	14.5		0.10	mg/L		16-JUN-21	R5492668
Strontium (Sr)-Dissolved	0.111		0.0010	mg/L		16-JUN-21	R5492668
Sulfur (S)-Dissolved	22.4		0.50	mg/L		16-JUN-21	R5492668
Tellurium (Te)-Dissolved	<0.00001	<W	0.0010	mg/L		16-JUN-21	R5492668
Thallium (Tl)-Dissolved	<0.000002	<W	0.00030	mg/L		16-JUN-21	R5492668
Thorium (Th)-Dissolved	0.00013		0.00010	mg/L		16-JUN-21	R5492668
Tin (Sn)-Dissolved	0.000010	<DL	0.0010	mg/L		16-JUN-21	R5492668
Titanium (Ti)-Dissolved	0.0112		0.0020	mg/L		16-JUN-21	R5492668
Tungsten (W)-Dissolved	0.000014	<DL	0.010	mg/L		16-JUN-21	R5492668
Uranium (U)-Dissolved	0.000841	<DL	0.0050	mg/L		16-JUN-21	R5492668
Vanadium (V)-Dissolved	0.00094	<DL	0.0010	mg/L		16-JUN-21	R5492668
Zinc (Zn)-Dissolved	0.0002	<DL	0.0030	mg/L		16-JUN-21	R5492668
Zirconium (Zr)-Dissolved	0.00106		0.0010	mg/L		16-JUN-21	R5492668

* Refer to Referenced Information for Qualifiers (if any) and Methodology.

ALS ENVIRONMENTAL ANALYTICAL REPORT

Sample Details/Parameters	Result	Qualifier*	D.L.	Units	Extracted	Analyzed	Batch
L2600264-6 SW15_SW_20210608 Sampled By: CLIENT on 08-JUN-21 @ 09:50 Matrix: SW							
Dissolved Metals							
Aggregate Organics							
Biochemical Oxygen Demand	<2.0		2.0	mg/L		17-JUN-21	R5495118
Chemical Oxygen Demand	97		10	mg/L	17-JUN-21	19-JUN-21	R5493786
Oil and Grease, Total	0.6	<DL	1.0	mg/L	22-JUN-21	22-JUN-21	R5496390
L2600264-7 SW16_SW_20210608 Sampled By: CLIENT on 08-JUN-21 @ 08:15 Matrix: SW							
Field Tests							
Dissolved Oxygen, Client Supplied	9.32		0	mg/L		15-JUN-21	R5490892
pH, Client Supplied	7.17		0.10	pH		15-JUN-21	R5490892
Temperature, Client Supplied	19.7		0	Degree C		15-JUN-21	R5490892
Physical Tests							
Color, True	31.8		2.0	CU		13-JUN-21	R5488621
Conductivity (EC)	81.2		1.0	uS/cm		13-JUN-21	R5489177
Hardness (as CaCO3)	31.7		0.51	mg/L		18-JUN-21	
pH	7.44		0.10	pH		13-JUN-21	R5489177
Total Suspended Solids	8.0		3.0	mg/L		15-JUN-21	R5491243
Total Dissolved Solids	66		13	mg/L		15-JUN-21	R5491259
Turbidity	5.03		0.10	NTU		12-JUN-21	R5487728
Anions and Nutrients							
Acidity (as CaCO3)	<0.2	<W	2.0	mg/L		16-JUN-21	R5492130
Alkalinity, Total (as CaCO3)	33.0		2.0	mg/L		13-JUN-21	R5489177
Ammonia, Total (as N)	0.024	<T	0.0050	mg/L		23-JUN-21	R5501158
Ammonia, Un-ionized (as N)	<0.001	<W	0.010	mg/L		25-JUN-21	
Chloride (Cl)	2.20		0.10	mg/L	12-JUN-21	14-JUN-21	R5489456
Fluoride (F)	0.031		0.020	mg/L	12-JUN-21	14-JUN-21	R5489456
Nitrate (as N)	0.012	<DL	0.020	mg/L		14-JUN-21	R5489456
Nitrite (as N)	<0.001	<W	0.010	mg/L		14-JUN-21	R5489456
Total Kjeldahl Nitrogen	0.740		0.050	mg/L	17-JUN-21	23-JUN-21	R5497494
Orthophosphate-Dissolved (as P)	<0.0030		0.0030	mg/L	16-JUN-21	16-JUN-21	R5491640
Sulfate (SO4)	4.20	<T	0.30	mg/L		14-JUN-21	R5489456
Cyanides							
Cyanide, Weak Acid Diss	0.0003	<DL	0.0020	mg/L		15-JUN-21	R5491490
Cyanide, Total	0.0002	<DL	0.0020	mg/L		15-JUN-21	R5491490
Cyanide, Free	0.0003	<DL	0.0020	mg/L		15-JUN-21	R5491490
Organic / Inorganic Carbon							
Dissolved Organic Carbon	11.0		0.50	mg/L	15-JUN-21	18-JUN-21	R5494294
Total Organic Carbon	11.3		0.50	mg/L		17-JUN-21	R5492900
Total Metals							
Aluminum (Al)-Total	0.137		0.0050	mg/L		17-JUN-21	R5493457
Antimony (Sb)-Total	0.000050	<DL	0.00060	mg/L		17-JUN-21	R5493457
Arsenic (As)-Total	0.00051	<DL	0.0010	mg/L		17-JUN-21	R5493457

* Refer to Referenced Information for Qualifiers (if any) and Methodology.

ALS ENVIRONMENTAL ANALYTICAL REPORT

Sample Details/Parameters	Result	Qualifier*	D.L.	Units	Extracted	Analyzed	Batch
L2600264-7 SW16_SW_20210608 Sampled By: CLIENT on 08-JUN-21 @ 08:15 Matrix: SW							
Total Metals							
Barium (Ba)-Total	0.0103		0.010	mg/L		17-JUN-21	R5493457
Beryllium (Be)-Total	<0.0000001	<W	0.0010	mg/L		17-JUN-21	R5493457
Bismuth (Bi)-Total	<0.00001	<W	0.0010	mg/L		17-JUN-21	R5493457
Boron (B)-Total	0.0075	<DL	0.050	mg/L		17-JUN-21	R5493457
Cadmium (Cd)-Total	0.000012	<DL	0.000017	mg/L		17-JUN-21	R5493457
Calcium (Ca)-Total	8.89		0.20	mg/L		17-JUN-21	R5493457
Cesium (Cs)-Total	0.0000270		0.000010	mg/L		17-JUN-21	R5493457
Chromium (Cr)-Total	0.00044	<DL	0.0010	mg/L		17-JUN-21	R5493457
Cobalt (Co)-Total	0.000110	<DL	0.00050	mg/L		17-JUN-21	R5493457
Copper (Cu)-Total	0.00106	<T	0.0010	mg/L		17-JUN-21	R5493457
Iron (Fe)-Total	0.206		0.020	mg/L		17-JUN-21	R5493457
Lead (Pb)-Total	0.00011	<T	0.000050	mg/L		17-JUN-21	R5493457
Lithium (Li)-Total	0.0012	<DL	0.050	mg/L		17-JUN-21	R5493457
Magnesium (Mg)-Total	2.85		0.020	mg/L		17-JUN-21	R5493457
Manganese (Mn)-Total	0.0208		0.0010	mg/L		17-JUN-21	R5493457
Mercury (Hg)-Total	0.000005	<DL	0.000030	mg/L		16-JUN-21	R5491588
Molybdenum (Mo)-Total	0.000230	<DL	0.0010	mg/L		17-JUN-21	R5493457
Nickel (Ni)-Total	0.00074	<DL	0.0020	mg/L		17-JUN-21	R5493457
Phosphorus (P)-Total	0.010	<DL	0.050	mg/L		17-JUN-21	R5493457
Potassium (K)-Total	0.91		0.50	mg/L		17-JUN-21	R5493457
Rubidium (Rb)-Total	0.00221		0.00020	mg/L		17-JUN-21	R5493457
Selenium (Se)-Total	0.000110	<T	0.000050	mg/L		17-JUN-21	R5493457
Silicon (Si)-Total	1.91		0.10	mg/L		17-JUN-21	R5493457
Silver (Ag)-Total	0.000001	<DL	0.00010	mg/L		17-JUN-21	R5493457
Sodium (Na)-Total	3.56		0.10	mg/L		17-JUN-21	R5493457
Strontium (Sr)-Total	0.0263		0.0010	mg/L		17-JUN-21	R5493457
Sulfur (S)-Total	1.4		0.50	mg/L		17-JUN-21	R5493457
Tellurium (Te)-Total	<0.00002	<W	0.0010	mg/L		17-JUN-21	R5493457
Thallium (Tl)-Total	<0.000005	<W	0.00030	mg/L		17-JUN-21	R5493457
Thorium (Th)-Total	0.00005	<DL	0.00010	mg/L		17-JUN-21	R5493457
Tin (Sn)-Total	0.00008	<DL	0.0010	mg/L		17-JUN-21	R5493457
Titanium (Ti)-Total	0.00424		0.0020	mg/L		17-JUN-21	R5493457
Tungsten (W)-Total	0.00001	<DL	0.010	mg/L		17-JUN-21	R5493457
Uranium (U)-Total	0.0000945	<DL	0.0050	mg/L		17-JUN-21	R5493457
Vanadium (V)-Total	0.00080	<DL	0.0010	mg/L		17-JUN-21	R5493457
Zinc (Zn)-Total	0.0015	<DL	0.0030	mg/L		17-JUN-21	R5493457
Zirconium (Zr)-Total	0.000220	<DL	0.0010	mg/L		17-JUN-21	R5493457
Dissolved Metals							
Dissolved Metals Filtration Location	FIELD					16-JUN-21	R5492119
Aluminum (Al)-Dissolved	0.0156	<T	0.0050	mg/L		16-JUN-21	R5492668
Antimony (Sb)-Dissolved	0.000045	<DL	0.00060	mg/L		16-JUN-21	R5492668

* Refer to Referenced Information for Qualifiers (if any) and Methodology.

ALS ENVIRONMENTAL ANALYTICAL REPORT

Sample Details/Parameters	Result	Qualifier*	D.L.	Units	Extracted	Analyzed	Batch
L2600264-7 SW16_SW_20210608 Sampled By: CLIENT on 08-JUN-21 @ 08:15 Matrix: SW							
Dissolved Metals							
Arsenic (As)-Dissolved	0.000458	<DL	0.0010	mg/L		16-JUN-21	R5492668
Barium (Ba)-Dissolved	0.00913	<DL	0.010	mg/L		16-JUN-21	R5492668
Beryllium (Be)-Dissolved	<0.000002	<W	0.0010	mg/L		16-JUN-21	R5492668
Bismuth (Bi)-Dissolved	<0.000002	<W	0.0010	mg/L		16-JUN-21	R5492668
Boron (B)-Dissolved	0.0070	<DL	0.050	mg/L		16-JUN-21	R5492668
Cadmium (Cd)-Dissolved	0.0000020	<DL	0.000017	mg/L		16-JUN-21	R5492668
Calcium (Ca)-Dissolved	8.27		0.20	mg/L		16-JUN-21	R5492668
Cesium (Cs)-Dissolved	0.0000020	<DL	0.000010	mg/L		16-JUN-21	R5492668
Chromium (Cr)-Dissolved	0.00013	<DL	0.0010	mg/L		16-JUN-21	R5492668
Cobalt (Co)-Dissolved	0.000028	<DL	0.00050	mg/L		16-JUN-21	R5492668
Copper (Cu)-Dissolved	0.00088	<DL	0.0010	mg/L		16-JUN-21	R5492668
Iron (Fe)-Dissolved	0.0550		0.020	mg/L		16-JUN-21	R5492668
Lead (Pb)-Dissolved	<0.00001	<W	0.000050	mg/L		16-JUN-21	R5492668
Lithium (Li)-Dissolved	0.0010	<DL	0.050	mg/L		16-JUN-21	R5492668
Magnesium (Mg)-Dissolved	2.68		0.020	mg/L		16-JUN-21	R5492668
Manganese (Mn)-Dissolved	0.00852		0.0010	mg/L		16-JUN-21	R5492668
Mercury (Hg)-Dissolved	<0.000005	<W	0.000030	mg/L		16-JUN-21	R5491586
Molybdenum (Mo)-Dissolved	0.000216	<DL	0.0010	mg/L		16-JUN-21	R5492668
Nickel (Ni)-Dissolved	0.00056	<DL	0.0020	mg/L		16-JUN-21	R5492668
Phosphorus (P)-Dissolved	<0.005	<W	0.050	mg/L		16-JUN-21	R5492668
Potassium (K)-Dissolved	0.88		0.50	mg/L		16-JUN-21	R5492668
Rubidium (Rb)-Dissolved	0.00181		0.00020	mg/L		16-JUN-21	R5492668
Selenium (Se)-Dissolved	0.000085	<T	0.000050	mg/L		16-JUN-21	R5492668
Silicon (Si)-Dissolved	1.69		0.050	mg/L		16-JUN-21	R5492668
Silver (Ag)-Dissolved	<0.0000005	<W	0.00010	mg/L		16-JUN-21	R5492668
Sodium (Na)-Dissolved	3.60		0.10	mg/L		16-JUN-21	R5492668
Strontium (Sr)-Dissolved	0.0248		0.0010	mg/L		16-JUN-21	R5492668
Sulfur (S)-Dissolved	1.2		0.50	mg/L		16-JUN-21	R5492668
Tellurium (Te)-Dissolved	<0.00001	<W	0.0010	mg/L		16-JUN-21	R5492668
Thallium (Tl)-Dissolved	<0.000002	<W	0.00030	mg/L		16-JUN-21	R5492668
Thorium (Th)-Dissolved	0.00003	<DL	0.00010	mg/L		16-JUN-21	R5492668
Tin (Sn)-Dissolved	<0.000005	<W	0.0010	mg/L		16-JUN-21	R5492668
Titanium (Ti)-Dissolved	0.00060	<DL	0.0020	mg/L		16-JUN-21	R5492668
Tungsten (W)-Dissolved	0.000010	<DL	0.010	mg/L		16-JUN-21	R5492668
Uranium (U)-Dissolved	0.0000830	<DL	0.0050	mg/L		16-JUN-21	R5492668
Vanadium (V)-Dissolved	0.00034	<DL	0.0010	mg/L		16-JUN-21	R5492668
Zinc (Zn)-Dissolved	<0.0002	<W	0.0030	mg/L		16-JUN-21	R5492668
Zirconium (Zr)-Dissolved	0.000138	<DL	0.0010	mg/L		16-JUN-21	R5492668
Aggregate Organics							
Biochemical Oxygen Demand	<2.0		2.0	mg/L		17-JUN-21	R5495118
Chemical Oxygen Demand	40		10	mg/L	17-JUN-21	19-JUN-21	R5493786

* Refer to Referenced Information for Qualifiers (if any) and Methodology.

ALS ENVIRONMENTAL ANALYTICAL REPORT

Sample Details/Parameters	Result	Qualifier*	D.L.	Units	Extracted	Analyzed	Batch
L2600264-7 SW16_SW_20210608 Sampled By: CLIENT on 08-JUN-21 @ 08:15 Matrix: SW							
Aggregate Organics							
Oil and Grease, Total	1.2		1.0	mg/L	22-JUN-21	22-JUN-21	R5496390
L2600264-8 SW17_SW_20210608 Sampled By: CLIENT on 08-JUN-21 @ 09:20 Matrix: SW							
Field Tests							
Dissolved Oxygen, Client Supplied	5.7		0	mg/L		15-JUN-21	R5490892
pH, Client Supplied	7.56		0.10	pH		15-JUN-21	R5490892
Temperature, Client Supplied	21.3		0	Degree C		15-JUN-21	R5490892
Physical Tests							
Color, True	35.0		2.0	CU		13-JUN-21	R5488621
Conductivity (EC)	85.0		1.0	uS/cm		13-JUN-21	R5489177
Hardness (as CaCO3)	34.8		0.51	mg/L		18-JUN-21	
pH	7.46		0.10	pH		13-JUN-21	R5489177
Total Suspended Solids	4.0		3.0	mg/L		15-JUN-21	R5491243
Total Dissolved Solids	64		13	mg/L		15-JUN-21	R5491259
Turbidity	3.30		0.10	NTU		12-JUN-21	R5487728
Anions and Nutrients							
Acidity (as CaCO3)	<0.2	<W	2.0	mg/L		16-JUN-21	R5492130
Alkalinity, Total (as CaCO3)	35.8		2.0	mg/L		13-JUN-21	R5489177
Ammonia, Total (as N)	0.004	<DL	0.0050	mg/L		23-JUN-21	R5501158
Ammonia, Un-ionized (as N)	<0.001	<W	0.010	mg/L		25-JUN-21	
Chloride (Cl)	2.21		0.10	mg/L	12-JUN-21	14-JUN-21	R5489456
Fluoride (F)	0.032		0.020	mg/L	12-JUN-21	14-JUN-21	R5489456
Nitrate (as N)	<0.002	<W	0.020	mg/L		14-JUN-21	R5489456
Nitrite (as N)	<0.001	<W	0.010	mg/L		14-JUN-21	R5489456
Total Kjeldahl Nitrogen	0.561		0.050	mg/L	17-JUN-21	23-JUN-21	R5497494
Orthophosphate-Dissolved (as P)	<0.0030		0.0030	mg/L	16-JUN-21	16-JUN-21	R5491640
Sulfate (SO4)	3.50	<T	0.30	mg/L		14-JUN-21	R5489456
Cyanides							
Cyanide, Weak Acid Diss	0.0002	<DL	0.0020	mg/L		15-JUN-21	R5491490
Cyanide, Total	0.0002	<DL	0.0020	mg/L		15-JUN-21	R5491490
Cyanide, Free	0.0005	<DL	0.0020	mg/L		15-JUN-21	R5491490
Organic / Inorganic Carbon							
Dissolved Organic Carbon	12.0		0.50	mg/L	15-JUN-21	18-JUN-21	R5494294
Total Organic Carbon	12.3		0.50	mg/L		17-JUN-21	R5492900
Total Metals							
Aluminum (Al)-Total	0.0756		0.0050	mg/L		17-JUN-21	R5493457
Antimony (Sb)-Total	0.000055	<DL	0.00060	mg/L		17-JUN-21	R5493457
Arsenic (As)-Total	0.00050	<DL	0.0010	mg/L		17-JUN-21	R5493457
Barium (Ba)-Total	0.0101		0.010	mg/L		17-JUN-21	R5493457
Beryllium (Be)-Total	<0.0000001	<W	0.0010	mg/L		17-JUN-21	R5493457
Bismuth (Bi)-Total	<0.00001	<W	0.0010	mg/L		17-JUN-21	R5493457

* Refer to Referenced Information for Qualifiers (if any) and Methodology.

ALS ENVIRONMENTAL ANALYTICAL REPORT

Sample Details/Parameters	Result	Qualifier*	D.L.	Units	Extracted	Analyzed	Batch
L2600264-8 SW17_SW_20210608 Sampled By: CLIENT on 08-JUN-21 @ 09:20 Matrix: SW							
Total Metals							
Boron (B)-Total	0.0070	<DL	0.050	mg/L		17-JUN-21	R5493457
Cadmium (Cd)-Total	0.000007	<DL	0.000017	mg/L		17-JUN-21	R5493457
Calcium (Ca)-Total	9.49		0.20	mg/L		17-JUN-21	R5493457
Cesium (Cs)-Total	0.0000135		0.000010	mg/L		17-JUN-21	R5493457
Chromium (Cr)-Total	0.00032	<DL	0.0010	mg/L		17-JUN-21	R5493457
Cobalt (Co)-Total	0.000070	<DL	0.00050	mg/L		17-JUN-21	R5493457
Copper (Cu)-Total	0.00094	<DL	0.0010	mg/L		17-JUN-21	R5493457
Iron (Fe)-Total	0.141		0.020	mg/L		17-JUN-21	R5493457
Lead (Pb)-Total	0.00006	<T	0.000050	mg/L		17-JUN-21	R5493457
Lithium (Li)-Total	0.0014	<DL	0.050	mg/L		17-JUN-21	R5493457
Magnesium (Mg)-Total	3.05		0.020	mg/L		17-JUN-21	R5493457
Manganese (Mn)-Total	0.0242		0.0010	mg/L		17-JUN-21	R5493457
Mercury (Hg)-Total	0.000005	<DL	0.000030	mg/L		16-JUN-21	R5491588
Molybdenum (Mo)-Total	0.000230	<DL	0.0010	mg/L		17-JUN-21	R5493457
Nickel (Ni)-Total	0.00062	<DL	0.0020	mg/L		17-JUN-21	R5493457
Phosphorus (P)-Total	0.010	<DL	0.050	mg/L		17-JUN-21	R5493457
Potassium (K)-Total	0.82		0.50	mg/L		17-JUN-21	R5493457
Rubidium (Rb)-Total	0.00177		0.00020	mg/L		17-JUN-21	R5493457
Selenium (Se)-Total	0.000115	<T	0.000050	mg/L		17-JUN-21	R5493457
Silicon (Si)-Total	1.76		0.10	mg/L		17-JUN-21	R5493457
Silver (Ag)-Total	0.000002	<DL	0.00010	mg/L		17-JUN-21	R5493457
Sodium (Na)-Total	3.21		0.10	mg/L		17-JUN-21	R5493457
Strontium (Sr)-Total	0.0279		0.0010	mg/L		17-JUN-21	R5493457
Sulfur (S)-Total	1.0		0.50	mg/L		17-JUN-21	R5493457
Tellurium (Te)-Total	<0.00002	<W	0.0010	mg/L		17-JUN-21	R5493457
Thallium (Tl)-Total	<0.000005	<W	0.00030	mg/L		17-JUN-21	R5493457
Thorium (Th)-Total	0.00003	<DL	0.00010	mg/L		17-JUN-21	R5493457
Tin (Sn)-Total	0.00008	<DL	0.0010	mg/L		17-JUN-21	R5493457
Titanium (Ti)-Total	0.00233		0.0020	mg/L		17-JUN-21	R5493457
Tungsten (W)-Total	0.00001	<DL	0.010	mg/L		17-JUN-21	R5493457
Uranium (U)-Total	0.0000950	<DL	0.0050	mg/L		17-JUN-21	R5493457
Vanadium (V)-Total	0.00060	<DL	0.0010	mg/L		17-JUN-21	R5493457
Zinc (Zn)-Total	0.0015	<DL	0.0030	mg/L		17-JUN-21	R5493457
Zirconium (Zr)-Total	0.000170	<DL	0.0010	mg/L		17-JUN-21	R5493457
Dissolved Metals							
Dissolved Metals Filtration Location	FIELD					16-JUN-21	R5492119
Aluminum (Al)-Dissolved	0.0188	<T	0.0050	mg/L		16-JUN-21	R5492668
Antimony (Sb)-Dissolved	0.000050	<DL	0.00060	mg/L		16-JUN-21	R5492668
Arsenic (As)-Dissolved	0.000475	<DL	0.0010	mg/L		16-JUN-21	R5492668
Barium (Ba)-Dissolved	0.00942	<DL	0.010	mg/L		16-JUN-21	R5492668
Beryllium (Be)-Dissolved	<0.000002	<W	0.0010	mg/L		16-JUN-21	R5492668

* Refer to Referenced Information for Qualifiers (if any) and Methodology.

ALS ENVIRONMENTAL ANALYTICAL REPORT

Sample Details/Parameters	Result	Qualifier*	D.L.	Units	Extracted	Analyzed	Batch
L2600264-8 SW17_SW_20210608 Sampled By: CLIENT on 08-JUN-21 @ 09:20 Matrix: SW							
Dissolved Metals							
Bismuth (Bi)-Dissolved	<0.000002	<W	0.0010	mg/L		16-JUN-21	R5492668
Boron (B)-Dissolved	0.0065	<DL	0.050	mg/L		16-JUN-21	R5492668
Cadmium (Cd)-Dissolved	<0.0000005	<W	0.000017	mg/L		16-JUN-21	R5492668
Calcium (Ca)-Dissolved	9.12		0.20	mg/L		16-JUN-21	R5492668
Cesium (Cs)-Dissolved	0.0000030	<DL	0.000010	mg/L		16-JUN-21	R5492668
Chromium (Cr)-Dissolved	0.00013	<DL	0.0010	mg/L		16-JUN-21	R5492668
Cobalt (Co)-Dissolved	0.000026	<DL	0.00050	mg/L		16-JUN-21	R5492668
Copper (Cu)-Dissolved	0.00090	<DL	0.0010	mg/L		16-JUN-21	R5492668
Iron (Fe)-Dissolved	0.0640		0.020	mg/L		16-JUN-21	R5492668
Lead (Pb)-Dissolved	<0.00001	<W	0.000050	mg/L		16-JUN-21	R5492668
Lithium (Li)-Dissolved	0.0010	<DL	0.050	mg/L		16-JUN-21	R5492668
Magnesium (Mg)-Dissolved	2.93		0.020	mg/L		16-JUN-21	R5492668
Manganese (Mn)-Dissolved	0.00792		0.0010	mg/L		16-JUN-21	R5492668
Mercury (Hg)-Dissolved	<0.000005	<W	0.000030	mg/L		16-JUN-21	R5491586
Molybdenum (Mo)-Dissolved	0.000214	<DL	0.0010	mg/L		16-JUN-21	R5492668
Nickel (Ni)-Dissolved	0.00058	<DL	0.0020	mg/L		16-JUN-21	R5492668
Phosphorus (P)-Dissolved	<0.005	<W	0.050	mg/L		16-JUN-21	R5492668
Potassium (K)-Dissolved	0.82		0.50	mg/L		16-JUN-21	R5492668
Rubidium (Rb)-Dissolved	0.00161		0.00020	mg/L		16-JUN-21	R5492668
Selenium (Se)-Dissolved	0.000095	<T	0.000050	mg/L		16-JUN-21	R5492668
Silicon (Si)-Dissolved	1.72		0.050	mg/L		16-JUN-21	R5492668
Silver (Ag)-Dissolved	<0.0000005	<W	0.00010	mg/L		16-JUN-21	R5492668
Sodium (Na)-Dissolved	3.27		0.10	mg/L		16-JUN-21	R5492668
Strontium (Sr)-Dissolved	0.0263		0.0010	mg/L		16-JUN-21	R5492668
Sulfur (S)-Dissolved	1.2		0.50	mg/L		16-JUN-21	R5492668
Tellurium (Te)-Dissolved	<0.00001	<W	0.0010	mg/L		16-JUN-21	R5492668
Thallium (Tl)-Dissolved	<0.000002	<W	0.00030	mg/L		16-JUN-21	R5492668
Thorium (Th)-Dissolved	0.00003	<DL	0.00010	mg/L		16-JUN-21	R5492668
Tin (Sn)-Dissolved	<0.000005	<W	0.0010	mg/L		16-JUN-21	R5492668
Titanium (Ti)-Dissolved	0.00080	<DL	0.0020	mg/L		16-JUN-21	R5492668
Tungsten (W)-Dissolved	0.000004	<DL	0.010	mg/L		16-JUN-21	R5492668
Uranium (U)-Dissolved	0.0000875	<DL	0.0050	mg/L		16-JUN-21	R5492668
Vanadium (V)-Dissolved	0.00036	<DL	0.0010	mg/L		16-JUN-21	R5492668
Zinc (Zn)-Dissolved	<0.0002	<W	0.0030	mg/L		16-JUN-21	R5492668
Zirconium (Zr)-Dissolved	0.000128	<DL	0.0010	mg/L		16-JUN-21	R5492668
Aggregate Organics							
Biochemical Oxygen Demand	<2.0		2.0	mg/L		17-JUN-21	R5495118
Chemical Oxygen Demand	32		10	mg/L	17-JUN-21	19-JUN-21	R5493786
Oil and Grease, Total	1.4		1.0	mg/L	22-JUN-21	22-JUN-21	R5496390
L2600264-9 SW20_SW_20210608 Sampled By: CLIENT on 08-JUN-21 @ 10:20 Matrix: SW							

* Refer to Referenced Information for Qualifiers (if any) and Methodology.

ALS ENVIRONMENTAL ANALYTICAL REPORT

Sample Details/Parameters	Result	Qualifier*	D.L.	Units	Extracted	Analyzed	Batch
L2600264-9 SW20_SW_20210608 Sampled By: CLIENT on 08-JUN-21 @ 10:20 Matrix: SW							
Field Tests							
Dissolved Oxygen, Client Supplied	3.02		0	mg/L		15-JUN-21	R5490892
pH, Client Supplied	7.58		0.10	pH		15-JUN-21	R5490892
Temperature, Client Supplied	19.61		0	Degree C		15-JUN-21	R5490892
Physical Tests							
Color, True	91.2		2.0	CU		13-JUN-21	R5488621
Conductivity (EC)	435		1.0	uS/cm		13-JUN-21	R5489177
Hardness (as CaCO3)	184		0.51	mg/L		18-JUN-21	
pH	8.00		0.10	pH		13-JUN-21	R5489177
Total Suspended Solids	4.0		3.0	mg/L		15-JUN-21	R5491243
Total Dissolved Solids	264		20	mg/L		15-JUN-21	R5491259
Turbidity	1.14		0.10	NTU		12-JUN-21	R5487728
Anions and Nutrients							
Acidity (as CaCO3)	<0.2	<W	2.0	mg/L		16-JUN-21	R5492130
Alkalinity, Total (as CaCO3)	175		2.0	mg/L		13-JUN-21	R5489177
Ammonia, Total (as N)	0.016	<T	0.0050	mg/L		23-JUN-21	R5501158
Ammonia, Un-ionized (as N)	<0.001	<W	0.010	mg/L		25-JUN-21	
Chloride (Cl)	34.8		0.10	mg/L	12-JUN-21	14-JUN-21	R5489456
Fluoride (F)	0.147		0.020	mg/L	12-JUN-21	14-JUN-21	R5489456
Nitrate (as N)	<0.002	<W	0.020	mg/L		14-JUN-21	R5489456
Nitrite (as N)	<0.001	<W	0.010	mg/L		14-JUN-21	R5489456
Total Kjeldahl Nitrogen	1.47		0.050	mg/L	17-JUN-21	23-JUN-21	R5497494
Orthophosphate-Dissolved (as P)	0.0036		0.0030	mg/L	16-JUN-21	16-JUN-21	R5491640
Sulfate (SO4)	1.90	<T	0.30	mg/L		14-JUN-21	R5489456
Cyanides							
Cyanide, Weak Acid Diss	0.0006	<DL	0.0020	mg/L		15-JUN-21	R5491490
Cyanide, Total	0.0006	<DL	0.0020	mg/L		15-JUN-21	R5491490
Cyanide, Free	0.0008	<DL	0.0020	mg/L		15-JUN-21	R5491490
Organic / Inorganic Carbon							
Dissolved Organic Carbon	31.8		0.50	mg/L	15-JUN-21	18-JUN-21	R5494294
Total Organic Carbon	33.8	DLM	2.5	mg/L		17-JUN-21	R5492900
Total Metals							
Aluminum (Al)-Total	0.0156	<T	0.0050	mg/L		17-JUN-21	R5493457
Antimony (Sb)-Total	0.000070	<DL	0.00060	mg/L		17-JUN-21	R5493457
Arsenic (As)-Total	0.00145	<T	0.0010	mg/L		17-JUN-21	R5493457
Barium (Ba)-Total	0.0175		0.010	mg/L		17-JUN-21	R5493457
Beryllium (Be)-Total	<0.0000001	<W	0.0010	mg/L		17-JUN-21	R5493457
Bismuth (Bi)-Total	<0.00001	<W	0.0010	mg/L		17-JUN-21	R5493457
Boron (B)-Total	0.0180	<DL	0.050	mg/L		17-JUN-21	R5493457
Cadmium (Cd)-Total	0.000004	<DL	0.000017	mg/L		17-JUN-21	R5493457
Calcium (Ca)-Total	45.2		0.20	mg/L		17-JUN-21	R5493457
Cesium (Cs)-Total	0.0000030	<DL	0.000010	mg/L		17-JUN-21	R5493457
Chromium (Cr)-Total	0.00022	<DL	0.0010	mg/L		17-JUN-21	R5493457

* Refer to Referenced Information for Qualifiers (if any) and Methodology.

ALS ENVIRONMENTAL ANALYTICAL REPORT

Sample Details/Parameters	Result	Qualifier*	D.L.	Units	Extracted	Analyzed	Batch
L2600264-9 SW20_SW_20210608 Sampled By: CLIENT on 08-JUN-21 @ 10:20 Matrix: SW							
Total Metals							
Cobalt (Co)-Total	0.000195	<DL	0.00050	mg/L		17-JUN-21	R5493457
Copper (Cu)-Total	0.00038	<DL	0.0010	mg/L		17-JUN-21	R5493457
Iron (Fe)-Total	0.247		0.020	mg/L		17-JUN-21	R5493457
Lead (Pb)-Total	<0.00001	<W	0.000050	mg/L		17-JUN-21	R5493457
Lithium (Li)-Total	0.0072	<DL	0.050	mg/L		17-JUN-21	R5493457
Magnesium (Mg)-Total	18.2		0.020	mg/L		17-JUN-21	R5493457
Manganese (Mn)-Total	0.0622		0.0010	mg/L		17-JUN-21	R5493457
Mercury (Hg)-Total	<0.000005	<W	0.000030	mg/L		16-JUN-21	R5491588
Molybdenum (Mo)-Total	0.000280	<DL	0.0010	mg/L		17-JUN-21	R5493457
Nickel (Ni)-Total	0.00144	<DL	0.0020	mg/L		17-JUN-21	R5493457
Phosphorus (P)-Total	0.035	<DL	0.050	mg/L		17-JUN-21	R5493457
Potassium (K)-Total	0.65		0.50	mg/L		17-JUN-21	R5493457
Rubidium (Rb)-Total	0.00128		0.00020	mg/L		17-JUN-21	R5493457
Selenium (Se)-Total	0.000215	<T	0.000050	mg/L		17-JUN-21	R5493457
Silicon (Si)-Total	1.39		0.10	mg/L		17-JUN-21	R5493457
Silver (Ag)-Total	<0.000001	<W	0.00010	mg/L		17-JUN-21	R5493457
Sodium (Na)-Total	17.0		0.10	mg/L		17-JUN-21	R5493457
Strontium (Sr)-Total	0.123		0.0010	mg/L		17-JUN-21	R5493457
Sulfur (S)-Total	1.2		0.50	mg/L		17-JUN-21	R5493457
Tellurium (Te)-Total	0.00002	<DL	0.0010	mg/L		17-JUN-21	R5493457
Thallium (Tl)-Total	<0.000005	<W	0.00030	mg/L		17-JUN-21	R5493457
Thorium (Th)-Total	<0.00001	<W	0.00010	mg/L		17-JUN-21	R5493457
Tin (Sn)-Total	0.00009	<DL	0.0010	mg/L		17-JUN-21	R5493457
Titanium (Ti)-Total	0.00050	<DL	0.0020	mg/L		17-JUN-21	R5493457
Tungsten (W)-Total	<0.00001	<W	0.010	mg/L		17-JUN-21	R5493457
Uranium (U)-Total	0.000415	<DL	0.0050	mg/L		17-JUN-21	R5493457
Vanadium (V)-Total	0.00045	<DL	0.0010	mg/L		17-JUN-21	R5493457
Zinc (Zn)-Total	0.0020	<DL	0.0030	mg/L		17-JUN-21	R5493457
Zirconium (Zr)-Total	0.000220	<DL	0.0010	mg/L		17-JUN-21	R5493457
Dissolved Metals							
Dissolved Metals Filtration Location	FIELD					16-JUN-21	R5492119
Aluminum (Al)-Dissolved	0.0026	<DL	0.0050	mg/L		16-JUN-21	R5492668
Antimony (Sb)-Dissolved	0.000075	<DL	0.00060	mg/L		16-JUN-21	R5492668
Arsenic (As)-Dissolved	0.00144	<T	0.0010	mg/L		16-JUN-21	R5492668
Barium (Ba)-Dissolved	0.0171		0.010	mg/L		16-JUN-21	R5492668
Beryllium (Be)-Dissolved	<0.000002	<W	0.0010	mg/L		16-JUN-21	R5492668
Bismuth (Bi)-Dissolved	<0.000002	<W	0.0010	mg/L		16-JUN-21	R5492668
Boron (B)-Dissolved	0.0175	<DL	0.050	mg/L		16-JUN-21	R5492668
Cadmium (Cd)-Dissolved	<0.0000005	<W	0.000017	mg/L		16-JUN-21	R5492668
Calcium (Ca)-Dissolved	44.2		0.20	mg/L		16-JUN-21	R5492668
Cesium (Cs)-Dissolved	0.0000010	<DL	0.000010	mg/L		16-JUN-21	R5492668

* Refer to Referenced Information for Qualifiers (if any) and Methodology.

ALS ENVIRONMENTAL ANALYTICAL REPORT

Sample Details/Parameters	Result	Qualifier*	D.L.	Units	Extracted	Analyzed	Batch
L2600264-9 SW20_SW_20210608 Sampled By: CLIENT on 08-JUN-21 @ 10:20 Matrix: SW							
Dissolved Metals							
Chromium (Cr)-Dissolved	0.00012	<DL	0.0010	mg/L		16-JUN-21	R5492668
Cobalt (Co)-Dissolved	0.000158	<DL	0.00050	mg/L		16-JUN-21	R5492668
Copper (Cu)-Dissolved	0.00028	<DL	0.0010	mg/L		16-JUN-21	R5492668
Iron (Fe)-Dissolved	0.128		0.020	mg/L		16-JUN-21	R5492668
Lead (Pb)-Dissolved	<0.00001	<W	0.000050	mg/L		16-JUN-21	R5492668
Lithium (Li)-Dissolved	0.0074	<DL	0.050	mg/L		16-JUN-21	R5492668
Magnesium (Mg)-Dissolved	17.8		0.020	mg/L		16-JUN-21	R5492668
Manganese (Mn)-Dissolved	0.0201		0.0010	mg/L		16-JUN-21	R5492668
Mercury (Hg)-Dissolved	<0.000005	<W	0.000030	mg/L		16-JUN-21	R5491586
Molybdenum (Mo)-Dissolved	0.000264	<DL	0.0010	mg/L		16-JUN-21	R5492668
Nickel (Ni)-Dissolved	0.00146	<DL	0.0020	mg/L		16-JUN-21	R5492668
Phosphorus (P)-Dissolved	0.015	<DL	0.050	mg/L		16-JUN-21	R5492668
Potassium (K)-Dissolved	0.67		0.50	mg/L		16-JUN-21	R5492668
Rubidium (Rb)-Dissolved	0.00121		0.00020	mg/L		16-JUN-21	R5492668
Selenium (Se)-Dissolved	0.000210	<T	0.000050	mg/L		16-JUN-21	R5492668
Silicon (Si)-Dissolved	1.41		0.050	mg/L		16-JUN-21	R5492668
Silver (Ag)-Dissolved	<0.0000005	<W	0.00010	mg/L		16-JUN-21	R5492668
Sodium (Na)-Dissolved	17.3		0.10	mg/L		16-JUN-21	R5492668
Strontium (Sr)-Dissolved	0.123		0.0010	mg/L		16-JUN-21	R5492668
Sulfur (S)-Dissolved	1.0		0.50	mg/L		16-JUN-21	R5492668
Tellurium (Te)-Dissolved	<0.00001	<W	0.0010	mg/L		16-JUN-21	R5492668
Thallium (Tl)-Dissolved	<0.000002	<W	0.00030	mg/L		16-JUN-21	R5492668
Thorium (Th)-Dissolved	0.00001	<DL	0.00010	mg/L		16-JUN-21	R5492668
Tin (Sn)-Dissolved	<0.000005	<W	0.0010	mg/L		16-JUN-21	R5492668
Titanium (Ti)-Dissolved	0.00014	<DL	0.0020	mg/L		16-JUN-21	R5492668
Tungsten (W)-Dissolved	<0.000002	<W	0.010	mg/L		16-JUN-21	R5492668
Uranium (U)-Dissolved	0.000381	<DL	0.0050	mg/L		16-JUN-21	R5492668
Vanadium (V)-Dissolved	0.00028	<DL	0.0010	mg/L		16-JUN-21	R5492668
Zinc (Zn)-Dissolved	0.0006	<DL	0.0030	mg/L		16-JUN-21	R5492668
Zirconium (Zr)-Dissolved	0.000230	<DL	0.0010	mg/L		16-JUN-21	R5492668
Aggregate Organics							
Biochemical Oxygen Demand	<2.0		2.0	mg/L		17-JUN-21	R5495118
Chemical Oxygen Demand	87		10	mg/L	17-JUN-21	19-JUN-21	R5493786
Oil and Grease, Total	1.0		1.0	mg/L	22-JUN-21	22-JUN-21	R5496390
Radiological Parameters							
Ra-226	0.014		0.010	Bq/L		22-JUN-21	R5503531
L2600264-10 SW21A_SW_20210608 Sampled By: CLIENT on 08-JUN-21 @ 14:00 Matrix: SW							
Field Tests							
Dissolved Oxygen, Client Supplied	1.37		0	mg/L		15-JUN-21	R5490892
pH, Client Supplied	6.83		0.10	pH		15-JUN-21	R5490892

* Refer to Referenced Information for Qualifiers (if any) and Methodology.

ALS ENVIRONMENTAL ANALYTICAL REPORT

Sample Details/Parameters	Result	Qualifier*	D.L.	Units	Extracted	Analyzed	Batch
L2600264-10 SW21A_SW_20210608 Sampled By: CLIENT on 08-JUN-21 @ 14:00 Matrix: SW							
Field Tests							
Temperature, Client Supplied	22.3		0	Degree C		15-JUN-21	R5490892
Physical Tests							
Color, True	73.8		2.0	CU		13-JUN-21	R5488621
Conductivity (EC)	484		1.0	uS/cm		13-JUN-21	R5489177
Hardness (as CaCO3)	227		0.51	mg/L		18-JUN-21	
pH	8.10		0.10	pH		13-JUN-21	R5489177
Total Suspended Solids	7.0		3.0	mg/L		15-JUN-21	R5491243
Total Dissolved Solids	306		20	mg/L		15-JUN-21	R5491259
Turbidity	2.81		0.10	NTU		12-JUN-21	R5487728
Anions and Nutrients							
Acidity (as CaCO3)	<0.2	<W	2.0	mg/L		16-JUN-21	R5492130
Alkalinity, Total (as CaCO3)	209		2.0	mg/L		13-JUN-21	R5489177
Ammonia, Total (as N)	0.016	<T	0.0050	mg/L		23-JUN-21	R5501158
Ammonia, Un-ionized (as N)	<0.001	<W	0.010	mg/L		25-JUN-21	
Chloride (Cl)	11.7		0.10	mg/L	12-JUN-21	14-JUN-21	R5489456
Fluoride (F)	0.063		0.020	mg/L	12-JUN-21	14-JUN-21	R5489456
Nitrate (as N)	0.008	<DL	0.020	mg/L		14-JUN-21	R5489456
Nitrite (as N)	<0.001	<W	0.010	mg/L		14-JUN-21	R5489456
Total Kjeldahl Nitrogen	1.60		0.050	mg/L	17-JUN-21	23-JUN-21	R5497494
Orthophosphate-Dissolved (as P)	0.0503		0.0030	mg/L	16-JUN-21	16-JUN-21	R5491640
Sulfate (SO4)	37.1		0.30	mg/L		14-JUN-21	R5489456
Cyanides							
Cyanide, Weak Acid Diss	0.0008	<DL	0.0020	mg/L		15-JUN-21	R5491490
Cyanide, Total	0.0006	<DL	0.0020	mg/L		15-JUN-21	R5491490
Cyanide, Free	0.0009	<DL	0.0020	mg/L		15-JUN-21	R5491490
Organic / Inorganic Carbon							
Dissolved Organic Carbon	30.0		0.50	mg/L	15-JUN-21	18-JUN-21	R5494294
Total Organic Carbon	30.3	DLM	2.5	mg/L		17-JUN-21	R5492900
Total Metals							
Aluminum (Al)-Total	0.0726		0.0050	mg/L		17-JUN-21	R5493457
Antimony (Sb)-Total	0.000275	<DL	0.00060	mg/L		17-JUN-21	R5493457
Arsenic (As)-Total	0.00269	<T	0.0010	mg/L		17-JUN-21	R5493457
Barium (Ba)-Total	0.0308		0.010	mg/L		17-JUN-21	R5493457
Beryllium (Be)-Total	<0.0000001	<W	0.0010	mg/L		17-JUN-21	R5493457
Bismuth (Bi)-Total	<0.00001	<W	0.0010	mg/L		17-JUN-21	R5493457
Boron (B)-Total	0.0275	<DL	0.050	mg/L		17-JUN-21	R5493457
Cadmium (Cd)-Total	0.000011	<DL	0.000017	mg/L		17-JUN-21	R5493457
Calcium (Ca)-Total	55.8		0.20	mg/L		17-JUN-21	R5493457
Cesium (Cs)-Total	0.0000145		0.000010	mg/L		17-JUN-21	R5493457
Chromium (Cr)-Total	0.00030	<DL	0.0010	mg/L		17-JUN-21	R5493457
Cobalt (Co)-Total	0.000410	<DL	0.00050	mg/L		17-JUN-21	R5493457
Copper (Cu)-Total	0.00048	<DL	0.0010	mg/L		17-JUN-21	R5493457

* Refer to Referenced Information for Qualifiers (if any) and Methodology.

ALS ENVIRONMENTAL ANALYTICAL REPORT

Sample Details/Parameters	Result	Qualifier*	D.L.	Units	Extracted	Analyzed	Batch
L2600264-10 SW21A_SW_20210608 Sampled By: CLIENT on 08-JUN-21 @ 14:00 Matrix: SW							
Total Metals							
Iron (Fe)-Total	0.373		0.020	mg/L		17-JUN-21	R5493457
Lead (Pb)-Total	0.00006	<T	0.000050	mg/L		17-JUN-21	R5493457
Lithium (Li)-Total	0.0104	<DL	0.050	mg/L		17-JUN-21	R5493457
Magnesium (Mg)-Total	22.9		0.020	mg/L		17-JUN-21	R5493457
Manganese (Mn)-Total	0.428		0.0010	mg/L		17-JUN-21	R5493457
Mercury (Hg)-Total	0.000005	<DL	0.000030	mg/L		16-JUN-21	R5491588
Molybdenum (Mo)-Total	0.00123	<T	0.0010	mg/L		17-JUN-21	R5493457
Nickel (Ni)-Total	0.00136	<DL	0.0020	mg/L		17-JUN-21	R5493457
Phosphorus (P)-Total	0.135		0.050	mg/L		17-JUN-21	R5493457
Potassium (K)-Total	2.37		0.50	mg/L		17-JUN-21	R5493457
Rubidium (Rb)-Total	0.00285		0.00020	mg/L		17-JUN-21	R5493457
Selenium (Se)-Total	0.000265	<T	0.000050	mg/L		17-JUN-21	R5493457
Silicon (Si)-Total	3.24		0.10	mg/L		17-JUN-21	R5493457
Silver (Ag)-Total	0.000009	<DL	0.00010	mg/L		17-JUN-21	R5493457
Sodium (Na)-Total	10.3		0.10	mg/L		17-JUN-21	R5493457
Strontium (Sr)-Total	0.184		0.0010	mg/L		17-JUN-21	R5493457
Sulfur (S)-Total	13.4		0.50	mg/L		17-JUN-21	R5493457
Tellurium (Te)-Total	0.00004	<DL	0.0010	mg/L		17-JUN-21	R5493457
Thallium (Tl)-Total	<0.000005	<W	0.00030	mg/L		17-JUN-21	R5493457
Thorium (Th)-Total	0.00005	<DL	0.00010	mg/L		17-JUN-21	R5493457
Tin (Sn)-Total	0.00008	<DL	0.0010	mg/L		17-JUN-21	R5493457
Titanium (Ti)-Total	0.00285		0.0020	mg/L		17-JUN-21	R5493457
Tungsten (W)-Total	0.00002	<DL	0.010	mg/L		17-JUN-21	R5493457
Uranium (U)-Total	0.000872	<DL	0.0050	mg/L		17-JUN-21	R5493457
Vanadium (V)-Total	0.00075	<DL	0.0010	mg/L		17-JUN-21	R5493457
Zinc (Zn)-Total	0.0025	<DL	0.0030	mg/L		17-JUN-21	R5493457
Zirconium (Zr)-Total	0.000268	<DL	0.0010	mg/L		17-JUN-21	R5493457
Dissolved Metals							
Dissolved Metals Filtration Location	FIELD					16-JUN-21	R5492119
Aluminum (Al)-Dissolved	0.0038	<DL	0.0050	mg/L		16-JUN-21	R5492668
Antimony (Sb)-Dissolved	0.000260	<DL	0.00060	mg/L		16-JUN-21	R5492668
Arsenic (As)-Dissolved	0.00254	<T	0.0010	mg/L		16-JUN-21	R5492668
Barium (Ba)-Dissolved	0.0295		0.010	mg/L		16-JUN-21	R5492668
Beryllium (Be)-Dissolved	<0.000002	<W	0.0010	mg/L		16-JUN-21	R5492668
Bismuth (Bi)-Dissolved	<0.000002	<W	0.0010	mg/L		16-JUN-21	R5492668
Boron (B)-Dissolved	0.0205	<DL	0.050	mg/L		16-JUN-21	R5492668
Cadmium (Cd)-Dissolved	<0.0000005	<W	0.000017	mg/L		16-JUN-21	R5492668
Calcium (Ca)-Dissolved	53.6		0.20	mg/L		16-JUN-21	R5492668
Cesium (Cs)-Dissolved	0.0000040	<DL	0.000010	mg/L		16-JUN-21	R5492668
Chromium (Cr)-Dissolved	0.00006	<DL	0.0010	mg/L		16-JUN-21	R5492668
Cobalt (Co)-Dissolved	0.000284	<DL	0.00050	mg/L		16-JUN-21	R5492668

* Refer to Referenced Information for Qualifiers (if any) and Methodology.

ALS ENVIRONMENTAL ANALYTICAL REPORT

Sample Details/Parameters	Result	Qualifier*	D.L.	Units	Extracted	Analyzed	Batch
L2600264-10 SW21A_SW_20210608 Sampled By: CLIENT on 08-JUN-21 @ 14:00 Matrix: SW							
Dissolved Metals							
Copper (Cu)-Dissolved	0.00038	<DL	0.0010	mg/L		16-JUN-21	R5492668
Iron (Fe)-Dissolved	0.0835		0.020	mg/L		16-JUN-21	R5492668
Lead (Pb)-Dissolved	<0.00001	<W	0.000050	mg/L		16-JUN-21	R5492668
Lithium (Li)-Dissolved	0.0108	<DL	0.050	mg/L		16-JUN-21	R5492668
Magnesium (Mg)-Dissolved	22.6		0.020	mg/L		16-JUN-21	R5492668
Manganese (Mn)-Dissolved	0.278		0.0010	mg/L		16-JUN-21	R5492668
Mercury (Hg)-Dissolved	0.000005	<DL	0.000030	mg/L		16-JUN-21	R5491586
Molybdenum (Mo)-Dissolved	0.00117	<T	0.0010	mg/L		16-JUN-21	R5492668
Nickel (Ni)-Dissolved	0.00140	<DL	0.0020	mg/L		16-JUN-21	R5492668
Phosphorus (P)-Dissolved	0.075		0.050	mg/L		16-JUN-21	R5492668
Potassium (K)-Dissolved	2.42		0.50	mg/L		16-JUN-21	R5492668
Rubidium (Rb)-Dissolved	0.00290		0.00020	mg/L		16-JUN-21	R5492668
Selenium (Se)-Dissolved	0.000265	<T	0.000050	mg/L		16-JUN-21	R5492668
Silicon (Si)-Dissolved	3.32		0.050	mg/L		16-JUN-21	R5492668
Silver (Ag)-Dissolved	<0.0000005	<W	0.00010	mg/L		16-JUN-21	R5492668
Sodium (Na)-Dissolved	10.4		0.10	mg/L		16-JUN-21	R5492668
Strontium (Sr)-Dissolved	0.178		0.0010	mg/L		16-JUN-21	R5492668
Sulfur (S)-Dissolved	14.2		0.50	mg/L		16-JUN-21	R5492668
Tellurium (Te)-Dissolved	<0.00001	<W	0.0010	mg/L		16-JUN-21	R5492668
Thallium (Tl)-Dissolved	<0.000002	<W	0.00030	mg/L		16-JUN-21	R5492668
Thorium (Th)-Dissolved	<0.00001	<W	0.00010	mg/L		16-JUN-21	R5492668
Tin (Sn)-Dissolved	<0.000005	<W	0.0010	mg/L		16-JUN-21	R5492668
Titanium (Ti)-Dissolved	0.00036	<DL	0.0020	mg/L		16-JUN-21	R5492668
Tungsten (W)-Dissolved	0.000010	<DL	0.010	mg/L		16-JUN-21	R5492668
Uranium (U)-Dissolved	0.000778	<DL	0.0050	mg/L		16-JUN-21	R5492668
Vanadium (V)-Dissolved	0.00038	<DL	0.0010	mg/L		16-JUN-21	R5492668
Zinc (Zn)-Dissolved	0.0002	<DL	0.0030	mg/L		16-JUN-21	R5492668
Zirconium (Zr)-Dissolved	0.000186	<DL	0.0010	mg/L		16-JUN-21	R5492668
Aggregate Organics							
Biochemical Oxygen Demand	<2.0		2.0	mg/L		17-JUN-21	R5495118
Chemical Oxygen Demand	92		10	mg/L	17-JUN-21	19-JUN-21	R5493786
Oil and Grease, Total	2.2		1.0	mg/L	22-JUN-21	22-JUN-21	R5496390
L2600264-11 SW22A_SW_20210608 Sampled By: CLIENT on 08-JUN-21 @ 14:35 Matrix: SW							
Field Tests							
Dissolved Oxygen, Client Supplied	4.69		0	mg/L		15-JUN-21	R5490892
pH, Client Supplied	7.33		0.10	pH		15-JUN-21	R5490892
Temperature, Client Supplied	24.2		0	Degree C		15-JUN-21	R5490892
Physical Tests							
Color, True	64.4		2.0	CU		13-JUN-21	R5488621
Conductivity (EC)	536		1.0	uS/cm		13-JUN-21	R5489177

* Refer to Referenced Information for Qualifiers (if any) and Methodology.

ALS ENVIRONMENTAL ANALYTICAL REPORT

Sample Details/Parameters	Result	Qualifier*	D.L.	Units	Extracted	Analyzed	Batch
L2600264-11 SW22A_SW_20210608 Sampled By: CLIENT on 08-JUN-21 @ 14:35 Matrix: SW							
Physical Tests							
Hardness (as CaCO3)	240		0.51	mg/L		18-JUN-21	
pH	8.13		0.10	pH		13-JUN-21	R5489177
Total Suspended Solids	8.5		3.0	mg/L		15-JUN-21	R5491243
Total Dissolved Solids	332		20	mg/L		15-JUN-21	R5491259
Turbidity	4.47		0.10	NTU		12-JUN-21	R5487728
Anions and Nutrients							
Acidity (as CaCO3)	<0.2	<W	2.0	mg/L		16-JUN-21	R5492130
Alkalinity, Total (as CaCO3)	216		2.0	mg/L		13-JUN-21	R5489177
Ammonia, Total (as N)	0.036	<T	0.0050	mg/L		23-JUN-21	R5501158
Ammonia, Un-ionized (as N)	<0.001	<W	0.010	mg/L		25-JUN-21	
Chloride (Cl)	10.5		0.10	mg/L	12-JUN-21	14-JUN-21	R5489456
Fluoride (F)	0.072		0.020	mg/L	12-JUN-21	14-JUN-21	R5489456
Nitrate (as N)	0.006	<DL	0.020	mg/L		14-JUN-21	R5489456
Nitrite (as N)	<0.001	<W	0.010	mg/L		14-JUN-21	R5489456
Total Kjeldahl Nitrogen	1.34		0.050	mg/L	17-JUN-21	23-JUN-21	R5497494
Orthophosphate-Dissolved (as P)	0.0651		0.0030	mg/L	16-JUN-21	16-JUN-21	R5491640
Sulfate (SO4)	58.5		0.30	mg/L		14-JUN-21	R5489456
Cyanides							
Cyanide, Weak Acid Diss	0.0007	<DL	0.0020	mg/L		15-JUN-21	R5491490
Cyanide, Total	0.0010	<DL	0.0020	mg/L		15-JUN-21	R5491490
Cyanide, Free	0.0010	<DL	0.0020	mg/L		15-JUN-21	R5491490
Organic / Inorganic Carbon							
Dissolved Organic Carbon	25.4		0.50	mg/L	15-JUN-21	18-JUN-21	R5494294
Total Organic Carbon	25.0		0.50	mg/L		17-JUN-21	R5492900
Total Metals							
Aluminum (Al)-Total	0.135		0.0050	mg/L		17-JUN-21	R5493457
Antimony (Sb)-Total	0.000270	<DL	0.00060	mg/L		17-JUN-21	R5493457
Arsenic (As)-Total	0.00295	<T	0.0010	mg/L		17-JUN-21	R5493457
Barium (Ba)-Total	0.0269		0.010	mg/L		17-JUN-21	R5493457
Beryllium (Be)-Total	<0.0000001	<W	0.0010	mg/L		17-JUN-21	R5493457
Bismuth (Bi)-Total	<0.00001	<W	0.0010	mg/L		17-JUN-21	R5493457
Boron (B)-Total	0.0325	<DL	0.050	mg/L		17-JUN-21	R5493457
Cadmium (Cd)-Total	0.000009	<DL	0.000017	mg/L		17-JUN-21	R5493457
Calcium (Ca)-Total	58.0		0.20	mg/L		17-JUN-21	R5493457
Cesium (Cs)-Total	0.0000185		0.000010	mg/L		17-JUN-21	R5493457
Chromium (Cr)-Total	0.00042	<DL	0.0010	mg/L		17-JUN-21	R5493457
Cobalt (Co)-Total	0.000450	<DL	0.00050	mg/L		17-JUN-21	R5493457
Copper (Cu)-Total	0.00054	<DL	0.0010	mg/L		17-JUN-21	R5493457
Iron (Fe)-Total	0.390		0.020	mg/L		17-JUN-21	R5493457
Lead (Pb)-Total	0.00008	<T	0.000050	mg/L		17-JUN-21	R5493457
Lithium (Li)-Total	0.0120	<DL	0.050	mg/L		17-JUN-21	R5493457
Magnesium (Mg)-Total	25.0		0.020	mg/L		17-JUN-21	R5493457

* Refer to Referenced Information for Qualifiers (if any) and Methodology.

ALS ENVIRONMENTAL ANALYTICAL REPORT

Sample Details/Parameters	Result	Qualifier*	D.L.	Units	Extracted	Analyzed	Batch
L2600264-11 SW22A_SW_20210608 Sampled By: CLIENT on 08-JUN-21 @ 14:35 Matrix: SW							
Total Metals							
Manganese (Mn)-Total	0.318		0.0010	mg/L		17-JUN-21	R5493457
Mercury (Hg)-Total	0.000005	<DL	0.000030	mg/L		16-JUN-21	R5491588
Molybdenum (Mo)-Total	0.00135	<T	0.0010	mg/L		17-JUN-21	R5493457
Nickel (Ni)-Total	0.00174	<DL	0.0020	mg/L		17-JUN-21	R5493457
Phosphorus (P)-Total	0.135		0.050	mg/L		17-JUN-21	R5493457
Potassium (K)-Total	2.94		0.50	mg/L		17-JUN-21	R5493457
Rubidium (Rb)-Total	0.00253		0.00020	mg/L		17-JUN-21	R5493457
Selenium (Se)-Total	0.000265	<T	0.000050	mg/L		17-JUN-21	R5493457
Silicon (Si)-Total	4.33		0.10	mg/L		17-JUN-21	R5493457
Silver (Ag)-Total	0.000002	<DL	0.00010	mg/L		17-JUN-21	R5493457
Sodium (Na)-Total	12.3		0.10	mg/L		17-JUN-21	R5493457
Strontium (Sr)-Total	0.203		0.0010	mg/L		17-JUN-21	R5493457
Sulfur (S)-Total	18.8		0.50	mg/L		17-JUN-21	R5493457
Tellurium (Te)-Total	0.00004	<DL	0.0010	mg/L		17-JUN-21	R5493457
Thallium (Tl)-Total	<0.000005	<W	0.00030	mg/L		17-JUN-21	R5493457
Thorium (Th)-Total	0.00003	<DL	0.00010	mg/L		17-JUN-21	R5493457
Tin (Sn)-Total	0.00007	<DL	0.0010	mg/L		17-JUN-21	R5493457
Titanium (Ti)-Total	0.00447		0.0020	mg/L		17-JUN-21	R5493457
Tungsten (W)-Total	0.00001	<DL	0.010	mg/L		17-JUN-21	R5493457
Uranium (U)-Total	0.00107	<DL	0.0050	mg/L		17-JUN-21	R5493457
Vanadium (V)-Total	0.00145	<T	0.0010	mg/L		17-JUN-21	R5493457
Zinc (Zn)-Total	0.0015	<DL	0.0030	mg/L		17-JUN-21	R5493457
Zirconium (Zr)-Total	0.000280	<DL	0.0010	mg/L		17-JUN-21	R5493457
Dissolved Metals							
Dissolved Metals Filtration Location	FIELD					16-JUN-21	R5492119
Aluminum (Al)-Dissolved	0.0062	<T	0.0050	mg/L		16-JUN-21	R5492668
Antimony (Sb)-Dissolved	0.000270	<DL	0.00060	mg/L		16-JUN-21	R5492668
Arsenic (As)-Dissolved	0.00296	<T	0.0010	mg/L		16-JUN-21	R5492668
Barium (Ba)-Dissolved	0.0259		0.010	mg/L		16-JUN-21	R5492668
Beryllium (Be)-Dissolved	<0.000002	<W	0.0010	mg/L		16-JUN-21	R5492668
Bismuth (Bi)-Dissolved	<0.000002	<W	0.0010	mg/L		16-JUN-21	R5492668
Boron (B)-Dissolved	0.0270	<DL	0.050	mg/L		16-JUN-21	R5492668
Cadmium (Cd)-Dissolved	0.0000010	<DL	0.000017	mg/L		16-JUN-21	R5492668
Calcium (Ca)-Dissolved	56.0		0.20	mg/L		16-JUN-21	R5492668
Cesium (Cs)-Dissolved	0.0000010	<DL	0.000010	mg/L		16-JUN-21	R5492668
Chromium (Cr)-Dissolved	0.00007	<DL	0.0010	mg/L		16-JUN-21	R5492668
Cobalt (Co)-Dissolved	0.000402	<DL	0.00050	mg/L		16-JUN-21	R5492668
Copper (Cu)-Dissolved	0.00044	<DL	0.0010	mg/L		16-JUN-21	R5492668
Iron (Fe)-Dissolved	0.137		0.020	mg/L		16-JUN-21	R5492668
Lead (Pb)-Dissolved	<0.00001	<W	0.000050	mg/L		16-JUN-21	R5492668
Lithium (Li)-Dissolved	0.0124	<DL	0.050	mg/L		16-JUN-21	R5492668

* Refer to Referenced Information for Qualifiers (if any) and Methodology.

ALS ENVIRONMENTAL ANALYTICAL REPORT

Sample Details/Parameters	Result	Qualifier*	D.L.	Units	Extracted	Analyzed	Batch
L2600264-11 SW22A_SW_20210608 Sampled By: CLIENT on 08-JUN-21 @ 14:35 Matrix: SW							
Dissolved Metals							
Magnesium (Mg)-Dissolved	24.4		0.020	mg/L		16-JUN-21	R5492668
Manganese (Mn)-Dissolved	0.303		0.0010	mg/L		16-JUN-21	R5492668
Mercury (Hg)-Dissolved	0.000005	<DL	0.000030	mg/L		16-JUN-21	R5491586
Molybdenum (Mo)-Dissolved	0.00127	<T	0.0010	mg/L		16-JUN-21	R5492668
Nickel (Ni)-Dissolved	0.00174	<DL	0.0020	mg/L		16-JUN-21	R5492668
Phosphorus (P)-Dissolved	0.100		0.050	mg/L		16-JUN-21	R5492668
Potassium (K)-Dissolved	2.93		0.50	mg/L		16-JUN-21	R5492668
Rubidium (Rb)-Dissolved	0.00226		0.00020	mg/L		16-JUN-21	R5492668
Selenium (Se)-Dissolved	0.000305	<T	0.000050	mg/L		16-JUN-21	R5492668
Silicon (Si)-Dissolved	4.21		0.050	mg/L		16-JUN-21	R5492668
Silver (Ag)-Dissolved	<0.0000005	<W	0.00010	mg/L		16-JUN-21	R5492668
Sodium (Na)-Dissolved	12.5		0.10	mg/L		16-JUN-21	R5492668
Strontium (Sr)-Dissolved	0.192		0.0010	mg/L		16-JUN-21	R5492668
Sulfur (S)-Dissolved	21.0		0.50	mg/L		16-JUN-21	R5492668
Tellurium (Te)-Dissolved	<0.00001	<W	0.0010	mg/L		16-JUN-21	R5492668
Thallium (Tl)-Dissolved	<0.000002	<W	0.00030	mg/L		16-JUN-21	R5492668
Thorium (Th)-Dissolved	0.00001	<DL	0.00010	mg/L		16-JUN-21	R5492668
Tin (Sn)-Dissolved	<0.000005	<W	0.0010	mg/L		16-JUN-21	R5492668
Titanium (Ti)-Dissolved	0.00058	<DL	0.0020	mg/L		16-JUN-21	R5492668
Tungsten (W)-Dissolved	0.000006	<DL	0.010	mg/L		16-JUN-21	R5492668
Uranium (U)-Dissolved	0.000961	<DL	0.0050	mg/L		16-JUN-21	R5492668
Vanadium (V)-Dissolved	0.00110	<T	0.0010	mg/L		16-JUN-21	R5492668
Zinc (Zn)-Dissolved	0.0002	<DL	0.0030	mg/L		16-JUN-21	R5492668
Zirconium (Zr)-Dissolved	0.000256	<DL	0.0010	mg/L		16-JUN-21	R5492668
Aggregate Organics							
Biochemical Oxygen Demand	<2.0		2.0	mg/L		17-JUN-21	R5495118
Chemical Oxygen Demand	69		10	mg/L	17-JUN-21	19-JUN-21	R5493786
Oil and Grease, Total	18.8		1.0	mg/L	22-JUN-21	22-JUN-21	R5496390
Radiological Parameters							
Ra-226	0.040		0.010	Bq/L		22-JUN-21	R5503531
L2600264-12 SW23_SW_20210608 Sampled By: CLIENT on 08-JUN-21 @ 10:30 Matrix: SW							
Field Tests							
Dissolved Oxygen, Client Supplied	1.6		0	mg/L		15-JUN-21	R5490892
pH, Client Supplied	7.29		0.10	pH		15-JUN-21	R5490892
Temperature, Client Supplied	22.2		0	Degree C		15-JUN-21	R5490892
Physical Tests							
Color, True	129		2.0	CU		13-JUN-21	R5488621
Conductivity (EC)	340		1.0	uS/cm		13-JUN-21	R5489177
Hardness (as CaCO3)	177		0.51	mg/L		18-JUN-21	
pH	7.95		0.10	pH		13-JUN-21	R5489177

* Refer to Referenced Information for Qualifiers (if any) and Methodology.

ALS ENVIRONMENTAL ANALYTICAL REPORT

Sample Details/Parameters	Result	Qualifier*	D.L.	Units	Extracted	Analyzed	Batch
L2600264-12 SW23_SW_20210608 Sampled By: CLIENT on 08-JUN-21 @ 10:30 Matrix: SW							
Physical Tests							
Total Suspended Solids	18.0		3.0	mg/L		15-JUN-21	R5491243
Total Dissolved Solids	244		20	mg/L		15-JUN-21	R5491259
Turbidity	31.0		0.10	NTU		12-JUN-21	R5487728
Anions and Nutrients							
Acidity (as CaCO3)	2.6		2.0	mg/L		16-JUN-21	R5492130
Alkalinity, Total (as CaCO3)	167		2.0	mg/L		13-JUN-21	R5489177
Ammonia, Total (as N)	0.040	<T	0.0050	mg/L		23-JUN-21	R5501158
Ammonia, Un-ionized (as N)	<0.001	<W	0.010	mg/L		25-JUN-21	
Chloride (Cl)	5.24		0.10	mg/L	12-JUN-21	14-JUN-21	R5489456
Fluoride (F)	0.145		0.020	mg/L	12-JUN-21	14-JUN-21	R5489456
Nitrate (as N)	<0.002	<W	0.020	mg/L		14-JUN-21	R5489456
Nitrite (as N)	<0.001	<W	0.010	mg/L		14-JUN-21	R5489456
Total Kjeldahl Nitrogen	1.65		0.050	mg/L	17-JUN-21	23-JUN-21	R5497494
Orthophosphate-Dissolved (as P)	0.0185		0.0030	mg/L	16-JUN-21	16-JUN-21	R5491640
Sulfate (SO4)	12.7		0.30	mg/L		14-JUN-21	R5489456
Cyanides							
Cyanide, Weak Acid Diss	0.0008	<DL	0.0020	mg/L		15-JUN-21	R5491490
Cyanide, Total	0.0006	<DL	0.0020	mg/L		15-JUN-21	R5491490
Cyanide, Free	0.0011	<DL	0.0020	mg/L		15-JUN-21	R5491490
Organic / Inorganic Carbon							
Dissolved Organic Carbon	43.4	DLM	2.5	mg/L	15-JUN-21	18-JUN-21	R5494294
Total Organic Carbon	41.0	DLM	2.5	mg/L		17-JUN-21	R5492900
Total Metals							
Aluminum (Al)-Total	0.658		0.0050	mg/L		17-JUN-21	R5493457
Antimony (Sb)-Total	0.000195	<DL	0.00060	mg/L		17-JUN-21	R5493457
Arsenic (As)-Total	0.00347	<T	0.0010	mg/L		17-JUN-21	R5493457
Barium (Ba)-Total	0.0329		0.010	mg/L		17-JUN-21	R5493457
Beryllium (Be)-Total	0.0000215	<DL	0.0010	mg/L		17-JUN-21	R5493457
Bismuth (Bi)-Total	<0.00001	<W	0.0010	mg/L		17-JUN-21	R5493457
Boron (B)-Total	0.0200	<DL	0.050	mg/L		17-JUN-21	R5493457
Cadmium (Cd)-Total	0.000024	<T	0.000017	mg/L		17-JUN-21	R5493457
Calcium (Ca)-Total	43.8		0.20	mg/L		17-JUN-21	R5493457
Cesium (Cs)-Total	0.0000890		0.000010	mg/L		17-JUN-21	R5493457
Chromium (Cr)-Total	0.00132		0.0010	mg/L		17-JUN-21	R5493457
Cobalt (Co)-Total	0.00102	<T	0.00050	mg/L		17-JUN-21	R5493457
Copper (Cu)-Total	0.00226	<T	0.0010	mg/L		17-JUN-21	R5493457
Iron (Fe)-Total	1.08		0.020	mg/L		17-JUN-21	R5493457
Lead (Pb)-Total	0.00072	<T	0.000050	mg/L		17-JUN-21	R5493457
Lithium (Li)-Total	0.0072	<DL	0.050	mg/L		17-JUN-21	R5493457
Magnesium (Mg)-Total	16.8		0.020	mg/L		17-JUN-21	R5493457
Manganese (Mn)-Total	0.715		0.0010	mg/L		17-JUN-21	R5493457
Mercury (Hg)-Total	0.000005	<DL	0.000030	mg/L		16-JUN-21	R5491588

* Refer to Referenced Information for Qualifiers (if any) and Methodology.

ALS ENVIRONMENTAL ANALYTICAL REPORT

Sample Details/Parameters	Result	Qualifier*	D.L.	Units	Extracted	Analyzed	Batch
L2600264-12 SW23_SW_20210608 Sampled By: CLIENT on 08-JUN-21 @ 10:30 Matrix: SW							
Total Metals							
Molybdenum (Mo)-Total	0.000770	<DL	0.0010	mg/L		17-JUN-21	R5493457
Nickel (Ni)-Total	0.00336	<T	0.0020	mg/L		17-JUN-21	R5493457
Phosphorus (P)-Total	0.090		0.050	mg/L		17-JUN-21	R5493457
Potassium (K)-Total	1.95		0.50	mg/L		17-JUN-21	R5493457
Rubidium (Rb)-Total	0.00311		0.00020	mg/L		17-JUN-21	R5493457
Selenium (Se)-Total	0.000300	<T	0.000050	mg/L		17-JUN-21	R5493457
Silicon (Si)-Total	3.10		0.10	mg/L		17-JUN-21	R5493457
Silver (Ag)-Total	0.000003	<DL	0.00010	mg/L		17-JUN-21	R5493457
Sodium (Na)-Total	5.35		0.10	mg/L		17-JUN-21	R5493457
Strontium (Sr)-Total	0.110		0.0010	mg/L		17-JUN-21	R5493457
Sulfur (S)-Total	4.8		0.50	mg/L		17-JUN-21	R5493457
Tellurium (Te)-Total	0.00002	<DL	0.0010	mg/L		17-JUN-21	R5493457
Thallium (Tl)-Total	<0.000005	<W	0.00030	mg/L		17-JUN-21	R5493457
Thorium (Th)-Total	0.00018		0.00010	mg/L		17-JUN-21	R5493457
Tin (Sn)-Total	0.00008	<DL	0.0010	mg/L		17-JUN-21	R5493457
Titanium (Ti)-Total	0.0218		0.0020	mg/L		17-JUN-21	R5493457
Tungsten (W)-Total	<0.00001	<W	0.010	mg/L		17-JUN-21	R5493457
Uranium (U)-Total	0.00101	<DL	0.0050	mg/L		17-JUN-21	R5493457
Vanadium (V)-Total	0.00340	<T	0.0010	mg/L		17-JUN-21	R5493457
Zinc (Zn)-Total	0.0045	<T	0.0030	mg/L		17-JUN-21	R5493457
Zirconium (Zr)-Total	0.00125		0.0010	mg/L		17-JUN-21	R5493457
Dissolved Metals							
Dissolved Metals Filtration Location	LAB					16-JUN-21	R5491371
Aluminum (Al)-Dissolved	0.0362		0.0050	mg/L		16-JUN-21	R5492668
Antimony (Sb)-Dissolved	0.000190	<DL	0.00060	mg/L		16-JUN-21	R5492668
Arsenic (As)-Dissolved	0.00294	<T	0.0010	mg/L		16-JUN-21	R5492668
Barium (Ba)-Dissolved	0.0236		0.010	mg/L		16-JUN-21	R5492668
Beryllium (Be)-Dissolved	0.000016	<DL	0.0010	mg/L		16-JUN-21	R5492668
Bismuth (Bi)-Dissolved	0.000004	<DL	0.0010	mg/L		16-JUN-21	R5492668
Boron (B)-Dissolved	0.0170	<DL	0.050	mg/L		16-JUN-21	R5492668
Cadmium (Cd)-Dissolved	0.0000070	<DL	0.000017	mg/L		16-JUN-21	R5492668
Calcium (Ca)-Dissolved	42.0		0.20	mg/L		16-JUN-21	R5492668
Cesium (Cs)-Dissolved	0.0000020	<DL	0.000010	mg/L		16-JUN-21	R5492668
Chromium (Cr)-Dissolved	0.00014	<DL	0.0010	mg/L		16-JUN-21	R5492668
Cobalt (Co)-Dissolved	0.000430	<DL	0.00050	mg/L		16-JUN-21	R5492668
Copper (Cu)-Dissolved	0.00172	<T	0.0010	mg/L		16-JUN-21	R5492668
Iron (Fe)-Dissolved	0.172		0.020	mg/L		16-JUN-21	R5492668
Lead (Pb)-Dissolved	0.00007	<T	0.000050	mg/L		16-JUN-21	R5492668
Lithium (Li)-Dissolved	0.0072	<DL	0.050	mg/L		16-JUN-21	R5492668
Magnesium (Mg)-Dissolved	17.4		0.020	mg/L		16-JUN-21	R5492668
Manganese (Mn)-Dissolved	0.421		0.0010	mg/L		16-JUN-21	R5492668

* Refer to Referenced Information for Qualifiers (if any) and Methodology.

ALS ENVIRONMENTAL ANALYTICAL REPORT

Sample Details/Parameters	Result	Qualifier*	D.L.	Units	Extracted	Analyzed	Batch
L2600264-12 SW23_SW_20210608 Sampled By: CLIENT on 08-JUN-21 @ 10:30 Matrix: SW							
Dissolved Metals							
Mercury (Hg)-Dissolved	<0.000005	<W	0.000030	mg/L		16-JUN-21	R5491586
Molybdenum (Mo)-Dissolved	0.000800	<DL	0.0010	mg/L		16-JUN-21	R5492668
Nickel (Ni)-Dissolved	0.00242	<T	0.0020	mg/L		16-JUN-21	R5492668
Phosphorus (P)-Dissolved	0.035	<DL	0.050	mg/L		16-JUN-21	R5492668
Potassium (K)-Dissolved	1.73		0.50	mg/L		16-JUN-21	R5492668
Rubidium (Rb)-Dissolved	0.00158		0.00020	mg/L		16-JUN-21	R5492668
Selenium (Se)-Dissolved	0.000285	<T	0.000050	mg/L		16-JUN-21	R5492668
Silicon (Si)-Dissolved	1.98		0.050	mg/L		16-JUN-21	R5492668
Silver (Ag)-Dissolved	0.0000010	<DL	0.00010	mg/L		16-JUN-21	R5492668
Sodium (Na)-Dissolved	5.33		0.10	mg/L		16-JUN-21	R5492668
Strontium (Sr)-Dissolved	0.105		0.0010	mg/L		16-JUN-21	R5492668
Sulfur (S)-Dissolved	5.0		0.50	mg/L		16-JUN-21	R5492668
Tellurium (Te)-Dissolved	0.00001	<DL	0.0010	mg/L		16-JUN-21	R5492668
Thallium (Tl)-Dissolved	<0.000002	<W	0.00030	mg/L		16-JUN-21	R5492668
Thorium (Th)-Dissolved	0.00008	<DL	0.00010	mg/L		16-JUN-21	R5492668
Tin (Sn)-Dissolved	<0.000005	<W	0.0010	mg/L		16-JUN-21	R5492668
Titanium (Ti)-Dissolved	0.00608		0.0020	mg/L		16-JUN-21	R5492668
Tungsten (W)-Dissolved	0.000006	<DL	0.010	mg/L		16-JUN-21	R5492668
Uranium (U)-Dissolved	0.000922	<DL	0.0050	mg/L		16-JUN-21	R5492668
Vanadium (V)-Dissolved	0.00136	<T	0.0010	mg/L		16-JUN-21	R5492668
Zinc (Zn)-Dissolved	<0.0002	<W	0.0030	mg/L		16-JUN-21	R5492668
Zirconium (Zr)-Dissolved	0.000820	<DL	0.0010	mg/L		16-JUN-21	R5492668
Aggregate Organics							
Biochemical Oxygen Demand	<2.0		2.0	mg/L		17-JUN-21	R5495118
Chemical Oxygen Demand	103		10	mg/L	17-JUN-21	19-JUN-21	R5493800
Oil and Grease, Total	0.4	<DL	1.0	mg/L	22-JUN-21	22-JUN-21	R5496390
Radiological Parameters							
Ra-226	<0.010	<DL	0.010	Bq/L		22-JUN-21	R5503531
L2600264-13 SW24_SW_20210608 Sampled By: CLIENT on 08-JUN-21 @ 10:45 Matrix: SW							
Field Tests							
Dissolved Oxygen, Client Supplied	1.22		0	mg/L		15-JUN-21	R5490892
pH, Client Supplied	7.14		0.10	pH		15-JUN-21	R5490892
Temperature, Client Supplied	21.7		0	Degree C		15-JUN-21	R5490892
Physical Tests							
Color, True	130		2.0	CU		13-JUN-21	R5488621
Conductivity (EC)	340		1.0	uS/cm		13-JUN-21	R5489177
Hardness (as CaCO3)	179		0.51	mg/L		18-JUN-21	
pH	7.99		0.10	pH		13-JUN-21	R5489177
Total Suspended Solids	15.0		3.0	mg/L		15-JUN-21	R5491243
Total Dissolved Solids	244		20	mg/L		15-JUN-21	R5491259

* Refer to Referenced Information for Qualifiers (if any) and Methodology.

ALS ENVIRONMENTAL ANALYTICAL REPORT

Sample Details/Parameters	Result	Qualifier*	D.L.	Units	Extracted	Analyzed	Batch
L2600264-13 SW24_SW_20210608 Sampled By: CLIENT on 08-JUN-21 @ 10:45 Matrix: SW							
Physical Tests							
Turbidity	37.0		0.10	NTU		12-JUN-21	R5487728
Anions and Nutrients							
Acidity (as CaCO3)	1.6	<DL	2.0	mg/L		16-JUN-21	R5492130
Alkalinity, Total (as CaCO3)	167		2.0	mg/L		13-JUN-21	R5489177
Ammonia, Total (as N)	0.054	<T	0.0050	mg/L		23-JUN-21	R5501158
Ammonia, Un-ionized (as N)	<0.001	<W	0.010	mg/L		25-JUN-21	
Chloride (Cl)	5.35		0.10	mg/L	12-JUN-21	14-JUN-21	R5489456
Fluoride (F)	0.120		0.020	mg/L	12-JUN-21	14-JUN-21	R5489456
Nitrate (as N)	0.002	<DL	0.020	mg/L		14-JUN-21	R5489456
Nitrite (as N)	<0.001	<W	0.010	mg/L		14-JUN-21	R5489456
Total Kjeldahl Nitrogen	1.74		0.050	mg/L	17-JUN-21	23-JUN-21	R5497494
Orthophosphate-Dissolved (as P)	0.0187		0.0030	mg/L	16-JUN-21	16-JUN-21	R5491640
Sulfate (SO4)	13.1		0.30	mg/L		14-JUN-21	R5489456
Cyanides							
Cyanide, Weak Acid Diss	0.0006	<DL	0.0020	mg/L		15-JUN-21	R5491490
Cyanide, Total	0.0006	<DL	0.0020	mg/L		15-JUN-21	R5491490
Cyanide, Free	0.0007	<DL	0.0020	mg/L		15-JUN-21	R5491490
Organic / Inorganic Carbon							
Dissolved Organic Carbon	36.7	DLM	2.5	mg/L	15-JUN-21	18-JUN-21	R5494294
Total Organic Carbon	38.4	DLM	2.5	mg/L		17-JUN-21	R5492900
Total Metals							
Aluminum (Al)-Total	1.15		0.0050	mg/L		17-JUN-21	R5493457
Antimony (Sb)-Total	0.000245	<DL	0.00060	mg/L		17-JUN-21	R5493457
Arsenic (As)-Total	0.00384	<T	0.0010	mg/L		17-JUN-21	R5493457
Barium (Ba)-Total	0.0348		0.010	mg/L		17-JUN-21	R5493457
Beryllium (Be)-Total	0.0000473	<DL	0.0010	mg/L		17-JUN-21	R5493457
Bismuth (Bi)-Total	<0.00001	<W	0.0010	mg/L		17-JUN-21	R5493457
Boron (B)-Total	0.0205	<DL	0.050	mg/L		17-JUN-21	R5493457
Cadmium (Cd)-Total	0.000026	<T	0.000017	mg/L		17-JUN-21	R5493457
Calcium (Ca)-Total	43.0		0.20	mg/L		17-JUN-21	R5493457
Cesium (Cs)-Total	0.000170		0.000010	mg/L		17-JUN-21	R5493457
Chromium (Cr)-Total	0.00206		0.0010	mg/L		17-JUN-21	R5493457
Cobalt (Co)-Total	0.00121	<T	0.00050	mg/L		17-JUN-21	R5493457
Copper (Cu)-Total	0.00274	<T	0.0010	mg/L		17-JUN-21	R5493457
Iron (Fe)-Total	1.46		0.020	mg/L		17-JUN-21	R5493457
Lead (Pb)-Total	0.00090	<T	0.000050	mg/L		17-JUN-21	R5493457
Lithium (Li)-Total	0.0076	<DL	0.050	mg/L		17-JUN-21	R5493457
Magnesium (Mg)-Total	17.2		0.020	mg/L		17-JUN-21	R5493457
Manganese (Mn)-Total	0.750		0.0010	mg/L		17-JUN-21	R5493457
Mercury (Hg)-Total	0.000005	<DL	0.000030	mg/L		16-JUN-21	R5491588
Molybdenum (Mo)-Total	0.000885	<DL	0.0010	mg/L		17-JUN-21	R5493457
Nickel (Ni)-Total	0.00380	<T	0.0020	mg/L		17-JUN-21	R5493457

* Refer to Referenced Information for Qualifiers (if any) and Methodology.

ALS ENVIRONMENTAL ANALYTICAL REPORT

Sample Details/Parameters	Result	Qualifier*	D.L.	Units	Extracted	Analyzed	Batch
L2600264-13 SW24_SW_20210608 Sampled By: CLIENT on 08-JUN-21 @ 10:45 Matrix: SW							
Total Metals							
Phosphorus (P)-Total	0.105		0.050	mg/L		17-JUN-21	R5493457
Potassium (K)-Total	2.21		0.50	mg/L		17-JUN-21	R5493457
Rubidium (Rb)-Total	0.00432		0.00020	mg/L		17-JUN-21	R5493457
Selenium (Se)-Total	0.000280	<T	0.000050	mg/L		17-JUN-21	R5493457
Silicon (Si)-Total	4.19		0.10	mg/L		17-JUN-21	R5493457
Silver (Ag)-Total	0.000006	<DL	0.00010	mg/L		17-JUN-21	R5493457
Sodium (Na)-Total	5.52		0.10	mg/L		17-JUN-21	R5493457
Strontium (Sr)-Total	0.114		0.0010	mg/L		17-JUN-21	R5493457
Sulfur (S)-Total	4.6		0.50	mg/L		17-JUN-21	R5493457
Tellurium (Te)-Total	0.00004	<DL	0.0010	mg/L		17-JUN-21	R5493457
Thallium (Tl)-Total	0.000005	<DL	0.00030	mg/L		17-JUN-21	R5493457
Thorium (Th)-Total	0.00022		0.00010	mg/L		17-JUN-21	R5493457
Tin (Sn)-Total	0.00010	<DL	0.0010	mg/L		17-JUN-21	R5493457
Titanium (Ti)-Total	0.0340		0.0020	mg/L		17-JUN-21	R5493457
Tungsten (W)-Total	0.00002	<DL	0.010	mg/L		17-JUN-21	R5493457
Uranium (U)-Total	0.00109	<DL	0.0050	mg/L		17-JUN-21	R5493457
Vanadium (V)-Total	0.00455	<T	0.0010	mg/L		17-JUN-21	R5493457
Zinc (Zn)-Total	0.0060	<T	0.0030	mg/L		17-JUN-21	R5493457
Zirconium (Zr)-Total	0.00137		0.0010	mg/L		17-JUN-21	R5493457
Dissolved Metals							
Dissolved Metals Filtration Location	LAB					16-JUN-21	R5491371
Aluminum (Al)-Dissolved	0.0428		0.0050	mg/L		16-JUN-21	R5492668
Antimony (Sb)-Dissolved	0.000240	<DL	0.00060	mg/L		16-JUN-21	R5492668
Arsenic (As)-Dissolved	0.00305	<T	0.0010	mg/L		16-JUN-21	R5492668
Barium (Ba)-Dissolved	0.0243		0.010	mg/L		16-JUN-21	R5492668
Beryllium (Be)-Dissolved	0.000010	<DL	0.0010	mg/L		16-JUN-21	R5492668
Bismuth (Bi)-Dissolved	0.000002	<DL	0.0010	mg/L		16-JUN-21	R5492668
Boron (B)-Dissolved	0.0170	<DL	0.050	mg/L		16-JUN-21	R5492668
Cadmium (Cd)-Dissolved	0.0000080	<DL	0.000017	mg/L		16-JUN-21	R5492668
Calcium (Ca)-Dissolved	43.0		0.20	mg/L		16-JUN-21	R5492668
Cesium (Cs)-Dissolved	0.0000020	<DL	0.000010	mg/L		16-JUN-21	R5492668
Chromium (Cr)-Dissolved	0.00017	<DL	0.0010	mg/L		16-JUN-21	R5492668
Cobalt (Co)-Dissolved	0.000548	<T	0.00050	mg/L		16-JUN-21	R5492668
Copper (Cu)-Dissolved	0.00186	<T	0.0010	mg/L		16-JUN-21	R5492668
Iron (Fe)-Dissolved	0.175		0.020	mg/L		16-JUN-21	R5492668
Lead (Pb)-Dissolved	0.00009	<T	0.000050	mg/L		16-JUN-21	R5492668
Lithium (Li)-Dissolved	0.0072	<DL	0.050	mg/L		16-JUN-21	R5492668
Magnesium (Mg)-Dissolved	17.5		0.020	mg/L		16-JUN-21	R5492668
Manganese (Mn)-Dissolved	0.554		0.0010	mg/L		16-JUN-21	R5492668
Mercury (Hg)-Dissolved	<0.000005	<W	0.000030	mg/L		16-JUN-21	R5491586
Molybdenum (Mo)-Dissolved	0.000818	<DL	0.0010	mg/L		16-JUN-21	R5492668

* Refer to Referenced Information for Qualifiers (if any) and Methodology.

ALS ENVIRONMENTAL ANALYTICAL REPORT

Sample Details/Parameters	Result	Qualifier*	D.L.	Units	Extracted	Analyzed	Batch
L2600264-13 SW24_SW_20210608 Sampled By: CLIENT on 08-JUN-21 @ 10:45 Matrix: SW							
Dissolved Metals							
Nickel (Ni)-Dissolved	0.00252	<T	0.0020	mg/L		16-JUN-21	R5492668
Phosphorus (P)-Dissolved	0.030	<DL	0.050	mg/L		16-JUN-21	R5492668
Potassium (K)-Dissolved	1.95		0.50	mg/L		16-JUN-21	R5492668
Rubidium (Rb)-Dissolved	0.00161		0.00020	mg/L		16-JUN-21	R5492668
Selenium (Se)-Dissolved	0.000280	<T	0.000050	mg/L		16-JUN-21	R5492668
Silicon (Si)-Dissolved	1.92		0.050	mg/L		16-JUN-21	R5492668
Silver (Ag)-Dissolved	<0.0000005	<W	0.00010	mg/L		16-JUN-21	R5492668
Sodium (Na)-Dissolved	5.45		0.10	mg/L		16-JUN-21	R5492668
Strontium (Sr)-Dissolved	0.110		0.0010	mg/L		16-JUN-21	R5492668
Sulfur (S)-Dissolved	4.8		0.50	mg/L		16-JUN-21	R5492668
Tellurium (Te)-Dissolved	0.00001	<DL	0.0010	mg/L		16-JUN-21	R5492668
Thallium (Tl)-Dissolved	<0.000002	<W	0.00030	mg/L		16-JUN-21	R5492668
Thorium (Th)-Dissolved	0.00009	<DL	0.00010	mg/L		16-JUN-21	R5492668
Tin (Sn)-Dissolved	0.000015	<DL	0.0010	mg/L		16-JUN-21	R5492668
Titanium (Ti)-Dissolved	0.00738		0.0020	mg/L		16-JUN-21	R5492668
Tungsten (W)-Dissolved	0.000010	<DL	0.010	mg/L		16-JUN-21	R5492668
Uranium (U)-Dissolved	0.000952	<DL	0.0050	mg/L		16-JUN-21	R5492668
Vanadium (V)-Dissolved	0.00152	<T	0.0010	mg/L		16-JUN-21	R5492668
Zinc (Zn)-Dissolved	0.0008	<DL	0.0030	mg/L		16-JUN-21	R5492668
Zirconium (Zr)-Dissolved	0.000962	<DL	0.0010	mg/L		16-JUN-21	R5492668
Aggregate Organics							
Biochemical Oxygen Demand	<2.0		2.0	mg/L		17-JUN-21	R5495118
Chemical Oxygen Demand	102		10	mg/L	17-JUN-21	19-JUN-21	R5493800
Oil and Grease, Total	<0.2	<W	1.0	mg/L	22-JUN-21	22-JUN-21	R5496390
Radiological Parameters							
Ra-226	<0.010	<DL	0.010	Bq/L		22-JUN-21	R5503531
L2600264-14 SW25_SW_20210608 Sampled By: CLIENT on 08-JUN-21 @ 14:35 Matrix: SW							
Field Tests							
Dissolved Oxygen, Client Supplied	1.52		0	mg/L		15-JUN-21	R5490892
pH, Client Supplied	7.42		0.10	pH		15-JUN-21	R5490892
Temperature, Client Supplied	22.12		0	Degree C		15-JUN-21	R5490892
Physical Tests							
Color, True	55.7		2.0	CU		13-JUN-21	R5488621
Conductivity (EC)	475		1.0	uS/cm		13-JUN-21	R5489177
Hardness (as CaCO3)	227		0.51	mg/L		18-JUN-21	
pH	8.22		0.10	pH		13-JUN-21	R5489177
Total Suspended Solids	6.0		3.0	mg/L		15-JUN-21	R5491341
Total Dissolved Solids	274		20	mg/L		15-JUN-21	R5491464
Turbidity	5.55		0.10	NTU		12-JUN-21	R5487728
Anions and Nutrients							

* Refer to Referenced Information for Qualifiers (if any) and Methodology.

ALS ENVIRONMENTAL ANALYTICAL REPORT

Sample Details/Parameters	Result	Qualifier*	D.L.	Units	Extracted	Analyzed	Batch
L2600264-14 SW25_SW_20210608 Sampled By: CLIENT on 08-JUN-21 @ 14:35 Matrix: SW							
Anions and Nutrients							
Acidity (as CaCO3)	<0.2	<W	2.0	mg/L		16-JUN-21	R5492130
Alkalinity, Total (as CaCO3)	217		2.0	mg/L		13-JUN-21	R5489177
Ammonia, Total (as N)	0.020	<T	0.0050	mg/L		23-JUN-21	R5501158
Ammonia, Un-ionized (as N)	<0.001	<W	0.010	mg/L		25-JUN-21	
Chloride (Cl)	19.3		0.10	mg/L	12-JUN-21	14-JUN-21	R5489456
Fluoride (F)	0.110		0.020	mg/L	12-JUN-21	14-JUN-21	R5489456
Nitrate (as N)	0.002	<DL	0.020	mg/L		14-JUN-21	R5489456
Nitrite (as N)	<0.001	<W	0.010	mg/L		14-JUN-21	R5489456
Total Kjeldahl Nitrogen	1.42		0.050	mg/L	17-JUN-21	23-JUN-21	R5497494
Orthophosphate-Dissolved (as P)	<0.0030		0.0030	mg/L	16-JUN-21	16-JUN-21	R5491640
Sulfate (SO4)	12.0		0.30	mg/L		14-JUN-21	R5489456
Cyanides							
Cyanide, Weak Acid Diss	0.0008	<DL	0.0020	mg/L		15-JUN-21	R5491490
Cyanide, Total	0.0008	<DL	0.0020	mg/L		15-JUN-21	R5491490
Cyanide, Free	0.0008	<DL	0.0020	mg/L		15-JUN-21	R5491490
Organic / Inorganic Carbon							
Dissolved Organic Carbon	26.5	DLM	2.5	mg/L	15-JUN-21	18-JUN-21	R5494294
Total Organic Carbon	25.1		0.50	mg/L		17-JUN-21	R5492900
Total Metals							
Aluminum (Al)-Total	0.128		0.0050	mg/L		17-JUN-21	R5493457
Antimony (Sb)-Total	0.000140	<DL	0.00060	mg/L		17-JUN-21	R5493457
Arsenic (As)-Total	0.00239	<T	0.0010	mg/L		17-JUN-21	R5493457
Barium (Ba)-Total	0.0353		0.010	mg/L		17-JUN-21	R5493457
Beryllium (Be)-Total	<0.0000001	<W	0.0010	mg/L		17-JUN-21	R5493457
Bismuth (Bi)-Total	<0.00001	<W	0.0010	mg/L		17-JUN-21	R5493457
Boron (B)-Total	0.0325	<DL	0.050	mg/L		17-JUN-21	R5493457
Cadmium (Cd)-Total	0.000006	<DL	0.000017	mg/L		17-JUN-21	R5493457
Calcium (Ca)-Total	55.2		0.20	mg/L		17-JUN-21	R5493457
Cesium (Cs)-Total	0.0000195		0.000010	mg/L		17-JUN-21	R5493457
Chromium (Cr)-Total	0.00032	<DL	0.0010	mg/L		17-JUN-21	R5493457
Cobalt (Co)-Total	0.000255	<DL	0.00050	mg/L		17-JUN-21	R5493457
Copper (Cu)-Total	0.00140	<T	0.0010	mg/L		17-JUN-21	R5493457
Iron (Fe)-Total	0.236		0.020	mg/L		17-JUN-21	R5493457
Lead (Pb)-Total	0.00010	<T	0.000050	mg/L		17-JUN-21	R5493457
Lithium (Li)-Total	0.0132	<DL	0.050	mg/L		17-JUN-21	R5493457
Magnesium (Mg)-Total	22.0		0.020	mg/L		17-JUN-21	R5493457
Manganese (Mn)-Total	0.144		0.0010	mg/L		17-JUN-21	R5493457
Mercury (Hg)-Total	0.000005	<DL	0.000030	mg/L		16-JUN-21	R5491588
Molybdenum (Mo)-Total	0.00151	<T	0.0010	mg/L		17-JUN-21	R5493457
Nickel (Ni)-Total	0.00204	<T	0.0020	mg/L		17-JUN-21	R5493457
Phosphorus (P)-Total	0.045	<DL	0.050	mg/L		17-JUN-21	R5493457
Potassium (K)-Total	3.06		0.50	mg/L		17-JUN-21	R5493457

* Refer to Referenced Information for Qualifiers (if any) and Methodology.

ALS ENVIRONMENTAL ANALYTICAL REPORT

Sample Details/Parameters	Result	Qualifier*	D.L.	Units	Extracted	Analyzed	Batch
L2600264-14 SW25_SW_20210608 Sampled By: CLIENT on 08-JUN-21 @ 14:35 Matrix: SW							
Total Metals							
Rubidium (Rb)-Total	0.00202		0.00020	mg/L		17-JUN-21	R5493457
Selenium (Se)-Total	0.000240	<T	0.000050	mg/L		17-JUN-21	R5493457
Silicon (Si)-Total	0.920		0.10	mg/L		17-JUN-21	R5493457
Silver (Ag)-Total	0.000002	<DL	0.00010	mg/L		17-JUN-21	R5493457
Sodium (Na)-Total	7.69		0.10	mg/L		17-JUN-21	R5493457
Strontium (Sr)-Total	0.186		0.0010	mg/L		17-JUN-21	R5493457
Sulfur (S)-Total	4.6		0.50	mg/L		17-JUN-21	R5493457
Tellurium (Te)-Total	<0.00002	<W	0.0010	mg/L		17-JUN-21	R5493457
Thallium (Tl)-Total	<0.000005	<W	0.00030	mg/L		17-JUN-21	R5493457
Thorium (Th)-Total	0.00002	<DL	0.00010	mg/L		17-JUN-21	R5493457
Tin (Sn)-Total	0.00008	<DL	0.0010	mg/L		17-JUN-21	R5493457
Titanium (Ti)-Total	0.00359		0.0020	mg/L		17-JUN-21	R5493457
Tungsten (W)-Total	0.00003	<DL	0.010	mg/L		17-JUN-21	R5493457
Uranium (U)-Total	0.00214	<DL	0.0050	mg/L		17-JUN-21	R5493457
Vanadium (V)-Total	0.00145	<T	0.0010	mg/L		17-JUN-21	R5493457
Zinc (Zn)-Total	0.0030	<T	0.0030	mg/L		17-JUN-21	R5493457
Zirconium (Zr)-Total	0.000252	<DL	0.0010	mg/L		17-JUN-21	R5493457
Dissolved Metals							
Dissolved Metals Filtration Location	FIELD					16-JUN-21	R5492119
Aluminum (Al)-Dissolved	0.0158	<T	0.0050	mg/L		16-JUN-21	R5492668
Antimony (Sb)-Dissolved	0.000135	<DL	0.00060	mg/L		16-JUN-21	R5492668
Arsenic (As)-Dissolved	0.00237	<T	0.0010	mg/L		16-JUN-21	R5492668
Barium (Ba)-Dissolved	0.0347		0.010	mg/L		16-JUN-21	R5492668
Beryllium (Be)-Dissolved	<0.000002	<W	0.0010	mg/L		16-JUN-21	R5492668
Bismuth (Bi)-Dissolved	<0.000002	<W	0.0010	mg/L		16-JUN-21	R5492668
Boron (B)-Dissolved	0.0255	<DL	0.050	mg/L		16-JUN-21	R5492668
Cadmium (Cd)-Dissolved	<0.0000005	<W	0.000017	mg/L		16-JUN-21	R5492668
Calcium (Ca)-Dissolved	55.7		0.20	mg/L		16-JUN-21	R5492668
Cesium (Cs)-Dissolved	0.0000030	<DL	0.000010	mg/L		16-JUN-21	R5492668
Chromium (Cr)-Dissolved	0.00004	<DL	0.0010	mg/L		16-JUN-21	R5492668
Cobalt (Co)-Dissolved	0.000210	<DL	0.00050	mg/L		16-JUN-21	R5492668
Copper (Cu)-Dissolved	0.00124	<T	0.0010	mg/L		16-JUN-21	R5492668
Iron (Fe)-Dissolved	0.0495		0.020	mg/L		16-JUN-21	R5492668
Lead (Pb)-Dissolved	<0.00001	<W	0.000050	mg/L		16-JUN-21	R5492668
Lithium (Li)-Dissolved	0.0128	<DL	0.050	mg/L		16-JUN-21	R5492668
Magnesium (Mg)-Dissolved	21.4		0.020	mg/L		16-JUN-21	R5492668
Manganese (Mn)-Dissolved	0.0836		0.0010	mg/L		16-JUN-21	R5492668
Mercury (Hg)-Dissolved	0.000005	<DL	0.000030	mg/L		16-JUN-21	R5491586
Molybdenum (Mo)-Dissolved	0.00145	<T	0.0010	mg/L		16-JUN-21	R5492668
Nickel (Ni)-Dissolved	0.00194	<DL	0.0020	mg/L		16-JUN-21	R5492668
Phosphorus (P)-Dissolved	0.025	<DL	0.050	mg/L		16-JUN-21	R5492668

* Refer to Referenced Information for Qualifiers (if any) and Methodology.

ALS ENVIRONMENTAL ANALYTICAL REPORT

Sample Details/Parameters	Result	Qualifier*	D.L.	Units	Extracted	Analyzed	Batch
L2600264-14 SW25_SW_20210608 Sampled By: CLIENT on 08-JUN-21 @ 14:35 Matrix: SW							
Dissolved Metals							
Potassium (K)-Dissolved	3.10		0.50	mg/L		16-JUN-21	R5492668
Rubidium (Rb)-Dissolved	0.00179		0.00020	mg/L		16-JUN-21	R5492668
Selenium (Se)-Dissolved	0.000280	<T	0.000050	mg/L		16-JUN-21	R5492668
Silicon (Si)-Dissolved	0.735		0.050	mg/L		16-JUN-21	R5492668
Silver (Ag)-Dissolved	<0.0000005	<W	0.00010	mg/L		16-JUN-21	R5492668
Sodium (Na)-Dissolved	7.82		0.10	mg/L		16-JUN-21	R5492668
Strontium (Sr)-Dissolved	0.177		0.0010	mg/L		16-JUN-21	R5492668
Sulfur (S)-Dissolved	4.6		0.50	mg/L		16-JUN-21	R5492668
Tellurium (Te)-Dissolved	0.00001	<DL	0.0010	mg/L		16-JUN-21	R5492668
Thallium (Tl)-Dissolved	<0.000002	<W	0.00030	mg/L		16-JUN-21	R5492668
Thorium (Th)-Dissolved	0.00002	<DL	0.00010	mg/L		16-JUN-21	R5492668
Tin (Sn)-Dissolved	<0.000005	<W	0.0010	mg/L		16-JUN-21	R5492668
Titanium (Ti)-Dissolved	0.00164	<DL	0.0020	mg/L		16-JUN-21	R5492668
Tungsten (W)-Dissolved	0.000018	<DL	0.010	mg/L		16-JUN-21	R5492668
Uranium (U)-Dissolved	0.00201	<DL	0.0050	mg/L		16-JUN-21	R5492668
Vanadium (V)-Dissolved	0.00104	<T	0.0010	mg/L		16-JUN-21	R5492668
Zinc (Zn)-Dissolved	0.0012	<DL	0.0030	mg/L		16-JUN-21	R5492668
Zirconium (Zr)-Dissolved	0.000306	<DL	0.0010	mg/L		16-JUN-21	R5492668
Aggregate Organics							
Biochemical Oxygen Demand	<2.0		2.0	mg/L		17-JUN-21	R5495118
Chemical Oxygen Demand	70		10	mg/L	17-JUN-21	19-JUN-21	R5493800
Oil and Grease, Total	1.0		1.0	mg/L	23-JUN-21	23-JUN-21	R5495618
L2600264-15 SW26_SW_20210608 Sampled By: CLIENT on 08-JUN-21 @ 14:05 Matrix: SW							
Field Tests							
Dissolved Oxygen, Client Supplied	1.14		0	mg/L		15-JUN-21	R5490892
pH, Client Supplied	7.06		0.10	pH		15-JUN-21	R5490892
Temperature, Client Supplied	19.56		0	Degree C		15-JUN-21	R5490892
Physical Tests							
Color, True	49.3		2.0	CU		13-JUN-21	R5488621
Conductivity (EC)	600		1.0	uS/cm		13-JUN-21	R5489177
Hardness (as CaCO3)	290		0.51	mg/L		18-JUN-21	
pH	8.38		0.10	pH		13-JUN-21	R5489177
Total Suspended Solids	4.5		3.0	mg/L		15-JUN-21	R5491341
Total Dissolved Solids	338		20	mg/L		15-JUN-21	R5491464
Turbidity	4.95		0.10	NTU		12-JUN-21	R5487728
Anions and Nutrients							
Acidity (as CaCO3)	<0.2	<W	2.0	mg/L		16-JUN-21	R5492130
Alkalinity, Total (as CaCO3)	294		2.0	mg/L		13-JUN-21	R5489177
Ammonia, Total (as N)	0.014	<T	0.0050	mg/L		23-JUN-21	R5501158
Ammonia, Un-ionized (as N)	<0.001	<W	0.010	mg/L		25-JUN-21	

* Refer to Referenced Information for Qualifiers (if any) and Methodology.

ALS ENVIRONMENTAL ANALYTICAL REPORT

Sample Details/Parameters	Result	Qualifier*	D.L.	Units	Extracted	Analyzed	Batch
L2600264-15 SW26_SW_20210608 Sampled By: CLIENT on 08-JUN-21 @ 14:05 Matrix: SW							
Anions and Nutrients							
Chloride (Cl)	26.5		0.10	mg/L	12-JUN-21	14-JUN-21	R5489456
Fluoride (F)	0.133		0.020	mg/L	12-JUN-21	14-JUN-21	R5489456
Nitrate (as N)	0.074	<T	0.020	mg/L		14-JUN-21	R5489456
Nitrite (as N)	<0.001	<W	0.010	mg/L		14-JUN-21	R5489456
Total Kjeldahl Nitrogen	1.08		0.050	mg/L	17-JUN-21	23-JUN-21	R5497494
Orthophosphate-Dissolved (as P)	<0.0030		0.0030	mg/L	16-JUN-21	16-JUN-21	R5491640
Sulfate (SO4)	7.90		0.30	mg/L		14-JUN-21	R5489456
Cyanides							
Cyanide, Weak Acid Diss	<0.0001	<W	0.0020	mg/L		15-JUN-21	R5491490
Cyanide, Total	0.0002	<DL	0.0020	mg/L		15-JUN-21	R5491490
Cyanide, Free	0.0003	<DL	0.0020	mg/L		15-JUN-21	R5491490
Organic / Inorganic Carbon							
Dissolved Organic Carbon	19.0		0.50	mg/L	25-JUN-21	01-JUL-21	R5507447
Total Organic Carbon	24.3		0.50	mg/L		17-JUN-21	R5492900
Total Metals							
Aluminum (Al)-Total	0.0722		0.0050	mg/L		17-JUN-21	R5493457
Antimony (Sb)-Total	0.000135	<DL	0.00060	mg/L		17-JUN-21	R5493457
Arsenic (As)-Total	0.00272	<T	0.0010	mg/L		17-JUN-21	R5493457
Barium (Ba)-Total	0.0247		0.010	mg/L		17-JUN-21	R5493457
Beryllium (Be)-Total	<0.0000001	<W	0.0010	mg/L		17-JUN-21	R5493457
Bismuth (Bi)-Total	<0.00001	<W	0.0010	mg/L		17-JUN-21	R5493457
Boron (B)-Total	0.0350	<DL	0.050	mg/L		17-JUN-21	R5493457
Cadmium (Cd)-Total	0.000004	<DL	0.000017	mg/L		17-JUN-21	R5493457
Calcium (Ca)-Total	73.6		0.20	mg/L		17-JUN-21	R5493457
Cesium (Cs)-Total	0.0000135		0.000010	mg/L		17-JUN-21	R5493457
Chromium (Cr)-Total	0.00026	<DL	0.0010	mg/L		17-JUN-21	R5493457
Cobalt (Co)-Total	0.000320	<DL	0.00050	mg/L		17-JUN-21	R5493457
Copper (Cu)-Total	0.00126	<T	0.0010	mg/L		17-JUN-21	R5493457
Iron (Fe)-Total	0.445		0.020	mg/L		17-JUN-21	R5493457
Lead (Pb)-Total	0.00005	<T	0.000050	mg/L		17-JUN-21	R5493457
Lithium (Li)-Total	0.0138	<DL	0.050	mg/L		17-JUN-21	R5493457
Magnesium (Mg)-Total	30.0		0.020	mg/L		17-JUN-21	R5493457
Manganese (Mn)-Total	0.268		0.0010	mg/L		17-JUN-21	R5493457
Mercury (Hg)-Total	<0.000005	<W	0.000030	mg/L		16-JUN-21	R5491588
Molybdenum (Mo)-Total	0.00191	<T	0.0010	mg/L		17-JUN-21	R5493457
Nickel (Ni)-Total	0.00174	<DL	0.0020	mg/L		17-JUN-21	R5493457
Phosphorus (P)-Total	0.025	<DL	0.050	mg/L		17-JUN-21	R5493457
Potassium (K)-Total	3.34		0.50	mg/L		17-JUN-21	R5493457
Rubidium (Rb)-Total	0.00206		0.00020	mg/L		17-JUN-21	R5493457
Selenium (Se)-Total	0.000205	<T	0.000050	mg/L		17-JUN-21	R5493457
Silicon (Si)-Total	2.09		0.10	mg/L		17-JUN-21	R5493457
Silver (Ag)-Total	0.000002	<DL	0.00010	mg/L		17-JUN-21	R5493457

* Refer to Referenced Information for Qualifiers (if any) and Methodology.

ALS ENVIRONMENTAL ANALYTICAL REPORT

Sample Details/Parameters	Result	Qualifier*	D.L.	Units	Extracted	Analyzed	Batch
L2600264-15 SW26_SW_20210608 Sampled By: CLIENT on 08-JUN-21 @ 14:05 Matrix: SW							
Total Metals							
Sodium (Na)-Total	9.27		0.10	mg/L		17-JUN-21	R5493457
Strontium (Sr)-Total	0.227		0.0010	mg/L		17-JUN-21	R5493457
Sulfur (S)-Total	3.0		0.50	mg/L		17-JUN-21	R5493457
Tellurium (Te)-Total	0.00004	<DL	0.0010	mg/L		17-JUN-21	R5493457
Thallium (Tl)-Total	<0.000005	<W	0.00030	mg/L		17-JUN-21	R5493457
Thorium (Th)-Total	0.00002	<DL	0.00010	mg/L		17-JUN-21	R5493457
Tin (Sn)-Total	0.00010	<DL	0.0010	mg/L		17-JUN-21	R5493457
Titanium (Ti)-Total	0.00232		0.0020	mg/L		17-JUN-21	R5493457
Tungsten (W)-Total	<0.00001	<W	0.010	mg/L		17-JUN-21	R5493457
Uranium (U)-Total	0.00219	<DL	0.0050	mg/L		17-JUN-21	R5493457
Vanadium (V)-Total	0.00105	<T	0.0010	mg/L		17-JUN-21	R5493457
Zinc (Zn)-Total	0.0020	<DL	0.0030	mg/L		17-JUN-21	R5493457
Zirconium (Zr)-Total	0.000232	<DL	0.0010	mg/L		17-JUN-21	R5493457
Dissolved Metals							
Dissolved Metals Filtration Location	FIELD					16-JUN-21	R5492119
Aluminum (Al)-Dissolved	0.0078	<T	0.0050	mg/L		16-JUN-21	R5492668
Antimony (Sb)-Dissolved	0.000140	<DL	0.00060	mg/L		16-JUN-21	R5492668
Arsenic (As)-Dissolved	0.00248	<T	0.0010	mg/L		16-JUN-21	R5492668
Barium (Ba)-Dissolved	0.0236		0.010	mg/L		16-JUN-21	R5492668
Beryllium (Be)-Dissolved	<0.000002	<W	0.0010	mg/L		16-JUN-21	R5492668
Bismuth (Bi)-Dissolved	<0.000002	<W	0.0010	mg/L		16-JUN-21	R5492668
Boron (B)-Dissolved	0.0290	<DL	0.050	mg/L		16-JUN-21	R5492668
Cadmium (Cd)-Dissolved	<0.0000005	<W	0.000017	mg/L		16-JUN-21	R5492668
Calcium (Ca)-Dissolved	70.1		0.20	mg/L		16-JUN-21	R5492668
Cesium (Cs)-Dissolved	0.0000030	<DL	0.000010	mg/L		16-JUN-21	R5492668
Chromium (Cr)-Dissolved	0.00010	<DL	0.0010	mg/L		16-JUN-21	R5492668
Cobalt (Co)-Dissolved	0.000320	<DL	0.00050	mg/L		16-JUN-21	R5492668
Copper (Cu)-Dissolved	0.00118	<T	0.0010	mg/L		16-JUN-21	R5492668
Iron (Fe)-Dissolved	0.119		0.020	mg/L		16-JUN-21	R5492668
Lead (Pb)-Dissolved	<0.00001	<W	0.000050	mg/L		16-JUN-21	R5492668
Lithium (Li)-Dissolved	0.0144	<DL	0.050	mg/L		16-JUN-21	R5492668
Magnesium (Mg)-Dissolved	27.9		0.020	mg/L		16-JUN-21	R5492668
Manganese (Mn)-Dissolved	0.351		0.0010	mg/L		16-JUN-21	R5492668
Mercury (Hg)-Dissolved	<0.000005	<W	0.000030	mg/L		17-JUN-21	R5492373
Molybdenum (Mo)-Dissolved	0.00195	<T	0.0010	mg/L		16-JUN-21	R5492668
Nickel (Ni)-Dissolved	0.00172	<DL	0.0020	mg/L		16-JUN-21	R5492668
Phosphorus (P)-Dissolved	0.015	<DL	0.050	mg/L		16-JUN-21	R5492668
Potassium (K)-Dissolved	3.26		0.50	mg/L		16-JUN-21	R5492668
Rubidium (Rb)-Dissolved	0.00210		0.00020	mg/L		16-JUN-21	R5492668
Selenium (Se)-Dissolved	0.000265	<T	0.000050	mg/L		16-JUN-21	R5492668
Silicon (Si)-Dissolved	2.04		0.050	mg/L		16-JUN-21	R5492668

* Refer to Referenced Information for Qualifiers (if any) and Methodology.

ALS ENVIRONMENTAL ANALYTICAL REPORT

Sample Details/Parameters	Result	Qualifier*	D.L.	Units	Extracted	Analyzed	Batch
L2600264-15 SW26_SW_20210608 Sampled By: CLIENT on 08-JUN-21 @ 14:05 Matrix: SW							
Dissolved Metals							
Silver (Ag)-Dissolved	<0.0000005	<W	0.00010	mg/L		16-JUN-21	R5492668
Sodium (Na)-Dissolved	8.92		0.10	mg/L		16-JUN-21	R5492668
Strontium (Sr)-Dissolved	0.226		0.0010	mg/L		16-JUN-21	R5492668
Sulfur (S)-Dissolved	3.0		0.50	mg/L		16-JUN-21	R5492668
Tellurium (Te)-Dissolved	0.00002	<DL	0.0010	mg/L		16-JUN-21	R5492668
Thallium (Tl)-Dissolved	<0.000002	<W	0.00030	mg/L		16-JUN-21	R5492668
Thorium (Th)-Dissolved	0.00001	<DL	0.00010	mg/L		16-JUN-21	R5492668
Tin (Sn)-Dissolved	<0.000005	<W	0.0010	mg/L		16-JUN-21	R5492668
Titanium (Ti)-Dissolved	0.00078	<DL	0.0020	mg/L		16-JUN-21	R5492668
Tungsten (W)-Dissolved	<0.000002	<W	0.010	mg/L		16-JUN-21	R5492668
Uranium (U)-Dissolved	0.00205	<DL	0.0050	mg/L		16-JUN-21	R5492668
Vanadium (V)-Dissolved	0.00062	<DL	0.0010	mg/L		16-JUN-21	R5492668
Zinc (Zn)-Dissolved	0.0010	<DL	0.0030	mg/L		16-JUN-21	R5492668
Zirconium (Zr)-Dissolved	0.000250	<DL	0.0010	mg/L		16-JUN-21	R5492668
Aggregate Organics							
Biochemical Oxygen Demand	<2.0		2.0	mg/L		17-JUN-21	R5495118
Chemical Oxygen Demand	62		10	mg/L	17-JUN-21	19-JUN-21	R5493800
Oil and Grease, Total	0.2	<DL	1.0	mg/L	23-JUN-21	23-JUN-21	R5495618
L2600264-16 SW27_SW_20210608 Sampled By: CLIENT on 08-JUN-21 @ 14:15 Matrix: SW							
Field Tests							
Dissolved Oxygen, Client Supplied	7.78		0	mg/L		15-JUN-21	R5490892
pH, Client Supplied	7.18		0.10	pH		15-JUN-21	R5490892
Temperature, Client Supplied	21.1		0	Degree C		15-JUN-21	R5490892
Physical Tests							
Color, True	50.4		2.0	CU		13-JUN-21	R5488621
Conductivity (EC)	641		1.0	uS/cm		13-JUN-21	R5489177
Hardness (as CaCO3)	271		0.51	mg/L		18-JUN-21	
pH	8.20		0.10	pH		13-JUN-21	R5489177
Total Suspended Solids	3.5		3.0	mg/L		15-JUN-21	R5491341
Total Dissolved Solids	384		20	mg/L		15-JUN-21	R5491464
Turbidity	1.44		0.10	NTU		12-JUN-21	R5487728
Anions and Nutrients							
Acidity (as CaCO3)	<0.2	<W	2.0	mg/L		16-JUN-21	R5492130
Alkalinity, Total (as CaCO3)	240		2.0	mg/L		13-JUN-21	R5489177
Ammonia, Total (as N)	0.032	<T	0.0050	mg/L		23-JUN-21	R5501158
Ammonia, Un-ionized (as N)	<0.001	<W	0.010	mg/L		25-JUN-21	
Chloride (Cl)	12.9		0.10	mg/L	12-JUN-21	14-JUN-21	R5489456
Fluoride (F)	0.124		0.020	mg/L	12-JUN-21	14-JUN-21	R5489456
Nitrate (as N)	<0.002	<W	0.020	mg/L		14-JUN-21	R5489456
Nitrite (as N)	<0.001	<W	0.010	mg/L		14-JUN-21	R5489456

* Refer to Referenced Information for Qualifiers (if any) and Methodology.

ALS ENVIRONMENTAL ANALYTICAL REPORT

Sample Details/Parameters	Result	Qualifier*	D.L.	Units	Extracted	Analyzed	Batch
L2600264-16 SW27_SW_20210608 Sampled By: CLIENT on 08-JUN-21 @ 14:15 Matrix: SW							
Anions and Nutrients							
Total Kjeldahl Nitrogen	1.34		0.050	mg/L	17-JUN-21	23-JUN-21	R5497494
Orthophosphate-Dissolved (as P)	0.0179		0.0030	mg/L	16-JUN-21	16-JUN-21	R5491640
Sulfate (SO4)	90.4		0.30	mg/L		14-JUN-21	R5489456
Cyanides							
Cyanide, Weak Acid Diss	0.0004	<DL	0.0020	mg/L		15-JUN-21	R5491490
Cyanide, Total	0.0004	<DL	0.0020	mg/L		15-JUN-21	R5491490
Cyanide, Free	0.0005	<DL	0.0020	mg/L		15-JUN-21	R5491490
Organic / Inorganic Carbon							
Dissolved Organic Carbon	20.5		0.50	mg/L		24-JUN-21	R5499096
Total Organic Carbon	23.9		0.50	mg/L		17-JUN-21	R5492900
Total Metals							
Aluminum (Al)-Total	0.0158	<T	0.0050	mg/L		17-JUN-21	R5493457
Antimony (Sb)-Total	0.000270	<DL	0.00060	mg/L		17-JUN-21	R5493457
Arsenic (As)-Total	0.00210	<T	0.0010	mg/L		17-JUN-21	R5493457
Barium (Ba)-Total	0.0249		0.010	mg/L		17-JUN-21	R5493457
Beryllium (Be)-Total	<0.0000001	<W	0.0010	mg/L		17-JUN-21	R5493457
Bismuth (Bi)-Total	<0.00001	<W	0.0010	mg/L		17-JUN-21	R5493457
Boron (B)-Total	0.0285	<DL	0.050	mg/L		17-JUN-21	R5493457
Cadmium (Cd)-Total	0.000005	<DL	0.000017	mg/L		17-JUN-21	R5493457
Calcium (Ca)-Total	66.3		0.20	mg/L		17-JUN-21	R5493457
Cesium (Cs)-Total	0.0000040	<DL	0.000010	mg/L		17-JUN-21	R5493457
Chromium (Cr)-Total	0.00016	<DL	0.0010	mg/L		17-JUN-21	R5493457
Cobalt (Co)-Total	0.000255	<DL	0.00050	mg/L		17-JUN-21	R5493457
Copper (Cu)-Total	0.00092	<DL	0.0010	mg/L		17-JUN-21	R5493457
Iron (Fe)-Total	0.193		0.020	mg/L		17-JUN-21	R5493457
Lead (Pb)-Total	<0.00001	<W	0.000050	mg/L		17-JUN-21	R5493457
Lithium (Li)-Total	0.0110	<DL	0.050	mg/L		17-JUN-21	R5493457
Magnesium (Mg)-Total	28.8		0.020	mg/L		17-JUN-21	R5493457
Manganese (Mn)-Total	0.366		0.0010	mg/L		17-JUN-21	R5493457
Mercury (Hg)-Total	<0.000005	<W	0.000030	mg/L		16-JUN-21	R5491588
Molybdenum (Mo)-Total	0.00122	<T	0.0010	mg/L		17-JUN-21	R5493457
Nickel (Ni)-Total	0.00164	<DL	0.0020	mg/L		17-JUN-21	R5493457
Phosphorus (P)-Total	0.045	<DL	0.050	mg/L		17-JUN-21	R5493457
Potassium (K)-Total	5.15		0.50	mg/L		17-JUN-21	R5493457
Rubidium (Rb)-Total	0.00176		0.00020	mg/L		17-JUN-21	R5493457
Selenium (Se)-Total	0.000190	<T	0.000050	mg/L		17-JUN-21	R5493457
Silicon (Si)-Total	1.71		0.10	mg/L		17-JUN-21	R5493457
Silver (Ag)-Total	0.000001	<DL	0.00010	mg/L		17-JUN-21	R5493457
Sodium (Na)-Total	26.0		0.10	mg/L		17-JUN-21	R5493457
Strontium (Sr)-Total	0.187		0.0010	mg/L		17-JUN-21	R5493457
Sulfur (S)-Total	30.0		0.50	mg/L		17-JUN-21	R5493457
Tellurium (Te)-Total	0.00002	<DL	0.0010	mg/L		17-JUN-21	R5493457

* Refer to Referenced Information for Qualifiers (if any) and Methodology.

ALS ENVIRONMENTAL ANALYTICAL REPORT

Sample Details/Parameters	Result	Qualifier*	D.L.	Units	Extracted	Analyzed	Batch
L2600264-16 SW27_SW_20210608 Sampled By: CLIENT on 08-JUN-21 @ 14:15 Matrix: SW							
Total Metals							
Thallium (Tl)-Total	<0.000005	<W	0.00030	mg/L		17-JUN-21	R5493457
Thorium (Th)-Total	<0.00001	<W	0.00010	mg/L		17-JUN-21	R5493457
Tin (Sn)-Total	0.00009	<DL	0.0010	mg/L		17-JUN-21	R5493457
Titanium (Ti)-Total	0.00060	<DL	0.0020	mg/L		17-JUN-21	R5493457
Tungsten (W)-Total	<0.00001	<W	0.010	mg/L		17-JUN-21	R5493457
Uranium (U)-Total	0.00170	<DL	0.0050	mg/L		17-JUN-21	R5493457
Vanadium (V)-Total	0.00070	<DL	0.0010	mg/L		17-JUN-21	R5493457
Zinc (Zn)-Total	0.0020	<DL	0.0030	mg/L		17-JUN-21	R5493457
Zirconium (Zr)-Total	0.000176	<DL	0.0010	mg/L		17-JUN-21	R5493457
Dissolved Metals							
Dissolved Metals Filtration Location	FIELD					16-JUN-21	R5492119
Aluminum (Al)-Dissolved	0.0024	<DL	0.0050	mg/L		16-JUN-21	R5492668
Antimony (Sb)-Dissolved	0.000275	<DL	0.00060	mg/L		16-JUN-21	R5492668
Arsenic (As)-Dissolved	0.00200	<T	0.0010	mg/L		16-JUN-21	R5492668
Barium (Ba)-Dissolved	0.0253		0.010	mg/L		16-JUN-21	R5492668
Beryllium (Be)-Dissolved	0.000002	<DL	0.0010	mg/L		16-JUN-21	R5492668
Bismuth (Bi)-Dissolved	<0.000002	<W	0.0010	mg/L		16-JUN-21	R5492668
Boron (B)-Dissolved	0.0215	<DL	0.050	mg/L		16-JUN-21	R5492668
Cadmium (Cd)-Dissolved	<0.0000005	<W	0.000017	mg/L		16-JUN-21	R5492668
Calcium (Ca)-Dissolved	63.3		0.20	mg/L		16-JUN-21	R5492668
Cesium (Cs)-Dissolved	0.0000030	<DL	0.000010	mg/L		16-JUN-21	R5492668
Chromium (Cr)-Dissolved	0.00002	<DL	0.0010	mg/L		16-JUN-21	R5492668
Cobalt (Co)-Dissolved	0.000254	<DL	0.00050	mg/L		16-JUN-21	R5492668
Copper (Cu)-Dissolved	0.00080	<DL	0.0010	mg/L		16-JUN-21	R5492668
Iron (Fe)-Dissolved	0.0805		0.020	mg/L		16-JUN-21	R5492668
Lead (Pb)-Dissolved	<0.00001	<W	0.000050	mg/L		16-JUN-21	R5492668
Lithium (Li)-Dissolved	0.0112	<DL	0.050	mg/L		16-JUN-21	R5492668
Magnesium (Mg)-Dissolved	27.4		0.020	mg/L		16-JUN-21	R5492668
Manganese (Mn)-Dissolved	0.337		0.0010	mg/L		16-JUN-21	R5492668
Mercury (Hg)-Dissolved	<0.000005	<W	0.000030	mg/L		16-JUN-21	R5491586
Molybdenum (Mo)-Dissolved	0.00122	<T	0.0010	mg/L		16-JUN-21	R5492668
Nickel (Ni)-Dissolved	0.00168	<DL	0.0020	mg/L		16-JUN-21	R5492668
Phosphorus (P)-Dissolved	0.035	<DL	0.050	mg/L		16-JUN-21	R5492668
Potassium (K)-Dissolved	5.34		0.50	mg/L		16-JUN-21	R5492668
Rubidium (Rb)-Dissolved	0.00183		0.00020	mg/L		16-JUN-21	R5492668
Selenium (Se)-Dissolved	0.000250	<T	0.000050	mg/L		16-JUN-21	R5492668
Silicon (Si)-Dissolved	1.72		0.050	mg/L		16-JUN-21	R5492668
Silver (Ag)-Dissolved	0.0000020	<DL	0.00010	mg/L		16-JUN-21	R5492668
Sodium (Na)-Dissolved	26.1		0.10	mg/L		16-JUN-21	R5492668
Strontium (Sr)-Dissolved	0.185		0.0010	mg/L		16-JUN-21	R5492668
Sulfur (S)-Dissolved	32.2		0.50	mg/L		16-JUN-21	R5492668

* Refer to Referenced Information for Qualifiers (if any) and Methodology.

ALS ENVIRONMENTAL ANALYTICAL REPORT

Sample Details/Parameters	Result	Qualifier*	D.L.	Units	Extracted	Analyzed	Batch
L2600264-16 SW27_SW_20210608 Sampled By: CLIENT on 08-JUN-21 @ 14:15 Matrix: SW							
Dissolved Metals							
Tellurium (Te)-Dissolved	<0.00001	<W	0.0010	mg/L		16-JUN-21	R5492668
Thallium (Tl)-Dissolved	<0.000002	<W	0.00030	mg/L		16-JUN-21	R5492668
Thorium (Th)-Dissolved	0.00001	<DL	0.00010	mg/L		16-JUN-21	R5492668
Tin (Sn)-Dissolved	<0.000005	<W	0.0010	mg/L		16-JUN-21	R5492668
Titanium (Ti)-Dissolved	0.00020	<DL	0.0020	mg/L		16-JUN-21	R5492668
Tungsten (W)-Dissolved	0.000006	<DL	0.010	mg/L		16-JUN-21	R5492668
Uranium (U)-Dissolved	0.00152	<DL	0.0050	mg/L		16-JUN-21	R5492668
Vanadium (V)-Dissolved	0.00050	<DL	0.0010	mg/L		16-JUN-21	R5492668
Zinc (Zn)-Dissolved	0.0014	<DL	0.0030	mg/L		16-JUN-21	R5492668
Zirconium (Zr)-Dissolved	0.000220	<DL	0.0010	mg/L		16-JUN-21	R5492668
Aggregate Organics							
Biochemical Oxygen Demand	<2.0		2.0	mg/L		17-JUN-21	R5495118
Chemical Oxygen Demand	67		10	mg/L	17-JUN-21	19-JUN-21	R5493800
Oil and Grease, Total	1.2		1.0	mg/L	23-JUN-21	23-JUN-21	R5495618
L2600264-17 SW28A_SW_20210608 Sampled By: CLIENT on 08-JUN-21 @ 09:20 Matrix: SW							
Field Tests							
Dissolved Oxygen, Client Supplied	4.57		0	mg/L		15-JUN-21	R5490892
pH, Client Supplied	8.3		0.10	pH		15-JUN-21	R5490892
Temperature, Client Supplied	17.65		0	Degree C		15-JUN-21	R5490892
Physical Tests							
Color, True	33.7		2.0	CU		13-JUN-21	R5488621
Conductivity (EC)	680		1.0	uS/cm		13-JUN-21	R5489177
Hardness (as CaCO3)	347		0.51	mg/L		18-JUN-21	
pH	8.33		0.10	pH		13-JUN-21	R5489177
Total Suspended Solids	45.5		3.0	mg/L		15-JUN-21	R5491341
Total Dissolved Solids	382		20	mg/L		15-JUN-21	R5491464
Turbidity	19.9		0.10	NTU		12-JUN-21	R5487728
Anions and Nutrients							
Acidity (as CaCO3)	<0.2	<W	2.0	mg/L		16-JUN-21	R5492130
Alkalinity, Total (as CaCO3)	353		2.0	mg/L		13-JUN-21	R5489177
Ammonia, Total (as N)	0.064	<T	0.0050	mg/L		23-JUN-21	R5501158
Ammonia, Un-ionized (as N)	0.004	<DL	0.010	mg/L		25-JUN-21	
Chloride (Cl)	17.6		0.10	mg/L	12-JUN-21	14-JUN-21	R5489456
Fluoride (F)	0.223		0.020	mg/L	12-JUN-21	14-JUN-21	R5489456
Nitrate (as N)	0.076	<T	0.020	mg/L		14-JUN-21	R5489456
Nitrite (as N)	0.003	<DL	0.010	mg/L		14-JUN-21	R5489456
Total Kjeldahl Nitrogen	0.604		0.050	mg/L	17-JUN-21	23-JUN-21	R5497494
Orthophosphate-Dissolved (as P)	0.0159		0.0030	mg/L	16-JUN-21	16-JUN-21	R5491640
Sulfate (SO4)	11.9		0.30	mg/L		14-JUN-21	R5489456
Cyanides							

* Refer to Referenced Information for Qualifiers (if any) and Methodology.

ALS ENVIRONMENTAL ANALYTICAL REPORT

Sample Details/Parameters	Result	Qualifier*	D.L.	Units	Extracted	Analyzed	Batch
L2600264-17 SW28A_SW_20210608 Sampled By: CLIENT on 08-JUN-21 @ 09:20 Matrix: SW							
Cyanides							
Cyanide, Weak Acid Diss	0.0003	<DL	0.0020	mg/L		15-JUN-21	R5491490
Cyanide, Total	0.0004	<DL	0.0020	mg/L		15-JUN-21	R5491490
Cyanide, Free	0.0005	<DL	0.0020	mg/L		15-JUN-21	R5491490
Organic / Inorganic Carbon							
Dissolved Organic Carbon	10.6		0.50	mg/L		23-JUN-21	R5496646
Total Organic Carbon	14.1		0.50	mg/L		17-JUN-21	R5492900
Total Metals							
Aluminum (Al)-Total	0.259		0.0050	mg/L		17-JUN-21	R5493457
Antimony (Sb)-Total	0.000045	<DL	0.00060	mg/L		17-JUN-21	R5493457
Arsenic (As)-Total	0.00196	<T	0.0010	mg/L		17-JUN-21	R5493457
Barium (Ba)-Total	0.0497		0.010	mg/L		17-JUN-21	R5493457
Beryllium (Be)-Total	<0.0000001	<W	0.0010	mg/L		17-JUN-21	R5493457
Bismuth (Bi)-Total	<0.00001	<W	0.0010	mg/L		17-JUN-21	R5493457
Boron (B)-Total	0.0265	<DL	0.050	mg/L		17-JUN-21	R5493457
Cadmium (Cd)-Total	0.000010	<DL	0.000017	mg/L		17-JUN-21	R5493457
Calcium (Ca)-Total	81.5		0.20	mg/L		17-JUN-21	R5493457
Cesium (Cs)-Total	0.0000355		0.000010	mg/L		17-JUN-21	R5493457
Chromium (Cr)-Total	0.00054	<DL	0.0010	mg/L		17-JUN-21	R5493457
Cobalt (Co)-Total	0.000330	<DL	0.00050	mg/L		17-JUN-21	R5493457
Copper (Cu)-Total	0.00084	<DL	0.0010	mg/L		17-JUN-21	R5493457
Iron (Fe)-Total	0.392		0.020	mg/L		17-JUN-21	R5493457
Lead (Pb)-Total	0.00019	<T	0.000050	mg/L		17-JUN-21	R5493457
Lithium (Li)-Total	0.0188	<DL	0.050	mg/L		17-JUN-21	R5493457
Magnesium (Mg)-Total	38.2		0.020	mg/L		17-JUN-21	R5493457
Manganese (Mn)-Total	0.0932		0.0010	mg/L		17-JUN-21	R5493457
Mercury (Hg)-Total	<0.000005	<W	0.000030	mg/L		16-JUN-21	R5491588
Molybdenum (Mo)-Total	0.00210	<T	0.0010	mg/L		17-JUN-21	R5493457
Nickel (Ni)-Total	0.00118	<DL	0.0020	mg/L		17-JUN-21	R5493457
Phosphorus (P)-Total	0.040	<DL	0.050	mg/L		17-JUN-21	R5493457
Potassium (K)-Total	2.48		0.50	mg/L		17-JUN-21	R5493457
Rubidium (Rb)-Total	0.00459		0.00020	mg/L		17-JUN-21	R5493457
Selenium (Se)-Total	0.000110	<T	0.000050	mg/L		17-JUN-21	R5493457
Silicon (Si)-Total	6.73		0.10	mg/L		17-JUN-21	R5493457
Silver (Ag)-Total	0.000003	<DL	0.00010	mg/L		17-JUN-21	R5493457
Sodium (Na)-Total	7.27		0.10	mg/L		17-JUN-21	R5493457
Strontium (Sr)-Total	0.314		0.0010	mg/L		17-JUN-21	R5493457
Sulfur (S)-Total	4.0		0.50	mg/L		17-JUN-21	R5493457
Tellurium (Te)-Total	0.00004	<DL	0.0010	mg/L		17-JUN-21	R5493457
Thallium (Tl)-Total	<0.000005	<W	0.00030	mg/L		17-JUN-21	R5493457
Thorium (Th)-Total	0.00005	<DL	0.00010	mg/L		17-JUN-21	R5493457
Tin (Sn)-Total	0.00035	<DL	0.0010	mg/L		17-JUN-21	R5493457

* Refer to Referenced Information for Qualifiers (if any) and Methodology.

ALS ENVIRONMENTAL ANALYTICAL REPORT

Sample Details/Parameters	Result	Qualifier*	D.L.	Units	Extracted	Analyzed	Batch
L2600264-17 SW28A_SW_20210608 Sampled By: CLIENT on 08-JUN-21 @ 09:20 Matrix: SW							
Total Metals							
Titanium (Ti)-Total	0.00743		0.0020	mg/L		17-JUN-21	R5493457
Tungsten (W)-Total	<0.00001	<W	0.010	mg/L		17-JUN-21	R5493457
Uranium (U)-Total	0.00500	<T	0.0050	mg/L		17-JUN-21	R5493457
Vanadium (V)-Total	0.00190	<T	0.0010	mg/L		17-JUN-21	R5493457
Zinc (Zn)-Total	0.0025	<DL	0.0030	mg/L		17-JUN-21	R5493457
Zirconium (Zr)-Total	0.000382	<DL	0.0010	mg/L		17-JUN-21	R5493457
Dissolved Metals							
Dissolved Metals Filtration Location	FIELD					16-JUN-21	R5492119
Aluminum (Al)-Dissolved	0.0022	<DL	0.0050	mg/L		16-JUN-21	R5492668
Antimony (Sb)-Dissolved	0.000050	<DL	0.00060	mg/L		16-JUN-21	R5492668
Arsenic (As)-Dissolved	0.00181	<T	0.0010	mg/L		16-JUN-21	R5492668
Barium (Ba)-Dissolved	0.0485		0.010	mg/L		16-JUN-21	R5492668
Beryllium (Be)-Dissolved	<0.000002	<W	0.0010	mg/L		16-JUN-21	R5492668
Bismuth (Bi)-Dissolved	<0.000002	<W	0.0010	mg/L		16-JUN-21	R5492668
Boron (B)-Dissolved	0.0220	<DL	0.050	mg/L		16-JUN-21	R5492668
Cadmium (Cd)-Dissolved	0.0000020	<DL	0.000017	mg/L		16-JUN-21	R5492668
Calcium (Ca)-Dissolved	80.5		0.20	mg/L		16-JUN-21	R5492668
Cesium (Cs)-Dissolved	0.0000020	<DL	0.000010	mg/L		16-JUN-21	R5492668
Chromium (Cr)-Dissolved	<0.00001	<W	0.0010	mg/L		16-JUN-21	R5492668
Cobalt (Co)-Dissolved	0.000188	<DL	0.00050	mg/L		16-JUN-21	R5492668
Copper (Cu)-Dissolved	0.00058	<DL	0.0010	mg/L		16-JUN-21	R5492668
Iron (Fe)-Dissolved	0.0495		0.020	mg/L		16-JUN-21	R5492668
Lead (Pb)-Dissolved	<0.00001	<W	0.000050	mg/L		16-JUN-21	R5492668
Lithium (Li)-Dissolved	0.0202	<DL	0.050	mg/L		16-JUN-21	R5492668
Magnesium (Mg)-Dissolved	35.5		0.020	mg/L		16-JUN-21	R5492668
Manganese (Mn)-Dissolved	0.0768		0.0010	mg/L		16-JUN-21	R5492668
Mercury (Hg)-Dissolved	<0.000005	<W	0.000030	mg/L		16-JUN-21	R5491586
Molybdenum (Mo)-Dissolved	0.00213	<T	0.0010	mg/L		16-JUN-21	R5492668
Nickel (Ni)-Dissolved	0.00088	<DL	0.0020	mg/L		16-JUN-21	R5492668
Phosphorus (P)-Dissolved	0.025	<DL	0.050	mg/L		16-JUN-21	R5492668
Potassium (K)-Dissolved	2.43		0.50	mg/L		16-JUN-21	R5492668
Rubidium (Rb)-Dissolved	0.00382		0.00020	mg/L		16-JUN-21	R5492668
Selenium (Se)-Dissolved	0.000115	<T	0.000050	mg/L		16-JUN-21	R5492668
Silicon (Si)-Dissolved	6.38		0.050	mg/L		16-JUN-21	R5492668
Silver (Ag)-Dissolved	0.0000010	<DL	0.00010	mg/L		16-JUN-21	R5492668
Sodium (Na)-Dissolved	7.20		0.10	mg/L		16-JUN-21	R5492668
Strontium (Sr)-Dissolved	0.304		0.0010	mg/L		16-JUN-21	R5492668
Sulfur (S)-Dissolved	4.2		0.50	mg/L		16-JUN-21	R5492668
Tellurium (Te)-Dissolved	<0.00001	<W	0.0010	mg/L		16-JUN-21	R5492668
Thallium (Tl)-Dissolved	<0.000002	<W	0.00030	mg/L		16-JUN-21	R5492668
Thorium (Th)-Dissolved	0.00001	<DL	0.00010	mg/L		16-JUN-21	R5492668

* Refer to Referenced Information for Qualifiers (if any) and Methodology.

ALS ENVIRONMENTAL ANALYTICAL REPORT

Sample Details/Parameters	Result	Qualifier*	D.L.	Units	Extracted	Analyzed	Batch
L2600264-17 SW28A_SW_20210608 Sampled By: CLIENT on 08-JUN-21 @ 09:20 Matrix: SW							
Dissolved Metals							
Tin (Sn)-Dissolved	<0.000005	<W	0.0010	mg/L		16-JUN-21	R5492668
Titanium (Ti)-Dissolved	0.00050	<DL	0.0020	mg/L		16-JUN-21	R5492668
Tungsten (W)-Dissolved	0.000002	<DL	0.010	mg/L		16-JUN-21	R5492668
Uranium (U)-Dissolved	0.00487	<DL	0.0050	mg/L		16-JUN-21	R5492668
Vanadium (V)-Dissolved	0.00108	<T	0.0010	mg/L		16-JUN-21	R5492668
Zinc (Zn)-Dissolved	0.0002	<DL	0.0030	mg/L		16-JUN-21	R5492668
Zirconium (Zr)-Dissolved	0.000206	<DL	0.0010	mg/L		16-JUN-21	R5492668
Aggregate Organics							
Biochemical Oxygen Demand	<2.0		2.0	mg/L		17-JUN-21	R5495118
Chemical Oxygen Demand	33		10	mg/L	17-JUN-21	19-JUN-21	R5493800
Oil and Grease, Total	1.8		1.0	mg/L	23-JUN-21	23-JUN-21	R5495618
L2600264-18 TB_SW_20210608 Sampled By: CLIENT on 08-JUN-21 @ 09:13 Matrix: SW							
Physical Tests							
Color, True	<2.0		2.0	CU		13-JUN-21	R5488621
Conductivity (EC)	0.4	<DL	1.0	uS/cm		13-JUN-21	R5489177
Hardness (as CaCO3)	<0.51		0.51	mg/L		21-JUN-21	
pH	5.72		0.10	pH		13-JUN-21	R5489177
Total Suspended Solids	<0.5	<W	3.0	mg/L		15-JUN-21	R5491341
Total Dissolved Solids	2	<DL	10	mg/L		15-JUN-21	R5491464
Turbidity	<0.10		0.10	NTU		12-JUN-21	R5487728
Anions and Nutrients							
Acidity (as CaCO3)	0.2	<DL	2.0	mg/L		16-JUN-21	R5492130
Alkalinity, Total (as CaCO3)	1.0	<DL	2.0	mg/L		13-JUN-21	R5489177
Ammonia, Total (as N)	<0.002	<W	0.0050	mg/L		23-JUN-21	R5501158
Chloride (Cl)	<0.10		0.10	mg/L	12-JUN-21	14-JUN-21	R5489456
Fluoride (F)	<0.020		0.020	mg/L	12-JUN-21	14-JUN-21	R5489456
Nitrate (as N)	<0.002	<W	0.020	mg/L		14-JUN-21	R5489456
Nitrite (as N)	<0.001	<W	0.010	mg/L		14-JUN-21	R5489456
Total Kjeldahl Nitrogen	<0.20		0.20	mg/L	09-JUL-21	12-JUL-21	R5517562
Orthophosphate-Dissolved (as P)	<0.0030		0.0030	mg/L	16-JUN-21	16-JUN-21	R5491640
Sulfate (SO4)	<0.05	<W	0.30	mg/L		14-JUN-21	R5489456
Cyanides							
Cyanide, Weak Acid Diss	<0.0001	<W	0.0020	mg/L		15-JUN-21	R5491490
Cyanide, Total	<0.0002	<W	0.0020	mg/L		15-JUN-21	R5491490
Cyanide, Free	0.0002	<DL	0.0020	mg/L		15-JUN-21	R5491490
Organic / Inorganic Carbon							
Dissolved Organic Carbon	<0.50		0.50	mg/L		23-JUN-21	R5496646
Total Organic Carbon	<0.50		0.50	mg/L		17-JUN-21	R5492900
Total Metals							
Aluminum (Al)-Total	0.0004	<DL	0.0050	mg/L		17-JUN-21	R5493457

* Refer to Referenced Information for Qualifiers (if any) and Methodology.

ALS ENVIRONMENTAL ANALYTICAL REPORT

Sample Details/Parameters	Result	Qualifier*	D.L.	Units	Extracted	Analyzed	Batch
L2600264-18 TB_SW_20210608 Sampled By: CLIENT on 08-JUN-21 @ 09:13 Matrix: SW							
Total Metals							
Antimony (Sb)-Total	<0.000005	<W	0.00060	mg/L		17-JUN-21	R5493457
Arsenic (As)-Total	0.00002	<DL	0.0010	mg/L		17-JUN-21	R5493457
Barium (Ba)-Total	<0.00001	<W	0.010	mg/L		17-JUN-21	R5493457
Beryllium (Be)-Total	<0.0000001	<W	0.0010	mg/L		17-JUN-21	R5493457
Bismuth (Bi)-Total	<0.00001	<W	0.0010	mg/L		17-JUN-21	R5493457
Boron (B)-Total	0.0010	<DL	0.050	mg/L		17-JUN-21	R5493457
Cadmium (Cd)-Total	<0.000001	<W	0.000017	mg/L		17-JUN-21	R5493457
Calcium (Ca)-Total	0.016	<DL	0.20	mg/L		17-JUN-21	R5493457
Cesium (Cs)-Total	<0.0000005	<W	0.000010	mg/L		17-JUN-21	R5493457
Chromium (Cr)-Total	0.00008	<DL	0.0010	mg/L		17-JUN-21	R5493457
Cobalt (Co)-Total	<0.000005	<W	0.00050	mg/L		17-JUN-21	R5493457
Copper (Cu)-Total	<0.00002	<W	0.0010	mg/L		17-JUN-21	R5493457
Iron (Fe)-Total	<0.0005	<W	0.020	mg/L		17-JUN-21	R5493457
Lead (Pb)-Total	<0.00001	<W	0.000050	mg/L		17-JUN-21	R5493457
Lithium (Li)-Total	<0.0002	<W	0.050	mg/L		17-JUN-21	R5493457
Magnesium (Mg)-Total	0.0062	<DL	0.020	mg/L		17-JUN-21	R5493457
Manganese (Mn)-Total	<0.0002	<W	0.0010	mg/L		17-JUN-21	R5493457
Mercury (Hg)-Total	<0.000005	<W	0.000030	mg/L		16-JUN-21	R5491588
Molybdenum (Mo)-Total	<0.000005	<W	0.0010	mg/L		17-JUN-21	R5493457
Nickel (Ni)-Total	<0.00002	<W	0.0020	mg/L		17-JUN-21	R5493457
Phosphorus (P)-Total	0.010	<DL	0.050	mg/L		17-JUN-21	R5493457
Potassium (K)-Total	<0.01	<W	0.50	mg/L		17-JUN-21	R5493457
Rubidium (Rb)-Total	<0.000002	<W	0.00020	mg/L		17-JUN-21	R5493457
Selenium (Se)-Total	<0.000005	<W	0.000050	mg/L		17-JUN-21	R5493457
Silicon (Si)-Total	0.002	<DL	0.10	mg/L		17-JUN-21	R5493457
Silver (Ag)-Total	<0.000001	<W	0.00010	mg/L		17-JUN-21	R5493457
Sodium (Na)-Total	<0.005	<W	0.10	mg/L		17-JUN-21	R5493457
Strontium (Sr)-Total	0.000050	<DL	0.0010	mg/L		17-JUN-21	R5493457
Sulfur (S)-Total	<0.2	<W	0.50	mg/L		17-JUN-21	R5493457
Tellurium (Te)-Total	<0.00002	<W	0.0010	mg/L		17-JUN-21	R5493457
Thallium (Tl)-Total	<0.000005	<W	0.00030	mg/L		17-JUN-21	R5493457
Thorium (Th)-Total	<0.00001	<W	0.00010	mg/L		17-JUN-21	R5493457
Tin (Sn)-Total	0.00007	<DL	0.0010	mg/L		17-JUN-21	R5493457
Titanium (Ti)-Total	<0.00001	<W	0.0020	mg/L		17-JUN-21	R5493457
Tungsten (W)-Total	<0.00001	<W	0.010	mg/L		17-JUN-21	R5493457
Uranium (U)-Total	<0.0000005	<W	0.0050	mg/L		17-JUN-21	R5493457
Vanadium (V)-Total	0.00015	<DL	0.0010	mg/L		17-JUN-21	R5493457
Zinc (Zn)-Total	0.0005	<DL	0.0030	mg/L		17-JUN-21	R5493457
Zirconium (Zr)-Total	<0.000002	<W	0.0010	mg/L		17-JUN-21	R5493457
Dissolved Metals							
Dissolved Metals Filtration Location	FIELD					16-JUN-21	R5492119

* Refer to Referenced Information for Qualifiers (if any) and Methodology.

ALS ENVIRONMENTAL ANALYTICAL REPORT

Sample Details/Parameters	Result	Qualifier*	D.L.	Units	Extracted	Analyzed	Batch
L2600264-18 TB_SW_20210608 Sampled By: CLIENT on 08-JUN-21 @ 09:13 Matrix: SW							
Dissolved Metals							
Aluminum (Al)-Dissolved	<0.0002	<W	0.0050	mg/L		16-JUN-21	R5492668
Antimony (Sb)-Dissolved	<0.000005	<W	0.00060	mg/L		16-JUN-21	R5492668
Arsenic (As)-Dissolved	0.0000162	<DL	0.0010	mg/L		16-JUN-21	R5492668
Barium (Ba)-Dissolved	<0.000005	<W	0.010	mg/L		16-JUN-21	R5492668
Beryllium (Be)-Dissolved	<0.000002	<W	0.0010	mg/L		16-JUN-21	R5492668
Bismuth (Bi)-Dissolved	<0.000002	<W	0.0010	mg/L		16-JUN-21	R5492668
Boron (B)-Dissolved	0.0025	<DL	0.050	mg/L		16-JUN-21	R5492668
Cadmium (Cd)-Dissolved	<0.0000005	<W	0.000017	mg/L		16-JUN-21	R5492668
Calcium (Ca)-Dissolved	0.026	<DL	0.20	mg/L		16-JUN-21	R5492668
Cesium (Cs)-Dissolved	<0.0000005	<W	0.000010	mg/L		16-JUN-21	R5492668
Chromium (Cr)-Dissolved	0.00005	<DL	0.0010	mg/L		16-JUN-21	R5492668
Cobalt (Co)-Dissolved	<0.000002	<W	0.00050	mg/L		16-JUN-21	R5492668
Copper (Cu)-Dissolved	<0.00002	<W	0.0010	mg/L		16-JUN-21	R5492668
Iron (Fe)-Dissolved	<0.0005	<W	0.020	mg/L		16-JUN-21	R5492668
Lead (Pb)-Dissolved	<0.00001	<W	0.000050	mg/L		16-JUN-21	R5492668
Lithium (Li)-Dissolved	<0.0002	<W	0.050	mg/L		16-JUN-21	R5492668
Magnesium (Mg)-Dissolved	0.0150	<DL	0.020	mg/L		18-JUN-21	R5494291
Manganese (Mn)-Dissolved	0.00162		0.0010	mg/L		18-JUN-21	R5494291
Mercury (Hg)-Dissolved	<0.000005	<W	0.000030	mg/L		16-JUN-21	R5491586
Molybdenum (Mo)-Dissolved	<0.000002	<W	0.0010	mg/L		16-JUN-21	R5492668
Nickel (Ni)-Dissolved	<0.00002	<W	0.0020	mg/L		16-JUN-21	R5492668
Phosphorus (P)-Dissolved	<0.005	<W	0.050	mg/L		16-JUN-21	R5492668
Potassium (K)-Dissolved	0.02	<DL	0.50	mg/L		16-JUN-21	R5492668
Rubidium (Rb)-Dissolved	0.000006	<DL	0.00020	mg/L		16-JUN-21	R5492668
Selenium (Se)-Dissolved	<0.000005	<W	0.000050	mg/L		16-JUN-21	R5492668
Silicon (Si)-Dissolved	<0.005	<W	0.050	mg/L		16-JUN-21	R5492668
Silver (Ag)-Dissolved	<0.0000005	<W	0.00010	mg/L		16-JUN-21	R5492668
Sodium (Na)-Dissolved	0.010	<DL	0.10	mg/L		16-JUN-21	R5492668
Strontium (Sr)-Dissolved	0.00008	<DL	0.0010	mg/L		16-JUN-21	R5492668
Sulfur (S)-Dissolved	<0.2	<W	0.50	mg/L		16-JUN-21	R5492668
Tellurium (Te)-Dissolved	<0.00001	<W	0.0010	mg/L		16-JUN-21	R5492668
Thallium (Tl)-Dissolved	<0.000002	<W	0.00030	mg/L		16-JUN-21	R5492668
Thorium (Th)-Dissolved	<0.00001	<W	0.00010	mg/L		16-JUN-21	R5492668
Tin (Sn)-Dissolved	<0.000005	<W	0.0010	mg/L		16-JUN-21	R5492668
Titanium (Ti)-Dissolved	<0.00002	<W	0.0020	mg/L		16-JUN-21	R5492668
Tungsten (W)-Dissolved	<0.000002	<W	0.010	mg/L		16-JUN-21	R5492668
Uranium (U)-Dissolved	0.0000010	<DL	0.0050	mg/L		16-JUN-21	R5492668
Vanadium (V)-Dissolved	0.00006	<DL	0.0010	mg/L		16-JUN-21	R5492668
Zinc (Zn)-Dissolved	<0.0002	<W	0.0030	mg/L		16-JUN-21	R5492668
Zirconium (Zr)-Dissolved	<0.000002	<W	0.0010	mg/L		16-JUN-21	R5492668
Aggregate Organics							

* Refer to Referenced Information for Qualifiers (if any) and Methodology.

ALS ENVIRONMENTAL ANALYTICAL REPORT

Sample Details/Parameters	Result	Qualifier*	D.L.	Units	Extracted	Analyzed	Batch
L2600264-18 TB_SW_20210608 Sampled By: CLIENT on 08-JUN-21 @ 09:13 Matrix: SW							
Aggregate Organics							
Biochemical Oxygen Demand	<2.0		2.0	mg/L		17-JUN-21	R5495118
Chemical Oxygen Demand	<10		10	mg/L	17-JUN-21	19-JUN-21	R5493800
Oil and Grease, Total	1.8		1.0	mg/L	23-JUN-21	23-JUN-21	R5495618

* Refer to Referenced Information for Qualifiers (if any) and Methodology.

Reference Information

QC Samples with Qualifiers & Comments:

QC Type Description	Parameter	Qualifier	Applies to Sample Number(s)
Method Blank	Total Kjeldahl Nitrogen	B	L2600264-1, -10, -11, -12, -13, -14, -15, -16, -17, -2, -3, -4, -5, -6, -7, -8, -9
Method Blank	Total Organic Carbon	MB-LOR	L2600264-1
Matrix Spike	Chemical Oxygen Demand	MS-B	L2600264-12, -13, -14, -15, -16, -17, -18
Matrix Spike	Aluminum (Al)-Total	MS-B	L2600264-1, -10, -11, -12, -13, -14, -15, -16, -17, -18, -2, -3, -6, -7, -8, -9
Matrix Spike	Barium (Ba)-Total	MS-B	L2600264-1, -10, -11, -12, -13, -14, -15, -16, -17, -18, -2, -3, -6, -7, -8, -9
Matrix Spike	Calcium (Ca)-Total	MS-B	L2600264-1, -10, -11, -12, -13, -14, -15, -16, -17, -18, -2, -3, -6, -7, -8, -9
Matrix Spike	Magnesium (Mg)-Total	MS-B	L2600264-1, -10, -11, -12, -13, -14, -15, -16, -17, -18, -2, -3, -6, -7, -8, -9
Matrix Spike	Manganese (Mn)-Total	MS-B	L2600264-1, -10, -11, -12, -13, -14, -15, -16, -17, -18, -2, -3, -6, -7, -8, -9
Matrix Spike	Sodium (Na)-Total	MS-B	L2600264-1, -10, -11, -12, -13, -14, -15, -16, -17, -18, -2, -3, -6, -7, -8, -9
Matrix Spike	Strontium (Sr)-Total	MS-B	L2600264-1, -10, -11, -12, -13, -14, -15, -16, -17, -18, -2, -3, -6, -7, -8, -9
Matrix Spike	Orthophosphate-Dissolved (as P)	MS-B	L2600264-4
Matrix Spike	Total Organic Carbon	MS-B	L2600264-1
Matrix Spike	Total Organic Carbon	MS-B	L2600264-10, -11, -12, -13, -14, -15, -16, -17, -18, -2, -3, -4, -5, -6, -7, -8, -9

Sample Parameter Qualifier key listed:

Qualifier	Description
<DL	Recorded value = measured amount <LMDL (non-zero)
<T	A Measurable Trace Amount: Interpret With Caution
<W	No Measurable Response (Zero): < Reported Value
B	Method Blank exceeds ALS DQO. Associated sample results which are < Limit of Reporting or > 5 times blank level are considered reliable.
DLM	Detection Limit Adjusted due to sample matrix effects (e.g. chemical interference, colour, turbidity).
MB-LOR	Method Blank exceeds ALS DQO. Limits of Reporting have been adjusted for samples with positive hits below 5x blank level.
MS-B	Matrix Spike recovery could not be accurately calculated due to high analyte background in sample.
PEHT	Parameter Exceeded Recommended Holding Time Prior to Analysis

Test Method References:

ALS Test Code	Matrix	Test Description	Method Reference**
ACY-MISA-TB	Effluent	Acidity (as CaCO3)	APHA 2310 B-POTENTIOMETRIC TITRATION
Aqueous matrices are analyzed by potentiometry. Acidity reported includes acidity caused by hydrolyzable metals present in the sample.			
ALK-MISA-TB	Effluent	Alkalinity, Total (as CaCO3)	APHA 2320 B-Auto-Pot. Titration
This analysis is carried out using procedures adapted from APHA Method 2320 "Alkalinity". Total alkalinity is determined by potentiometric titration to a pH 4.5 endpoint. Bicarbonate, carbonate and hydroxide alkalinity are calculated from phenolphthalein alkalinity and total alkalinity values.			
BOD-TB	Water	Biochemical Oxygen Demand (BOD)	APHA 5210 B- BIOCHEMICAL OXYGEN DEMAND
All forms of biochemical oxygen demand (BOD) are determined by diluting and incubating a sample for a specified time period, and measuring the oxygen depletion using a dissolved oxygen meter. Dissolved BOD (SOLUBLE) is determined by filtering the sample through a glass fibre filter prior to dilution. Carbonaceous BOD (CBOD) is determined by adding a nitrification inhibitor to the diluted sample prior to incubation.			
C-DOC-HTC-WP	Water	Dissolved Organic Carbon by Combustion	APHA 5310 B-WP
Filtered (0.45 um) sample is acidified and purged to remove inorganic carbon, then injected into a heated reaction chamber where organic carbon is oxidized to CO2 which is then transported in the carrier gas stream and measured via a non-dispersive infrared analyzer.			
CL-L-IC-N-TB	Water	Chloride in Water by IC (Low Level)	EPA 300.1 (mod)
Inorganic anions are analyzed by Ion Chromatography with conductivity and/or UV detection.			
CN-FREE-MISA-CFA-WT	Effluent	Free Cyanide by Continuous Flow Analyzer	ASTM D7237-10 (modified)
This analysis is carried out using procedures adapted from ASTM Method 7237 "Free Cyanide with Flow Injection Analysis (FIA) Utilizing Gas Diffusion Separation and Amperometric Detection". Free cyanide is determined by in-line gas diffusion at pH 6 with final determination by colourimetric analysis.			
CN-T-MISA-CFA-WT	Effluent	Total Cyanide by CFA	ISO 14403-2:2012 (modified)

Reference Information

This analysis is carried out using procedures adapted from ISO Method 14403:2002 "Determination of Total Cyanide using Flow Analysis (FIA and CFA)". Total or strong acid dissociable (SAD) cyanide is determined by in-line UV digestion along with sample distillation and final determination by colourimetric analysis.
Method Limitation: This method is susceptible to interference from thiocyanate (SCN). If SCN is present in the sample, there could be a positive interference with this method, but it would be less than 1% and could be as low as zero.

CN-WAD-MISA-CFA-WT	Effluent	Weak Acid Dissociable Cyanide by CFA	APHA 4500-CN CYANIDE (modified)

This analysis is carried out using procedures adapted from APHA Method 4500-CN I. "Weak Acid Dissociable Cyanide". Weak Acid Dissociable (WAD) cyanide is determined by in-line sample distillation with final determination by colourimetric analysis.

COD-TB	Water	Chemical Oxygen Demand	APHA 5220D

This analysis is carried out using procedures adapted from APHA Method 5220 "Chemical Oxygen Demand (COD)". Chemical oxygen demand is determined using the closed reflux colourimetric method.

COLOUR-TB	Water	Colour, True	APHA 2120 C

True Colour in aqueous matrices is analyzed using colourimetric detection. This is determined by filtering a sample through a 0.45 micron membrane filter followed by analysis of the filtrate using a platinum-cobalt standard.

DO-CLIENT-TB	Water	Dissolved Oxygen, Client Supplied	Result supplied by Client
DOC-WT	Effluent	Dissolved Organic Carbon for MISA	APHA 5310 B-Instrumental
EC-MISA-TB	Effluent	Conductivity (EC)	APHA 2510 B-ELECTRODE

This analysis is carried out using procedures adapted from APHA Method 2510 "Conductivity". Conductivity is determined using a conductivity electrode.

F-IC-N-TB	Water	Fluoride in Water by IC	EPA 300.1 (mod)

Inorganic anions are analyzed by Ion Chromatography with conductivity and/or UV detection.

HARDNESS-CALC-TB	Effluent	Hardness (as CaCO3)	CALCULATION
HG-DIS-WT	Effluent	Mercury (Hg)-Dissolved for MISA	SW846 7470A
HG-TOT-WT	Effluent	Mercury (Hg)-Total for MISA	SW846 7470A
MET-D-MISA-TB	Effluent	Dissolved Metals in Water (MISA)	APHA 3030B/6020B (mod)

Water samples are filtered (0.45 um), preserved with nitric acid, and analyzed by CRC ICPMS.

Method Limitation (re: Sulfur): Sulfide and volatile sulfur species may not be recovered by this method.

MET-T-MISA-TB	Effluent	Total Metals in Water (MISA)	EPA 200.2/6020B (mod)

Water samples are digested with nitric and hydrochloric acids, and analyzed by CRC ICPMS.

Method Limitation (re: Sulfur): Sulfide and volatile sulfur species may not be recovered by this method.

N-TOTKJ-WP	Water	Total Kjeldahl Nitrogen	APHA 4500 NorgD (modified)

Aqueous samples are digested in a block digester with sulfuric acid and copper sulfate as a catalyst. Total Kjeldahl Nitrogen is then analyzed using a discrete analyzer with colorimetric detection.

NH3-MISA-F-TB	Effluent	Ammonia by Discrete Analyzer	catnr 157/158 062217/99321057 (modified)

Ammonia is determined by Flow-injection analysis with fluorescence detection

NH3-UNION-CALC-TB	Effluent	Un-ionized ammonia	Calculation
NO2-MISA-IC-TB	Effluent	Nitrite in Water by IC	EPA 300.1 (mod)

Anions in aqueous matrices are analyzed using ion chromatography with conductivity and/or UV absorbance detectors.

NO3-MISA-IC-TB	Effluent	Nitrate in Water by IC	EPA 300.1 (mod)

Reference Information

Anions in aqueous matrices are analyzed using ion chromatography with conductivity and/or UV absorbance detectors.

OGG-TOT-WT	Effluent	Oil and Grease, Total for MISA	APHA 5520 B-Hexane Gravimetric
PH-CLIENT-TB	Water	pH	Result supplied by Client
PH-MISA-TB	Effluent	pH	APHA 4500-H-ELECTRODE

This analysis is carried out using procedures adapted from APHA Method 4500-H "pH Value". The pH is determined in the laboratory using a pH electrode

PO4-DO-COL-TB	Water	Dissolved Orthophosphate	APHA 4500-P B, F, G (modified)

Phosphorus in aqueous matrices is analyzed using discrete Analyzer with colourimetric detection.

RA226-MMER-BE	Water	Radium 226	Radium Isotopes by Alpha Spectrometry

Determination of Gamma Emitting Radionuclides In Water and Solids by Gamma Spectrometry.

SO4-MISA-IC-TB	Effluent	Sulfate in Water by IC	EPA 300.1 (mod)

Anions in aqueous matrices are analyzed using ion chromatography with conductivity and/or UV absorbance detectors.

TDS-MISA-TB	Effluent	Total Dissolved Solids	APHA 2540 C (modified)

Aqueous matrices are analyzed using gravimetry and evaporation

TEMP-CLIENT-TB	Water	Temperature	Result supplied by Client
TKN-F-TB	Water	TKN in Water by Fluorescence	catnr 157/158, 062818/99334821

Total Kjeldahl Nitrogen is determined using block digestion followed by Flow-injection analysis with fluorescence detection

TOC-WT	Water	Total Organic Carbon	APHA 5310B

Sample is injected into a heated reaction chamber which is packed with an oxidative catalyst. The water is vaporized and the organic cabon is oxidized to carbon dioxide. The carbon dioxide is transported in a carrier gas and is measured by a non-dispersive infrared detector.

TSS-MISA-TB	Effluent	Total Suspended Solids	APHA 2540 D (modified)

Aqueous matrices are analyzed using gravimetry

TURBIDITY-TB	Water	Turbidity	APHA 2130 B-Nephelometer

Aqueous matrices are analyzed using nephelometry with the light scatter measured at a 90” angle.

** ALS test methods may incorporate modifications from specified reference methods to improve performance.

The last two letters of the above test code(s) indicate the laboratory that performed analytical analysis for that test. Refer to the list below:

Laboratory Definition Code	Laboratory Location
TB	ALS ENVIRONMENTAL - THUNDER BAY, ONTARIO, CANADA
WT	ALS ENVIRONMENTAL - WATERLOO, ONTARIO, CANADA
BE	BUREAU VERITAS - MISSISSAUGA, ONTARIO, CANADA
WP	ALS ENVIRONMENTAL - WINNIPEG, MANITOBA, CANADA

Chain of Custody Numbers:

Reference Information

GLOSSARY OF REPORT TERMS

Surrogates are compounds that are similar in behaviour to target analyte(s), but that do not normally occur in environmental samples. For applicable tests, surrogates are added to samples prior to analysis as a check on recovery. In reports that display the D.L. column, laboratory objectives for surrogates are listed there.
mg/kg - milligrams per kilogram based on dry weight of sample
mg/kg wwt - milligrams per kilogram based on wet weight of sample
mg/kg lwt - milligrams per kilogram based on lipid weight of sample
mg/L - unit of concentration based on volume, parts per million.
< - Less than.
D.L. - The reporting limit.
N/A - Result not available. Refer to qualifier code and definition for explanation.

Test results reported relate only to the samples as received by the laboratory.
UNLESS OTHERWISE STATED, ALL SAMPLES WERE RECEIVED IN ACCEPTABLE CONDITION.
Analytical results in unsigned test reports with the DRAFT watermark are subject to change, pending final QC review.

Quality Control Report

Workorder: L2600264 Report Date: 15-JUL-21

Client: New Gold Inc. Rainy River Project
24 Marr Rd
Barwick ON P0W 1A0

Contact: Garnet Cornell

Test	Matrix	Reference	Result	Qualifier	Units	RPD	Limit	Analyzed
BOD-TB	**Water**							
Batch R5495118								
WG3557042-3 DUP		**L2600264-7**						
Biochemical Oxygen Demand		<2.0	<2.0	RPD-NA	mg/L	N/A	30	17-JUN-21
WG3557042-2 LCS								
Biochemical Oxygen Demand			103.3		%		85-115	17-JUN-21
WG3557042-1 MB								
Biochemical Oxygen Demand			<2.0		mg/L		2	17-JUN-21
C-DOC-HTC-WP	**Water**							
Batch R5496646								
WG3561400-3 DUP		**L2600500-3**						
Dissolved Organic Carbon		2.43	2.34		mg/L	3.6	20	23-JUN-21
WG3561400-2 LCS								
Dissolved Organic Carbon			103.2		%		80-120	23-JUN-21
WG3561400-1 MB								
Dissolved Organic Carbon			<0.50		mg/L		0.5	23-JUN-21
WG3561400-4 MS		**L2600500-3**						
Dissolved Organic Carbon			100.1		%		70-130	23-JUN-21
Batch R5499096								
WG3562245-3 DUP		**L2601905-13**						
Dissolved Organic Carbon		9.97	9.86		mg/L	1.1	20	24-JUN-21
WG3562245-2 LCS								
Dissolved Organic Carbon			96.2		%		80-120	24-JUN-21
WG3562245-1 MB								
Dissolved Organic Carbon			<0.50		mg/L		0.5	24-JUN-21
WG3562245-4 MS		**L2601905-14**						
Dissolved Organic Carbon			88.0		%		70-130	24-JUN-21
CL-L-IC-N-TB	**Water**							
Batch R5489456								
WG3553778-3 DUP		**L2600264-1**						
Chloride (Cl)		0.93	0.88		mg/L	4.9	20	14-JUN-21
WG3553778-2 LCS								
Chloride (Cl)			97.1		%		90-110	14-JUN-21
WG3553778-1 MB								
Chloride (Cl)			<0.10		mg/L		0.1	14-JUN-21
WG3553778-4 MS		**L2600264-18**						
Chloride (Cl)			109.2		%		75-125	14-JUN-21
COD-TB	**Water**							

Quality Control Report

Client: New Gold Inc. Rainy River Project
24 Marr Rd
Barwick ON P0W 1A0
Contact: Garnet Cornell

Test	Matrix	Reference	Result	Qualifier	Units	RPD	Limit	Analyzed
COD-TB	**Water**							
Batch R5493786								
WG3557532-3 DUP		**L2600223-9**						
Chemical Oxygen Demand		113	119		mg/L	5.4	20	19-JUN-21
WG3557532-2 LCS								
Chemical Oxygen Demand			107.5		%		85-115	19-JUN-21
WG3557532-1 MB								
Chemical Oxygen Demand			<10		mg/L		10	19-JUN-21
WG3557532-4 MS		**L2600223-10**						
Chemical Oxygen Demand			90.5		%		75-125	19-JUN-21
Batch R5493800								
WG3557536-3 DUP		**L2600264-12**						
Chemical Oxygen Demand		103	106		mg/L	2.4	20	19-JUN-21
WG3557536-2 LCS								
Chemical Oxygen Demand			107.0		%		85-115	19-JUN-21
WG3557536-1 MB								
Chemical Oxygen Demand			<10		mg/L		10	19-JUN-21
WG3557536-4 MS		**L2600264-13**						
Chemical Oxygen Demand			N/A	MS-B	%		-	19-JUN-21
COLOUR-TB	**Water**							
Batch R5488621								
WG3553775-3 DUP		**L2600264-1**						
Color, True		<2.0	<2.0	RPD-NA	CU	N/A	20	13-JUN-21
WG3553775-2 LCS								
Color, True			100.2		%		85-115	13-JUN-21
WG3553775-1 MB								
Color, True			<2.0		CU		2	13-JUN-21
Batch R5491280								
WG3555388-3 DUP		**L2600278-2**						
Color, True		<2.0	<2.0	RPD-NA	CU	N/A	20	16-JUN-21
WG3555388-2 LCS								
Color, True			98.1		%		85-115	16-JUN-21
WG3555388-1 MB								
Color, True			<2.0		CU		2	16-JUN-21
F-IC-N-TB	**Water**							
Batch R5489456								
WG3553778-3 DUP		**L2600264-1**						
Fluoride (F)		0.028	0.028		mg/L	1.1	20	14-JUN-21
WG3553778-2 LCS								

Quality Control Report

Client: New Gold Inc. Rainy River Project
24 Marr Rd
Barwick ON P0W 1A0
Contact: Garnet Cornell

Test	Matrix	Reference	Result	Qualifier	Units	RPD	Limit	Analyzed
F-IC-N-TB	**Water**							
Batch R5489456								
WG3553778-2 LCS								
Fluoride (F)			103.6		%		90-110	14-JUN-21
WG3553778-1 MB								
Fluoride (F)			<0.020		mg/L		0.02	14-JUN-21
WG3553778-4 MS		**L2600264-18**						
Fluoride (F)			117.1		%		75-125	14-JUN-21
N-TOTKJ-WP	**Water**							
Batch R5517562								
WG3571783-3 DUP		**L2600288-2**						
Total Kjeldahl Nitrogen		1.56	1.68		mg/L	7.2	20	12-JUL-21
WG3571783-2 LCS								
Total Kjeldahl Nitrogen			102.4		%		75-125	12-JUL-21
WG3571783-1 MB								
Total Kjeldahl Nitrogen			<0.20		mg/L		0.2	12-JUL-21
WG3571783-4 MS		**L2600288-2**						
Total Kjeldahl Nitrogen			98.7		%		70-130	12-JUL-21
PO4-DO-COL-TB	**Water**							
Batch R5491640								
WG3556067-3 DUP		**L2600264-2**						
Orthophosphate-Dissolved (as P)		<0.0030	<0.0030	RPD-NA	mg/L	N/A	20	16-JUN-21
WG3556067-2 LCS								
Orthophosphate-Dissolved (as P)			95.0		%		80-120	16-JUN-21
WG3556067-1 MB								
Orthophosphate-Dissolved (as P)			<0.0030		mg/L		0.003	16-JUN-21
WG3556067-4 MS		**L2600264-3**						
Orthophosphate-Dissolved (as P)			103.2		%		70-130	16-JUN-21
Batch R5493450								
WG3558121-3 DUP		**L2601828-1**						
Orthophosphate-Dissolved (as P)		<0.0030	<0.0030	RPD-NA	mg/L	N/A	20	18-JUN-21
WG3558121-2 LCS								
Orthophosphate-Dissolved (as P)			98.9		%		80-120	18-JUN-21
WG3558121-1 MB								
Orthophosphate-Dissolved (as P)			<0.0030		mg/L		0.003	18-JUN-21
WG3558121-4 MS		**L2601828-2**						
Orthophosphate-Dissolved (as P)			N/A	MS-B	%		-	18-JUN-21
TKN-F-TB	**Water**							

Quality Control Report

Client: New Gold Inc. Rainy River Project
24 Marr Rd
Barwick ON P0W 1A0
Contact: Garnet Cornell

Test	Matrix	Reference	Result	Qualifier	Units	RPD	Limit	Analyzed
TKN-F-TB	**Water**							
Batch R5497494								
WG3557550-3 DUP		**L2600228-3**						
Total Kjeldahl Nitrogen		37.7	34.9		mg/L	7.7	20	23-JUN-21
WG3557550-2 LCS								
Total Kjeldahl Nitrogen			107.5		%		75-125	23-JUN-21
WG3557550-1 MB								
Total Kjeldahl Nitrogen			<0.050	B	mg/L		0.05	23-JUN-21
WG3557550-4 MS		**L2600228-4**						
Total Kjeldahl Nitrogen			115.9		%		70-130	23-JUN-21
TOC-WT	**Water**							
Batch R5492888								
WG3555425-3 DUP		**L2600228-2**						
Total Organic Carbon		15.9	17.5		mg/L	9.0	20	17-JUN-21
WG3555425-2 LCS								
Total Organic Carbon			100.6		%		80-120	17-JUN-21
WG3555425-1 MB								
Total Organic Carbon			0.73	MB-LOR	mg/L		0.5	17-JUN-21
WG3555425-4 MS		**L2600228-2**						
Total Organic Carbon			N/A	MS-B	%		-	17-JUN-21
Batch R5492900								
WG3555656-3 DUP		**L2600264-16**						
Total Organic Carbon		23.9	25.0		mg/L	4.2	20	17-JUN-21
WG3555656-2 LCS								
Total Organic Carbon			105.9		%		80-120	17-JUN-21
WG3555656-1 MB								
Total Organic Carbon			<0.50		mg/L		0.5	17-JUN-21
WG3555656-4 MS		**L2600264-16**						
Total Organic Carbon			N/A	MS-B	%		-	17-JUN-21
TURBIDITY-TB	**Water**							
Batch R5487728								
WG3553629-3 DUP		**L2600264-1**						
Turbidity		<0.10	<0.10	RPD-NA	NTU	N/A	15	12-JUN-21
WG3553629-2 LCS								
Turbidity			95.5		%		85-115	12-JUN-21
WG3553629-1 MB								
Turbidity			<0.10		NTU		0.1	12-JUN-21
ACY-MISA-TB	**Effluent**							

Quality Control Report

Client: New Gold Inc. Rainy River Project
24 Marr Rd
Barwick ON P0W 1A0
Contact: Garnet Cornell

Test	Matrix	Reference	Result	Qualifier	Units	RPD	Limit	Analyzed
ACY-MISA-TB	**Effluent**							
Batch R5492130								
WG3554325-3 DUP		**L2600264-14**						
Acidity (as CaCO3)		<0.2	<0.2	RPD-NA	mg/L	N/A	20	16-JUN-21
WG3554321-2 LCS								
Acidity (as CaCO3)			92.0		%		85-115	16-JUN-21
WG3554325-2 LCS								
Acidity (as CaCO3)			95.5		%		85-115	16-JUN-21
WG3554321-1 MB								
Acidity (as CaCO3)			1.8		mg/L		4	16-JUN-21
WG3554325-1 MB								
Acidity (as CaCO3)			2.0		mg/L		4	16-JUN-21
Batch R5498981								
WG3558092-3 DUP		**L2601589-2**						
Acidity (as CaCO3)		2.0	2.0	RPD-NA	mg/L	N/A	20	23-JUN-21
WG3558092-2 LCS								
Acidity (as CaCO3)			99.4		%		85-115	23-JUN-21
WG3558092-1 MB								
Acidity (as CaCO3)			1.6		mg/L		4	23-JUN-21
ALK-MISA-TB	**Effluent**							
Batch R5489177								
WG3553773-3 DUP		**L2600264-11**						
Alkalinity, Total (as CaCO3)		216	215		mg/L	0.1	20	13-JUN-21
Alkalinity, Phenolphthalein		<0.2	<0.2	RPD-NA	mg/L	N/A	25	13-JUN-21
WG3553769-2 LCS								
Alkalinity, Total (as CaCO3)			104.3		%		85-115	13-JUN-21
WG3553773-2 LCS								
Alkalinity, Total (as CaCO3)			110.8		%		85-115	13-JUN-21
WG3553769-1 MB								
Alkalinity, Total (as CaCO3)			<0.2		mg/L		2	13-JUN-21
Alkalinity, Phenolphthalein			<0.2		mg/L		2	13-JUN-21
WG3553773-1 MB								
Alkalinity, Total (as CaCO3)			<0.2		mg/L		2	13-JUN-21
Alkalinity, Phenolphthalein			<0.2		mg/L		2	13-JUN-21
Batch R5493602								
WG3558087-2 LCS								
Alkalinity, Total (as CaCO3)			104.1		%		85-115	18-JUN-21
WG3558087-1 MB								
Alkalinity, Total (as CaCO3)			<0.2		mg/L		2	18-JUN-21

Quality Control Report

Client: New Gold Inc. Rainy River Project
24 Marr Rd
Barwick ON P0W 1A0
Contact: Garnet Cornell

Test	Matrix	Reference	Result	Qualifier	Units	RPD	Limit	Analyzed
ALK-MISA-TB	**Effluent**							
Batch R5493602								
WG3558087-1 MB								
Alkalinity, Phenolphthalein			<0.2		mg/L		2	18-JUN-21
CN-FREE-MISA-CFA-WT	**Effluent**							
Batch R5491490								
WG3555733-3 DUP		**L2600264-1**						
Cyanide, Free		0.0002	0.0001	RPD-NA	mg/L	N/A	20	15-JUN-21
WG3555733-7 DUP		**L2600264-16**						
Cyanide, Free		0.0005	0.0005	RPD-NA	mg/L	N/A	20	15-JUN-21
WG3555733-2 LCS								
Cyanide, Free			94.3		%		80-120	15-JUN-21
WG3555733-6 LCS								
Cyanide, Free			91.6		%		80-120	15-JUN-21
WG3555733-1 MB								
Cyanide, Free			<0.0001		mg/L		0.002	15-JUN-21
WG3555733-5 MB								
Cyanide, Free			0.0002		mg/L		0.002	15-JUN-21
WG3555733-4 MS		**L2600264-1**						
Cyanide, Free			99.8		%		75-125	15-JUN-21
WG3555733-8 MS		**L2600264-16**						
Cyanide, Free			92.4		%		75-125	15-JUN-21
CN-T-MISA-CFA-WT	**Effluent**							
Batch R5491490								
WG3555733-3 DUP		**L2600264-1**						
Cyanide, Total		<0.0002	<0.0002	RPD-NA	mg/L	N/A	20	15-JUN-21
WG3555733-7 DUP		**L2600264-16**						
Cyanide, Total		0.0004	0.0004	RPD-NA	mg/L	N/A	20	15-JUN-21
WG3555733-2 LCS								
Cyanide, Total			98.6		%		80-120	15-JUN-21
WG3555733-6 LCS								
Cyanide, Total			97.3		%		80-120	15-JUN-21
WG3555733-1 MB								
Cyanide, Total			<0.0002		mg/L		0.002	15-JUN-21
WG3555733-5 MB								
Cyanide, Total			<0.0002		mg/L		0.002	15-JUN-21
WG3555733-4 MS		**L2600264-1**						
Cyanide, Total			99.8		%		75-125	15-JUN-21
WG3555733-8 MS		**L2600264-16**						

Quality Control Report

Client: New Gold Inc. Rainy River Project
24 Marr Rd
Barwick ON P0W 1A0
Contact: Garnet Cornell

Test	Matrix	Reference	Result	Qualifier	Units	RPD	Limit	Analyzed
CN-T-MISA-CFA-WT	**Effluent**							
Batch **R5491490**								
WG3555733-8 **MS**		**L2600264-16**						
Cyanide, Total			88.5		%		75-125	15-JUN-21
CN-WAD-MISA-CFA-WT	**Effluent**							
Batch **R5491490**								
WG3555733-3 **DUP**		**L2600264-1**						
Cyanide, Weak Acid Diss		<0.0001	<0.0001	RPD-NA	mg/L	N/A	20	15-JUN-21
WG3555733-7 **DUP**		**L2600264-16**						
Cyanide, Weak Acid Diss		0.0004	0.0003	RPD-NA	mg/L	N/A	20	15-JUN-21
WG3555733-2 **LCS**								
Cyanide, Weak Acid Diss			100.9		%		80-120	15-JUN-21
WG3555733-6 **LCS**								
Cyanide, Weak Acid Diss			98.5		%		80-120	15-JUN-21
WG3555733-1 **MB**								
Cyanide, Weak Acid Diss			<0.0001		mg/L		0.002	15-JUN-21
WG3555733-5 **MB**								
Cyanide, Weak Acid Diss			<0.0001		mg/L		0.002	15-JUN-21
WG3555733-4 **MS**		**L2600264-1**						
Cyanide, Weak Acid Diss			105.1		%		75-125	15-JUN-21
WG3555733-8 **MS**		**L2600264-16**						
Cyanide, Weak Acid Diss			87.2		%		75-125	15-JUN-21
DOC-WT	**Effluent**							
Batch **R5492887**								
WG3556631-3 **DUP**		**WG3556631-5**						
Dissolved Organic Carbon		3.50	3.59		mg/L	2.5	25	17-JUN-21
WG3556631-2 **LCS**								
Dissolved Organic Carbon			96.0		%		70-130	17-JUN-21
WG3556631-1 **MB**								
Dissolved Organic Carbon			<0.50		mg/L		0.5	17-JUN-21
Batch **R5494294**								
WG3557651-3 **DUP**		**WG3557651-5**						
Dissolved Organic Carbon		7.53	8.09		mg/L	7.2	25	18-JUN-21
WG3557651-2 **LCS**								
Dissolved Organic Carbon			117.8		%		70-130	18-JUN-21
WG3557651-1 **MB**								
Dissolved Organic Carbon			<0.50		mg/L		0.5	18-JUN-21

Quality Control Report

Client: New Gold Inc. Rainy River Project
24 Marr Rd
Barwick ON P0W 1A0
Contact: Garnet Cornell

Test	Matrix	Reference	Result	Qualifier	Units	RPD	Limit	Analyzed
DOC-WT	**Effluent**							
Batch R5507447								
WG3566814-3 DUP		**WG3566814-5**						
Dissolved Organic Carbon		1.45	1.42		mg/L	2.1	25	01-JUL-21
WG3566814-2 LCS								
Dissolved Organic Carbon			92.2		%		70-130	01-JUL-21
WG3566814-1 MB								
Dissolved Organic Carbon			<0.50		mg/L		0.5	01-JUL-21
EC-MISA-TB	**Effluent**							
Batch R5489177								
WG3553769-3 DUP		**L2599567-1**						
Conductivity (EC)		1320	1320		uS/cm	0.5	10	13-JUN-21
WG3553773-3 DUP		**L2600264-11**						
Conductivity (EC)		536	526		uS/cm	1.9	10	13-JUN-21
WG3553769-2 LCS								
Conductivity (EC)			99.6		%		90-110	13-JUN-21
WG3553773-2 LCS								
Conductivity (EC)			104.0		%		90-110	13-JUN-21
WG3553769-1 MB								
Conductivity (EC)			1.2		uS/cm		2	13-JUN-21
WG3553773-1 MB								
Conductivity (EC)			1.2		uS/cm		2	13-JUN-21
Batch R5493602								
WG3558087-2 LCS								
Conductivity (EC)			100.7		%		90-110	18-JUN-21
WG3558087-1 MB								
Conductivity (EC)			1.0		uS/cm		2	18-JUN-21
HG-DIS-WT	**Effluent**							
Batch R5491586								
WG3555737-3 DUP		**L2600264-1**						
Mercury (Hg)-Dissolved		<0.000005	<0.000005	RPD-NA	mg/L	N/A	20	16-JUN-21
WG3555737-2 LCS								
Mercury (Hg)-Dissolved			97.9		%		80-120	16-JUN-21
WG3555737-1 MB								
Mercury (Hg)-Dissolved			<0.000005		mg/L		0.00003	16-JUN-21
WG3555737-4 MS		**L2600264-2**						
Mercury (Hg)-Dissolved			95.0		%		70-130	16-JUN-21

Quality Control Report

Client: New Gold Inc. Rainy River Project
24 Marr Rd
Barwick ON P0W 1A0
Contact: Garnet Cornell

Test	Matrix	Reference	Result	Qualifier	Units	RPD	Limit	Analyzed
HG-DIS-WT	**Effluent**							
Batch R5492373								
WG3556726-3 DUP		**L2600810-1**						
Mercury (Hg)-Dissolved		<0.000005	<0.000005	RPD-NA	mg/L	N/A	20	17-JUN-21
WG3556726-2 LCS								
Mercury (Hg)-Dissolved			99.0		%		80-120	17-JUN-21
WG3556726-1 MB								
Mercury (Hg)-Dissolved			<0.000005		mg/L		0.00003	17-JUN-21
WG3556726-4 MS		**L2600810-2**						
Mercury (Hg)-Dissolved			99.7		%		70-130	17-JUN-21
HG-TOT-WT	**Effluent**							
Batch R5491588								
WG3555739-3 DUP		**L2600264-1**						
Mercury (Hg)-Total		<0.000005	<0.000005	RPD-NA	mg/L	N/A	20	16-JUN-21
WG3555739-2 LCS								
Mercury (Hg)-Total			99.7		%		80-120	16-JUN-21
WG3555739-1 MB								
Mercury (Hg)-Total			<0.000005		mg/L		0.00003	16-JUN-21
WG3555739-4 MS		**L2600264-2**						
Mercury (Hg)-Total			76.2		%		70-130	16-JUN-21
MET-D-MISA-TB	**Effluent**							
Batch R5492668								
WG3555363-2 LCS								
Aluminum (Al)-Dissolved			100.8		%		80-120	16-JUN-21
Antimony (Sb)-Dissolved			98.7		%		80-120	16-JUN-21
Arsenic (As)-Dissolved			102.3		%		80-120	16-JUN-21
Barium (Ba)-Dissolved			99.8		%		80-120	16-JUN-21
Beryllium (Be)-Dissolved			101.8		%		80-120	16-JUN-21
Bismuth (Bi)-Dissolved			98.5		%		80-120	16-JUN-21
Boron (B)-Dissolved			83.6		%		80-120	16-JUN-21
Cadmium (Cd)-Dissolved			98.4		%		80-120	16-JUN-21
Calcium (Ca)-Dissolved			99.0		%		80-120	16-JUN-21
Cesium (Cs)-Dissolved			93.2		%		80-120	16-JUN-21
Chromium (Cr)-Dissolved			99.0		%		80-120	16-JUN-21
Cobalt (Co)-Dissolved			98.4		%		80-120	16-JUN-21
Copper (Cu)-Dissolved			101.3		%		80-120	16-JUN-21
Iron (Fe)-Dissolved			104.4		%		80-120	16-JUN-21
Lead (Pb)-Dissolved			100.0		%		80-120	16-JUN-21

Client: New Gold Inc. Rainy River Project
24 Marr Rd
Barwick ON P0W 1A0

Contact: Garnet Cornell

Test	Matrix	Reference	Result	Qualifier	Units	RPD	Limit	Analyzed
MET-D-MISA-TB	**Effluent**							
Batch	**R5492668**							
WG3555363-2	**LCS**							
Lithium (Li)-Dissolved			101.0		%		80-120	16-JUN-21
Magnesium (Mg)-Dissolved			102.8		%		80-120	16-JUN-21
Manganese (Mn)-Dissolved			97.9		%		80-120	16-JUN-21
Molybdenum (Mo)-Dissolved			98.8		%		80-120	16-JUN-21
Nickel (Ni)-Dissolved			97.8		%		80-120	16-JUN-21
Phosphorus (P)-Dissolved			101.0		%		70-130	16-JUN-21
Potassium (K)-Dissolved			101.9		%		80-120	16-JUN-21
Rubidium (Rb)-Dissolved			99.4		%		80-120	16-JUN-21
Selenium (Se)-Dissolved			100.3		%		80-120	16-JUN-21
Silicon (Si)-Dissolved			104.1		%		60-140	16-JUN-21
Silver (Ag)-Dissolved			97.7		%		80-120	16-JUN-21
Sodium (Na)-Dissolved			102.8		%		80-120	16-JUN-21
Strontium (Sr)-Dissolved			101.6		%		80-120	16-JUN-21
Sulfur (S)-Dissolved			98.8		%		80-120	16-JUN-21
Tellurium (Te)-Dissolved			89.7		%		80-120	16-JUN-21
Thallium (Tl)-Dissolved			100.9		%		80-120	16-JUN-21
Thorium (Th)-Dissolved			102.3		%		80-120	16-JUN-21
Tin (Sn)-Dissolved			99.2		%		80-120	16-JUN-21
Titanium (Ti)-Dissolved			98.9		%		80-120	16-JUN-21
Tungsten (W)-Dissolved			99.1		%		80-120	16-JUN-21
Uranium (U)-Dissolved			104.3		%		80-120	16-JUN-21
Vanadium (V)-Dissolved			99.4		%		80-120	16-JUN-21
Zinc (Zn)-Dissolved			102.8		%		80-120	16-JUN-21
Zirconium (Zr)-Dissolved			90.7		%		80-120	16-JUN-21
WG3555397-2	**LCS**							
Aluminum (Al)-Dissolved			102.9		%		80-120	16-JUN-21
Antimony (Sb)-Dissolved			99.4		%		80-120	16-JUN-21
Arsenic (As)-Dissolved			102.0		%		80-120	16-JUN-21
Barium (Ba)-Dissolved			96.9		%		80-120	16-JUN-21
Beryllium (Be)-Dissolved			100.5		%		80-120	16-JUN-21
Bismuth (Bi)-Dissolved			97.0		%		80-120	16-JUN-21
Boron (B)-Dissolved			86.5		%		80-120	16-JUN-21
Cadmium (Cd)-Dissolved			99.1		%		80-120	16-JUN-21
Calcium (Ca)-Dissolved			99.7		%		80-120	16-JUN-21

Quality Control Report

Client: New Gold Inc. Rainy River Project
24 Marr Rd
Barwick ON P0W 1A0
Contact: Garnet Cornell

Test	Matrix	Reference	Result	Qualifier	Units	RPD	Limit	Analyzed
MET-D-MISA-TB	**Effluent**							
Batch R5492668								
WG3555397-2 LCS								
Cesium (Cs)-Dissolved			95.2		%		80-120	16-JUN-21
Chromium (Cr)-Dissolved			99.3		%		80-120	16-JUN-21
Cobalt (Co)-Dissolved			98.5		%		80-120	16-JUN-21
Copper (Cu)-Dissolved			97.0		%		80-120	16-JUN-21
Iron (Fe)-Dissolved			107.1		%		80-120	16-JUN-21
Lead (Pb)-Dissolved			98.9		%		80-120	16-JUN-21
Lithium (Li)-Dissolved			101.5		%		80-120	16-JUN-21
Magnesium (Mg)-Dissolved			100.6		%		80-120	16-JUN-21
Manganese (Mn)-Dissolved			99.3		%		80-120	16-JUN-21
Molybdenum (Mo)-Dissolved			101.0		%		80-120	16-JUN-21
Nickel (Ni)-Dissolved			98.7		%		80-120	16-JUN-21
Phosphorus (P)-Dissolved			97.5		%		70-130	16-JUN-21
Potassium (K)-Dissolved			97.8		%		80-120	16-JUN-21
Rubidium (Rb)-Dissolved			102.8		%		80-120	16-JUN-21
Selenium (Se)-Dissolved			100.5		%		80-120	16-JUN-21
Silicon (Si)-Dissolved			106.4		%		60-140	16-JUN-21
Silver (Ag)-Dissolved			100.1		%		80-120	16-JUN-21
Sodium (Na)-Dissolved			103.0		%		80-120	16-JUN-21
Strontium (Sr)-Dissolved			104.0		%		80-120	16-JUN-21
Sulfur (S)-Dissolved			96.8		%		80-120	16-JUN-21
Tellurium (Te)-Dissolved			94.5		%		80-120	16-JUN-21
Thallium (Tl)-Dissolved			99.6		%		80-120	16-JUN-21
Thorium (Th)-Dissolved			100.8		%		80-120	16-JUN-21
Tin (Sn)-Dissolved			100.0		%		80-120	16-JUN-21
Titanium (Ti)-Dissolved			98.1		%		80-120	16-JUN-21
Tungsten (W)-Dissolved			99.6		%		80-120	16-JUN-21
Uranium (U)-Dissolved			100.1		%		80-120	16-JUN-21
Vanadium (V)-Dissolved			99.0		%		80-120	16-JUN-21
Zinc (Zn)-Dissolved			100.5		%		80-120	16-JUN-21
Zirconium (Zr)-Dissolved			92.9		%		80-120	16-JUN-21
WG3555363-1 MB								
Aluminum (Al)-Dissolved			<0.0002		mg/L		0.005	16-JUN-21
Antimony (Sb)-Dissolved			0.000010		mg/L		0.0006	16-JUN-21
Arsenic (As)-Dissolved			0.0000020		mg/L		0.001	16-JUN-21

Quality Control Report

Client: New Gold Inc. Rainy River Project
24 Marr Rd
Barwick ON P0W 1A0
Contact: Garnet Cornell

Test	Matrix	Reference	Result	Qualifier	Units	RPD	Limit	Analyzed
MET-D-MISA-TB	**Effluent**							
Batch R5492668								
WG3555363-1 MB								
Barium (Ba)-Dissolved			<0.000005		mg/L		0.01	16-JUN-21
Beryllium (Be)-Dissolved			<0.000002		mg/L		0.001	16-JUN-21
Bismuth (Bi)-Dissolved			0.000002		mg/L		0.001	16-JUN-21
Boron (B)-Dissolved			0.0010		mg/L		0.05	16-JUN-21
Cadmium (Cd)-Dissolved			<0.0000005		mg/L		0.000017	16-JUN-21
Calcium (Ca)-Dissolved			0.042		mg/L		0.2	16-JUN-21
Cesium (Cs)-Dissolved			0.0000045		mg/L		0.00001	16-JUN-21
Chromium (Cr)-Dissolved			<0.00001		mg/L		0.001	16-JUN-21
Cobalt (Co)-Dissolved			0.000006		mg/L		0.0005	16-JUN-21
Copper (Cu)-Dissolved			0.00008		mg/L		0.001	16-JUN-21
Iron (Fe)-Dissolved			0.0005		mg/L		0.02	16-JUN-21
Lead (Pb)-Dissolved			<0.00001		mg/L		0.00005	16-JUN-21
Lithium (Li)-Dissolved			<0.0002		mg/L		0.05	16-JUN-21
Magnesium (Mg)-Dissolved			0.0025		mg/L		0.02	16-JUN-21
Manganese (Mn)-Dissolved			0.00008		mg/L		0.001	16-JUN-21
Molybdenum (Mo)-Dissolved			0.000014		mg/L		0.001	16-JUN-21
Nickel (Ni)-Dissolved			0.00008		mg/L		0.002	16-JUN-21
Phosphorus (P)-Dissolved			<0.005		mg/L		0.05	16-JUN-21
Potassium (K)-Dissolved			0.03		mg/L		0.5	16-JUN-21
Rubidium (Rb)-Dissolved			0.000014		mg/L		0.0002	16-JUN-21
Selenium (Se)-Dissolved			0.000010		mg/L		0.00005	16-JUN-21
Silicon (Si)-Dissolved			<0.005		mg/L		0.05	16-JUN-21
Silver (Ag)-Dissolved			0.0000010		mg/L		0.0001	16-JUN-21
Sodium (Na)-Dissolved			0.025		mg/L		0.1	16-JUN-21
Strontium (Sr)-Dissolved			0.00006		mg/L		0.001	16-JUN-21
Sulfur (S)-Dissolved			<0.2		mg/L		0.5	16-JUN-21
Tellurium (Te)-Dissolved			<0.00001		mg/L		0.001	16-JUN-21
Thallium (Tl)-Dissolved			<0.000002		mg/L		0.0003	16-JUN-21
Thorium (Th)-Dissolved			<0.00001		mg/L		0.0001	16-JUN-21
Tin (Sn)-Dissolved			0.000065		mg/L		0.001	16-JUN-21
Titanium (Ti)-Dissolved			<0.00002		mg/L		0.002	16-JUN-21
Tungsten (W)-Dissolved			0.000002		mg/L		0.01	16-JUN-21
Uranium (U)-Dissolved			<0.0000005		mg/L		0.005	16-JUN-21

Quality Control Report

Client: New Gold Inc. Rainy River Project
24 Marr Rd
Barwick ON P0W 1A0
Contact: Garnet Cornell

Test	Matrix	Reference	Result	Qualifier	Units	RPD	Limit	Analyzed
MET-D-MISA-TB	**Effluent**							
Batch R5492668								
WG3555363-1 MB								
Vanadium (V)-Dissolved			0.00004		mg/L		0.001	16-JUN-21
Zinc (Zn)-Dissolved			<0.0002		mg/L		0.003	16-JUN-21
Zirconium (Zr)-Dissolved			0.000010		mg/L		0.001	16-JUN-21
WG3555397-1 MB								
Aluminum (Al)-Dissolved			<0.0002		mg/L		0.005	16-JUN-21
Antimony (Sb)-Dissolved			<0.000005		mg/L		0.0006	16-JUN-21
Arsenic (As)-Dissolved			<0.0000002		mg/L		0.001	16-JUN-21
Barium (Ba)-Dissolved			<0.000005		mg/L		0.01	16-JUN-21
Beryllium (Be)-Dissolved			<0.000002		mg/L		0.001	16-JUN-21
Bismuth (Bi)-Dissolved			<0.000002		mg/L		0.001	16-JUN-21
Boron (B)-Dissolved			<0.0005		mg/L		0.05	16-JUN-21
Cadmium (Cd)-Dissolved			<0.0000005		mg/L		0.000017	16-JUN-21
Calcium (Ca)-Dissolved			<0.002		mg/L		0.2	16-JUN-21
Cesium (Cs)-Dissolved			0.0000010		mg/L		0.00001	16-JUN-21
Chromium (Cr)-Dissolved			<0.00001		mg/L		0.001	16-JUN-21
Cobalt (Co)-Dissolved			<0.000002		mg/L		0.0005	16-JUN-21
Copper (Cu)-Dissolved			<0.00002		mg/L		0.001	16-JUN-21
Iron (Fe)-Dissolved			<0.0005		mg/L		0.02	16-JUN-21
Lead (Pb)-Dissolved			<0.00001		mg/L		0.00005	16-JUN-21
Lithium (Li)-Dissolved			<0.0002		mg/L		0.05	16-JUN-21
Magnesium (Mg)-Dissolved			<0.0005		mg/L		0.02	16-JUN-21
Manganese (Mn)-Dissolved			<0.00002		mg/L		0.001	16-JUN-21
Molybdenum (Mo)-Dissolved			<0.000002		mg/L		0.001	16-JUN-21
Nickel (Ni)-Dissolved			<0.00002		mg/L		0.002	16-JUN-21
Phosphorus (P)-Dissolved			<0.005		mg/L		0.05	16-JUN-21
Potassium (K)-Dissolved			<0.01		mg/L		0.5	16-JUN-21
Rubidium (Rb)-Dissolved			0.000002		mg/L		0.0002	16-JUN-21
Selenium (Se)-Dissolved			<0.000005		mg/L		0.00005	16-JUN-21
Silicon (Si)-Dissolved			<0.005		mg/L		0.05	16-JUN-21
Silver (Ag)-Dissolved			0.0000010		mg/L		0.0001	16-JUN-21
Sodium (Na)-Dissolved			<0.005		mg/L		0.1	16-JUN-21
Strontium (Sr)-Dissolved			<0.00002		mg/L		0.001	16-JUN-21
Sulfur (S)-Dissolved			<0.2		mg/L		0.5	16-JUN-21
Tellurium (Te)-Dissolved			<0.00001		mg/L		0.001	16-JUN-21

Quality Control Report

Client: New Gold Inc. Rainy River Project
24 Marr Rd
Barwick ON P0W 1A0
Contact: Garnet Cornell

Test	Matrix	Reference	Result	Qualifier	Units	RPD	Limit	Analyzed
MET-D-MISA-TB	**Effluent**							
Batch R5492668								
WG3555397-1 MB								
Thallium (Tl)-Dissolved			<0.000002		mg/L		0.0003	16-JUN-21
Thorium (Th)-Dissolved			<0.00001		mg/L		0.0001	16-JUN-21
Tin (Sn)-Dissolved			0.000060		mg/L		0.001	16-JUN-21
Titanium (Ti)-Dissolved			<0.00002		mg/L		0.002	16-JUN-21
Tungsten (W)-Dissolved			0.000004		mg/L		0.01	16-JUN-21
Uranium (U)-Dissolved			<0.000000[illegible]		mg/L		0.005	16-JUN-21
Vanadium (V)-Dissolved			<0.00002		mg/L		0.001	16-JUN-21
Zinc (Zn)-Dissolved			<0.0002		mg/L		0.003	16-JUN-21
Zirconium (Zr)-Dissolved			<0.000002		mg/L		0.001	16-JUN-21
Batch R5494291								
WG3559314-2 LCS								
Magnesium (Mg)-Dissolved			104.8		%		80-120	18-JUN-21
Manganese (Mn)-Dissolved			96.1		%		80-120	18-JUN-21
WG3559314-1 MB								
Magnesium (Mg)-Dissolved			0.0025		mg/L		0.02	18-JUN-21
Manganese (Mn)-Dissolved			<0.00002		mg/L		0.001	18-JUN-21
MET-T-MISA-TB	**Effluent**							
Batch R5493457								
WG3555114-3 DUP		**L2600264-2**						
Aluminum (Al)-Total		0.0362	0.0362		mg/L	0.0	20	17-JUN-21
Antimony (Sb)-Total		0.000035	0.000035	RPD-NA	mg/L	N/A	20	17-JUN-21
Arsenic (As)-Total		0.00093	0.00098	RPD-NA	mg/L	N/A	20	17-JUN-21
Barium (Ba)-Total		0.0109	0.0110		mg/L	1.1	20	17-JUN-21
Beryllium (Be)-Total		<0.0000001	<0.0000001	RPD-NA	mg/L	N/A	20	17-JUN-21
Bismuth (Bi)-Total		<0.00001	<0.00001	RPD-NA	mg/L	N/A	20	17-JUN-21
Boron (B)-Total		0.0085	0.0090	RPD-NA	mg/L	N/A	20	17-JUN-21
Cadmium (Cd)-Total		0.000006	0.000008	RPD-NA	mg/L	N/A	20	17-JUN-21
Calcium (Ca)-Total		20.4	19.6		mg/L	3.7	20	17-JUN-21
Cesium (Cs)-Total		0.0000045	0.0000030	RPD-NA	mg/L	N/A	20	17-JUN-21
Chromium (Cr)-Total		0.00022	0.00022	RPD-NA	mg/L	N/A	20	17-JUN-21
Cobalt (Co)-Total		0.000130	0.000140	RPD-NA	mg/L	N/A	20	17-JUN-21
Copper (Cu)-Total		0.00034	0.00032	RPD-NA	mg/L	N/A	20	17-JUN-21
Iron (Fe)-Total		0.319	0.316		mg/L	0.8	20	17-JUN-21
Lead (Pb)-Total		<0.00001	<0.00001	RPD-NA	mg/L	N/A	20	17-JUN-21

Quality Control Report

Client: New Gold Inc. Rainy River Project
24 Marr Rd
Barwick ON P0W 1A0
Contact: Garnet Cornell

Test	Matrix	Reference	Result	Qualifier	Units	RPD	Limit	Analyzed
MET-T-MISA-TB	**Effluent**							
Batch R5493457								
WG3555114-3 DUP		**L2600264-2**						
Lithium (Li)-Total		0.0018	0.0022	RPD-NA	mg/L	N/A	20	17-JUN-21
Magnesium (Mg)-Total		7.85	7.96		mg/L	1.4	20	17-JUN-21
Manganese (Mn)-Total		0.0400	0.0402		mg/L	0.3	20	17-JUN-21
Molybdenum (Mo)-Total		0.000115	0.000110	RPD-NA	mg/L	N/A	20	17-JUN-21
Nickel (Ni)-Total		0.00056	0.00054	RPD-NA	mg/L	N/A	20	17-JUN-21
Phosphorus (P)-Total		0.010	0.010	RPD-NA	mg/L	N/A	20	17-JUN-21
Potassium (K)-Total		0.19	0.19	RPD-NA	mg/L	N/A	20	17-JUN-21
Rubidium (Rb)-Total		0.000814	0.000822		mg/L	0.9	20	17-JUN-21
Selenium (Se)-Total		0.000150	0.000150		mg/L	2.1	20	17-JUN-21
Silicon (Si)-Total		2.17	2.15		mg/L	0.8	20	17-JUN-21
Silver (Ag)-Total		0.000001	0.000001	RPD-NA	mg/L	N/A	20	17-JUN-21
Sodium (Na)-Total		1.13	1.15		mg/L	1.5	20	17-JUN-21
Strontium (Sr)-Total		0.0369	0.0375		mg/L	1.6	20	17-JUN-21
Sulfur (S)-Total		<0.2	<0.2	RPD-NA	mg/L	N/A	20	17-JUN-21
Tellurium (Te)-Total		<0.00002	<0.00002	RPD-NA	mg/L	N/A	20	17-JUN-21
Thallium (Tl)-Total		<0.000005	<0.000005	RPD-NA	mg/L	N/A	20	17-JUN-21
Thorium (Th)-Total		0.00004	0.00003	RPD-NA	mg/L	N/A	20	17-JUN-21
Tin (Sn)-Total		0.00007	0.00008	RPD-NA	mg/L	N/A	20	17-JUN-21
Titanium (Ti)-Total		0.00091	0.00096	RPD-NA	mg/L	N/A	20	17-JUN-21
Tungsten (W)-Total		<0.00001	<0.00001	RPD-NA	mg/L	N/A	20	17-JUN-21
Uranium (U)-Total		0.0000490	0.0000535	RPD-NA	mg/L	N/A	20	17-JUN-21
Vanadium (V)-Total		0.00035	0.00040	RPD-NA	mg/L	N/A	20	17-JUN-21
Zinc (Zn)-Total		0.0015	0.0010	RPD-NA	mg/L	N/A	20	17-JUN-21
Zirconium (Zr)-Total		0.000194	0.000170	RPD-NA	mg/L	N/A	20	17-JUN-21
WG3555114-2 LCS								
Aluminum (Al)-Total			99.99		%		80-120	17-JUN-21
Antimony (Sb)-Total			104.5		%		80-120	17-JUN-21
Arsenic (As)-Total			99.0		%		80-120	17-JUN-21
Barium (Ba)-Total			95.5		%		80-120	17-JUN-21
Beryllium (Be)-Total			98.7		%		80-120	17-JUN-21
Bismuth (Bi)-Total			101.4		%		80-120	17-JUN-21
Boron (B)-Total			96.2		%		80-120	17-JUN-21
Cadmium (Cd)-Total			97.4		%		80-120	17-JUN-21

Quality Control Report

Client: New Gold Inc. Rainy River Project
24 Marr Rd
Barwick ON P0W 1A0
Contact: Garnet Cornell

Test	Matrix	Reference	Result	Qualifier	Units	RPD	Limit	Analyzed
MET-T-MISA-TB	**Effluent**							
Batch R5493457								
WG3555114-2 LCS								
Calcium (Ca)-Total			99.5		%		80-120	17-JUN-21
Cesium (Cs)-Total			97.5		%		80-120	17-JUN-21
Chromium (Cr)-Total			96.1		%		80-120	17-JUN-21
Cobalt (Co)-Total			96.4		%		80-120	17-JUN-21
Copper (Cu)-Total			95.5		%		80-120	17-JUN-21
Iron (Fe)-Total			100.2		%		80-120	17-JUN-21
Lead (Pb)-Total			103.6		%		80-120	17-JUN-21
Lithium (Li)-Total			99.0		%		80-120	17-JUN-21
Magnesium (Mg)-Total			94.8		%		80-120	17-JUN-21
Manganese (Mn)-Total			97.2		%		80-120	17-JUN-21
Molybdenum (Mo)-Total			103.4		%		80-120	17-JUN-21
Nickel (Ni)-Total			93.9		%		80-120	17-JUN-21
Phosphorus (P)-Total			95.6		%		80-120	17-JUN-21
Potassium (K)-Total			100.0		%		80-120	17-JUN-21
Rubidium (Rb)-Total			100.0		%		80-120	17-JUN-21
Selenium (Se)-Total			94.5		%		80-120	17-JUN-21
Silicon (Si)-Total			99.9		%		80-120	17-JUN-21
Silver (Ag)-Total			101.8		%		80-120	17-JUN-21
Sodium (Na)-Total			101.8		%		80-120	17-JUN-21
Strontium (Sr)-Total			105.8		%		80-120	17-JUN-21
Sulfur (S)-Total			107.1		%		80-120	17-JUN-21
Tellurium (Te)-Total			102.1		%		80-120	17-JUN-21
Thallium (Tl)-Total			101.1		%		80-120	17-JUN-21
Thorium (Th)-Total			103.7		%		80-120	17-JUN-21
Tin (Sn)-Total			97.9		%		80-120	17-JUN-21
Titanium (Ti)-Total			94.6		%		80-120	17-JUN-21
Tungsten (W)-Total			102.8		%		80-120	17-JUN-21
Uranium (U)-Total			102.6		%		80-120	17-JUN-21
Vanadium (V)-Total			96.2		%		80-120	17-JUN-21
Zinc (Zn)-Total			95.7		%		80-120	17-JUN-21
Zirconium (Zr)-Total			93.0		%		80-120	17-JUN-21
WG3555114-6 LCS								
Aluminum (Al)-Total			97.9		%		80-120	17-JUN-21
Antimony (Sb)-Total			98.0		%		80-120	17-JUN-21

Quality Control Report

Client: New Gold Inc. Rainy River Project
24 Marr Rd
Barwick ON P0W 1A0
Contact: Garnet Cornell

Test	Matrix	Reference	Result	Qualifier	Units	RPD	Limit	Analyzed
MET-T-MISA-TB	**Effluent**							
Batch R5493457								
WG3555114-6 LCS								
Arsenic (As)-Total			98.6		%		80-120	17-JUN-21
Barium (Ba)-Total			95.6		%		80-120	17-JUN-21
Beryllium (Be)-Total			93.8		%		80-120	17-JUN-21
Bismuth (Bi)-Total			94.7		%		80-120	17-JUN-21
Boron (B)-Total			86.4		%		80-120	17-JUN-21
Cadmium (Cd)-Total			95.3		%		80-120	17-JUN-21
Calcium (Ca)-Total			95.1		%		80-120	17-JUN-21
Cesium (Cs)-Total			92.0		%		80-120	17-JUN-21
Chromium (Cr)-Total			97.0		%		80-120	17-JUN-21
Cobalt (Co)-Total			96.2		%		80-120	17-JUN-21
Copper (Cu)-Total			97.0		%		80-120	17-JUN-21
Iron (Fe)-Total			101.3		%		80-120	17-JUN-21
Lead (Pb)-Total			97.1		%		80-120	17-JUN-21
Lithium (Li)-Total			91.5		%		80-120	17-JUN-21
Magnesium (Mg)-Total			98.6		%		80-120	17-JUN-21
Manganese (Mn)-Total			97.2		%		80-120	17-JUN-21
Molybdenum (Mo)-Total			95.2		%		80-120	17-JUN-21
Nickel (Ni)-Total			95.4		%		80-120	17-JUN-21
Phosphorus (P)-Total			100.0		%		80-120	17-JUN-21
Potassium (K)-Total			100.6		%		80-120	17-JUN-21
Rubidium (Rb)-Total			99.5		%		80-120	17-JUN-21
Selenium (Se)-Total			98.5		%		80-120	17-JUN-21
Silicon (Si)-Total			101.5		%		80-120	17-JUN-21
Silver (Ag)-Total			94.9		%		80-120	17-JUN-21
Sodium (Na)-Total			103.2		%		80-120	17-JUN-21
Strontium (Sr)-Total			99.8		%		80-120	17-JUN-21
Sulfur (S)-Total			99.2		%		80-120	17-JUN-21
Tellurium (Te)-Total			96.3		%		80-120	17-JUN-21
Thallium (Tl)-Total			94.6		%		80-120	17-JUN-21
Thorium (Th)-Total			95.9		%		80-120	17-JUN-21
Tin (Sn)-Total			96.0		%		80-120	17-JUN-21
Titanium (Ti)-Total			95.0		%		80-120	17-JUN-21
Tungsten (W)-Total			95.0		%		80-120	17-JUN-21

Quality Control Report

Client: New Gold Inc. Rainy River Project
24 Marr Rd
Barwick ON P0W 1A0
Contact: Garnet Cornell

Test	Matrix	Reference	Result	Qualifier	Units	RPD	Limit	Analyzed
MET-T-MISA-TB	**Effluent**							
Batch R5493457								
WG3555114-6 LCS								
Uranium (U)-Total			94.2		%		80-120	17-JUN-21
Vanadium (V)-Total			97.1		%		80-120	17-JUN-21
Zinc (Zn)-Total			95.1		%		80-120	17-JUN-21
Zirconium (Zr)-Total			89.0		%		80-120	17-JUN-21
WG3555114-1 MB								
Aluminum (Al)-Total			<0.0002		mg/L		0.005	17-JUN-21
Antimony (Sb)-Total			<0.000005		mg/L		0.0006	17-JUN-21
Arsenic (As)-Total			<0.00001		mg/L		0.001	17-JUN-21
Barium (Ba)-Total			<0.00001		mg/L		0.01	17-JUN-21
Beryllium (Be)-Total			<0.0000001		mg/L		0.001	17-JUN-21
Bismuth (Bi)-Total			<0.00001		mg/L		0.001	17-JUN-21
Boron (B)-Total			0.0035		mg/L		0.05	17-JUN-21
Cadmium (Cd)-Total			0.000002		mg/L		0.000017	17-JUN-21
Calcium (Ca)-Total			0.006		mg/L		0.2	17-JUN-21
Cesium (Cs)-Total			0.0000010		mg/L		0.00001	17-JUN-21
Chromium (Cr)-Total			<0.00002		mg/L		0.001	17-JUN-21
Cobalt (Co)-Total			<0.000005		mg/L		0.0005	17-JUN-21
Copper (Cu)-Total			<0.00002		mg/L		0.001	17-JUN-21
Iron (Fe)-Total			<0.0005		mg/L		0.02	17-JUN-21
Lead (Pb)-Total			0.00001		mg/L		0.00005	17-JUN-21
Lithium (Li)-Total			<0.0002		mg/L		0.05	17-JUN-21
Magnesium (Mg)-Total			0.0022		mg/L		0.02	17-JUN-21
Manganese (Mn)-Total			<0.0002		mg/L		0.001	17-JUN-21
Molybdenum (Mo)-Total			<0.000005		mg/L		0.001	17-JUN-21
Nickel (Ni)-Total			<0.00002		mg/L		0.002	17-JUN-21
Phosphorus (P)-Total			<0.005		mg/L		0.05	17-JUN-21
Potassium (K)-Total			<0.01		mg/L		0.5	17-JUN-21
Rubidium (Rb)-Total			<0.000002		mg/L		0.0002	17-JUN-21
Selenium (Se)-Total			<0.000005		mg/L		0.00005	17-JUN-21
Silicon (Si)-Total			0.002		mg/L		0.1	17-JUN-21
Silver (Ag)-Total			0.000001		mg/L		0.0001	17-JUN-21
Sodium (Na)-Total			<0.005		mg/L		0.1	17-JUN-21
Strontium (Sr)-Total			0.000015		mg/L		0.001	17-JUN-21
Sulfur (S)-Total			0.4		mg/L		0.5	17-JUN-21

Quality Control Report

Client: New Gold Inc. Rainy River Project
24 Marr Rd
Barwick ON P0W 1A0
Contact: Garnet Cornell

Test	Matrix	Reference	Result	Qualifier	Units	RPD	Limit	Analyzed
MET-T-MISA-TB	**Effluent**							
Batch R5493457								
WG3555114-1 MB								
Tellurium (Te)-Total			<0.00002		mg/L		0.001	17-JUN-21
Thallium (Tl)-Total			<0.000005		mg/L		0.0003	17-JUN-21
Thorium (Th)-Total			<0.00001		mg/L		0.0001	17-JUN-21
Tin (Sn)-Total			<0.00001		mg/L		0.001	17-JUN-21
Titanium (Ti)-Total			<0.00001		mg/L		0.002	17-JUN-21
Tungsten (W)-Total			<0.00001		mg/L		0.01	17-JUN-21
Uranium (U)-Total			<0.0000005		mg/L		0.005	17-JUN-21
Vanadium (V)-Total			0.00005		mg/L		0.001	17-JUN-21
Zinc (Zn)-Total			<0.0005		mg/L		0.003	17-JUN-21
Zirconium (Zr)-Total			0.000004		mg/L		0.001	17-JUN-21
WG3555114-5 MB								
Aluminum (Al)-Total			0.0006		mg/L		0.005	17-JUN-21
Antimony (Sb)-Total			<0.000005		mg/L		0.0006	17-JUN-21
Arsenic (As)-Total			0.00001		mg/L		0.001	17-JUN-21
Barium (Ba)-Total			<0.00001		mg/L		0.01	17-JUN-21
Beryllium (Be)-Total			<0.0000001		mg/L		0.001	17-JUN-21
Bismuth (Bi)-Total			<0.00001		mg/L		0.001	17-JUN-21
Boron (B)-Total			0.0005		mg/L		0.05	17-JUN-21
Cadmium (Cd)-Total			<0.000001		mg/L		0.000017	17-JUN-21
Calcium (Ca)-Total			<0.002		mg/L		0.2	17-JUN-21
Cesium (Cs)-Total			<0.0000005		mg/L		0.00001	17-JUN-21
Chromium (Cr)-Total			<0.00002		mg/L		0.001	17-JUN-21
Cobalt (Co)-Total			<0.000005		mg/L		0.0005	17-JUN-21
Copper (Cu)-Total			<0.00002		mg/L		0.001	17-JUN-21
Iron (Fe)-Total			<0.0005		mg/L		0.02	17-JUN-21
Lead (Pb)-Total			<0.00001		mg/L		0.00005	17-JUN-21
Lithium (Li)-Total			<0.0002		mg/L		0.05	17-JUN-21
Magnesium (Mg)-Total			0.0002		mg/L		0.02	17-JUN-21
Manganese (Mn)-Total			<0.0002		mg/L		0.001	17-JUN-21
Molybdenum (Mo)-Total			<0.000005		mg/L		0.001	17-JUN-21
Nickel (Ni)-Total			<0.00002		mg/L		0.002	17-JUN-21
Phosphorus (P)-Total			0.015		mg/L		0.05	17-JUN-21
Potassium (K)-Total			<0.01		mg/L		0.5	17-JUN-21
Rubidium (Rb)-Total			<0.000002		mg/L		0.0002	17-JUN-21

Quality Control Report

Client: New Gold Inc. Rainy River Project
24 Marr Rd
Barwick ON P0W 1A0
Contact: Garnet Cornell

Test	Matrix	Reference	Result	Qualifier	Units	RPD	Limit	Analyzed
MET-T-MISA-TB	**Effluent**							
Batch R5493457								
WG3555114-5 MB								
Selenium (Se)-Total			0.000005		mg/L		0.00005	17-JUN-21
Silicon (Si)-Total			0.042		mg/L		0.1	17-JUN-21
Silver (Ag)-Total			<0.000001		mg/L		0.0001	17-JUN-21
Sodium (Na)-Total			<0.005		mg/L		0.1	17-JUN-21
Strontium (Sr)-Total			<0.000005		mg/L		0.001	17-JUN-21
Sulfur (S)-Total			0.4		mg/L		0.5	17-JUN-21
Tellurium (Te)-Total			<0.00002		mg/L		0.001	17-JUN-21
Thallium (Tl)-Total			<0.000005		mg/L		0.0003	17-JUN-21
Thorium (Th)-Total			<0.00001		mg/L		0.0001	17-JUN-21
Tin (Sn)-Total			0.00003		mg/L		0.001	17-JUN-21
Titanium (Ti)-Total			<0.00001		mg/L		0.002	17-JUN-21
Tungsten (W)-Total			<0.00001		mg/L		0.01	17-JUN-21
Uranium (U)-Total			<0.0000005		mg/L		0.005	17-JUN-21
Vanadium (V)-Total			0.00015		mg/L		0.001	17-JUN-21
Zinc (Zn)-Total			0.0005		mg/L		0.003	17-JUN-21
Zirconium (Zr)-Total			<0.000002		mg/L		0.001	17-JUN-21
WG3555114-4 MS		**L2600264-3**						
Aluminum (Al)-Total			N/A	MS-B	%		-	17-JUN-21
Antimony (Sb)-Total			109.4		%		70-130	17-JUN-21
Arsenic (As)-Total			115.2		%		70-130	17-JUN-21
Barium (Ba)-Total			N/A	MS-B	%		-	17-JUN-21
Beryllium (Be)-Total			119.2		%		70-130	17-JUN-21
Bismuth (Bi)-Total			114.9		%		70-130	17-JUN-21
Boron (B)-Total			111.4		%		70-130	17-JUN-21
Cadmium (Cd)-Total			115.2		%		70-130	17-JUN-21
Calcium (Ca)-Total			N/A	MS-B	%		-	17-JUN-21
Cesium (Cs)-Total			115.2		%		70-130	17-JUN-21
Chromium (Cr)-Total			113.5		%		70-130	17-JUN-21
Cobalt (Co)-Total			111.5		%		70-130	17-JUN-21
Copper (Cu)-Total			111.0		%		70-130	17-JUN-21
Iron (Fe)-Total			114.0		%		70-130	17-JUN-21
Lead (Pb)-Total			115.5		%		70-130	17-JUN-21
Lithium (Li)-Total			114.7		%		70-130	17-JUN-21
Magnesium (Mg)-Total			N/A	MS-B	%		-	17-JUN-21

Quality Control Report

Client: New Gold Inc. Rainy River Project
24 Marr Rd
Barwick ON P0W 1A0
Contact: Garnet Cornell

Test	Matrix	Reference	Result	Qualifier	Units	RPD	Limit	Analyzed
MET-T-MISA-TB	**Effluent**							
Batch R5493457								
WG3555114-4 MS		**L2600264-3**						
Manganese (Mn)-Total			N/A	MS-B	%		-	17-JUN-21
Molybdenum (Mo)-Total			109.2		%		70-130	17-JUN-21
Nickel (Ni)-Total			108.6		%		70-130	17-JUN-21
Phosphorus (P)-Total			116.0		%		70-130	17-JUN-21
Potassium (K)-Total			114.6		%		70-130	17-JUN-21
Rubidium (Rb)-Total			116.9		%		70-130	17-JUN-21
Selenium (Se)-Total			117.2		%		70-130	17-JUN-21
Silicon (Si)-Total			96.4		%		70-130	17-JUN-21
Silver (Ag)-Total			115.5		%		70-130	17-JUN-21
Sodium (Na)-Total			N/A	MS-B	%		-	17-JUN-21
Strontium (Sr)-Total			N/A	MS-B	%		-	17-JUN-21
Sulfur (S)-Total			109.4		%		70-130	17-JUN-21
Tellurium (Te)-Total			104.4		%		70-130	17-JUN-21
Thallium (Tl)-Total			112.9		%		70-130	17-JUN-21
Thorium (Th)-Total			121.1		%		70-130	17-JUN-21
Tin (Sn)-Total			106.2		%		70-130	17-JUN-21
Titanium (Ti)-Total			117.0		%		70-130	17-JUN-21
Tungsten (W)-Total			106.2		%		70-130	17-JUN-21
Uranium (U)-Total			120.4		%		70-130	17-JUN-21
Vanadium (V)-Total			115.3		%		70-130	17-JUN-21
Zinc (Zn)-Total			109.3		%		70-130	17-JUN-21
Zirconium (Zr)-Total			99.6		%		70-130	17-JUN-21
Batch R5494218								
WG3559318-2 LCS								
Aluminum (Al)-Total			107.0		%		80-120	18-JUN-21
Antimony (Sb)-Total			102.4		%		80-120	18-JUN-21
Arsenic (As)-Total			103.2		%		80-120	18-JUN-21
Barium (Ba)-Total			99.0		%		80-120	18-JUN-21
Beryllium (Be)-Total			98.2		%		80-120	18-JUN-21
Bismuth (Bi)-Total			100.8		%		80-120	18-JUN-21
Boron (B)-Total			100.4		%		80-120	18-JUN-21
Cadmium (Cd)-Total			102.3		%		80-120	18-JUN-21
Calcium (Ca)-Total			98.5		%		80-120	18-JUN-21
Cesium (Cs)-Total			102.4		%		80-120	18-JUN-21

Quality Control Report

Client: New Gold Inc. Rainy River Project
24 Marr Rd
Barwick ON P0W 1A0
Contact: Garnet Cornell

Test	Matrix	Reference	Result	Qualifier	Units	RPD	Limit	Analyzed
MET-T-MISA-TB	**Effluent**							
Batch R5494218								
WG3559318-2 LCS								
Chromium (Cr)-Total			101.9		%		80-120	18-JUN-21
Cobalt (Co)-Total			101.0		%		80-120	18-JUN-21
Copper (Cu)-Total			102.3		%		80-120	18-JUN-21
Iron (Fe)-Total			109.6		%		80-120	18-JUN-21
Lead (Pb)-Total			103.2		%		80-120	18-JUN-21
Lithium (Li)-Total			104.4		%		80-120	18-JUN-21
Magnesium (Mg)-Total			102.3		%		80-120	18-JUN-21
Manganese (Mn)-Total			96.6		%		80-120	18-JUN-21
Molybdenum (Mo)-Total			101.0		%		80-120	18-JUN-21
Nickel (Ni)-Total			100.2		%		80-120	18-JUN-21
Phosphorus (P)-Total			105.4		%		80-120	18-JUN-21
Potassium (K)-Total			104.6		%		80-120	18-JUN-21
Rubidium (Rb)-Total			100.4		%		80-120	18-JUN-21
Selenium (Se)-Total			102.4		%		80-120	18-JUN-21
Silicon (Si)-Total			108.8		%		80-120	18-JUN-21
Silver (Ag)-Total			100.9		%		80-120	18-JUN-21
Sodium (Na)-Total			107.8		%		80-120	18-JUN-21
Strontium (Sr)-Total			101.3		%		80-120	18-JUN-21
Sulfur (S)-Total			99.4		%		80-120	18-JUN-21
Tellurium (Te)-Total			101.9		%		80-120	18-JUN-21
Thallium (Tl)-Total			102.1		%		80-120	18-JUN-21
Thorium (Th)-Total			104.3		%		80-120	18-JUN-21
Tin (Sn)-Total			99.0		%		80-120	18-JUN-21
Titanium (Ti)-Total			102.0		%		80-120	18-JUN-21
Tungsten (W)-Total			104.6		%		80-120	18-JUN-21
Uranium (U)-Total			102.7		%		80-120	18-JUN-21
Vanadium (V)-Total			102.4		%		80-120	18-JUN-21
Zinc (Zn)-Total			99.6		%		80-120	18-JUN-21
Zirconium (Zr)-Total			97.2		%		80-120	18-JUN-21
WG3559318-1 MB								
Aluminum (Al)-Total			0.0010		mg/L		0.005	18-JUN-21
Antimony (Sb)-Total			<0.000005		mg/L		0.0006	18-JUN-21
Arsenic (As)-Total			0.00004		mg/L		0.001	18-JUN-21
Barium (Ba)-Total			<0.00001		mg/L		0.01	18-JUN-21

Quality Control Report

Client: New Gold Inc. Rainy River Project
24 Marr Rd
Barwick ON P0W 1A0
Contact: Garnet Cornell

Test	Matrix	Reference	Result	Qualifier	Units	RPD	Limit	Analyzed
MET-T-MISA-TB	**Effluent**							
Batch R5494218								
WG3559318-1 MB								
Beryllium (Be)-Total			<0.0000001		mg/L		0.001	18-JUN-21
Bismuth (Bi)-Total			<0.00001		mg/L		0.001	18-JUN-21
Boron (B)-Total			<0.0005		mg/L		0.05	18-JUN-21
Cadmium (Cd)-Total			0.000001		mg/L		0.000017	18-JUN-21
Calcium (Ca)-Total			<0.002		mg/L		0.2	18-JUN-21
Cesium (Cs)-Total			<0.0000005		mg/L		0.00001	18-JUN-21
Chromium (Cr)-Total			<0.00002		mg/L		0.001	18-JUN-21
Cobalt (Co)-Total			<0.000005		mg/L		0.0005	18-JUN-21
Copper (Cu)-Total			<0.00002		mg/L		0.001	18-JUN-21
Iron (Fe)-Total			<0.0005		mg/L		0.02	18-JUN-21
Lead (Pb)-Total			<0.00001		mg/L		0.00005	18-JUN-21
Lithium (Li)-Total			<0.0002		mg/L		0.05	18-JUN-21
Magnesium (Mg)-Total			0.0002		mg/L		0.02	18-JUN-21
Manganese (Mn)-Total			<0.0002		mg/L		0.001	18-JUN-21
Molybdenum (Mo)-Total			<0.000005		mg/L		0.001	18-JUN-21
Nickel (Ni)-Total			<0.00002		mg/L		0.002	18-JUN-21
Phosphorus (P)-Total			<0.005		mg/L		0.05	18-JUN-21
Potassium (K)-Total			<0.01		mg/L		0.5	18-JUN-21
Rubidium (Rb)-Total			<0.000002		mg/L		0.0002	18-JUN-21
Selenium (Se)-Total			<0.000005		mg/L		0.00005	18-JUN-21
Silicon (Si)-Total			0.040		mg/L		0.1	18-JUN-21
Silver (Ag)-Total			<0.000001		mg/L		0.0001	18-JUN-21
Sodium (Na)-Total			<0.005		mg/L		0.1	18-JUN-21
Strontium (Sr)-Total			<0.000005		mg/L		0.001	18-JUN-21
Sulfur (S)-Total			<0.2		mg/L		0.5	18-JUN-21
Tellurium (Te)-Total			<0.00002		mg/L		0.001	18-JUN-21
Thallium (Tl)-Total			<0.000005		mg/L		0.0003	18-JUN-21
Thorium (Th)-Total			<0.00001		mg/L		0.0001	18-JUN-21
Tin (Sn)-Total			0.00002		mg/L		0.001	18-JUN-21
Titanium (Ti)-Total			<0.00001		mg/L		0.002	18-JUN-21
Tungsten (W)-Total			<0.00001		mg/L		0.01	18-JUN-21
Uranium (U)-Total			<0.0000005		mg/L		0.005	18-JUN-21
Vanadium (V)-Total			0.00015		mg/L		0.001	18-JUN-21

Quality Control Report

Client: New Gold Inc. Rainy River Project
24 Marr Rd
Barwick ON P0W 1A0
Contact: Garnet Cornell

Test	Matrix	Reference	Result	Qualifier	Units	RPD	Limit	Analyzed
MET-T-MISA-TB	**Effluent**							
Batch R5494218								
WG3559318-1 MB								
Zinc (Zn)-Total			<0.0005		mg/L		0.003	18-JUN-21
Zirconium (Zr)-Total			0.000002		mg/L		0.001	18-JUN-21
NH3-MISA-F-TB	**Effluent**							
Batch R5501158								
WG3557541-3 DUP		**L2600264-2**						
Ammonia, Total (as N)		0.030	0.026		mg/L	16	20	23-JUN-21
WG3557101-2 LCS								
Ammonia, Total (as N)			99.95		%		85-115	23-JUN-21
WG3557541-2 LCS								
Ammonia, Total (as N)			104.2		%		85-115	23-JUN-21
WG3557101-1 MB								
Ammonia, Total (as N)			<0.002		mg/L		0.005	23-JUN-21
WG3557541-1 MB								
Ammonia, Total (as N)			0.004		mg/L		0.005	23-JUN-21
WG3557541-4 MS		**L2600264-3**						
Ammonia, Total (as N)			117.8		%		75-125	23-JUN-21
NO2-MISA-IC-TB	**Effluent**							
Batch R5489456								
WG3553778-3 DUP		**L2600264-1**						
Nitrite (as N)		<0.001	<0.001	RPD-NA	mg/L	N/A	20	14-JUN-21
WG3553778-2 LCS								
Nitrite (as N)			104.2		%		90-110	14-JUN-21
WG3553778-1 MB								
Nitrite (as N)			0.002		mg/L		0.01	14-JUN-21
WG3553778-4 MS		**L2600264-18**						
Nitrite (as N)			119.1		%		75-125	14-JUN-21
NO3-MISA-IC-TB	**Effluent**							
Batch R5489456								
WG3553778-3 DUP		**L2600264-1**						
Nitrate (as N)		0.036	0.036		mg/L	3.5	20	14-JUN-21
WG3553778-2 LCS								
Nitrate (as N)			99.98		%		90-110	14-JUN-21
WG3553778-1 MB								
Nitrate (as N)			<0.002		mg/L		0.02	14-JUN-21
WG3553778-4 MS		**L2600264-18**						
Nitrate (as N)			112.5		%		75-125	14-JUN-21

Quality Control Report

Client: New Gold Inc. Rainy River Project
24 Marr Rd
Barwick ON P0W 1A0
Contact: Garnet Cornell

Test	Matrix	Reference	Result	Qualifier	Units	RPD	Limit	Analyzed
OGG-TOT-WT	**Effluent**							
Batch R5495618								
WG3561004-2 LCS								
Oil and Grease, Total			76.0		%		50-150	23-JUN-21
WG3561004-1 MB								
Oil and Grease, Total			<0.2		mg/L		1	23-JUN-21
Batch R5496390								
WG3560075-2 LCS								
Oil and Grease, Total			87.1		%		50-150	22-JUN-21
WG3560075-1 MB								
Oil and Grease, Total			0.6		mg/L		1	22-JUN-21
PH-MISA-TB	**Effluent**							
Batch R5489177								
WG3553769-3 DUP		**L2599567-1**						
pH		7.72	7.72	J	pH	0.00	0.2	13-JUN-21
WG3553773-3 DUP		**L2600264-11**						
pH		8.13	8.16	J	pH	0.03	0.2	13-JUN-21
WG3553769-2 LCS								
pH			7.00		pH		6.9-7.1	13-JUN-21
WG3553773-2 LCS								
pH			6.99		pH		6.9-7.1	13-JUN-21
Batch R5499466								
WG3562364-2 LCS								
pH			7.03		pH		6.9-7.1	18-JUN-21
SO4-MISA-IC-TB	**Effluent**							
Batch R5489456								
WG3553778-3 DUP		**L2600264-1**						
Sulfate (SO4)		0.80	0.75		mg/L	8.1	20	14-JUN-21
WG3553778-2 LCS								
Sulfate (SO4)			97.8		%		90-110	14-JUN-21
WG3553778-1 MB								
Sulfate (SO4)			<0.05		mg/L		0.3	14-JUN-21
WG3553778-4 MS		**L2600264-18**						
Sulfate (SO4)			110.1		%		75-125	14-JUN-21
TDS-MISA-TB	**Effluent**							

Quality Control Report

Client: New Gold Inc. Rainy River Project
24 Marr Rd
Barwick ON P0W 1A0
Contact: Garnet Cornell

Test	Matrix	Reference	Result	Qualifier	Units	RPD	Limit	Analyzed
TDS-MISA-TB	**Effluent**							
Batch R5491259								
WG3554950-2 LCS								
Total Dissolved Solids			99.4		%		85-115	15-JUN-21
WG3554950-1 MB								
Total Dissolved Solids			<2		mg/L		10	15-JUN-21
Batch R5491464								
WG3555086-3 DUP		**L2600264-17**						
Total Dissolved Solids		382	374		mg/L	2.0	20	15-JUN-21
WG3555086-2 LCS								
Total Dissolved Solids			96.7		%		85-115	15-JUN-21
WG3555086-1 MB								
Total Dissolved Solids			2		mg/L		10	15-JUN-21
TSS-MISA-TB	**Effluent**							
Batch R5491243								
WG3554951-2 LCS								
Total Suspended Solids			102.0		%		85-115	15-JUN-21
WG3554951-1 MB								
Total Suspended Solids			<0.5		mg/L		3	15-JUN-21
Batch R5491341								
WG3555089-3 DUP		**L2600264-17**						
Total Suspended Solids		45.5	46.0		mg/L	1.3	20	15-JUN-21
WG3555089-2 LCS								
Total Suspended Solids			94.2		%		85-115	15-JUN-21
WG3555089-1 MB								
Total Suspended Solids			<0.5		mg/L		3	15-JUN-21

Quality Control Report

Workorder: L2600264 Report Date: 15-JUL-21

Client: New Gold Inc. Rainy River Project
24 Marr Rd
Barwick ON P0W 1A0
Contact: Garnet Cornell

Legend:

Limit	ALS Control Limit (Data Quality Objectives)
DUP	Duplicate
RPD	Relative Percent Difference
N/A	Not Available
LCS	Laboratory Control Sample
SRM	Standard Reference Material
MS	Matrix Spike
MSD	Matrix Spike Duplicate
ADE	Average Desorption Efficiency
MB	Method Blank
IRM	Internal Reference Material
CRM	Certified Reference Material
CCV	Continuing Calibration Verification
CVS	Calibration Verification Standard
LCSD	Laboratory Control Sample Duplicate

Sample Parameter Qualifier Definitions:

Qualifier	Description
<DL	Recorded value = measured amount <LMDL (non-zero)
<T	A Measurable Trace Amount: Interpret With Caution
<W	No Measurable Response (Zero): < Reported Value
B	Method Blank exceeds ALS DQO. Associated sample results which are < Limit of Reporting or > 5 times blank level are considered reliable.
DLM	Detection Limit Adjusted due to sample matrix effects (e.g. chemical interference, colour, turbidity).
J	Duplicate results and limits are expressed in terms of absolute difference.
MB-LOR	Method Blank exceeds ALS DQO. Limits of Reporting have been adjusted for samples with positive hits below 5x blank level.
MS-B	Matrix Spike recovery could not be accurately calculated due to high analyte background in sample.
RPD-NA	Relative Percent Difference Not Available due to result(s) being less than detection limit.

Quality Control Report

Workorder: L2600264 Report Date: 15-JUL-21

Client: New Gold Inc. Rainy River Project
24 Marr Rd
Barwick ON P0W 1A0
Contact: Garnet Cornell

Hold Time Exceedances:

ALS Product Description	Sample ID	Sampling Date	Date Processed	Rec. HT	Actual HT	Units	Qualifier
Physical Tests							
Colour, True							
	1	08-JUN-21 10:20	12-JUN-21 16:00	3	4	days	EHTL
	2	08-JUN-21 15:10	12-JUN-21 16:00	3	4	days	EHT
	3	08-JUN-21 11:25	12-JUN-21 16:00	3	4	days	EHTL
	4	08-JUN-21 12:00	15-JUN-21 14:30	3	7	days	EHTL
	5	08-JUN-21 08:50	12-JUN-21 16:00	3	4	days	EHTL
	6	08-JUN-21 09:50	12-JUN-21 16:00	3	4	days	EHTL
	7	08-JUN-21 08:15	12-JUN-21 16:00	3	4	days	EHTL
	8	08-JUN-21 09:20	12-JUN-21 16:00	3	4	days	EHTL
	9	08-JUN-21 10:20	12-JUN-21 16:00	3	4	days	EHTL
	10	08-JUN-21 14:00	12-JUN-21 16:00	3	4	days	EHT
	11	08-JUN-21 14:35	12-JUN-21 16:00	3	4	days	EHT
	12	08-JUN-21 10:30	12-JUN-21 16:00	3	4	days	EHTL
	13	08-JUN-21 10:45	12-JUN-21 16:00	3	4	days	EHTL
	14	08-JUN-21 14:35	12-JUN-21 16:00	3	4	days	EHT
	15	08-JUN-21 14:05	12-JUN-21 16:00	3	4	days	EHT
	16	08-JUN-21 14:15	12-JUN-21 16:00	3	4	days	EHT
	17	08-JUN-21 09:20	12-JUN-21 16:00	3	4	days	EHTL
	18	08-JUN-21 09:13	12-JUN-21 16:00	3	4	days	EHTL
Conductivity (EC)							
	4	08-JUN-21 12:00	18-JUN-21 11:00	4	10	days	EHT
Turbidity							
	1	08-JUN-21 10:20	12-JUN-21 12:45	3	4	days	EHTL
	2	08-JUN-21 15:10	12-JUN-21 12:45	3	4	days	EHT
	3	08-JUN-21 11:25	12-JUN-21 12:45	3	4	days	EHTL
	4	08-JUN-21 12:00	12-JUN-21 12:45	3	4	days	EHTL
	5	08-JUN-21 08:50	12-JUN-21 12:45	3	4	days	EHTL
	6	08-JUN-21 09:50	12-JUN-21 12:45	3	4	days	EHTL
	7	08-JUN-21 08:15	12-JUN-21 12:45	3	4	days	EHTL
	8	08-JUN-21 09:20	12-JUN-21 12:45	3	4	days	EHTL
	9	08-JUN-21 10:20	12-JUN-21 12:45	3	4	days	EHTL
	10	08-JUN-21 14:00	12-JUN-21 12:45	3	4	days	EHT
	11	08-JUN-21 14:35	12-JUN-21 12:45	3	4	days	EHT
	12	08-JUN-21 10:30	12-JUN-21 12:45	3	4	days	EHTL
	13	08-JUN-21 10:45	12-JUN-21 12:45	3	4	days	EHTL
	14	08-JUN-21 14:35	12-JUN-21 12:45	3	4	days	EHT
	15	08-JUN-21 14:05	12-JUN-21 12:45	3	4	days	EHT
	16	08-JUN-21 14:15	12-JUN-21 12:45	3	4	days	EHT
	17	08-JUN-21 09:20	12-JUN-21 12:45	3	4	days	EHTL
	18	08-JUN-21 09:13	12-JUN-21 12:45	3	4	days	EHTL
pH							
	4	08-JUN-21 12:00	18-JUN-21 11:00	4	10	days	EHT
Leachable Anions & Nutrients							
Nitrate in Water by IC							
	1	08-JUN-21 10:20	14-JUN-21 14:09	5	6	days	EHT
	2	08-JUN-21 15:10	14-JUN-21 14:09	5	6	days	EHT
	3	08-JUN-21 11:25	14-JUN-21 14:09	5	6	days	EHT
	4	08-JUN-21 12:00	14-JUN-21 14:09	5	6	days	EHT
	5	08-JUN-21 08:50	14-JUN-21 14:09	5	6	days	EHT
	6	08-JUN-21 09:50	14-JUN-21 14:09	5	6	days	EHT
	7	08-JUN-21 08:15	14-JUN-21 14:09	5	6	days	EHT
	8	08-JUN-21 09:20	14-JUN-21 14:09	5	6	days	EHT

Quality Control Report

Workorder: L2600264 Report Date: 15-JUL-21

Client: New Gold Inc. Rainy River Project
24 Marr Rd
Barwick ON P0W 1A0
Contact: Garnet Cornell

Hold Time Exceedances:

ALS Product Description	Sample ID	Sampling Date	Date Processed	Rec. HT	Actual HT	Units	Qualifier
Leachable Anions & Nutrients							
Nitrate in Water by IC							
	9	08-JUN-21 10:20	14-JUN-21 14:09	5	6	days	EHT
	10	08-JUN-21 14:00	14-JUN-21 14:09	5	6	days	EHT
	11	08-JUN-21 14:35	14-JUN-21 14:09	5	6	days	EHT
	12	08-JUN-21 10:30	14-JUN-21 14:09	5	6	days	EHT
	13	08-JUN-21 10:45	14-JUN-21 14:09	5	6	days	EHT
	14	08-JUN-21 14:35	14-JUN-21 14:09	5	6	days	EHT
	15	08-JUN-21 14:05	14-JUN-21 14:09	5	6	days	EHT
	16	08-JUN-21 14:15	14-JUN-21 14:09	5	6	days	EHT
	17	08-JUN-21 09:20	14-JUN-21 14:09	5	6	days	EHT
	18	08-JUN-21 09:13	14-JUN-21 14:09	5	6	days	EHT
Nitrite in Water by IC							
	1	08-JUN-21 10:20	14-JUN-21 14:09	5	6	days	EHT
	2	08-JUN-21 15:10	14-JUN-21 14:09	5	6	days	EHT
	3	08-JUN-21 11:25	14-JUN-21 14:09	5	6	days	EHT
	4	08-JUN-21 12:00	14-JUN-21 14:09	5	6	days	EHT
	5	08-JUN-21 08:50	14-JUN-21 14:09	5	6	days	EHT
	6	08-JUN-21 09:50	14-JUN-21 14:09	5	6	days	EHT
	7	08-JUN-21 08:15	14-JUN-21 14:09	5	6	days	EHT
	8	08-JUN-21 09:20	14-JUN-21 14:09	5	6	days	EHT
	9	08-JUN-21 10:20	14-JUN-21 14:09	5	6	days	EHT
	10	08-JUN-21 14:00	14-JUN-21 14:09	5	6	days	EHT
	11	08-JUN-21 14:35	14-JUN-21 14:09	5	6	days	EHT
	12	08-JUN-21 10:30	14-JUN-21 14:09	5	6	days	EHT
	13	08-JUN-21 10:45	14-JUN-21 14:09	5	6	days	EHT
	14	08-JUN-21 14:35	14-JUN-21 14:09	5	6	days	EHT
	15	08-JUN-21 14:05	14-JUN-21 14:09	5	6	days	EHT
	16	08-JUN-21 14:15	14-JUN-21 14:09	5	6	days	EHT
	17	08-JUN-21 09:20	14-JUN-21 14:09	5	6	days	EHT
	18	08-JUN-21 09:13	14-JUN-21 14:09	5	6	days	EHT
Anions and Nutrients							
Acidity (as CaCO3)							
	4	08-JUN-21 12:00	23-JUN-21 10:43	14	15	days	EHT
Ammonia by Discrete Analyzer							
	1	08-JUN-21 10:20	23-JUN-21 09:51	14	15	days	EHT
	2	08-JUN-21 15:10	23-JUN-21 09:51	14	15	days	EHT
	3	08-JUN-21 11:25	23-JUN-21 09:51	14	15	days	EHT
	4	08-JUN-21 12:00	23-JUN-21 09:51	14	15	days	EHT
	5	08-JUN-21 08:50	23-JUN-21 09:51	14	15	days	EHT
	6	08-JUN-21 09:50	23-JUN-21 09:51	14	15	days	EHT
	7	08-JUN-21 08:15	23-JUN-21 09:51	14	15	days	EHT
	8	08-JUN-21 09:20	23-JUN-21 09:51	14	15	days	EHT
	9	08-JUN-21 10:20	23-JUN-21 09:51	14	15	days	EHT
	10	08-JUN-21 14:00	23-JUN-21 09:51	14	15	days	EHT
	11	08-JUN-21 14:35	23-JUN-21 09:51	14	15	days	EHT
	12	08-JUN-21 10:30	23-JUN-21 09:51	14	15	days	EHT
	13	08-JUN-21 10:45	23-JUN-21 09:51	14	15	days	EHT
	14	08-JUN-21 14:35	23-JUN-21 09:51	14	15	days	EHT
	15	08-JUN-21 14:05	23-JUN-21 09:51	14	15	days	EHT
	16	08-JUN-21 14:15	23-JUN-21 09:51	14	15	days	EHT
	17	08-JUN-21 09:20	23-JUN-21 09:51	14	15	days	EHT
	18	08-JUN-21 09:13	23-JUN-21 09:51	14	15	days	EHT

Quality Control Report

Workorder: L2600264 Report Date: 15-JUL-21

Client: New Gold Inc. Rainy River Project
24 Marr Rd
Barwick ON P0W 1A0
Contact: Garnet Cornell

Hold Time Exceedances:

ALS Product Description	Sample ID	Sampling Date	Date Processed	Rec. HT	Actual HT	Units	Qualifier
Anions and Nutrients							
Filtr./Pres. for Carbons Subcontract							
	1	08-JUN-21 10:20	15-JUN-21 09:20	3	7	days	EHTL
	2	08-JUN-21 15:10	15-JUN-21 09:20	3	7	days	EHT
	3	08-JUN-21 11:25	15-JUN-21 15:00	3	7	days	EHTL
	4	08-JUN-21 12:00	15-JUN-21 15:00	3	7	days	EHTL
	5	08-JUN-21 08:50	15-JUN-21 15:00	3	7	days	EHTL
	6	08-JUN-21 09:50	15-JUN-21 15:00	3	7	days	EHTL
	7	08-JUN-21 08:15	15-JUN-21 15:00	3	7	days	EHTL
	8	08-JUN-21 09:20	15-JUN-21 15:00	3	7	days	EHTL
	9	08-JUN-21 10:20	15-JUN-21 15:00	3	7	days	EHTL
	10	08-JUN-21 14:00	15-JUN-21 15:00	3	7	days	EHT
	11	08-JUN-21 14:35	15-JUN-21 15:00	3	7	days	EHT
	12	08-JUN-21 10:30	15-JUN-21 15:00	3	7	days	EHTL
	13	08-JUN-21 10:45	15-JUN-21 15:00	3	7	days	EHTL
	14	08-JUN-21 14:35	15-JUN-21 15:00	3	7	days	EHT
	15	08-JUN-21 14:05	25-JUN-21 17:00	3	17	days	EHT
	16	08-JUN-21 14:15	16-JUN-21 14:00	3	8	days	EHT
	17	08-JUN-21 09:20	16-JUN-21 14:00	3	8	days	EHTL
	18	08-JUN-21 09:13	16-JUN-21 14:00	3	8	days	EHTL
Total Kjeldahl Nitrogen							
	18	08-JUN-21 09:13	09-JUL-21 08:00	28	31	days	EHT
Organic / Inorganic Carbon							
Dissolved Organic Carbon for MISA							
	1	08-JUN-21 10:20	16-JUN-21 00:00	3	8	days	EHTL
	2	08-JUN-21 15:10	16-JUN-21 00:00	3	7	days	EHT
	3	08-JUN-21 11:25	17-JUN-21 00:00	3	9	days	EHTL
	4	08-JUN-21 12:00	17-JUN-21 00:00	3	9	days	EHTL
	5	08-JUN-21 08:50	17-JUN-21 00:00	3	9	days	EHTL
	6	08-JUN-21 09:50	17-JUN-21 00:00	3	9	days	EHTL
	7	08-JUN-21 08:15	17-JUN-21 00:00	3	9	days	EHTL
	8	08-JUN-21 09:20	17-JUN-21 00:00	3	9	days	EHTL
	9	08-JUN-21 10:20	17-JUN-21 00:00	3	9	days	EHTL
	10	08-JUN-21 14:00	17-JUN-21 00:00	3	8	days	EHT
	11	08-JUN-21 14:35	17-JUN-21 00:00	3	8	days	EHT
	12	08-JUN-21 10:30	17-JUN-21 00:00	3	9	days	EHTL
	13	08-JUN-21 10:45	17-JUN-21 00:00	3	9	days	EHTL
	14	08-JUN-21 14:35	17-JUN-21 00:00	3	8	days	EHT
	15	08-JUN-21 14:05	30-JUN-21 00:00	3	21	days	EHT
Metals							
Dissolved Orthophosphate							
	1	08-JUN-21 10:20	16-JUN-21 10:45	7	8	days	EHT
	2	08-JUN-21 15:10	16-JUN-21 10:45	7	8	days	EHT
	3	08-JUN-21 11:25	16-JUN-21 10:45	7	8	days	EHT
	4	08-JUN-21 12:00	18-JUN-21 11:00	7	10	days	EHT
	5	08-JUN-21 08:50	16-JUN-21 10:45	7	8	days	EHT
	6	08-JUN-21 09:50	16-JUN-21 10:45	7	8	days	EHT
	7	08-JUN-21 08:15	16-JUN-21 10:45	7	8	days	EHT
	8	08-JUN-21 09:20	16-JUN-21 10:45	7	8	days	EHT
	9	08-JUN-21 10:20	16-JUN-21 10:45	7	8	days	EHT
	10	08-JUN-21 14:00	16-JUN-21 10:45	7	8	days	EHT
	11	08-JUN-21 14:35	16-JUN-21 10:45	7	8	days	EHT
	12	08-JUN-21 10:30	16-JUN-21 10:45	7	8	days	EHT

Quality Control Report

Workorder: L2600264 Report Date: 15-JUL-21

Client: New Gold Inc. Rainy River Project
24 Marr Rd
Barwick ON P0W 1A0
Contact: Garnet Cornell

Hold Time Exceedances:

ALS Product Description	Sample ID	Sampling Date	Date Processed	Rec. HT	Actual HT	Units	Qualifier
Metals							
Dissolved Orthophosphate							
	13	08-JUN-21 10:45	16-JUN-21 10:45	7	8	days	EHT
	14	08-JUN-21 14:35	16-JUN-21 10:45	7	8	days	EHT
	15	08-JUN-21 14:05	16-JUN-21 10:45	7	8	days	EHT
	16	08-JUN-21 14:15	16-JUN-21 10:45	7	8	days	EHT
	17	08-JUN-21 09:20	16-JUN-21 10:45	7	8	days	EHT
	18	08-JUN-21 09:13	16-JUN-21 10:45	7	8	days	EHT
Aggregate Organics							
Biochemical Oxygen Demand (BOD)							
	1	08-JUN-21 10:20	17-JUN-21 13:41	4	9	days	EHT
	2	08-JUN-21 15:10	17-JUN-21 13:41	4	9	days	EHT
	3	08-JUN-21 11:25	17-JUN-21 13:41	4	9	days	EHT
	4	08-JUN-21 12:00	17-JUN-21 13:41	4	9	days	EHT
	5	08-JUN-21 08:50	17-JUN-21 13:41	4	9	days	EHT
	6	08-JUN-21 09:50	17-JUN-21 13:41	4	9	days	EHT
	7	08-JUN-21 08:15	17-JUN-21 13:41	4	9	days	EHT
	8	08-JUN-21 09:20	17-JUN-21 13:41	4	9	days	EHT
	9	08-JUN-21 10:20	17-JUN-21 13:41	4	9	days	EHT
	10	08-JUN-21 14:00	17-JUN-21 13:41	4	9	days	EHT
	11	08-JUN-21 14:35	17-JUN-21 13:41	4	9	days	EHT
	12	08-JUN-21 10:30	17-JUN-21 13:41	4	9	days	EHT
	13	08-JUN-21 10:45	17-JUN-21 13:41	4	9	days	EHT
	14	08-JUN-21 14:35	17-JUN-21 13:41	4	9	days	EHT
	15	08-JUN-21 14:05	17-JUN-21 13:41	4	9	days	EHT
	16	08-JUN-21 14:15	17-JUN-21 13:41	4	9	days	EHT
	17	08-JUN-21 09:20	17-JUN-21 13:41	4	9	days	EHT
	18	08-JUN-21 09:13	17-JUN-21 13:41	4	9	days	EHT

Legend & Qualifier Definitions:

EHTR-FM:	Exceeded ALS recommended hold time prior to sample receipt. Field Measurement recommended.
EHTR:	Exceeded ALS recommended hold time prior to sample receipt.
EHTL:	Exceeded ALS recommended hold time prior to analysis. Sample was received less than 24 hours prior to expiry.
EHT:	Exceeded ALS recommended hold time prior to analysis.
Rec. HT:	ALS recommended hold time (see units).

Notes*:
Where actual sampling date is not provided to ALS, the date (& time) of receipt is used for calculation purposes.
Where actual sampling time is not provided to ALS, the earlier of 12 noon on the sampling date or the time (& date) of receipt is used for calculation purposes. Samples for L2600264 were received on 10-JUN-21 12:45.

ALS recommended hold times may vary by province. They are assigned to meet known provincial and/or federal government requirements. In the absence of regulatory hold times, ALS establishes recommendations based on guidelines published by the US EPA, APHA Standard Methods, or Environment Canada (where available). For more information, please contact ALS.

The ALS Quality Control Report is provided to ALS clients upon request. ALS includes comprehensive QC checks with every analysis to ensure our high standards of quality are met. Each QC result has a known or expected target value, which is compared against pre-determined data quality objectives to provide confidence in the accuracy of associated test results.

Please note that this report may contain QC results from anonymous Sample Duplicates and Matrix Spikes that do not originate from this Work Order.

ALS Environmental

L2600264

CHAIN OF CUSTODY RECORD - ALS-443583861

L2600264-COFC

BEE

Project Name: Rainy River
Location: Chapple
Project Number:
Project Manager:
PO Number:
Project:
Turn Around Time (days): 10 Business Days
Shipping Company:
Shipping Date: 6/11/2021 9:15:00 AM
COC Number: ALS-443583860

	Containers	SW Kit	Ra-226 Bottle								Number of Containers	Comments
	Filtered	N	N									
	Preservatives											
		NG-SW-P-TB	RA226-MMER-BE									
Sample Code	Field DO	Field pH	Field Temp	Date and Time	Matrix									
1 FB_SW_20210608				06/08/2021 10:20	SW	X								11	
2 SW02_SW_20210608	4.16	7.71	23.27	06/08/2021 15:10	SW	X								11	
3 SW03_SW_20210608	3.61	6.97	16.5	06/08/2021 11:25	SW	X								11	
4 SW06_SW_20210608				06/08/2021 12:00	SW	X								11	
5 SW10_SW_20210608	2.61	7.74	20.92	06/08/2021 08:50	SW	X								11	
6 SW15_SW_20210608	3.73	7.3	23.4	06/08/2021 09:50	SW	X								11	

Signature	Data/Time
Shipped by	6/11/2021 9:15:00 AM
	15.9°
Received by	
MM	11 June 21 1245

Shipping Details
Method of Shipment: Courier
On Ice: (yes) / no
Shipped: Air/Ground
Lab Name: ALS Thunder Bay
Lab Phone:

ATTN

Special Instructions:

Email Invoice to:
rainyriver.accounts1@newgold.com
Email Report to:
rainyriver.labresults@newgold.com

Project Name: Rainy River
Location: Chapple
Project Number:
Project Manager:
PO Number:
Project:
Turn Around Time (days): 10 Business Days
Shipping Company:
Shipping Date: 6/11/2021 9:15:00 AM
COC Number: ALS-443583860

	Sample Code				Date and Time	Matrix	Containers: SW Kit	Ra-226 Bottle							Number of Containers	Comments
							Filtered: N	N								
							Preservatives									
							NG-SW-P-TB	RA226-MMER-BE								
7	SW16_SW_20210608	9.32	7.17	19.7	06/08/2021 08:15	SW	X								11	
8	SW17_SW_20210608	5.7	7.56	21.3	06/11/2021 09:20	SW	X								11	
9	SW20_SW_20210608	3.02	7.58	19.61	06/08/2021 10:20	SW	X	X							12	
10	SW21A_SW_20210608	1.37	6.83	22.3	06/08/2021 14:00	SW	X								11	
11	SW22A_SW_20210608	4.69	7.33	24.2	06/08/2021 14:35	SW	X	X							12	
12	SW23_SW_20210608	1.6	7.29	22.2	06/08/2021 10:30	SW	X	X							12	
13	SW24_SW_20210608	1.22	7.14	21.7	06/08/2021 10:45	SW	X	X							12	

Signature	Data/Time
Shipped by	6/11/2021 9:15:00 AM
	15.9
Received by	MM 11 June 21 1245

Shipping Details
Method of Shipment: Courier
On Ice: (yes) / no
Shipped: Air/Ground
Lab Name: ALS Thunder Bay
Lab Phone:

ATTN

Special Instructions:

Email Invoice to:
rainyriver.accounts1@newgold.com
Email Report to:
rainyriver.labresults@newgold.com

ALS Environmental L2600264

CHAIN OF CUSTODY RECORD - ALS-443583860

L2600264-COFC

BEE

Project Name: Rainy River
Location: Chapple
Project Number:
Project Manager:
PO Number:
Project:
Turn Around Time (days): 10 Business Days
Shipping Company:
Shipping Date: 6/11/2021 9:15:00 AM
COC Number: ALS-443583860

						Containers	SW Kit	Ra-226 Bottle									
						Filtered	N	N									
						Preservatives											
	Sample Code				Date and Time	Matrix	NG-SW-P-TB	RA226-MMER-BE								Number of Containers	Comments
14	SW25_SW_20210608	1.52	7.42	22.12	06/25/2021 14:35	SW	X									11	
15	SW26_SW_20210608	1.14	7.06	19.56	06/08/2021 14:05	SW	X									11	
16	SW27_SW_20210608	7.78	7.18	21.1	06/08/2021 14:15	SW	X									11	
17	SW28A_SW_20210608	4.57	8.3	17.65	06/08/2021 09:20	SW	X									11	
18	TB_SW_20210608				06/11/2021 09:13	SW	X									11	

	Signature	Data/Time
Shipped by		6/11/2021 9:15:00 AM
	15.9	
Received by		
11 June 21 1245		

Shipping Details
Method of Shipment: Courier
On Ice: (yes) / no
Shipped: Air/Ground
Lab Name: ALS Thunder Bay
Lab Phone:

ATTN

Special Instructions:

Email Invoice to:
rainyriver.accounts1@newgold.com
Email Report to:
rainyriver.labresults@newgold.com

ALS Environmental L2600264

CHAIN OF CUSTODY RECORD - ALS-443583860

L2600264-COFC

BEC

Drinking Water (DW) Samples (client use)
Are samples taken from a Regulated DW System? Yes X No
Are samples for human consumption / use? Yes X No
Samples from a Regulated DW System require an Authorized DW COC form

Sample Receipt Details (ALS use only)							
Cooling Method: ☐ None ☐ Ice ☐ Ice Packs ☐ Frozen ☐ Cooling Initiated							
Submission Comments identified on Sample Receipt Notification: ☐ Yes ☐ No							
Cooler Custody Seals Intact: ☐ Yes ☐ NA Sample Custody Seals Intact: ☐ Yes ☐ NA							
Initial Cooler Temperatures °C				Final Cooler Temperatures °C			

	Signature	Data/Time	Shipping Details	ATTN	Special Instructions:
Shipped by		6/11/2021 9:15:00 AM	**Method of Shipment:** Courier **On Ice:** (yes) / no **Shipped:** Air/Ground **Lab Name:** ALS Thunder Bay **Lab Phone:**		**Email Invoice to:** rainyriver.accounts1@newgold.com **Email Report to:** rainyriver.labresults@newgold.com
Received by	15.9° 11 June 21 1245 MM				

New Gold Inc. Rainy River Project
ATTN: Garnet Cornell
24 Marr Rd
Barwick ON P0W 1A0

Date Received: 16-AUG-21
Report Date: 30-AUG-21 08:33 (MT)
Version: FINAL

Client Phone: 807-234-8200

Certificate of Analysis

Lab Work Order #: L2626927

Project P.O. #: 4500038941
Job Reference: SW KIT
C of C Numbers:
Legal Site Desc:



Christine Paradis
Project Manager

[This report shall not be reproduced except in full without the written authority of the Laboratory.]

ALS ENVIRONMENTAL ANALYTICAL REPORT

Sample Details/Parameters	Result	Qualifier*	D.L.	Units	Extracted	Analyzed	Batch
L2626927-1 FB_SW_20210810 Sampled By: Client on 10-AUG-21 @ 09:10 Matrix: SW							
Physical Tests							
Color, True	<2.0		2.0	CU		17-AUG-21	R5554741
Conductivity (EC)	15.8		1.0	uS/cm		17-AUG-21	R5556077
Hardness (as CaCO3)	<0.51		0.51	mg/L		23-AUG-21	
pH	4.33		0.10	pH		17-AUG-21	R5556077
Total Suspended Solids	0.5	<DL	3.0	mg/L		16-AUG-21	R5555044
Total Dissolved Solids	10		10	mg/L		16-AUG-21	R5556197
Turbidity	0.13		0.10	NTU		18-AUG-21	R5556939
Anions and Nutrients							
Acidity (as CaCO3)	2.2		2.0	mg/L		17-AUG-21	R5556077
Alkalinity, Total (as CaCO3)	<0.2	<W	2.0	mg/L		18-AUG-21	R5558776
Ammonia, Total (as N)	<0.002	<W	0.0050	mg/L		20-AUG-21	R5561922
Chloride (Cl)	1.48		0.10	mg/L	17-AUG-21	17-AUG-21	R5555937
Fluoride (F)	<0.020		0.020	mg/L	17-AUG-21	17-AUG-21	R5555937
Nitrate (as N)	0.008	<DL	0.020	mg/L		17-AUG-21	R5555937
Nitrite (as N)	<0.001	<W	0.010	mg/L		17-AUG-21	R5555937
Total Kjeldahl Nitrogen	<0.050		0.050	mg/L	18-AUG-21	19-AUG-21	R5559502
Orthophosphate-Dissolved (as P)	<0.0030		0.0030	mg/L	17-AUG-21	17-AUG-21	R5554665
Sulfate (SO4)	0.10	<DL	0.30	mg/L		17-AUG-21	R5555937
Cyanides							
Cyanide, Weak Acid Diss	<0.0001	<W	0.0020	mg/L		18-AUG-21	R5558716
Cyanide, Total	<0.0002	<W	0.0020	mg/L		18-AUG-21	R5558716
Cyanide, Free	<0.0001	<W	0.0020	mg/L		18-AUG-21	R5558716
Organic / Inorganic Carbon							
Dissolved Organic Carbon	<0.50		0.50	mg/L	18-AUG-21	19-AUG-21	R5561261
Total Organic Carbon	0.51		0.50	mg/L		20-AUG-21	R5564801
Total Metals							
Aluminum (Al)-Total	0.0012	<DL	0.0050	mg/L		19-AUG-21	R5562498
Antimony (Sb)-Total	<0.000005	<W	0.00060	mg/L		19-AUG-21	R5562498
Arsenic (As)-Total	0.00001	<DL	0.0010	mg/L		19-AUG-21	R5562498
Barium (Ba)-Total	<0.00001	<W	0.010	mg/L		19-AUG-21	R5562498
Beryllium (Be)-Total	<0.0000001	<W	0.0010	mg/L		19-AUG-21	R5562498
Bismuth (Bi)-Total	<0.00001	<W	0.0010	mg/L		19-AUG-21	R5562498
Boron (B)-Total	0.0040	<DL	0.050	mg/L		19-AUG-21	R5562498
Cadmium (Cd)-Total	<0.000001	<W	0.000017	mg/L		19-AUG-21	R5562498
Calcium (Ca)-Total	<0.002	<W	0.20	mg/L		19-AUG-21	R5562498
Cesium (Cs)-Total	<0.0000005	<W	0.000010	mg/L		19-AUG-21	R5562498
Chromium (Cr)-Total	<0.00002	<W	0.0010	mg/L		19-AUG-21	R5562498
Cobalt (Co)-Total	<0.000005	<W	0.00050	mg/L		19-AUG-21	R5562498
Copper (Cu)-Total	<0.00002	<W	0.0010	mg/L		19-AUG-21	R5562498
Iron (Fe)-Total	<0.0005	<W	0.020	mg/L		19-AUG-21	R5562498
Lead (Pb)-Total	<0.00001	<W	0.000050	mg/L		19-AUG-21	R5562498
Lithium (Li)-Total	<0.0002	<W	0.050	mg/L		19-AUG-21	R5562498

* Refer to Referenced Information for Qualifiers (if any) and Methodology.

ALS ENVIRONMENTAL ANALYTICAL REPORT

Sample Details/Parameters	Result	Qualifier*	D.L.	Units	Extracted	Analyzed	Batch
L2626927-1 FB_SW_20210810 Sampled By: Client on 10-AUG-21 @ 09:10 Matrix: SW							
Total Metals							
Magnesium (Mg)-Total	0.0014	<DL	0.020	mg/L		19-AUG-21	R5562498
Manganese (Mn)-Total	<0.0002	<W	0.0010	mg/L		19-AUG-21	R5562498
Mercury (Hg)-Total	<0.000005	<W	0.000030	mg/L		19-AUG-21	R5559102
Molybdenum (Mo)-Total	<0.000005	<W	0.0010	mg/L		19-AUG-21	R5562498
Nickel (Ni)-Total	<0.00002	<W	0.0020	mg/L		19-AUG-21	R5562498
Phosphorus (P)-Total	0.010	<DL	0.050	mg/L		19-AUG-21	R5562498
Potassium (K)-Total	<0.01	<W	0.50	mg/L		19-AUG-21	R5562498
Rubidium (Rb)-Total	<0.000002	<W	0.00020	mg/L		19-AUG-21	R5562498
Selenium (Se)-Total	<0.000005	<W	0.000050	mg/L		19-AUG-21	R5562498
Silicon (Si)-Total	0.066	<DL	0.10	mg/L		19-AUG-21	R5562498
Silver (Ag)-Total	<0.000001	<W	0.00010	mg/L		19-AUG-21	R5562498
Sodium (Na)-Total	<0.005	<W	0.10	mg/L		19-AUG-21	R5562498
Strontium (Sr)-Total	<0.000005	<W	0.0010	mg/L		19-AUG-21	R5562498
Sulfur (S)-Total	<0.2	<W	0.50	mg/L		19-AUG-21	R5562498
Tellurium (Te)-Total	<0.00002	<W	0.0010	mg/L		19-AUG-21	R5562498
Thallium (Tl)-Total	<0.000005	<W	0.00030	mg/L		19-AUG-21	R5562498
Thorium (Th)-Total	<0.00001	<W	0.00010	mg/L		19-AUG-21	R5562498
Tin (Sn)-Total	0.00007	<DL	0.0010	mg/L		19-AUG-21	R5562498
Titanium (Ti)-Total	<0.00001	<W	0.0020	mg/L		19-AUG-21	R5562498
Tungsten (W)-Total	<0.00001	<W	0.010	mg/L		19-AUG-21	R5562498
Uranium (U)-Total	<0.0000005	<W	0.0050	mg/L		19-AUG-21	R5562498
Vanadium (V)-Total	0.00015	<DL	0.0010	mg/L		19-AUG-21	R5562498
Zinc (Zn)-Total	0.0005	<DL	0.0030	mg/L		19-AUG-21	R5562498
Zirconium (Zr)-Total	<0.000002	<W	0.0010	mg/L		19-AUG-21	R5562498
Dissolved Metals							
Dissolved Metals Filtration Location	FIELD					19-AUG-21	R5561396
Aluminum (Al)-Dissolved	<0.0002	<W	0.0050	mg/L		19-AUG-21	R5561658
Antimony (Sb)-Dissolved	<0.000005	<W	0.00060	mg/L		19-AUG-21	R5561658
Arsenic (As)-Dissolved	<0.0000002	<W	0.0010	mg/L		19-AUG-21	R5561658
Barium (Ba)-Dissolved	0.000020	<DL	0.010	mg/L		19-AUG-21	R5561658
Beryllium (Be)-Dissolved	<0.000002	<W	0.0010	mg/L		19-AUG-21	R5561658
Bismuth (Bi)-Dissolved	<0.000002	<W	0.0010	mg/L		19-AUG-21	R5561658
Boron (B)-Dissolved	0.0120	<DL	0.050	mg/L		19-AUG-21	R5561658
Cadmium (Cd)-Dissolved	<0.0000005	<W	0.000017	mg/L		19-AUG-21	R5561658
Calcium (Ca)-Dissolved	0.096	<DL	0.20	mg/L		19-AUG-21	R5561658
Cesium (Cs)-Dissolved	<0.0000005	<W	0.000010	mg/L		19-AUG-21	R5561658
Chromium (Cr)-Dissolved	<0.00001	<W	0.0010	mg/L		19-AUG-21	R5561658
Cobalt (Co)-Dissolved	<0.000002	<W	0.00050	mg/L		19-AUG-21	R5561658
Copper (Cu)-Dissolved	0.00004	<DL	0.0010	mg/L		19-AUG-21	R5561658
Iron (Fe)-Dissolved	<0.0005	<W	0.020	mg/L		19-AUG-21	R5561658
Lead (Pb)-Dissolved	<0.00001	<W	0.000050	mg/L		19-AUG-21	R5561658

* Refer to Referenced Information for Qualifiers (if any) and Methodology.

ALS ENVIRONMENTAL ANALYTICAL REPORT

Sample Details/Parameters	Result	Qualifier*	D.L.	Units	Extracted	Analyzed	Batch
L2626927-1 FB_SW_20210810 Sampled By: Client on 10-AUG-21 @ 09:10 Matrix: SW							
Dissolved Metals							
Lithium (Li)-Dissolved	<0.0002	<W	0.050	mg/L		19-AUG-21	R5561658
Magnesium (Mg)-Dissolved	0.0335		0.020	mg/L		20-AUG-21	R5565721
Manganese (Mn)-Dissolved	0.00004	<DL	0.0010	mg/L		19-AUG-21	R5561658
Mercury (Hg)-Dissolved	<0.000005	<W	0.000030	mg/L		19-AUG-21	R5559099
Molybdenum (Mo)-Dissolved	0.000008	<DL	0.0010	mg/L		19-AUG-21	R5561658
Nickel (Ni)-Dissolved	<0.00002	<W	0.0020	mg/L		19-AUG-21	R5561658
Phosphorus (P)-Dissolved	<0.005	<W	0.050	mg/L		19-AUG-21	R5561658
Potassium (K)-Dissolved	<0.01	<W	0.50	mg/L		19-AUG-21	R5561658
Rubidium (Rb)-Dissolved	0.000012	<DL	0.00020	mg/L		19-AUG-21	R5561658
Selenium (Se)-Dissolved	<0.000005	<W	0.000050	mg/L		19-AUG-21	R5561658
Silicon (Si)-Dissolved	0.035	<DL	0.050	mg/L		19-AUG-21	R5561658
Silver (Ag)-Dissolved	0.0000020	<DL	0.00010	mg/L		19-AUG-21	R5561658
Sodium (Na)-Dissolved	0.035	<DL	0.10	mg/L		20-AUG-21	R5565721
Strontium (Sr)-Dissolved	0.00044	<DL	0.0010	mg/L		19-AUG-21	R5561658
Sulfur (S)-Dissolved	<0.2	<W	0.50	mg/L		19-AUG-21	R5561658
Tellurium (Te)-Dissolved	<0.00001	<W	0.0010	mg/L		19-AUG-21	R5561658
Thallium (Tl)-Dissolved	<0.000002	<W	0.00030	mg/L		19-AUG-21	R5561658
Thorium (Th)-Dissolved	<0.00001	<W	0.00010	mg/L		19-AUG-21	R5561658
Tin (Sn)-Dissolved	0.000060	<DL	0.0010	mg/L		19-AUG-21	R5561658
Titanium (Ti)-Dissolved	<0.00002	<W	0.0020	mg/L		19-AUG-21	R5561658
Tungsten (W)-Dissolved	<0.000002	<W	0.010	mg/L		19-AUG-21	R5561658
Uranium (U)-Dissolved	<0.0000005	<W	0.0050	mg/L		19-AUG-21	R5561658
Vanadium (V)-Dissolved	<0.00002	<W	0.0010	mg/L		19-AUG-21	R5561658
Zinc (Zn)-Dissolved	0.0004	<DL	0.0030	mg/L		19-AUG-21	R5561658
Zirconium (Zr)-Dissolved	<0.000002	<W	0.0010	mg/L		19-AUG-21	R5561658
Aggregate Organics							
Biochemical Oxygen Demand	<2.0		2.0	mg/L		16-AUG-21	R5563500
Chemical Oxygen Demand	<10		10	mg/L	18-AUG-21	20-AUG-21	R5562457
Oil and Grease, Total	<0.2	<W	1.0	mg/L	19-AUG-21	19-AUG-21	R5562637
L2626927-2 SW03_SW_20210810 Sampled By: Client on 10-AUG-21 @ 09:10 Matrix: SW							
Field Tests							
Dissolved Oxygen, Client Supplied	.77		0	mg/L		17-AUG-21	R5553742
pH, Client Supplied	7.35		0.10	pH		17-AUG-21	R5553742
Temperature, Client Supplied	19.5		0	Degree C		17-AUG-21	R5553742
Physical Tests							
Color, True	98.4		2.0	CU		17-AUG-21	R5554741
Conductivity (EC)	378		1.0	uS/cm		17-AUG-21	R5556077
Hardness (as CaCO3)	187		0.51	mg/L		20-AUG-21	
pH	7.83		0.10	pH		17-AUG-21	R5556077
Total Suspended Solids	6.0		3.0	mg/L		16-AUG-21	R5555044

* Refer to Referenced Information for Qualifiers (if any) and Methodology.

ALS ENVIRONMENTAL ANALYTICAL REPORT

Sample Details/Parameters	Result	Qualifier*	D.L.	Units	Extracted	Analyzed	Batch
L2626927-2 SW03_SW_20210810 Sampled By: Client on 10-AUG-21 @ 09:10 Matrix: SW							
Physical Tests							
Total Dissolved Solids	272		20	mg/L		16-AUG-21	R5556197
Turbidity	11.5		0.10	NTU		18-AUG-21	R5556939
Anions and Nutrients							
Acidity (as CaCO3)	5.4		2.0	mg/L		17-AUG-21	R5556077
Alkalinity, Total (as CaCO3)	181		2.0	mg/L		18-AUG-21	R5558776
Ammonia, Total (as N)	0.018	<T	0.0050	mg/L		20-AUG-21	R5561922
Ammonia, Un-ionized (as N)	<0.001	<W	0.010	mg/L		23-AUG-21	
Chloride (Cl)	8.54		0.10	mg/L	17-AUG-21	17-AUG-21	R5555937
Fluoride (F)	0.051		0.020	mg/L	17-AUG-21	17-AUG-21	R5555937
Nitrate (as N)	<0.002	<W	0.020	mg/L		17-AUG-21	R5555937
Nitrite (as N)	<0.001	<W	0.010	mg/L		17-AUG-21	R5555937
Total Kjeldahl Nitrogen	1.51		0.050	mg/L	18-AUG-21	19-AUG-21	R5559502
Orthophosphate-Dissolved (as P)	0.0216		0.0030	mg/L	17-AUG-21	17-AUG-21	R5554665
Sulfate (SO4)	14.1		0.30	mg/L		17-AUG-21	R5555937
Cyanides							
Cyanide, Weak Acid Diss	0.0002	<DL	0.0020	mg/L		18-AUG-21	R5558716
Cyanide, Total	0.0006	<DL	0.0020	mg/L		18-AUG-21	R5558716
Cyanide, Free	0.0011	<DL	0.0020	mg/L		18-AUG-21	R5558716
Organic / Inorganic Carbon							
Dissolved Organic Carbon	29.2		0.50	mg/L	18-AUG-21	23-AUG-21	R5566844
Total Organic Carbon	30.6		0.50	mg/L		20-AUG-21	R5564801
Total Metals							
Aluminum (Al)-Total	0.130		0.0050	mg/L		19-AUG-21	R5562498
Antimony (Sb)-Total	0.000115	<DL	0.00060	mg/L		19-AUG-21	R5562498
Arsenic (As)-Total	0.00247	<T	0.0010	mg/L		19-AUG-21	R5562498
Barium (Ba)-Total	0.0345		0.010	mg/L		19-AUG-21	R5562498
Beryllium (Be)-Total	0.0000192	<DL	0.0010	mg/L		19-AUG-21	R5562498
Bismuth (Bi)-Total	<0.00001	<W	0.0010	mg/L		19-AUG-21	R5562498
Boron (B)-Total	0.0165	<DL	0.050	mg/L		19-AUG-21	R5562498
Cadmium (Cd)-Total	0.000008	<DL	0.000017	mg/L		19-AUG-21	R5562498
Calcium (Ca)-Total	56.7		0.20	mg/L		19-AUG-21	R5562498
Cesium (Cs)-Total	0.0000180		0.000010	mg/L		19-AUG-21	R5562498
Chromium (Cr)-Total	0.00026	<DL	0.0010	mg/L		19-AUG-21	R5562498
Cobalt (Co)-Total	0.000255	<DL	0.00050	mg/L		19-AUG-21	R5562498
Copper (Cu)-Total	0.00366	<T	0.0010	mg/L		19-AUG-21	R5562498
Iron (Fe)-Total	0.362		0.020	mg/L		19-AUG-21	R5562498
Lead (Pb)-Total	0.00020	<T	0.000050	mg/L		19-AUG-21	R5562498
Lithium (Li)-Total	0.0054	<DL	0.050	mg/L		19-AUG-21	R5562498
Magnesium (Mg)-Total	12.9		0.020	mg/L		19-AUG-21	R5562498
Manganese (Mn)-Total	0.0888		0.0010	mg/L		19-AUG-21	R5562498
Mercury (Hg)-Total	0.000005	<DL	0.000030	mg/L		19-AUG-21	R5559102
Molybdenum (Mo)-Total	0.000430	<DL	0.0010	mg/L		19-AUG-21	R5562498

* Refer to Referenced Information for Qualifiers (if any) and Methodology.

ALS ENVIRONMENTAL ANALYTICAL REPORT

Sample Details/Parameters	Result	Qualifier*	D.L.	Units	Extracted	Analyzed	Batch
L2626927-2 SW03_SW_20210810 Sampled By: Client on 10-AUG-21 @ 09:10 Matrix: SW							
Total Metals							
Nickel (Ni)-Total	0.00320	<T	0.0020	mg/L		19-AUG-21	R5562498
Phosphorus (P)-Total	0.050		0.050	mg/L		19-AUG-21	R5562498
Potassium (K)-Total	2.63		0.50	mg/L		19-AUG-21	R5562498
Rubidium (Rb)-Total	0.00427		0.00020	mg/L		19-AUG-21	R5562498
Selenium (Se)-Total	0.000275	<T	0.000050	mg/L		19-AUG-21	R5562498
Silicon (Si)-Total	3.45		0.10	mg/L		19-AUG-21	R5562498
Silver (Ag)-Total	<0.000001	<W	0.00010	mg/L		19-AUG-21	R5562498
Sodium (Na)-Total	4.72		0.10	mg/L		19-AUG-21	R5562498
Strontium (Sr)-Total	0.0959		0.0010	mg/L		19-AUG-21	R5562498
Sulfur (S)-Total	5.0		0.50	mg/L		19-AUG-21	R5562498
Tellurium (Te)-Total	<0.00002	<W	0.0010	mg/L		19-AUG-21	R5562498
Thallium (Tl)-Total	<0.000005	<W	0.00030	mg/L		19-AUG-21	R5562498
Thorium (Th)-Total	0.00008	<DL	0.00010	mg/L		19-AUG-21	R5562498
Tin (Sn)-Total	0.00004	<DL	0.0010	mg/L		19-AUG-21	R5562498
Titanium (Ti)-Total	0.00548		0.0020	mg/L		19-AUG-21	R5562498
Tungsten (W)-Total	<0.00001	<W	0.010	mg/L		19-AUG-21	R5562498
Uranium (U)-Total	0.000758	<DL	0.0050	mg/L		19-AUG-21	R5562498
Vanadium (V)-Total	0.00155	<T	0.0010	mg/L		19-AUG-21	R5562498
Zinc (Zn)-Total	0.0030	<T	0.0030	mg/L		19-AUG-21	R5562498
Zirconium (Zr)-Total	0.000556	<DL	0.0010	mg/L		19-AUG-21	R5562498
Dissolved Metals							
Dissolved Metals Filtration Location	FIELD					19-AUG-21	R5561396
Aluminum (Al)-Dissolved	0.0148	<T	0.0050	mg/L		19-AUG-21	R5561658
Antimony (Sb)-Dissolved	0.000120	<DL	0.00060	mg/L		19-AUG-21	R5561658
Arsenic (As)-Dissolved	0.00230	<T	0.0010	mg/L		19-AUG-21	R5561658
Barium (Ba)-Dissolved	0.0316		0.010	mg/L		19-AUG-21	R5561658
Beryllium (Be)-Dissolved	0.000008	<DL	0.0010	mg/L		19-AUG-21	R5561658
Bismuth (Bi)-Dissolved	<0.000002	<W	0.0010	mg/L		19-AUG-21	R5561658
Boron (B)-Dissolved	0.0165	<DL	0.050	mg/L		19-AUG-21	R5561658
Cadmium (Cd)-Dissolved	0.0000070	<DL	0.000017	mg/L		19-AUG-21	R5561658
Calcium (Ca)-Dissolved	54.2		0.20	mg/L		19-AUG-21	R5561658
Cesium (Cs)-Dissolved	0.0000040	<DL	0.000010	mg/L		19-AUG-21	R5561658
Chromium (Cr)-Dissolved	0.00005	<DL	0.0010	mg/L		19-AUG-21	R5561658
Cobalt (Co)-Dissolved	0.000172	<DL	0.00050	mg/L		19-AUG-21	R5561658
Copper (Cu)-Dissolved	0.00346	<T	0.0010	mg/L		19-AUG-21	R5561658
Iron (Fe)-Dissolved	0.136		0.020	mg/L		19-AUG-21	R5561658
Lead (Pb)-Dissolved	0.00005	<T	0.000050	mg/L		19-AUG-21	R5561658
Lithium (Li)-Dissolved	0.0060	<DL	0.050	mg/L		19-AUG-21	R5561658
Magnesium (Mg)-Dissolved	12.4		0.020	mg/L		19-AUG-21	R5561658
Manganese (Mn)-Dissolved	0.0502		0.0010	mg/L		19-AUG-21	R5561658
Mercury (Hg)-Dissolved	<0.000005	<W	0.000030	mg/L		19-AUG-21	R5559099

* Refer to Referenced Information for Qualifiers (if any) and Methodology.

ALS ENVIRONMENTAL ANALYTICAL REPORT

Sample Details/Parameters	Result	Qualifier*	D.L.	Units	Extracted	Analyzed	Batch
L2626927-2 SW03_SW_20210810 Sampled By: Client on 10-AUG-21 @ 09:10 Matrix: SW							
Dissolved Metals							
Molybdenum (Mo)-Dissolved	0.000432	<DL	0.0010	mg/L		19-AUG-21	R5561658
Nickel (Ni)-Dissolved	0.00290	<T	0.0020	mg/L		19-AUG-21	R5561658
Phosphorus (P)-Dissolved	0.020	<DL	0.050	mg/L		19-AUG-21	R5561658
Potassium (K)-Dissolved	2.58		0.50	mg/L		19-AUG-21	R5561658
Rubidium (Rb)-Dissolved	0.00393		0.00020	mg/L		19-AUG-21	R5561658
Selenium (Se)-Dissolved	0.000275	<T	0.000050	mg/L		19-AUG-21	R5561658
Silicon (Si)-Dissolved	3.21		0.050	mg/L		19-AUG-21	R5561658
Silver (Ag)-Dissolved	0.0000030	<DL	0.00010	mg/L		19-AUG-21	R5561658
Sodium (Na)-Dissolved	4.67		0.10	mg/L		19-AUG-21	R5561658
Strontium (Sr)-Dissolved	0.0979		0.0010	mg/L		19-AUG-21	R5561658
Sulfur (S)-Dissolved	4.8		0.50	mg/L		19-AUG-21	R5561658
Tellurium (Te)-Dissolved	0.00002	<DL	0.0010	mg/L		19-AUG-21	R5561658
Thallium (Tl)-Dissolved	<0.000002	<W	0.00030	mg/L		19-AUG-21	R5561658
Thorium (Th)-Dissolved	0.00005	<DL	0.00010	mg/L		19-AUG-21	R5561658
Tin (Sn)-Dissolved	0.000070	<DL	0.0010	mg/L		19-AUG-21	R5561658
Titanium (Ti)-Dissolved	0.00226		0.0020	mg/L		19-AUG-21	R5561658
Tungsten (W)-Dissolved	0.000008	<DL	0.010	mg/L		19-AUG-21	R5561658
Uranium (U)-Dissolved	0.000790	<DL	0.0050	mg/L		19-AUG-21	R5561658
Vanadium (V)-Dissolved	0.00114	<T	0.0010	mg/L		19-AUG-21	R5561658
Zinc (Zn)-Dissolved	0.0036	<T	0.0030	mg/L		19-AUG-21	R5561658
Zirconium (Zr)-Dissolved	0.000548	<DL	0.0010	mg/L		19-AUG-21	R5561658
Aggregate Organics							
Biochemical Oxygen Demand	<2.0		2.0	mg/L		16-AUG-21	R5563500
Chemical Oxygen Demand	91		10	mg/L	18-AUG-21	20-AUG-21	R5562457
Oil and Grease, Total	<0.2	<W	1.0	mg/L	19-AUG-21	19-AUG-21	R5562637
L2626927-3 SW06_SW_20210810 Sampled By: Client on 10-AUG-21 @ 12:00 Matrix: SW							
Physical Tests							
Color, True	69.3		2.0	CU		17-AUG-21	R5554741
Conductivity (EC)	534		1.0	uS/cm		17-AUG-21	R5556077
Hardness (as CaCO3)	259		0.51	mg/L		20-AUG-21	
pH	7.87		0.10	pH		17-AUG-21	R5556077
Total Suspended Solids	4.0		3.0	mg/L		16-AUG-21	R5555044
Total Dissolved Solids	360		20	mg/L		16-AUG-21	R5556197
Turbidity	3.98		0.10	NTU		18-AUG-21	R5556939
Anions and Nutrients							
Acidity (as CaCO3)	7.4		2.0	mg/L		17-AUG-21	R5556077
Alkalinity, Total (as CaCO3)	273		2.0	mg/L		18-AUG-21	R5558776
Ammonia, Total (as N)	0.058	<T	0.0050	mg/L		20-AUG-21	R5561922
Chloride (Cl)	14.7		0.10	mg/L	17-AUG-21	17-AUG-21	R5555937
Fluoride (F)	0.123		0.020	mg/L	17-AUG-21	17-AUG-21	R5555937

* Refer to Referenced Information for Qualifiers (if any) and Methodology.

ALS ENVIRONMENTAL ANALYTICAL REPORT

Sample Details/Parameters	Result	Qualifier*	D.L.	Units	Extracted	Analyzed	Batch
L2626927-3 SW06_SW_20210810 Sampled By: Client on 10-AUG-21 @ 12:00 Matrix: SW							
Anions and Nutrients							
Nitrate (as N)	0.002	<DL	0.020	mg/L		17-AUG-21	R5555937
Nitrite (as N)	<0.001	<W	0.010	mg/L		17-AUG-21	R5555937
Total Kjeldahl Nitrogen	2.31		0.050	mg/L	18-AUG-21	19-AUG-21	R5559502
Orthophosphate-Dissolved (as P)	0.0304		0.0030	mg/L	17-AUG-21	17-AUG-21	R5554665
Sulfate (SO4)	2.40	<T	0.30	mg/L		17-AUG-21	R5555937
Cyanides							
Cyanide, Weak Acid Diss	0.0005	<DL	0.0020	mg/L		18-AUG-21	R5558716
Cyanide, Total	0.0014	<DL	0.0020	mg/L		18-AUG-21	R5558716
Cyanide, Free	0.0010	<DL	0.0020	mg/L		18-AUG-21	R5558716
Organic / Inorganic Carbon							
Dissolved Organic Carbon	36.1		0.50	mg/L	18-AUG-21	23-AUG-21	R5566844
Total Organic Carbon	36.4		0.50	mg/L		20-AUG-21	R5564801
Total Metals							
Aluminum (Al)-Total	0.0488		0.0050	mg/L		19-AUG-21	R5562498
Antimony (Sb)-Total	0.000145	<DL	0.00060	mg/L		19-AUG-21	R5562498
Arsenic (As)-Total	0.00314	<T	0.0010	mg/L		19-AUG-21	R5562498
Barium (Ba)-Total	0.0342		0.010	mg/L		19-AUG-21	R5562498
Beryllium (Be)-Total	0.0000040	<DL	0.0010	mg/L		19-AUG-21	R5562498
Bismuth (Bi)-Total	<0.00001	<W	0.0010	mg/L		19-AUG-21	R5562498
Boron (B)-Total	0.0245	<DL	0.050	mg/L		19-AUG-21	R5562498
Cadmium (Cd)-Total	0.000004	<DL	0.000017	mg/L		19-AUG-21	R5562498
Calcium (Ca)-Total	58.6		0.20	mg/L		19-AUG-21	R5562498
Cesium (Cs)-Total	0.0000070	<DL	0.000010	mg/L		19-AUG-21	R5562498
Chromium (Cr)-Total	0.00018	<DL	0.0010	mg/L		19-AUG-21	R5562498
Cobalt (Co)-Total	0.000615	<T	0.00050	mg/L		19-AUG-21	R5562498
Copper (Cu)-Total	0.00026	<DL	0.0010	mg/L		19-AUG-21	R5562498
Iron (Fe)-Total	0.604		0.020	mg/L		19-AUG-21	R5562498
Lead (Pb)-Total	0.00014	<T	0.000050	mg/L		19-AUG-21	R5562498
Lithium (Li)-Total	0.0112	<DL	0.050	mg/L		19-AUG-21	R5562498
Magnesium (Mg)-Total	28.4		0.020	mg/L		19-AUG-21	R5562498
Manganese (Mn)-Total	1.45		0.0010	mg/L		19-AUG-21	R5562498
Mercury (Hg)-Total	<0.000005	<W	0.000030	mg/L		19-AUG-21	R5559102
Molybdenum (Mo)-Total	0.000285	<DL	0.0010	mg/L		19-AUG-21	R5562498
Nickel (Ni)-Total	0.00148	<DL	0.0020	mg/L		19-AUG-21	R5562498
Phosphorus (P)-Total	0.125		0.050	mg/L		19-AUG-21	R5562498
Potassium (K)-Total	2.15		0.50	mg/L		19-AUG-21	R5562498
Rubidium (Rb)-Total	0.00202		0.00020	mg/L		19-AUG-21	R5562498
Selenium (Se)-Total	0.000225	<T	0.000050	mg/L		19-AUG-21	R5562498
Silicon (Si)-Total	7.40		0.10	mg/L		19-AUG-21	R5562498
Silver (Ag)-Total	<0.000001	<W	0.00010	mg/L		19-AUG-21	R5562498
Sodium (Na)-Total	11.5		0.10	mg/L		19-AUG-21	R5562498
Strontium (Sr)-Total	0.177		0.0010	mg/L		19-AUG-21	R5562498

* Refer to Referenced Information for Qualifiers (if any) and Methodology.

ALS ENVIRONMENTAL ANALYTICAL REPORT

Sample Details/Parameters	Result	Qualifier*	D.L.	Units	Extracted	Analyzed	Batch
L2626927-3 SW06_SW_20210810 Sampled By: Client on 10-AUG-21 @ 12:00 Matrix: SW							
Total Metals							
Sulfur (S)-Total	1.6		0.50	mg/L		19-AUG-21	R5562498
Tellurium (Te)-Total	<0.00002	<W	0.0010	mg/L		19-AUG-21	R5562498
Thallium (Tl)-Total	<0.000005	<W	0.00030	mg/L		19-AUG-21	R5562498
Thorium (Th)-Total	0.00002	<DL	0.00010	mg/L		19-AUG-21	R5562498
Tin (Sn)-Total	0.00012	<DL	0.0010	mg/L		19-AUG-21	R5562498
Titanium (Ti)-Total	0.00213		0.0020	mg/L		19-AUG-21	R5562498
Tungsten (W)-Total	<0.00001	<W	0.010	mg/L		19-AUG-21	R5562498
Uranium (U)-Total	0.000665	<DL	0.0050	mg/L		19-AUG-21	R5562498
Vanadium (V)-Total	0.00070	<DL	0.0010	mg/L		19-AUG-21	R5562498
Zinc (Zn)-Total	0.0020	<DL	0.0030	mg/L		19-AUG-21	R5562498
Zirconium (Zr)-Total	0.000188	<DL	0.0010	mg/L		19-AUG-21	R5562498
Dissolved Metals							
Dissolved Metals Filtration Location	FIELD					19-AUG-21	R5561396
Aluminum (Al)-Dissolved	0.0066	<T	0.0050	mg/L		19-AUG-21	R5561658
Antimony (Sb)-Dissolved	0.000145	<DL	0.00060	mg/L		19-AUG-21	R5561658
Arsenic (As)-Dissolved	0.00311	<T	0.0010	mg/L		19-AUG-21	R5561658
Barium (Ba)-Dissolved	0.0354		0.010	mg/L		19-AUG-21	R5561658
Beryllium (Be)-Dissolved	0.000002	<DL	0.0010	mg/L		19-AUG-21	R5561658
Bismuth (Bi)-Dissolved	<0.000002	<W	0.0010	mg/L		19-AUG-21	R5561658
Boron (B)-Dissolved	0.0250	<DL	0.050	mg/L		19-AUG-21	R5561658
Cadmium (Cd)-Dissolved	0.0000030	<DL	0.000017	mg/L		19-AUG-21	R5561658
Calcium (Ca)-Dissolved	57.9		0.20	mg/L		19-AUG-21	R5561658
Cesium (Cs)-Dissolved	0.0000010	<DL	0.000010	mg/L		19-AUG-21	R5561658
Chromium (Cr)-Dissolved	0.00005	<DL	0.0010	mg/L		19-AUG-21	R5561658
Cobalt (Co)-Dissolved	0.000624	<T	0.00050	mg/L		19-AUG-21	R5561658
Copper (Cu)-Dissolved	0.00020	<DL	0.0010	mg/L		19-AUG-21	R5561658
Iron (Fe)-Dissolved	0.240		0.020	mg/L		19-AUG-21	R5561658
Lead (Pb)-Dissolved	0.00006	<T	0.000050	mg/L		19-AUG-21	R5561658
Lithium (Li)-Dissolved	0.0116	<DL	0.050	mg/L		19-AUG-21	R5561658
Magnesium (Mg)-Dissolved	27.7		0.020	mg/L		19-AUG-21	R5561658
Manganese (Mn)-Dissolved	1.66		0.0010	mg/L		19-AUG-21	R5561658
Mercury (Hg)-Dissolved	<0.000005	<W	0.000030	mg/L		19-AUG-21	R5559099
Molybdenum (Mo)-Dissolved	0.000304	<DL	0.0010	mg/L		19-AUG-21	R5561658
Nickel (Ni)-Dissolved	0.00146	<DL	0.0020	mg/L		19-AUG-21	R5561658
Phosphorus (P)-Dissolved	0.085		0.050	mg/L		19-AUG-21	R5561658
Potassium (K)-Dissolved	2.19		0.50	mg/L		19-AUG-21	R5561658
Rubidium (Rb)-Dissolved	0.00199		0.00020	mg/L		19-AUG-21	R5561658
Selenium (Se)-Dissolved	0.000245	<T	0.000050	mg/L		19-AUG-21	R5561658
Silicon (Si)-Dissolved	7.39		0.050	mg/L		19-AUG-21	R5561658
Silver (Ag)-Dissolved	0.0000020	<DL	0.00010	mg/L		19-AUG-21	R5561658
Sodium (Na)-Dissolved	11.0		0.10	mg/L		19-AUG-21	R5561658

* Refer to Referenced Information for Qualifiers (if any) and Methodology.

ALS ENVIRONMENTAL ANALYTICAL REPORT

Sample Details/Parameters	Result	Qualifier*	D.L.	Units	Extracted	Analyzed	Batch
L2626927-3 SW06_SW_20210810 Sampled By: Client on 10-AUG-21 @ 12:00 Matrix: SW							
Dissolved Metals							
Strontium (Sr)-Dissolved	0.177		0.0010	mg/L		19-AUG-21	R5561658
Sulfur (S)-Dissolved	1.4		0.50	mg/L		19-AUG-21	R5561658
Tellurium (Te)-Dissolved	0.00002	<DL	0.0010	mg/L		19-AUG-21	R5561658
Thallium (Tl)-Dissolved	<0.000002	<W	0.00030	mg/L		19-AUG-21	R5561658
Thorium (Th)-Dissolved	<0.00001	<W	0.00010	mg/L		19-AUG-21	R5561658
Tin (Sn)-Dissolved	0.000025	<DL	0.0010	mg/L		19-AUG-21	R5561658
Titanium (Ti)-Dissolved	0.00042	<DL	0.0020	mg/L		19-AUG-21	R5561658
Tungsten (W)-Dissolved	<0.000002	<W	0.010	mg/L		19-AUG-21	R5561658
Uranium (U)-Dissolved	0.000669	<DL	0.0050	mg/L		19-AUG-21	R5561658
Vanadium (V)-Dissolved	0.00054	<DL	0.0010	mg/L		19-AUG-21	R5561658
Zinc (Zn)-Dissolved	0.0020	<DL	0.0030	mg/L		19-AUG-21	R5561658
Zirconium (Zr)-Dissolved	0.000196	<DL	0.0010	mg/L		19-AUG-21	R5561658
Aggregate Organics							
Biochemical Oxygen Demand	<2.0		2.0	mg/L		16-AUG-21	R5563500
Chemical Oxygen Demand	109		10	mg/L	18-AUG-21	20-AUG-21	R5562457
Oil and Grease, Total	<0.2	<W	1.0	mg/L	19-AUG-21	19-AUG-21	R5562637
L2626927-4 SW15_SW_20210810 Sampled By: Client on 10-AUG-21 @ 09:45 Matrix: SW							
Field Tests							
Dissolved Oxygen, Client Supplied	3.65		0	mg/L		17-AUG-21	R5553742
pH, Client Supplied	8.08		0.10	pH		17-AUG-21	R5553742
Temperature, Client Supplied	23.2		0	Degree C		17-AUG-21	R5553742
Physical Tests							
Color, True	54.7		2.0	CU		17-AUG-21	R5554741
Conductivity (EC)	221		1.0	uS/cm		17-AUG-21	R5556077
Hardness (as CaCO3)	78.3		0.51	mg/L		20-AUG-21	
pH	7.29		0.10	pH		17-AUG-21	R5556077
Total Suspended Solids	18.0		3.0	mg/L		16-AUG-21	R5555044
Total Dissolved Solids	162		20	mg/L		16-AUG-21	R5556197
Turbidity	16.0		0.10	NTU		18-AUG-21	R5556939
Anions and Nutrients							
Acidity (as CaCO3)	8.0		2.0	mg/L		17-AUG-21	R5556077
Alkalinity, Total (as CaCO3)	89.8		2.0	mg/L		18-AUG-21	R5558776
Ammonia, Total (as N)	0.050	<T	0.0050	mg/L		20-AUG-21	R5561922
Ammonia, Un-ionized (as N)	0.003	<DL	0.010	mg/L		23-AUG-21	
Chloride (Cl)	4.16		0.10	mg/L	17-AUG-21	17-AUG-21	R5555937
Fluoride (F)	0.057		0.020	mg/L	17-AUG-21	17-AUG-21	R5555937
Nitrate (as N)	<0.002	<W	0.020	mg/L		17-AUG-21	R5555937
Nitrite (as N)	<0.001	<W	0.010	mg/L		17-AUG-21	R5555937
Total Kjeldahl Nitrogen	1.09		0.050	mg/L	21-AUG-21	25-AUG-21	R5569512
Orthophosphate-Dissolved (as P)	0.384		0.030	mg/L	17-AUG-21	17-AUG-21	R5554665

* Refer to Referenced Information for Qualifiers (if any) and Methodology.

ALS ENVIRONMENTAL ANALYTICAL REPORT

Sample Details/Parameters	Result	Qualifier*	D.L.	Units	Extracted	Analyzed	Batch
L2626927-4 SW15_SW_20210810 Sampled By: Client on 10-AUG-21 @ 09:45 Matrix: SW							
Anions and Nutrients							
Sulfate (SO4)	16.7		0.30	mg/L		17-AUG-21	R5555937
Cyanides							
Cyanide, Weak Acid Diss	<0.0001	<W	0.0020	mg/L		18-AUG-21	R5558716
Cyanide, Total	<0.0002	<W	0.0020	mg/L		18-AUG-21	R5558716
Cyanide, Free	0.0002	<DL	0.0020	mg/L		18-AUG-21	R5558716
Organic / Inorganic Carbon							
Dissolved Organic Carbon	17.9		0.50	mg/L	18-AUG-21	23-AUG-21	R5566844
Total Organic Carbon	19.9		0.50	mg/L		20-AUG-21	R5564801
Total Metals							
Aluminum (Al)-Total	0.238		0.0050	mg/L		19-AUG-21	R5562498
Antimony (Sb)-Total	0.000215	<DL	0.00060	mg/L		19-AUG-21	R5562498
Arsenic (As)-Total	0.00258	<T	0.0010	mg/L		19-AUG-21	R5562498
Barium (Ba)-Total	0.0197		0.010	mg/L		19-AUG-21	R5562498
Beryllium (Be)-Total	0.0000101	<DL	0.0010	mg/L		19-AUG-21	R5562498
Bismuth (Bi)-Total	<0.00001	<W	0.0010	mg/L		19-AUG-21	R5562498
Boron (B)-Total	0.0135	<DL	0.050	mg/L		19-AUG-21	R5562498
Cadmium (Cd)-Total	0.000013	<DL	0.000017	mg/L		19-AUG-21	R5562498
Calcium (Ca)-Total	21.0		0.20	mg/L		19-AUG-21	R5562498
Cesium (Cs)-Total	0.0000425		0.000010	mg/L		19-AUG-21	R5562498
Chromium (Cr)-Total	0.00052	<DL	0.0010	mg/L		19-AUG-21	R5562498
Cobalt (Co)-Total	0.000510	<T	0.00050	mg/L		19-AUG-21	R5562498
Copper (Cu)-Total	0.00168	<T	0.0010	mg/L		19-AUG-21	R5562498
Iron (Fe)-Total	0.545		0.020	mg/L		19-AUG-21	R5562498
Lead (Pb)-Total	0.00028	<T	0.000050	mg/L		19-AUG-21	R5562498
Lithium (Li)-Total	0.0036	<DL	0.050	mg/L		19-AUG-21	R5562498
Magnesium (Mg)-Total	7.80		0.020	mg/L		19-AUG-21	R5562498
Manganese (Mn)-Total	0.225		0.0010	mg/L		19-AUG-21	R5562498
Mercury (Hg)-Total	<0.000005	<W	0.000030	mg/L		19-AUG-21	R5559102
Molybdenum (Mo)-Total	0.000580	<DL	0.0010	mg/L		19-AUG-21	R5562498
Nickel (Ni)-Total	0.00134	<DL	0.0020	mg/L		19-AUG-21	R5562498
Phosphorus (P)-Total	0.495		0.050	mg/L		19-AUG-21	R5562498
Potassium (K)-Total	2.75		0.50	mg/L		19-AUG-21	R5562498
Rubidium (Rb)-Total	0.00259		0.00020	mg/L		19-AUG-21	R5562498
Selenium (Se)-Total	0.000185	<T	0.000050	mg/L		19-AUG-21	R5562498
Silicon (Si)-Total	2.42		0.10	mg/L		19-AUG-21	R5562498
Silver (Ag)-Total	0.000003	<DL	0.00010	mg/L		19-AUG-21	R5562498
Sodium (Na)-Total	7.68		0.10	mg/L		19-AUG-21	R5562498
Strontium (Sr)-Total	0.0570		0.0010	mg/L		19-AUG-21	R5562498
Sulfur (S)-Total	5.8		0.50	mg/L		19-AUG-21	R5562498
Tellurium (Te)-Total	<0.00002	<W	0.0010	mg/L		19-AUG-21	R5562498
Thallium (Tl)-Total	<0.000005	<W	0.00030	mg/L		19-AUG-21	R5562498
Thorium (Th)-Total	0.00005	<DL	0.00010	mg/L		19-AUG-21	R5562498

* Refer to Referenced Information for Qualifiers (if any) and Methodology.

ALS ENVIRONMENTAL ANALYTICAL REPORT

Sample Details/Parameters	Result	Qualifier*	D.L.	Units	Extracted	Analyzed	Batch
L2626927-4 SW15_SW_20210810 Sampled By: Client on 10-AUG-21 @ 09:45 Matrix: SW							
Total Metals							
Tin (Sn)-Total	<0.00001	<W	0.0010	mg/L		19-AUG-21	R5562498
Titanium (Ti)-Total	0.00787		0.0020	mg/L		19-AUG-21	R5562498
Tungsten (W)-Total	<0.00001	<W	0.010	mg/L		19-AUG-21	R5562498
Uranium (U)-Total	0.000334	<DL	0.0050	mg/L		19-AUG-21	R5562498
Vanadium (V)-Total	0.00175	<T	0.0010	mg/L		19-AUG-21	R5562498
Zinc (Zn)-Total	0.0050	<T	0.0030	mg/L		19-AUG-21	R5562498
Zirconium (Zr)-Total	0.000426	<DL	0.0010	mg/L		19-AUG-21	R5562498
Dissolved Metals							
Dissolved Metals Filtration Location	FIELD					19-AUG-21	R5561396
Aluminum (Al)-Dissolved	0.0258	<T	0.0050	mg/L		19-AUG-21	R5561658
Antimony (Sb)-Dissolved	0.000210	<DL	0.00060	mg/L		19-AUG-21	R5561658
Arsenic (As)-Dissolved	0.00211	<T	0.0010	mg/L		19-AUG-21	R5561658
Barium (Ba)-Dissolved	0.0120		0.010	mg/L		19-AUG-21	R5561658
Beryllium (Be)-Dissolved	0.000006	<DL	0.0010	mg/L		19-AUG-21	R5561658
Bismuth (Bi)-Dissolved	<0.000002	<W	0.0010	mg/L		19-AUG-21	R5561658
Boron (B)-Dissolved	0.0150	<DL	0.050	mg/L		19-AUG-21	R5561658
Cadmium (Cd)-Dissolved	0.0000040	<DL	0.000017	mg/L		19-AUG-21	R5561658
Calcium (Ca)-Dissolved	19.6		0.20	mg/L		19-AUG-21	R5561658
Cesium (Cs)-Dissolved	0.0000030	<DL	0.000010	mg/L		19-AUG-21	R5561658
Chromium (Cr)-Dissolved	0.00001	<DL	0.0010	mg/L		19-AUG-21	R5561658
Cobalt (Co)-Dissolved	0.000286	<DL	0.00050	mg/L		19-AUG-21	R5561658
Copper (Cu)-Dissolved	0.00100	<T	0.0010	mg/L		19-AUG-21	R5561658
Iron (Fe)-Dissolved	0.0940		0.020	mg/L		19-AUG-21	R5561658
Lead (Pb)-Dissolved	0.00007	<T	0.000050	mg/L		19-AUG-21	R5561658
Lithium (Li)-Dissolved	0.0040	<DL	0.050	mg/L		19-AUG-21	R5561658
Magnesium (Mg)-Dissolved	7.16		0.020	mg/L		19-AUG-21	R5561658
Manganese (Mn)-Dissolved	0.0433		0.0010	mg/L		19-AUG-21	R5561658
Mercury (Hg)-Dissolved	<0.000005	<W	0.000030	mg/L		19-AUG-21	R5559099
Molybdenum (Mo)-Dissolved	0.000538	<DL	0.0010	mg/L		19-AUG-21	R5561658
Nickel (Ni)-Dissolved	0.00090	<DL	0.0020	mg/L		19-AUG-21	R5561658
Phosphorus (P)-Dissolved	0.025	<DL	0.050	mg/L		19-AUG-21	R5561658
Potassium (K)-Dissolved	2.47		0.50	mg/L		19-AUG-21	R5561658
Rubidium (Rb)-Dissolved	0.00182		0.00020	mg/L		19-AUG-21	R5561658
Selenium (Se)-Dissolved	0.000135	<T	0.000050	mg/L		19-AUG-21	R5561658
Silicon (Si)-Dissolved	1.92		0.050	mg/L		19-AUG-21	R5561658
Silver (Ag)-Dissolved	0.0000010	<DL	0.00010	mg/L		19-AUG-21	R5561658
Sodium (Na)-Dissolved	7.14		0.10	mg/L		19-AUG-21	R5561658
Strontium (Sr)-Dissolved	0.0544		0.0010	mg/L		19-AUG-21	R5561658
Sulfur (S)-Dissolved	5.4		0.50	mg/L		19-AUG-21	R5561658
Tellurium (Te)-Dissolved	0.00002	<DL	0.0010	mg/L		19-AUG-21	R5561658
Thallium (Tl)-Dissolved	<0.000002	<W	0.00030	mg/L		19-AUG-21	R5561658

* Refer to Referenced Information for Qualifiers (if any) and Methodology.

ALS ENVIRONMENTAL ANALYTICAL REPORT

Sample Details/Parameters	Result	Qualifier*	D.L.	Units	Extracted	Analyzed	Batch
L2626927-4 SW15_SW_20210810 Sampled By: Client on 10-AUG-21 @ 09:45 Matrix: SW							
Dissolved Metals							
Thorium (Th)-Dissolved	0.00003	<DL	0.00010	mg/L		19-AUG-21	R5561658
Tin (Sn)-Dissolved	<0.000005	<W	0.0010	mg/L		19-AUG-21	R5561658
Titanium (Ti)-Dissolved	0.00186	<DL	0.0020	mg/L		19-AUG-21	R5561658
Tungsten (W)-Dissolved	0.000008	<DL	0.010	mg/L		19-AUG-21	R5561658
Uranium (U)-Dissolved	0.000294	<DL	0.0050	mg/L		19-AUG-21	R5561658
Vanadium (V)-Dissolved	0.00108	<T	0.0010	mg/L		19-AUG-21	R5561658
Zinc (Zn)-Dissolved	0.0002	<DL	0.0030	mg/L		19-AUG-21	R5561658
Zirconium (Zr)-Dissolved	0.000402	<DL	0.0010	mg/L		19-AUG-21	R5561658
Aggregate Organics							
Biochemical Oxygen Demand	28		15	mg/L		16-AUG-21	R5563500
Chemical Oxygen Demand	53		10	mg/L	18-AUG-21	20-AUG-21	R5562457
Oil and Grease, Total	0.4	<DL	1.0	mg/L	19-AUG-21	19-AUG-21	R5562637
L2626927-5 SW16_SW_20210810 Sampled By: Client on 10-AUG-21 @ 07:15 Matrix: SW							
Field Tests							
Dissolved Oxygen, Client Supplied	2.93		0	mg/L		17-AUG-21	R5553742
pH, Client Supplied	7.7		0.10	pH		17-AUG-21	R5553742
Temperature, Client Supplied	22.88		0	Degree C		17-AUG-21	R5553742
Physical Tests							
Color, True	23.9		2.0	CU		17-AUG-21	R5554741
Conductivity (EC)	88.0		1.0	uS/cm		17-AUG-21	R5556077
Hardness (as CaCO3)	32.2		0.51	mg/L		20-AUG-21	
pH	7.61		0.10	pH		17-AUG-21	R5556077
Total Suspended Solids	6.5		3.0	mg/L		16-AUG-21	R5555044
Total Dissolved Solids	66		13	mg/L		16-AUG-21	R5556197
Turbidity	6.71		0.10	NTU		18-AUG-21	R5556939
Anions and Nutrients							
Acidity (as CaCO3)	1.0	<DL	2.0	mg/L		17-AUG-21	R5556077
Alkalinity, Total (as CaCO3)	34.0		2.0	mg/L		18-AUG-21	R5558776
Ammonia, Total (as N)	0.020	<T	0.0050	mg/L		20-AUG-21	R5561922
Ammonia, Un-ionized (as N)	<0.001	<W	0.010	mg/L		23-AUG-21	
Chloride (Cl)	3.06		0.10	mg/L	17-AUG-21	17-AUG-21	R5555937
Fluoride (F)	0.043		0.020	mg/L	17-AUG-21	17-AUG-21	R5555937
Nitrate (as N)	0.006	<DL	0.020	mg/L		17-AUG-21	R5555937
Nitrite (as N)	<0.001	<W	0.010	mg/L		17-AUG-21	R5555937
Total Kjeldahl Nitrogen	0.457		0.050	mg/L	18-AUG-21	19-AUG-21	R5559502
Orthophosphate-Dissolved (as P)	<0.0030		0.0030	mg/L	17-AUG-21	17-AUG-21	R5554665
Sulfate (SO4)	4.70	<T	0.30	mg/L		17-AUG-21	R5555937
Cyanides							
Cyanide, Weak Acid Diss	0.0002	<DL	0.0020	mg/L		18-AUG-21	R5558716
Cyanide, Total	0.0004	<DL	0.0020	mg/L		18-AUG-21	R5558716

* Refer to Referenced Information for Qualifiers (if any) and Methodology.

ALS ENVIRONMENTAL ANALYTICAL REPORT

Sample Details/Parameters	Result	Qualifier*	D.L.	Units	Extracted	Analyzed	Batch
L2626927-5 SW16_SW_20210810 Sampled By: Client on 10-AUG-21 @ 07:15 Matrix: SW							
Cyanides							
Cyanide, Free	0.0003	<DL	0.0020	mg/L		18-AUG-21	R5558716
Organic / Inorganic Carbon							
Dissolved Organic Carbon	10.5		0.50	mg/L	18-AUG-21	23-AUG-21	R5566844
Total Organic Carbon	10.0		0.50	mg/L		20-AUG-21	R5564801
Total Metals							
Aluminum (Al)-Total	0.169		0.0050	mg/L		19-AUG-21	R5562498
Antimony (Sb)-Total	0.000035	<DL	0.00060	mg/L		19-AUG-21	R5562498
Arsenic (As)-Total	0.00049	<DL	0.0010	mg/L		19-AUG-21	R5562498
Barium (Ba)-Total	0.0115		0.010	mg/L		19-AUG-21	R5562498
Beryllium (Be)-Total	0.0000101	<DL	0.0010	mg/L		19-AUG-21	R5562498
Bismuth (Bi)-Total	<0.00001	<W	0.0010	mg/L		19-AUG-21	R5562498
Boron (B)-Total	0.0055	<DL	0.050	mg/L		19-AUG-21	R5562498
Cadmium (Cd)-Total	0.000007	<DL	0.000017	mg/L		19-AUG-21	R5562498
Calcium (Ca)-Total	8.86		0.20	mg/L		19-AUG-21	R5562498
Cesium (Cs)-Total	0.0000390		0.000010	mg/L		19-AUG-21	R5562498
Chromium (Cr)-Total	0.00040	<DL	0.0010	mg/L		19-AUG-21	R5562498
Cobalt (Co)-Total	0.000140	<DL	0.00050	mg/L		19-AUG-21	R5562498
Copper (Cu)-Total	0.00120	<T	0.0010	mg/L		19-AUG-21	R5562498
Iron (Fe)-Total	0.230		0.020	mg/L		19-AUG-21	R5562498
Lead (Pb)-Total	0.00015	<T	0.000050	mg/L		19-AUG-21	R5562498
Lithium (Li)-Total	0.0012	<DL	0.050	mg/L		19-AUG-21	R5562498
Magnesium (Mg)-Total	2.69		0.020	mg/L		19-AUG-21	R5562498
Manganese (Mn)-Total	0.0242		0.0010	mg/L		19-AUG-21	R5562498
Mercury (Hg)-Total	<0.000005	<W	0.000030	mg/L		19-AUG-21	R5559102
Molybdenum (Mo)-Total	0.000225	<DL	0.0010	mg/L		19-AUG-21	R5562498
Nickel (Ni)-Total	0.00086	<DL	0.0020	mg/L		19-AUG-21	R5562498
Phosphorus (P)-Total	0.010	<DL	0.050	mg/L		19-AUG-21	R5562498
Potassium (K)-Total	0.87		0.50	mg/L		19-AUG-21	R5562498
Rubidium (Rb)-Total	0.00228		0.00020	mg/L		19-AUG-21	R5562498
Selenium (Se)-Total	0.000080	<T	0.000050	mg/L		19-AUG-21	R5562498
Silicon (Si)-Total	2.06		0.10	mg/L		19-AUG-21	R5562498
Silver (Ag)-Total	<0.000001	<W	0.00010	mg/L		19-AUG-21	R5562498
Sodium (Na)-Total	4.21		0.10	mg/L		19-AUG-21	R5562498
Strontium (Sr)-Total	0.0247		0.0010	mg/L		19-AUG-21	R5562498
Sulfur (S)-Total	1.6		0.50	mg/L		19-AUG-21	R5562498
Tellurium (Te)-Total	<0.00002	<W	0.0010	mg/L		19-AUG-21	R5562498
Thallium (Tl)-Total	<0.000005	<W	0.00030	mg/L		19-AUG-21	R5562498
Thorium (Th)-Total	0.00004	<DL	0.00010	mg/L		19-AUG-21	R5562498
Tin (Sn)-Total	<0.00001	<W	0.0010	mg/L		19-AUG-21	R5562498
Titanium (Ti)-Total	0.00527		0.0020	mg/L		19-AUG-21	R5562498
Tungsten (W)-Total	<0.00001	<W	0.010	mg/L		19-AUG-21	R5562498

* Refer to Referenced Information for Qualifiers (if any) and Methodology.

ALS ENVIRONMENTAL ANALYTICAL REPORT

Sample Details/Parameters	Result	Qualifier*	D.L.	Units	Extracted	Analyzed	Batch
L2626927-5 SW16_SW_20210810 Sampled By: Client on 10-AUG-21 @ 07:15 Matrix: SW							
Total Metals							
Uranium (U)-Total	0.0000850	<DL	0.0050	mg/L		19-AUG-21	R5562498
Vanadium (V)-Total	0.00075	<DL	0.0010	mg/L		19-AUG-21	R5562498
Zinc (Zn)-Total	0.0015	<DL	0.0030	mg/L		19-AUG-21	R5562498
Zirconium (Zr)-Total	0.000216	<DL	0.0010	mg/L		19-AUG-21	R5562498
Dissolved Metals							
Dissolved Metals Filtration Location	FIELD					19-AUG-21	R5561396
Aluminum (Al)-Dissolved	0.0132	<T	0.0050	mg/L		19-AUG-21	R5561658
Antimony (Sb)-Dissolved	0.000035	<DL	0.00060	mg/L		19-AUG-21	R5561658
Arsenic (As)-Dissolved	0.000433	<DL	0.0010	mg/L		19-AUG-21	R5561658
Barium (Ba)-Dissolved	0.00970	<DL	0.010	mg/L		19-AUG-21	R5561658
Beryllium (Be)-Dissolved	0.000004	<DL	0.0010	mg/L		19-AUG-21	R5561658
Bismuth (Bi)-Dissolved	<0.000002	<W	0.0010	mg/L		19-AUG-21	R5561658
Boron (B)-Dissolved	0.0065	<DL	0.050	mg/L		19-AUG-21	R5561658
Cadmium (Cd)-Dissolved	0.0000040	<DL	0.000017	mg/L		19-AUG-21	R5561658
Calcium (Ca)-Dissolved	8.78		0.20	mg/L		19-AUG-21	R5561658
Cesium (Cs)-Dissolved	0.0000040	<DL	0.000010	mg/L		19-AUG-21	R5561658
Chromium (Cr)-Dissolved	0.00008	<DL	0.0010	mg/L		19-AUG-21	R5561658
Cobalt (Co)-Dissolved	0.000012	<DL	0.00050	mg/L		19-AUG-21	R5561658
Copper (Cu)-Dissolved	0.00088	<DL	0.0010	mg/L		19-AUG-21	R5561658
Iron (Fe)-Dissolved	0.0250		0.020	mg/L		19-AUG-21	R5561658
Lead (Pb)-Dissolved	0.00001	<DL	0.000050	mg/L		19-AUG-21	R5561658
Lithium (Li)-Dissolved	0.0010	<DL	0.050	mg/L		19-AUG-21	R5561658
Magnesium (Mg)-Dissolved	2.49		0.020	mg/L		19-AUG-21	R5561658
Manganese (Mn)-Dissolved	0.00418		0.0010	mg/L		19-AUG-21	R5561658
Mercury (Hg)-Dissolved	<0.000005	<W	0.000030	mg/L		19-AUG-21	R5559099
Molybdenum (Mo)-Dissolved	0.000228	<DL	0.0010	mg/L		19-AUG-21	R5561658
Nickel (Ni)-Dissolved	0.00050	<DL	0.0020	mg/L		19-AUG-21	R5561658
Phosphorus (P)-Dissolved	<0.005	<W	0.050	mg/L		19-AUG-21	R5561658
Potassium (K)-Dissolved	0.82		0.50	mg/L		19-AUG-21	R5561658
Rubidium (Rb)-Dissolved	0.00199		0.00020	mg/L		19-AUG-21	R5561658
Selenium (Se)-Dissolved	0.000085	<T	0.000050	mg/L		19-AUG-21	R5561658
Silicon (Si)-Dissolved	1.75		0.050	mg/L		19-AUG-21	R5561658
Silver (Ag)-Dissolved	0.0000010	<DL	0.00010	mg/L		19-AUG-21	R5561658
Sodium (Na)-Dissolved	4.24		0.10	mg/L		19-AUG-21	R5561658
Strontium (Sr)-Dissolved	0.0243		0.0010	mg/L		19-AUG-21	R5561658
Sulfur (S)-Dissolved	1.4		0.50	mg/L		19-AUG-21	R5561658
Tellurium (Te)-Dissolved	<0.00001	<W	0.0010	mg/L		19-AUG-21	R5561658
Thallium (Tl)-Dissolved	<0.000002	<W	0.00030	mg/L		19-AUG-21	R5561658
Thorium (Th)-Dissolved	0.00002	<DL	0.00010	mg/L		19-AUG-21	R5561658
Tin (Sn)-Dissolved	<0.000005	<W	0.0010	mg/L		19-AUG-21	R5561658
Titanium (Ti)-Dissolved	0.00088	<DL	0.0020	mg/L		19-AUG-21	R5561658

* Refer to Referenced Information for Qualifiers (if any) and Methodology.

ALS ENVIRONMENTAL ANALYTICAL REPORT

Sample Details/Parameters	Result	Qualifier*	D.L.	Units	Extracted	Analyzed	Batch
L2626927-5 SW16_SW_20210810 Sampled By: Client on 10-AUG-21 @ 07:15 Matrix: SW							
Dissolved Metals							
Tungsten (W)-Dissolved	0.000002	<DL	0.010	mg/L		19-AUG-21	R5561658
Uranium (U)-Dissolved	0.0000655	<DL	0.0050	mg/L		19-AUG-21	R5561658
Vanadium (V)-Dissolved	0.00030	<DL	0.0010	mg/L		19-AUG-21	R5561658
Zinc (Zn)-Dissolved	0.0012	<DL	0.0030	mg/L		19-AUG-21	R5561658
Zirconium (Zr)-Dissolved	0.000096	<DL	0.0010	mg/L		19-AUG-21	R5561658
Aggregate Organics							
Biochemical Oxygen Demand	<2.0		2.0	mg/L		16-AUG-21	R5563500
Chemical Oxygen Demand	30		10	mg/L	18-AUG-21	21-AUG-21	R5563497
Oil and Grease, Total	<0.2	<W	1.0	mg/L	19-AUG-21	19-AUG-21	R5562637
L2626927-6 SW17_SW_20210810 Sampled By: Client on 10-AUG-21 @ 08:10 Matrix: SW							
Field Tests							
Dissolved Oxygen, Client Supplied	2.26		0	mg/L		17-AUG-21	R5553742
pH, Client Supplied	7.79		0.10	pH		17-AUG-21	R5553742
Temperature, Client Supplied	22.33		0	Degree C		17-AUG-21	R5553742
Physical Tests							
Color, True	22.5		2.0	CU		17-AUG-21	R5554741
Conductivity (EC)	92.2		1.0	uS/cm		17-AUG-21	R5556077
Hardness (as CaCO3)	34.5		0.51	mg/L		20-AUG-21	
pH	7.64		0.10	pH		17-AUG-21	R5556077
Total Suspended Solids	4.5		3.0	mg/L		17-AUG-21	R5557662
Total Dissolved Solids	68		13	mg/L		17-AUG-21	R5557624
Turbidity	3.97		0.10	NTU		18-AUG-21	R5556939
Anions and Nutrients							
Acidity (as CaCO3)	0.8	<DL	2.0	mg/L		17-AUG-21	R5556077
Alkalinity, Total (as CaCO3)	36.0		2.0	mg/L		18-AUG-21	R5558776
Ammonia, Total (as N)	0.006	<T	0.0050	mg/L		20-AUG-21	R5561922
Ammonia, Un-ionized (as N)	<0.001	<W	0.010	mg/L		23-AUG-21	
Chloride (Cl)	2.91		0.10	mg/L	17-AUG-21	17-AUG-21	R5555937
Fluoride (F)	0.045		0.020	mg/L	17-AUG-21	17-AUG-21	R5555937
Nitrate (as N)	<0.002	<W	0.020	mg/L		17-AUG-21	R5555937
Nitrite (as N)	<0.001	<W	0.010	mg/L		17-AUG-21	R5555937
Total Kjeldahl Nitrogen	0.453		0.050	mg/L	18-AUG-21	19-AUG-21	R5559502
Orthophosphate-Dissolved (as P)	<0.0030		0.0030	mg/L	17-AUG-21	17-AUG-21	R5554665
Sulfate (SO4)	4.65	<T	0.30	mg/L		17-AUG-21	R5555937
Cyanides							
Cyanide, Weak Acid Diss	<0.0001	<W	0.0020	mg/L		18-AUG-21	R5558716
Cyanide, Total	<0.0002	<W	0.0020	mg/L		18-AUG-21	R5558716
Cyanide, Free	0.0002	<DL	0.0020	mg/L		18-AUG-21	R5558716
Organic / Inorganic Carbon							
Dissolved Organic Carbon	9.86		0.50	mg/L	18-AUG-21	23-AUG-21	R5566844

* Refer to Referenced Information for Qualifiers (if any) and Methodology.

ALS ENVIRONMENTAL ANALYTICAL REPORT

Sample Details/Parameters	Result	Qualifier*	D.L.	Units	Extracted	Analyzed	Batch
L2626927-6 SW17_SW_20210810 Sampled By: Client on 10-AUG-21 @ 08:10 Matrix: SW							
Organic / Inorganic Carbon							
Total Organic Carbon	10.1		0.50	mg/L		20-AUG-21	R5564801
Total Metals							
Aluminum (Al)-Total	0.0946		0.0050	mg/L		19-AUG-21	R5562498
Antimony (Sb)-Total	0.000040	<DL	0.00060	mg/L		19-AUG-21	R5562498
Arsenic (As)-Total	0.00048	<DL	0.0010	mg/L		19-AUG-21	R5562498
Barium (Ba)-Total	0.0108		0.010	mg/L		19-AUG-21	R5562498
Beryllium (Be)-Total	<0.0000001	<W	0.0010	mg/L		19-AUG-21	R5562498
Bismuth (Bi)-Total	<0.00001	<W	0.0010	mg/L		19-AUG-21	R5562498
Boron (B)-Total	0.0055	<DL	0.050	mg/L		19-AUG-21	R5562498
Cadmium (Cd)-Total	0.000006	<DL	0.000017	mg/L		19-AUG-21	R5562498
Calcium (Ca)-Total	9.32		0.20	mg/L		19-AUG-21	R5562498
Cesium (Cs)-Total	0.0000160		0.000010	mg/L		19-AUG-21	R5562498
Chromium (Cr)-Total	0.00032	<DL	0.0010	mg/L		19-AUG-21	R5562498
Cobalt (Co)-Total	0.000095	<DL	0.00050	mg/L		19-AUG-21	R5562498
Copper (Cu)-Total	0.00104	<T	0.0010	mg/L		19-AUG-21	R5562498
Iron (Fe)-Total	0.138		0.020	mg/L		19-AUG-21	R5562498
Lead (Pb)-Total	0.00009	<T	0.000050	mg/L		19-AUG-21	R5562498
Lithium (Li)-Total	0.0012	<DL	0.050	mg/L		19-AUG-21	R5562498
Magnesium (Mg)-Total	2.87		0.020	mg/L		19-AUG-21	R5562498
Manganese (Mn)-Total	0.0196		0.0010	mg/L		19-AUG-21	R5562498
Mercury (Hg)-Total	<0.000005	<W	0.000030	mg/L		19-AUG-21	R5559102
Molybdenum (Mo)-Total	0.000225	<DL	0.0010	mg/L		19-AUG-21	R5562498
Nickel (Ni)-Total	0.00072	<DL	0.0020	mg/L		19-AUG-21	R5562498
Phosphorus (P)-Total	0.015	<DL	0.050	mg/L		19-AUG-21	R5562498
Potassium (K)-Total	0.85		0.50	mg/L		19-AUG-21	R5562498
Rubidium (Rb)-Total	0.00199		0.00020	mg/L		19-AUG-21	R5562498
Selenium (Se)-Total	0.000100	<T	0.000050	mg/L		19-AUG-21	R5562498
Silicon (Si)-Total	1.81		0.10	mg/L		19-AUG-21	R5562498
Silver (Ag)-Total	<0.000001	<W	0.00010	mg/L		19-AUG-21	R5562498
Sodium (Na)-Total	4.22		0.10	mg/L		19-AUG-21	R5562498
Strontium (Sr)-Total	0.0250		0.0010	mg/L		19-AUG-21	R5562498
Sulfur (S)-Total	1.6		0.50	mg/L		19-AUG-21	R5562498
Tellurium (Te)-Total	<0.00002	<W	0.0010	mg/L		19-AUG-21	R5562498
Thallium (Tl)-Total	<0.000005	<W	0.00030	mg/L		19-AUG-21	R5562498
Thorium (Th)-Total	0.00002	<DL	0.00010	mg/L		19-AUG-21	R5562498
Tin (Sn)-Total	0.00001	<DL	0.0010	mg/L		19-AUG-21	R5562498
Titanium (Ti)-Total	0.00298		0.0020	mg/L		19-AUG-21	R5562498
Tungsten (W)-Total	<0.00001	<W	0.010	mg/L		19-AUG-21	R5562498
Uranium (U)-Total	0.0000770	<DL	0.0050	mg/L		19-AUG-21	R5562498
Vanadium (V)-Total	0.00055	<DL	0.0010	mg/L		19-AUG-21	R5562498
Zinc (Zn)-Total	0.0015	<DL	0.0030	mg/L		19-AUG-21	R5562498

* Refer to Referenced Information for Qualifiers (if any) and Methodology.

ALS ENVIRONMENTAL ANALYTICAL REPORT

Sample Details/Parameters	Result	Qualifier*	D.L.	Units	Extracted	Analyzed	Batch
L2626927-6 SW17_SW_20210810 Sampled By: Client on 10-AUG-21 @ 08:10 Matrix: SW							
Total Metals							
Zirconium (Zr)-Total	0.000124	<DL	0.0010	mg/L		19-AUG-21	R5562498
Dissolved Metals							
Dissolved Metals Filtration Location	FIELD					19-AUG-21	R5561396
Aluminum (Al)-Dissolved	0.0178	<T	0.0050	mg/L		19-AUG-21	R5561658
Antimony (Sb)-Dissolved	0.000035	<DL	0.00060	mg/L		19-AUG-21	R5561658
Arsenic (As)-Dissolved	0.000449	<DL	0.0010	mg/L		19-AUG-21	R5561658
Barium (Ba)-Dissolved	0.00935	<DL	0.010	mg/L		19-AUG-21	R5561658
Beryllium (Be)-Dissolved	<0.000002	<W	0.0010	mg/L		19-AUG-21	R5561658
Bismuth (Bi)-Dissolved	<0.000002	<W	0.0010	mg/L		19-AUG-21	R5561658
Boron (B)-Dissolved	0.0065	<DL	0.050	mg/L		19-AUG-21	R5561658
Cadmium (Cd)-Dissolved	0.0000030	<DL	0.000017	mg/L		19-AUG-21	R5561658
Calcium (Ca)-Dissolved	9.23		0.20	mg/L		19-AUG-21	R5561658
Cesium (Cs)-Dissolved	0.0000030	<DL	0.000010	mg/L		19-AUG-21	R5561658
Chromium (Cr)-Dissolved	0.00014	<DL	0.0010	mg/L		19-AUG-21	R5561658
Cobalt (Co)-Dissolved	0.000014	<DL	0.00050	mg/L		19-AUG-21	R5561658
Copper (Cu)-Dissolved	0.00086	<DL	0.0010	mg/L		19-AUG-21	R5561658
Iron (Fe)-Dissolved	0.0255		0.020	mg/L		19-AUG-21	R5561658
Lead (Pb)-Dissolved	0.00001	<DL	0.000050	mg/L		19-AUG-21	R5561658
Lithium (Li)-Dissolved	0.0014	<DL	0.050	mg/L		19-AUG-21	R5561658
Magnesium (Mg)-Dissolved	2.79		0.020	mg/L		19-AUG-21	R5561658
Manganese (Mn)-Dissolved	0.00256		0.0010	mg/L		19-AUG-21	R5561658
Mercury (Hg)-Dissolved	<0.000005	<W	0.000030	mg/L		19-AUG-21	R5559099
Molybdenum (Mo)-Dissolved	0.000232	<DL	0.0010	mg/L		19-AUG-21	R5561658
Nickel (Ni)-Dissolved	0.00052	<DL	0.0020	mg/L		19-AUG-21	R5561658
Phosphorus (P)-Dissolved	<0.005	<W	0.050	mg/L		19-AUG-21	R5561658
Potassium (K)-Dissolved	0.82		0.50	mg/L		19-AUG-21	R5561658
Rubidium (Rb)-Dissolved	0.00190		0.00020	mg/L		19-AUG-21	R5561658
Selenium (Se)-Dissolved	0.000105	<T	0.000050	mg/L		19-AUG-21	R5561658
Silicon (Si)-Dissolved	1.72		0.050	mg/L		19-AUG-21	R5561658
Silver (Ag)-Dissolved	0.0000010	<DL	0.00010	mg/L		19-AUG-21	R5561658
Sodium (Na)-Dissolved	4.08		0.10	mg/L		19-AUG-21	R5561658
Strontium (Sr)-Dissolved	0.0239		0.0010	mg/L		19-AUG-21	R5561658
Sulfur (S)-Dissolved	1.2		0.50	mg/L		19-AUG-21	R5561658
Tellurium (Te)-Dissolved	<0.00001	<W	0.0010	mg/L		19-AUG-21	R5561658
Thallium (Tl)-Dissolved	<0.000002	<W	0.00030	mg/L		19-AUG-21	R5561658
Thorium (Th)-Dissolved	0.00002	<DL	0.00010	mg/L		19-AUG-21	R5561658
Tin (Sn)-Dissolved	<0.000005	<W	0.0010	mg/L		19-AUG-21	R5561658
Titanium (Ti)-Dissolved	0.00092	<DL	0.0020	mg/L		19-AUG-21	R5561658
Tungsten (W)-Dissolved	0.000004	<DL	0.010	mg/L		19-AUG-21	R5561658
Uranium (U)-Dissolved	0.0000675	<DL	0.0050	mg/L		19-AUG-21	R5561658
Vanadium (V)-Dissolved	0.00034	<DL	0.0010	mg/L		19-AUG-21	R5561658

* Refer to Referenced Information for Qualifiers (if any) and Methodology.

ALS ENVIRONMENTAL ANALYTICAL REPORT

Sample Details/Parameters	Result	Qualifier*	D.L.	Units	Extracted	Analyzed	Batch
L2626927-6 SW17_SW_20210810 Sampled By: Client on 10-AUG-21 @ 08:10 Matrix: SW							
Dissolved Metals							
Zinc (Zn)-Dissolved	0.0004	<DL	0.0030	mg/L		19-AUG-21	R5561658
Zirconium (Zr)-Dissolved	0.000094	<DL	0.0010	mg/L		19-AUG-21	R5561658
Aggregate Organics							
Biochemical Oxygen Demand	<2.0		2.0	mg/L		16-AUG-21	R5563500
Chemical Oxygen Demand	27		10	mg/L	18-AUG-21	21-AUG-21	R5563497
Oil and Grease, Total	<0.2	<W	1.0	mg/L	19-AUG-21	19-AUG-21	R5562637
L2626927-7 SW21A_SW_20210810 Sampled By: Client on 10-AUG-21 @ 14:00 Matrix: SW							
Field Tests							
Dissolved Oxygen, Client Supplied	1.81		0	mg/L		17-AUG-21	R5553742
pH, Client Supplied	7.49		0.10	pH		17-AUG-21	R5553742
Temperature, Client Supplied	27.46		0	Degree C		17-AUG-21	R5553742
Physical Tests							
Color, True	65.9		2.0	CU		17-AUG-21	R5554741
Conductivity (EC)	534		1.0	uS/cm		17-AUG-21	R5556077
Hardness (as CaCO3)	256		0.51	mg/L		20-AUG-21	
pH	7.81		0.10	pH		17-AUG-21	R5556077
Total Suspended Solids	5.5		3.0	mg/L		16-AUG-21	R5555044
Total Dissolved Solids	354		20	mg/L		16-AUG-21	R5556197
Turbidity	5.95		0.10	NTU		18-AUG-21	R5556939
Anions and Nutrients							
Acidity (as CaCO3)	8.6		2.0	mg/L		17-AUG-21	R5556077
Alkalinity, Total (as CaCO3)	275		2.0	mg/L		18-AUG-21	R5558776
Ammonia, Total (as N)	0.072	<T	0.0050	mg/L		20-AUG-21	R5561922
Ammonia, Un-ionized (as N)	0.001	<DL	0.010	mg/L		23-AUG-21	
Chloride (Cl)	14.6		0.10	mg/L	17-AUG-21	17-AUG-21	R5555937
Fluoride (F)	0.128		0.020	mg/L	17-AUG-21	17-AUG-21	R5555937
Nitrate (as N)	0.072	<T	0.020	mg/L		17-AUG-21	R5555937
Nitrite (as N)	<0.001	<W	0.010	mg/L		17-AUG-21	R5555937
Total Kjeldahl Nitrogen	2.25		0.050	mg/L	18-AUG-21	19-AUG-21	R5559502
Orthophosphate-Dissolved (as P)	0.0286		0.0030	mg/L	17-AUG-21	17-AUG-21	R5554665
Sulfate (SO4)	2.30	<T	0.30	mg/L		17-AUG-21	R5555937
Cyanides							
Cyanide, Weak Acid Diss	0.0011	<DL	0.0020	mg/L		18-AUG-21	R5558716
Cyanide, Total	0.0014	<DL	0.0020	mg/L		18-AUG-21	R5558716
Cyanide, Free	0.0009	<DL	0.0020	mg/L		18-AUG-21	R5558716
Organic / Inorganic Carbon							
Dissolved Organic Carbon	35.7		0.50	mg/L	18-AUG-21	23-AUG-21	R5566844
Total Organic Carbon	35.4		0.50	mg/L		20-AUG-21	R5564801
Total Metals							
Aluminum (Al)-Total	0.104		0.0050	mg/L		19-AUG-21	R5562498

* Refer to Referenced Information for Qualifiers (if any) and Methodology.

ALS ENVIRONMENTAL ANALYTICAL REPORT

Sample Details/Parameters	Result	Qualifier*	D.L.	Units	Extracted	Analyzed	Batch
L2626927-7 SW21A_SW_20210810 Sampled By: Client on 10-AUG-21 @ 14:00 Matrix: SW							
Total Metals							
Antimony (Sb)-Total	0.000145	<DL	0.00060	mg/L		19-AUG-21	R5562498
Arsenic (As)-Total	0.00317	<T	0.0010	mg/L		19-AUG-21	R5562498
Barium (Ba)-Total	0.0358		0.010	mg/L		19-AUG-21	R5562498
Beryllium (Be)-Total	0.0000091	<DL	0.0010	mg/L		19-AUG-21	R5562498
Bismuth (Bi)-Total	<0.00001	<W	0.0010	mg/L		19-AUG-21	R5562498
Boron (B)-Total	0.0240	<DL	0.050	mg/L		19-AUG-21	R5562498
Cadmium (Cd)-Total	0.000005	<DL	0.000017	mg/L		19-AUG-21	R5562498
Calcium (Ca)-Total	58.2		0.20	mg/L		19-AUG-21	R5562498
Cesium (Cs)-Total	0.0000150		0.000010	mg/L		19-AUG-21	R5562498
Chromium (Cr)-Total	0.00026	<DL	0.0010	mg/L		19-AUG-21	R5562498
Cobalt (Co)-Total	0.000670	<T	0.00050	mg/L		19-AUG-21	R5562498
Copper (Cu)-Total	0.00032	<DL	0.0010	mg/L		19-AUG-21	R5562498
Iron (Fe)-Total	0.696		0.020	mg/L		19-AUG-21	R5562498
Lead (Pb)-Total	0.00015	<T	0.000050	mg/L		19-AUG-21	R5562498
Lithium (Li)-Total	0.0108	<DL	0.050	mg/L		19-AUG-21	R5562498
Magnesium (Mg)-Total	28.2		0.020	mg/L		19-AUG-21	R5562498
Manganese (Mn)-Total	1.53		0.0010	mg/L		19-AUG-21	R5562498
Mercury (Hg)-Total	<0.000005	<W	0.000030	mg/L		19-AUG-21	R5559102
Molybdenum (Mo)-Total	0.000315	<DL	0.0010	mg/L		19-AUG-21	R5562498
Nickel (Ni)-Total	0.00152	<DL	0.0020	mg/L		19-AUG-21	R5562498
Phosphorus (P)-Total	0.140		0.050	mg/L		19-AUG-21	R5562498
Potassium (K)-Total	2.17		0.50	mg/L		19-AUG-21	R5562498
Rubidium (Rb)-Total	0.00216		0.00020	mg/L		19-AUG-21	R5562498
Selenium (Se)-Total	0.000230	<T	0.000050	mg/L		19-AUG-21	R5562498
Silicon (Si)-Total	7.43		0.10	mg/L		19-AUG-21	R5562498
Silver (Ag)-Total	<0.000001	<W	0.00010	mg/L		19-AUG-21	R5562498
Sodium (Na)-Total	11.2		0.10	mg/L		19-AUG-21	R5562498
Strontium (Sr)-Total	0.177		0.0010	mg/L		19-AUG-21	R5562498
Sulfur (S)-Total	1.4		0.50	mg/L		19-AUG-21	R5562498
Tellurium (Te)-Total	<0.00002	<W	0.0010	mg/L		19-AUG-21	R5562498
Thallium (Tl)-Total	<0.000005	<W	0.00030	mg/L		19-AUG-21	R5562498
Thorium (Th)-Total	0.00002	<DL	0.00010	mg/L		19-AUG-21	R5562498
Tin (Sn)-Total	0.00002	<DL	0.0010	mg/L		19-AUG-21	R5562498
Titanium (Ti)-Total	0.00329		0.0020	mg/L		19-AUG-21	R5562498
Tungsten (W)-Total	<0.00001	<W	0.010	mg/L		19-AUG-21	R5562498
Uranium (U)-Total	0.000692	<DL	0.0050	mg/L		19-AUG-21	R5562498
Vanadium (V)-Total	0.00080	<DL	0.0010	mg/L		19-AUG-21	R5562498
Zinc (Zn)-Total	0.0015	<DL	0.0030	mg/L		19-AUG-21	R5562498
Zirconium (Zr)-Total	0.000182	<DL	0.0010	mg/L		19-AUG-21	R5562498
Dissolved Metals							
Dissolved Metals Filtration Location	FIELD					19-AUG-21	R5561396

* Refer to Referenced Information for Qualifiers (if any) and Methodology.

ALS ENVIRONMENTAL ANALYTICAL REPORT

Sample Details/Parameters	Result	Qualifier*	D.L.	Units	Extracted	Analyzed	Batch
L2626927-7 SW21A_SW_20210810 Sampled By: Client on 10-AUG-21 @ 14:00 Matrix: SW							
Dissolved Metals							
Aluminum (Al)-Dissolved	0.0082	<T	0.0050	mg/L		19-AUG-21	R5561658
Antimony (Sb)-Dissolved	0.000145	<DL	0.00060	mg/L		19-AUG-21	R5561658
Arsenic (As)-Dissolved	0.00312	<T	0.0010	mg/L		19-AUG-21	R5561658
Barium (Ba)-Dissolved	0.0356		0.010	mg/L		19-AUG-21	R5561658
Beryllium (Be)-Dissolved	0.000004	<DL	0.0010	mg/L		19-AUG-21	R5561658
Bismuth (Bi)-Dissolved	<0.000002	<W	0.0010	mg/L		19-AUG-21	R5561658
Boron (B)-Dissolved	0.0250	<DL	0.050	mg/L		19-AUG-21	R5561658
Cadmium (Cd)-Dissolved	0.0000020	<DL	0.000017	mg/L		19-AUG-21	R5561658
Calcium (Ca)-Dissolved	57.4		0.20	mg/L		19-AUG-21	R5561658
Cesium (Cs)-Dissolved	0.0000020	<DL	0.000010	mg/L		19-AUG-21	R5561658
Chromium (Cr)-Dissolved	0.00004	<DL	0.0010	mg/L		19-AUG-21	R5561658
Cobalt (Co)-Dissolved	0.000640	<T	0.00050	mg/L		19-AUG-21	R5561658
Copper (Cu)-Dissolved	0.00020	<DL	0.0010	mg/L		19-AUG-21	R5561658
Iron (Fe)-Dissolved	0.271		0.020	mg/L		19-AUG-21	R5561658
Lead (Pb)-Dissolved	0.00006	<T	0.000050	mg/L		19-AUG-21	R5561658
Lithium (Li)-Dissolved	0.0112	<DL	0.050	mg/L		19-AUG-21	R5561658
Magnesium (Mg)-Dissolved	27.4		0.020	mg/L		19-AUG-21	R5561658
Manganese (Mn)-Dissolved	1.65		0.0010	mg/L		19-AUG-21	R5561658
Mercury (Hg)-Dissolved	<0.000005	<W	0.000030	mg/L		19-AUG-21	R5559099
Molybdenum (Mo)-Dissolved	0.000306	<DL	0.0010	mg/L		19-AUG-21	R5561658
Nickel (Ni)-Dissolved	0.00144	<DL	0.0020	mg/L		19-AUG-21	R5561658
Phosphorus (P)-Dissolved	0.085		0.050	mg/L		19-AUG-21	R5561658
Potassium (K)-Dissolved	2.17		0.50	mg/L		19-AUG-21	R5561658
Rubidium (Rb)-Dissolved	0.00199		0.00020	mg/L		19-AUG-21	R5561658
Selenium (Se)-Dissolved	0.000245	<T	0.000050	mg/L		19-AUG-21	R5561658
Silicon (Si)-Dissolved	7.30		0.050	mg/L		19-AUG-21	R5561658
Silver (Ag)-Dissolved	0.0000030	<DL	0.00010	mg/L		19-AUG-21	R5561658
Sodium (Na)-Dissolved	11.1		0.10	mg/L		19-AUG-21	R5561658
Strontium (Sr)-Dissolved	0.174		0.0010	mg/L		19-AUG-21	R5561658
Sulfur (S)-Dissolved	1.2		0.50	mg/L		19-AUG-21	R5561658
Tellurium (Te)-Dissolved	0.00001	<DL	0.0010	mg/L		19-AUG-21	R5561658
Thallium (Tl)-Dissolved	<0.000002	<W	0.00030	mg/L		19-AUG-21	R5561658
Thorium (Th)-Dissolved	<0.00001	<W	0.00010	mg/L		19-AUG-21	R5561658
Tin (Sn)-Dissolved	0.000025	<DL	0.0010	mg/L		19-AUG-21	R5561658
Titanium (Ti)-Dissolved	0.00058	<DL	0.0020	mg/L		19-AUG-21	R5561658
Tungsten (W)-Dissolved	<0.000002	<W	0.010	mg/L		19-AUG-21	R5561658
Uranium (U)-Dissolved	0.000660	<DL	0.0050	mg/L		19-AUG-21	R5561658
Vanadium (V)-Dissolved	0.00052	<DL	0.0010	mg/L		19-AUG-21	R5561658
Zinc (Zn)-Dissolved	0.0050	<T	0.0030	mg/L		19-AUG-21	R5561658
Zirconium (Zr)-Dissolved	0.000192	<DL	0.0010	mg/L		19-AUG-21	R5561658
Aggregate Organics							

* Refer to Referenced Information for Qualifiers (if any) and Methodology.

ALS ENVIRONMENTAL ANALYTICAL REPORT

Sample Details/Parameters	Result	Qualifier*	D.L.	Units	Extracted	Analyzed	Batch
L2626927-7 SW21A_SW_20210810 Sampled By: Client on 10-AUG-21 @ 14:00 Matrix: SW							
Aggregate Organics							
Biochemical Oxygen Demand	3.0		2.0	mg/L		16-AUG-21	R5563500
Chemical Oxygen Demand	111		10	mg/L	18-AUG-21	21-AUG-21	R5563497
Oil and Grease, Total	<0.2	<W	1.0	mg/L	19-AUG-21	19-AUG-21	R5562637
L2626927-8 TB_SW_20210810 Sampled By: Client on 10-AUG-21 @ 10:26 Matrix: SW							
Physical Tests							
Color, True	<2.0		2.0	CU		17-AUG-21	R5554741
Conductivity (EC)	0.2	<DL	1.0	uS/cm		17-AUG-21	R5556077
Hardness (as CaCO3)	<0.51		0.51	mg/L		23-AUG-21	
pH	5.95		0.10	pH		17-AUG-21	R5556077
Total Suspended Solids	<0.5	<W	3.0	mg/L		16-AUG-21	R5555044
Total Dissolved Solids	<2	<W	10	mg/L		16-AUG-21	R5556197
Turbidity	<0.10		0.10	NTU		18-AUG-21	R5556939
Anions and Nutrients							
Acidity (as CaCO3)	<0.2	<W	2.0	mg/L		17-AUG-21	R5556077
Alkalinity, Total (as CaCO3)	0.2	<DL	2.0	mg/L		18-AUG-21	R5558776
Ammonia, Total (as N)	<0.002	<W	0.0050	mg/L		20-AUG-21	R5561922
Chloride (Cl)	<0.10		0.10	mg/L	17-AUG-21	17-AUG-21	R5555937
Fluoride (F)	<0.020		0.020	mg/L	17-AUG-21	17-AUG-21	R5555937
Nitrate (as N)	<0.002	<W	0.020	mg/L		17-AUG-21	R5555937
Nitrite (as N)	<0.001	<W	0.010	mg/L		17-AUG-21	R5555937
Total Kjeldahl Nitrogen	<0.050		0.050	mg/L	18-AUG-21	19-AUG-21	R5559502
Orthophosphate-Dissolved (as P)	<0.0030		0.0030	mg/L	17-AUG-21	17-AUG-21	R5554665
Sulfate (SO4)	<0.05	<W	0.30	mg/L		17-AUG-21	R5555937
Cyanides							
Cyanide, Weak Acid Diss	<0.0001	<W	0.0020	mg/L		18-AUG-21	R5558716
Cyanide, Total	<0.0002	<W	0.0020	mg/L		18-AUG-21	R5558716
Cyanide, Free	<0.0001	<W	0.0020	mg/L		18-AUG-21	R5558716
Organic / Inorganic Carbon							
Dissolved Organic Carbon	<0.50		0.50	mg/L	10-AUG-21	19-AUG-21	R5561261
Total Organic Carbon	0.51		0.50	mg/L		20-AUG-21	R5564801
Total Metals							
Aluminum (Al)-Total	0.0004	<DL	0.0050	mg/L		19-AUG-21	R5562498
Antimony (Sb)-Total	<0.000005	<W	0.00060	mg/L		19-AUG-21	R5562498
Arsenic (As)-Total	<0.00001	<W	0.0010	mg/L		19-AUG-21	R5562498
Barium (Ba)-Total	<0.00001	<W	0.010	mg/L		19-AUG-21	R5562498
Beryllium (Be)-Total	<0.0000001	<W	0.0010	mg/L		19-AUG-21	R5562498
Bismuth (Bi)-Total	<0.00001	<W	0.0010	mg/L		19-AUG-21	R5562498
Boron (B)-Total	<0.0005	<W	0.050	mg/L		19-AUG-21	R5562498
Cadmium (Cd)-Total	<0.000001	<W	0.000017	mg/L		19-AUG-21	R5562498
Calcium (Ca)-Total	<0.002	<W	0.20	mg/L		19-AUG-21	R5562498

* Refer to Referenced Information for Qualifiers (if any) and Methodology.

ALS ENVIRONMENTAL ANALYTICAL REPORT

Sample Details/Parameters	Result	Qualifier*	D.L.	Units	Extracted	Analyzed	Batch
L2626927-8 TB_SW_20210810 Sampled By: Client on 10-AUG-21 @ 10:26 Matrix: SW							
Total Metals							
Cesium (Cs)-Total	<0.0000005	<W	0.000010	mg/L		19-AUG-21	R5562498
Chromium (Cr)-Total	<0.00002	<W	0.0010	mg/L		19-AUG-21	R5562498
Cobalt (Co)-Total	<0.000005	<W	0.00050	mg/L		19-AUG-21	R5562498
Copper (Cu)-Total	<0.00002	<W	0.0010	mg/L		19-AUG-21	R5562498
Iron (Fe)-Total	<0.0005	<W	0.020	mg/L		19-AUG-21	R5562498
Lead (Pb)-Total	<0.00001	<W	0.000050	mg/L		19-AUG-21	R5562498
Lithium (Li)-Total	<0.0002	<W	0.050	mg/L		19-AUG-21	R5562498
Magnesium (Mg)-Total	0.0014	<DL	0.020	mg/L		20-AUG-21	R5565399
Manganese (Mn)-Total	<0.0002	<W	0.0010	mg/L		20-AUG-21	R5565399
Mercury (Hg)-Total	<0.000005	<W	0.000030	mg/L		25-AUG-21	R5569531
Molybdenum (Mo)-Total	<0.000005	<W	0.0010	mg/L		19-AUG-21	R5562498
Nickel (Ni)-Total	<0.00002	<W	0.0020	mg/L		19-AUG-21	R5562498
Phosphorus (P)-Total	0.010	<DL	0.050	mg/L		19-AUG-21	R5562498
Potassium (K)-Total	<0.01	<W	0.50	mg/L		19-AUG-21	R5562498
Rubidium (Rb)-Total	<0.000002	<W	0.00020	mg/L		19-AUG-21	R5562498
Selenium (Se)-Total	<0.000005	<W	0.000050	mg/L		19-AUG-21	R5562498
Silicon (Si)-Total	0.002	<DL	0.10	mg/L		19-AUG-21	R5562498
Silver (Ag)-Total	<0.000001	<W	0.00010	mg/L		19-AUG-21	R5562498
Sodium (Na)-Total	<0.005	<W	0.10	mg/L		19-AUG-21	R5562498
Strontium (Sr)-Total	<0.000005	<W	0.0010	mg/L		19-AUG-21	R5562498
Sulfur (S)-Total	<0.2	<W	0.50	mg/L		19-AUG-21	R5562498
Tellurium (Te)-Total	<0.00002	<W	0.0010	mg/L		19-AUG-21	R5562498
Thallium (Tl)-Total	<0.000005	<W	0.00030	mg/L		19-AUG-21	R5562498
Thorium (Th)-Total	<0.00001	<W	0.00010	mg/L		19-AUG-21	R5562498
Tin (Sn)-Total	<0.00001	<W	0.0010	mg/L		19-AUG-21	R5562498
Titanium (Ti)-Total	<0.00001	<W	0.0020	mg/L		19-AUG-21	R5562498
Tungsten (W)-Total	<0.00001	<W	0.010	mg/L		19-AUG-21	R5562498
Uranium (U)-Total	<0.0000005	<W	0.0050	mg/L		19-AUG-21	R5562498
Vanadium (V)-Total	<0.00005	<W	0.0010	mg/L		19-AUG-21	R5562498
Zinc (Zn)-Total	0.0005	<DL	0.0030	mg/L		19-AUG-21	R5562498
Zirconium (Zr)-Total	<0.000002	<W	0.0010	mg/L		19-AUG-21	R5562498
Dissolved Metals							
Dissolved Metals Filtration Location	FIELD					19-AUG-21	R5561396
Aluminum (Al)-Dissolved	<0.0002	<W	0.0050	mg/L		19-AUG-21	R5561658
Antimony (Sb)-Dissolved	<0.000005	<W	0.00060	mg/L		19-AUG-21	R5561658
Arsenic (As)-Dissolved	<0.0000002	<W	0.0010	mg/L		19-AUG-21	R5561658
Barium (Ba)-Dissolved	<0.000005	<W	0.010	mg/L		19-AUG-21	R5561658
Beryllium (Be)-Dissolved	<0.000002	<W	0.0010	mg/L		19-AUG-21	R5561658
Bismuth (Bi)-Dissolved	<0.000002	<W	0.0010	mg/L		19-AUG-21	R5561658
Boron (B)-Dissolved	0.0005	<DL	0.050	mg/L		19-AUG-21	R5561658
Cadmium (Cd)-Dissolved	<0.0000005	<W	0.000017	mg/L		19-AUG-21	R5561658

* Refer to Referenced Information for Qualifiers (if any) and Methodology.

ALS ENVIRONMENTAL ANALYTICAL REPORT

Sample Details/Parameters	Result	Qualifier*	D.L.	Units	Extracted	Analyzed	Batch
L2626927-8 TB_SW_20210810 Sampled By: Client on 10-AUG-21 @ 10:26 Matrix: SW							
Dissolved Metals							
Calcium (Ca)-Dissolved	<0.002	<W	0.20	mg/L		19-AUG-21	R5561658
Cesium (Cs)-Dissolved	<0.0000005	<W	0.000010	mg/L		19-AUG-21	R5561658
Chromium (Cr)-Dissolved	<0.00001	<W	0.0010	mg/L		19-AUG-21	R5561658
Cobalt (Co)-Dissolved	<0.000002	<W	0.00050	mg/L		19-AUG-21	R5561658
Copper (Cu)-Dissolved	<0.00002	<W	0.0010	mg/L		19-AUG-21	R5561658
Iron (Fe)-Dissolved	<0.0005	<W	0.020	mg/L		19-AUG-21	R5561658
Lead (Pb)-Dissolved	<0.00001	<W	0.000050	mg/L		19-AUG-21	R5561658
Lithium (Li)-Dissolved	<0.0002	<W	0.050	mg/L		19-AUG-21	R5561658
Magnesium (Mg)-Dissolved	<0.0005	<W	0.020	mg/L		19-AUG-21	R5561658
Manganese (Mn)-Dissolved	0.00006	<DL	0.0010	mg/L		19-AUG-21	R5561658
Mercury (Hg)-Dissolved	<0.000005	<W	0.000030	mg/L		19-AUG-21	R5559099
Molybdenum (Mo)-Dissolved	<0.000002	<W	0.0010	mg/L		19-AUG-21	R5561658
Nickel (Ni)-Dissolved	<0.00002	<W	0.0020	mg/L		19-AUG-21	R5561658
Phosphorus (P)-Dissolved	<0.005	<W	0.050	mg/L		19-AUG-21	R5561658
Potassium (K)-Dissolved	<0.01	<W	0.50	mg/L		19-AUG-21	R5561658
Rubidium (Rb)-Dissolved	<0.000002	<W	0.00020	mg/L		19-AUG-21	R5561658
Selenium (Se)-Dissolved	<0.000005	<W	0.000050	mg/L		19-AUG-21	R5561658
Silicon (Si)-Dissolved	<0.005	<W	0.050	mg/L		19-AUG-21	R5561658
Silver (Ag)-Dissolved	<0.0000005	<W	0.00010	mg/L		19-AUG-21	R5561658
Sodium (Na)-Dissolved	0.010	<DL	0.10	mg/L		19-AUG-21	R5561658
Strontium (Sr)-Dissolved	<0.00002	<W	0.0010	mg/L		19-AUG-21	R5561658
Sulfur (S)-Dissolved	<0.2	<W	0.50	mg/L		19-AUG-21	R5561658
Tellurium (Te)-Dissolved	<0.00001	<W	0.0010	mg/L		19-AUG-21	R5561658
Thallium (Tl)-Dissolved	<0.000002	<W	0.00030	mg/L		19-AUG-21	R5561658
Thorium (Th)-Dissolved	<0.00001	<W	0.00010	mg/L		19-AUG-21	R5561658
Tin (Sn)-Dissolved	<0.000005	<W	0.0010	mg/L		19-AUG-21	R5561658
Titanium (Ti)-Dissolved	<0.00002	<W	0.0020	mg/L		19-AUG-21	R5561658
Tungsten (W)-Dissolved	<0.000002	<W	0.010	mg/L		19-AUG-21	R5561658
Uranium (U)-Dissolved	<0.0000005	<W	0.0050	mg/L		19-AUG-21	R5561658
Vanadium (V)-Dissolved	<0.00002	<W	0.0010	mg/L		19-AUG-21	R5561658
Zinc (Zn)-Dissolved	<0.0002	<W	0.0030	mg/L		19-AUG-21	R5561658
Zirconium (Zr)-Dissolved	<0.000002	<W	0.0010	mg/L		19-AUG-21	R5561658
Aggregate Organics							
Biochemical Oxygen Demand	<2.0		2.0	mg/L		16-AUG-21	R5563500
Chemical Oxygen Demand	<10		10	mg/L	18-AUG-21	21-AUG-21	R5563497
Oil and Grease, Total	<0.2	<W	1.0	mg/L	19-AUG-21	19-AUG-21	R5562637

* Refer to Referenced Information for Qualifiers (if any) and Methodology.

Reference Information

QC Samples with Qualifiers & Comments:

QC Type Description	Parameter	Qualifier	Applies to Sample Number(s)
Matrix Spike	Total Kjeldahl Nitrogen	MS-B	L2626927-1, -2, -3
Matrix Spike	Total Organic Carbon	MS-B	L2626927-1, -2, -3, -4, -5, -6, -7, -8

Sample Parameter Qualifier key listed:

Qualifier	Description
<DL	Recorded value = measured amount <LMDL (non-zero)
<T	A Measurable Trace Amount: Interpret With Caution
<W	No Measurable Response (Zero): < Reported Value
MS-B	Matrix Spike recovery could not be accurately calculated due to high analyte background in sample.
PEHR	Parameter Exceeded Recommended Holding Time On Receipt: Proceed With Analysis As Requested.

Test Method References:

ALS Test Code	Matrix	Test Description	Method Reference**
ACY-MISA-TB	Effluent	Acidity (as CaCO3)	APHA 2310 B-POTENTIOMETRIC TITRATION
Aqueous matrices are analyzed by potentiometry. Acidity reported includes acidity caused by hydrolyzable metals present in the sample.			
ALK-MISA-TB	Effluent	Alkalinity, Total (as CaCO3)	APHA 2320 B-Auto-Pot. Titration
This analysis is carried out using procedures adapted from APHA Method 2320 "Alkalinity". Total alkalinity is determined by potentiometric titration to a pH 4.5 endpoint. Bicarbonate, carbonate and hydroxide alkalinity are calculated from phenolphthalein alkalinity and total alkalinity values.			
BOD-TB	Water	Biochemical Oxygen Demand (BOD)	APHA 5210 B- BIOCHEMICAL OXYGEN DEMAND
All forms of biochemical oxygen demand (BOD) are determined by diluting and incubating a sample for a specified time period, and measuring the oxygen depletion using a dissolved oxygen meter. Dissolved BOD (SOLUBLE) is determined by filtering the sample through a glass fibre filter prior to dilution. Carbonaceous BOD (CBOD) is determined by adding a nitrification inhibitor to the diluted sample prior to incubation.			
CL-L-IC-N-TB	Water	Chloride in Water by IC (Low Level)	EPA 300.1 (mod)
Inorganic anions are analyzed by Ion Chromatography with conductivity and/or UV detection.			
CN-FREE-MISA-CFA-WT	Effluent	Free Cyanide by Continuous Flow Analyzer	ASTM D7237-10 (modified)
This analysis is carried out using procedures adapted from ASTM Method 7237 "Free Cyanide with Flow Injection Analysis (FIA) Utilizing Gas Diffusion Separation and Amperometric Detection". Free cyanide is determined by in-line gas diffusion at pH 6 with final determination by colourimetric analysis.			
CN-T-MISA-CFA-WT	Effluent	Total Cyanide by CFA	ISO 14403-2:2012 (modified)
This analysis is carried out using procedures adapted from ISO Method 14403:2002 "Determination of Total Cyanide using Flow Analysis (FIA and CFA)". Total or strong acid dissociable (SAD) cyanide is determined by in-line UV digestion along with sample distillation and final determination by colourimetric analysis. Method Limitation: This method is susceptible to interference from thiocyanate (SCN). If SCN is present in the sample, there could be a positive interference with this method, but it would be less than 1% and could be as low as zero.			
CN-WAD-MISA-CFA-WT	Effluent	Weak Acid Dissociable Cyanide by CFA	APHA 4500-CN CYANIDE (modified)
This analysis is carried out using procedures adapted from APHA Method 4500-CN I. "Weak Acid Dissociable Cyanide". Weak Acid Dissociable (WAD) cyanide is determined by in-line sample distillation with final determination by colourimetric analysis.			
COD-TB	Water	Chemical Oxygen Demand	APHA 5220D
This analysis is carried out using procedures adapted from APHA Method 5220 "Chemical Oxygen Demand (COD)". Chemical oxygen demand is determined using the closed reflux colourimetric method.			
COLOUR-TB	Water	Colour, True	APHA 2120 C
True Colour in aqueous matrices is analyzed using colourimetric detection. This is determined by filtering a sample through a 0.45 micron membrane filter followed by analysis of the filtrate using a platinum-cobalt standard.			
DO-CLIENT-TB	Water	Dissolved Oxygen, Client Supplied	Result supplied by Client
DOC-WT	Effluent	Dissolved Organic Carbon for MISA	APHA 5310 B-Instrumental
EC-MISA-TB	Effluent	Conductivity (EC)	APHA 2510 B-ELECTRODE
This analysis is carried out using procedures adapted from APHA Method 2510 "Conductivity". Conductivity is determined using a conductivity electrode.			
F-IC-N-TB	Water	Fluoride in Water by IC	EPA 300.1 (mod)

Reference Information

Inorganic anions are analyzed by Ion Chromatography with conductivity and/or UV detection.

HARDNESS-CALC-TB	Effluent	Hardness (as CaCO3)	CALCULATION
HG-DIS-WT	Effluent	Mercury (Hg)-Dissolved for MISA	SW846 7470A
HG-TOT-WT	Effluent	Mercury (Hg)-Total for MISA	SW846 7470A
MET-D-MISA-TB	Effluent	Dissolved Metals in Water (MISA)	APHA 3030B/6020B (mod)

Water samples are filtered (0.45 um), preserved with nitric acid, and analyzed by CRC ICPMS.

Method Limitation (re: Sulfur): Sulfide and volatile sulfur species may not be recovered by this method.

MET-T-MISA-TB	Effluent	Total Metals in Water (MISA)	EPA 200.2/6020B (mod)

Water samples are digested with nitric and hydrochloric acids, and analyzed by CRC ICPMS.

Method Limitation (re: Sulfur): Sulfide and volatile sulfur species may not be recovered by this method.

NH3-MISA-F-TB	Effluent	Ammonia by Discrete Analyzer	catnr 157/158 062217/99321057 (modified)

Ammonia is determined by Flow-injection analysis with fluorescence detection

NH3-UNION-CALC-TB	Effluent	Un-ionized ammonia	Calculation
NO2-MISA-IC-TB	Effluent	Nitrite in Water by IC	EPA 300.1 (mod)

Anions in aqueous matrices are analyzed using ion chromatography with conductivity and/or UV absorbance detectors.

NO3-MISA-IC-TB	Effluent	Nitrate in Water by IC	EPA 300.1 (mod)

Anions in aqueous matrices are analyzed using ion chromatography with conductivity and/or UV absorbance detectors.

OGG-TOT-WT	Effluent	Oil and Grease, Total for MISA	APHA 5520 B-Hexane Gravimetric
PH-CLIENT-TB	Water	pH	Result supplied by Client
PH-MISA-TB	Effluent	pH	APHA 4500-H-ELECTRODE

This analysis is carried out using procedures adapted from APHA Method 4500-H "pH Value". The pH is determined in the laboratory using a pH electrode

PO4-DO-COL-TB	Water	Dissolved Orthophosphate	APHA 4500-P B, F, G (modified)

Phosphorus in aqueous matrices is analyzed using discrete Analyzer with colourimetric detection.

SO4-MISA-IC-TB	Effluent	Sulfate in Water by IC	EPA 300.1 (mod)

Anions in aqueous matrices are analyzed using ion chromatography with conductivity and/or UV absorbance detectors.

TDS-MISA-TB	Effluent	Total Dissolved Solids	APHA 2540 C (modified)

Aqueous matrices are analyzed using gravimetry and evaporation

TEMP-CLIENT-TB	Water	Temperature	Result supplied by Client
TKN-F-TB	Water	TKN in Water by Fluorescence	catnr 157/158, 062818/99334821

Total Kjeldahl Nitrogen is determined using block digestion followed by Flow-injection analysis with fluorescence detection

TOC-WT	Water	Total Organic Carbon	APHA 5310B

Sample is injected into a heated reaction chamber which is packed with an oxidative catalyst. The water is vaporized and the organic cabon is oxidized to carbon dioxide. The carbon dioxide is transported in a carrier gas and is measured by a non-dispersive infrared detector.

TSS-MISA-TB	Effluent	Total Suspended Solids	APHA 2540 D (modified)

Aqueous matrices are analyzed using gravimetry

TURBIDITY-TB	Water	Turbidity	APHA 2130 B-Nephelometer

Reference Information

Aqueous matrices are analyzed using nephelometry with the light scatter measured at a 90” angle.

** ALS test methods may incorporate modifications from specified reference methods to improve performance.

The last two letters of the above test code(s) indicate the laboratory that performed analytical analysis for that test. Refer to the list below:

Laboratory Definition Code	Laboratory Location
TB	ALS ENVIRONMENTAL - THUNDER BAY, ONTARIO, CANADA
WT	ALS ENVIRONMENTAL - WATERLOO, ONTARIO, CANADA

Chain of Custody Numbers:

GLOSSARY OF REPORT TERMS

Surrogates are compounds that are similar in behaviour to target analyte(s), but that do not normally occur in environmental samples. For applicable tests, surrogates are added to samples prior to analysis as a check on recovery. In reports that display the D.L. column, laboratory objectives for surrogates are listed there.
mg/kg - milligrams per kilogram based on dry weight of sample
mg/kg wwt - milligrams per kilogram based on wet weight of sample
mg/kg lwt - milligrams per kilogram based on lipid weight of sample
mg/L - unit of concentration based on volume, parts per million.
< - Less than.
D.L. - The reporting limit.
N/A - Result not available. Refer to qualifier code and definition for explanation.

Test results reported relate only to the samples as received by the laboratory.
UNLESS OTHERWISE STATED, ALL SAMPLES WERE RECEIVED IN ACCEPTABLE CONDITION.
Analytical results in unsigned test reports with the DRAFT watermark are subject to change, pending final QC review.

Quality Control Report

Workorder: L2626927 Report Date: 30-AUG-21

Client: New Gold Inc. Rainy River Project
24 Marr Rd
Barwick ON P0W 1A0
Contact: Garnet Cornell

Test	Matrix	Reference	Result	Qualifier	Units	RPD	Limit	Analyzed
BOD-TB	**Water**							
Batch R5563500								
WG3597662-6 LCS								
Biochemical Oxygen Demand			89.2		%		85-115	16-AUG-21
WG3597662-5 MB								
Biochemical Oxygen Demand			<2.0		mg/L		2	16-AUG-21
CL-L-IC-N-TB	**Water**							
Batch R5555937								
WG3598654-3 DUP		**L2626927-1**						
Chloride (Cl)		1.48	1.48		mg/L	0.3	20	17-AUG-21
WG3598654-2 LCS								
Chloride (Cl)			98.5		%		90-110	17-AUG-21
WG3598654-1 MB								
Chloride (Cl)			<0.10		mg/L		0.1	17-AUG-21
WG3598654-4 MS		**L2626927-2**						
Chloride (Cl)			101.8		%		75-125	17-AUG-21
Batch R5561180								
WG3600395-2 LCS								
Chloride (Cl)			98.7		%		90-110	19-AUG-21
WG3600395-1 MB								
Chloride (Cl)			<0.10		mg/L		0.1	19-AUG-21
WG3600395-4 MS		**L2627981-1**						
Chloride (Cl)			96.3		%		75-125	19-AUG-21
COD-TB	**Water**							
Batch R5562457								
WG3599459-3 DUP		**L2621937-2**						
Chemical Oxygen Demand		35	35		mg/L	1.2	20	20-AUG-21
WG3599459-2 LCS								
Chemical Oxygen Demand			111.5		%		85-115	20-AUG-21
WG3599459-1 MB								
Chemical Oxygen Demand			<10		mg/L		10	20-AUG-21
WG3599459-4 MS		**L2626858-2**						
Chemical Oxygen Demand			109.1		%		75-125	20-AUG-21
Batch R5563497								
WG3599464-3 DUP		**L2626927-5**						
Chemical Oxygen Demand		30	32		mg/L	7.8	20	21-AUG-21
WG3599464-2 LCS								
Chemical Oxygen Demand			109.2		%		85-115	21-AUG-21
WG3599464-1 MB								
							10	

Quality Control Report

Client: New Gold Inc. Rainy River Project
24 Marr Rd
Barwick ON P0W 1A0
Contact: Garnet Cornell

Test	Matrix	Reference	Result	Qualifier	Units	RPD	Limit	Analyzed
COD-TB	**Water**							
Batch R5563497								
WG3599464-1 MB								
Chemical Oxygen Demand			<10		mg/L		10	21-AUG-21
WG3599464-4 MS		**L2626927-6**						
Chemical Oxygen Demand			103.9		%		75-125	21-AUG-21
COLOUR-TB	**Water**							
Batch R5554741								
WG3598633-3 DUP		**L2626927-1**						
Color, True		<2.0	<2.0	RPD-NA	CU	N/A	20	17-AUG-21
WG3598633-2 LCS								
Color, True			103.7		%		85-115	17-AUG-21
WG3598633-1 MB								
Color, True			<2.0		CU		2	17-AUG-21
F-IC-N-TB	**Water**							
Batch R5555937								
WG3598654-3 DUP		**L2626927-1**						
Fluoride (F)		<0.020	<0.020	RPD-NA	mg/L	N/A	20	17-AUG-21
WG3598654-2 LCS								
Fluoride (F)			95.8		%		90-110	17-AUG-21
WG3598654-1 MB								
Fluoride (F)			<0.020		mg/L		0.02	17-AUG-21
WG3598654-4 MS		**L2626927-2**						
Fluoride (F)			98.9		%		75-125	17-AUG-21
PO4-DO-COL-TB	**Water**							
Batch R5554665								
WG3598648-3 DUP		**L2626927-1**						
Orthophosphate-Dissolved (as P)		<0.0030	<0.0030	RPD-NA	mg/L	N/A	20	17-AUG-21
WG3598648-2 LCS								
Orthophosphate-Dissolved (as P)			101.0		%		80-120	17-AUG-21
WG3598648-1 MB								
Orthophosphate-Dissolved (as P)			<0.0030		mg/L		0.003	17-AUG-21
WG3598648-4 MS		**L2626927-2**						
Orthophosphate-Dissolved (as P)			97.2		%		70-130	17-AUG-21
TKN-F-TB	**Water**							
Batch R5559502								
WG3599445-2 LCS								
Total Kjeldahl Nitrogen			101.6		%		75-125	19-AUG-21
WG3599447-2 LCS								

Quality Control Report

Client: New Gold Inc. Rainy River Project
24 Marr Rd
Barwick ON P0W 1A0
Contact: Garnet Cornell

Test	Matrix	Reference	Result	Qualifier	Units	RPD	Limit	Analyzed
TKN-F-TB	**Water**							
Batch R5559502								
WG3599447-2 LCS								
Total Kjeldahl Nitrogen			111.7		%		75-125	19-AUG-21
WG3599445-1 MB								
Total Kjeldahl Nitrogen			<0.050		mg/L		0.05	19-AUG-21
WG3599447-1 MB								
Total Kjeldahl Nitrogen			<0.050		mg/L		0.05	19-AUG-21
WG3599445-4 MS		**L2626860-1**						
Total Kjeldahl Nitrogen			N/A	MS-B	%		-	19-AUG-21
WG3599447-4 MS		**L2626927-5**						
Total Kjeldahl Nitrogen			116.2		%		70-130	19-AUG-21
Batch R5569512								
WG3599447-3 DUP		**L2626927-4**						
Total Kjeldahl Nitrogen		1.09	1.20		mg/L	9.6	20	25-AUG-21
WG3601971-3 DUP		**L2627959-4**						
Total Kjeldahl Nitrogen		<0.050	<0.050	RPD-NA	mg/L	N/A	20	25-AUG-21
WG3601971-2 LCS								
Total Kjeldahl Nitrogen			96.3		%		75-125	25-AUG-21
WG3601971-1 MB								
Total Kjeldahl Nitrogen			<0.050		mg/L		0.05	25-AUG-21
WG3601971-4 MS		**L2627959-4**						
Total Kjeldahl Nitrogen			115.9		%		70-130	25-AUG-21
TOC-WT	**Water**							
Batch R5564801								
WG3601055-3 DUP		**L2626443-3**						
Total Organic Carbon		19.1	19.6		mg/L	2.5	20	20-AUG-21
WG3601055-2 LCS								
Total Organic Carbon			98.9		%		80-120	20-AUG-21
WG3601055-1 MB								
Total Organic Carbon			<0.50		mg/L		0.5	20-AUG-21
WG3601055-4 MS		**L2626443-3**						
Total Organic Carbon			N/A	MS-B	%		-	20-AUG-21
TURBIDITY-TB	**Water**							
Batch R5556939								
WG3599557-3 DUP		**L2627368-2**						
Turbidity		2.42	2.38		NTU	1.7	15	18-AUG-21
WG3599557-2 LCS								
Turbidity			101.0		%		85-115	18-AUG-21
WG3599557-1 MB								

Quality Control Report

Client: New Gold Inc. Rainy River Project
24 Marr Rd
Barwick ON P0W 1A0
Contact: Garnet Cornell

Test	Matrix	Reference	Result	Qualifier	Units	RPD	Limit	Analyzed
TURBIDITY-TB	**Water**							
Batch R5556939								
WG3599557-1 MB								
Turbidity			<0.10		NTU		0.1	18-AUG-21
ACY-MISA-TB	**Effluent**							
Batch R5556077								
WG3598584-3 DUP		**L2626927-1**						
Acidity (as CaCO3)		2.2	2.2		mg/L	1.8	20	17-AUG-21
WG3598584-2 LCS								
Acidity (as CaCO3)			100.4		%		85-115	17-AUG-21
WG3598584-1 MB								
Acidity (as CaCO3)			1.2		mg/L		4	17-AUG-21
ALK-MISA-TB	**Effluent**							
Batch R5558776								
WG3598607-3 DUP		**L2626927-1**						
Alkalinity, Total (as CaCO3)		<0.2	<0.2	RPD-NA	mg/L	N/A	20	18-AUG-21
Alkalinity, Phenolphthalein		<0.2	<0.2	RPD-NA	mg/L	N/A	25	18-AUG-21
WG3598607-2 LCS								
Alkalinity, Total (as CaCO3)			102.7		%		85-115	18-AUG-21
WG3598607-1 MB								
Alkalinity, Total (as CaCO3)			<0.2		mg/L		2	18-AUG-21
Alkalinity, Phenolphthalein			<0.2		mg/L		2	18-AUG-21
CN-FREE-MISA-CFA-WT	**Effluent**							
Batch R5558716								
WG3599954-3 DUP		**L2626927-3**						
Cyanide, Free		0.0010	0.0009	RPD-NA	mg/L	N/A	20	18-AUG-21
WG3599954-2 LCS								
Cyanide, Free			94.5		%		80-120	18-AUG-21
WG3599954-1 MB								
Cyanide, Free			0.0001		mg/L		0.002	18-AUG-21
WG3599954-4 MS		**L2626927-3**						
Cyanide, Free			102.5		%		75-125	18-AUG-21
CN-T-MISA-CFA-WT	**Effluent**							
Batch R5558716								
WG3599954-3 DUP		**L2626927-3**						
Cyanide, Total		0.0014	0.0006	RPD-NA	mg/L	N/A	20	18-AUG-21
WG3599954-2 LCS								
Cyanide, Total			96.6		%		80-120	18-AUG-21

Quality Control Report

Client: New Gold Inc. Rainy River Project
24 Marr Rd
Barwick ON P0W 1A0
Contact: Garnet Cornell

Test	Matrix	Reference	Result	Qualifier	Units	RPD	Limit	Analyzed
CN-T-MISA-CFA-WT	**Effluent**							
Batch R5558716								
WG3599954-1 MB								
Cyanide, Total			<0.0002		mg/L		0.002	18-AUG-21
WG3599954-4 MS		**L2626927-3**						
Cyanide, Total			87.9		%		75-125	18-AUG-21
CN-WAD-MISA-CFA-WT	**Effluent**							
Batch R5558716								
WG3599954-3 DUP		**L2626927-3**						
Cyanide, Weak Acid Diss		0.0005	0.0002	RPD-NA	mg/L	N/A	20	18-AUG-21
WG3599954-2 LCS								
Cyanide, Weak Acid Diss			86.0		%		80-120	18-AUG-21
WG3599954-1 MB								
Cyanide, Weak Acid Diss			<0.0001		mg/L		0.002	18-AUG-21
WG3599954-4 MS		**L2626927-3**						
Cyanide, Weak Acid Diss			92.8		%		75-125	18-AUG-21
DOC-WT	**Effluent**							
Batch R5561261								
WG3599907-3 DUP		**WG3599907-5**						
Dissolved Organic Carbon		<0.50	<0.50	RPD-NA	mg/L	N/A	25	19-AUG-21
WG3599907-2 LCS								
Dissolved Organic Carbon			101.1		%		70-130	19-AUG-21
WG3599907-1 MB								
Dissolved Organic Carbon			<0.50		mg/L		0.5	19-AUG-21
Batch R5566844								
WG3601623-3 DUP		**WG3601623-5**						
Dissolved Organic Carbon		5.90	5.82		mg/L	1.4	25	23-AUG-21
WG3601623-2 LCS								
Dissolved Organic Carbon			100.2		%		70-130	23-AUG-21
WG3601623-1 MB								
Dissolved Organic Carbon			<0.50		mg/L		0.5	23-AUG-21
EC-MISA-TB	**Effluent**							
Batch R5556077								
WG3598584-3 DUP		**L2626927-1**						
Conductivity (EC)		15.8	15.4		uS/cm	2.1	10	17-AUG-21
WG3598584-2 LCS								
Conductivity (EC)			99.8		%		90-110	17-AUG-21
WG3598584-1 MB								
Conductivity (EC)			0.6		uS/cm		2	17-AUG-21

Quality Control Report

Client: New Gold Inc. Rainy River Project
24 Marr Rd
Barwick ON P0W 1A0
Contact: Garnet Cornell

Test	Matrix	Reference	Result	Qualifier	Units	RPD	Limit	Analyzed
HG-DIS-WT	**Effluent**							
Batch R5559099								
WG3599736-3 DUP		**L2626922-1**						
Mercury (Hg)-Dissolved		<0.000005	<0.000005	RPD-NA	mg/L	N/A	20	19-AUG-21
WG3599736-2 LCS								
Mercury (Hg)-Dissolved			101.0		%		80-120	19-AUG-21
WG3599736-1 MB								
Mercury (Hg)-Dissolved			<0.000005		mg/L		0.00003	19-AUG-21
WG3599736-4 MS		**L2626922-2**						
Mercury (Hg)-Dissolved			90.4		%		70-130	19-AUG-21
HG-TOT-WT	**Effluent**							
Batch R5559102								
WG3599741-3 DUP		**L2626922-1**						
Mercury (Hg)-Total		<0.000005	<0.000005	RPD-NA	mg/L	N/A	20	19-AUG-21
WG3599741-2 LCS								
Mercury (Hg)-Total			99.8		%		80-120	19-AUG-21
WG3599741-1 MB								
Mercury (Hg)-Total			<0.000005		mg/L		0.00003	19-AUG-21
WG3599741-4 MS		**L2626922-2**						
Mercury (Hg)-Total			95.0		%		70-130	19-AUG-21
Batch R5569531								
WG3604176-3 DUP		**L2626927-8**						
Mercury (Hg)-Total		<0.000005	<0.000005	RPD-NA	mg/L	N/A	20	25-AUG-21
WG3604176-2 LCS								
Mercury (Hg)-Total			106.0		%		80-120	25-AUG-21
WG3604176-1 MB								
Mercury (Hg)-Total			<0.000005		mg/L		0.00003	25-AUG-21
WG3604176-4 MS		**L2628855-1**						
Mercury (Hg)-Total			109.7		%		70-130	25-AUG-21
MET-D-MISA-TB	**Effluent**							
Batch R5561658								
WG3600675-2 LCS								
Aluminum (Al)-Dissolved			99.9		%		80-120	19-AUG-21
Antimony (Sb)-Dissolved			98.7		%		80-120	19-AUG-21
Arsenic (As)-Dissolved			101.3		%		80-120	19-AUG-21
Barium (Ba)-Dissolved			103.0		%		80-120	19-AUG-21
Beryllium (Be)-Dissolved			103.9		%		80-120	19-AUG-21
Bismuth (Bi)-Dissolved			100.2		%		80-120	19-AUG-21
Boron (B)-Dissolved			88.2		%		80-120	19-AUG-21

Quality Control Report

Client: New Gold Inc. Rainy River Project
24 Marr Rd
Barwick ON P0W 1A0
Contact: Garnet Cornell

Test	Matrix	Reference	Result	Qualifier	Units	RPD	Limit	Analyzed
MET-D-MISA-TB	**Effluent**							
Batch	**R5561658**							
WG3600675-2	**LCS**							
Cadmium (Cd)-Dissolved			101.1		%		80-120	19-AUG-21
Calcium (Ca)-Dissolved			97.4		%		80-120	19-AUG-21
Cesium (Cs)-Dissolved			102.5		%		80-120	19-AUG-21
Chromium (Cr)-Dissolved			99.8		%		80-120	19-AUG-21
Cobalt (Co)-Dissolved			102.4		%		80-120	19-AUG-21
Copper (Cu)-Dissolved			103.8		%		80-120	19-AUG-21
Iron (Fe)-Dissolved			106.0		%		80-120	19-AUG-21
Lead (Pb)-Dissolved			99.8		%		80-120	19-AUG-21
Lithium (Li)-Dissolved			104.0		%		80-120	19-AUG-21
Magnesium (Mg)-Dissolved			93.9		%		80-120	19-AUG-21
Manganese (Mn)-Dissolved			99.7		%		80-120	19-AUG-21
Molybdenum (Mo)-Dissolved			98.9		%		80-120	19-AUG-21
Nickel (Ni)-Dissolved			97.4		%		80-120	19-AUG-21
Phosphorus (P)-Dissolved			103.7		%		70-130	19-AUG-21
Potassium (K)-Dissolved			104.1		%		80-120	19-AUG-21
Rubidium (Rb)-Dissolved			101.6		%		80-120	19-AUG-21
Selenium (Se)-Dissolved			102.4		%		80-120	19-AUG-21
Silicon (Si)-Dissolved			104.2		%		60-140	19-AUG-21
Silver (Ag)-Dissolved			103.9		%		80-120	19-AUG-21
Sodium (Na)-Dissolved			100.2		%		80-120	19-AUG-21
Strontium (Sr)-Dissolved			102.6		%		80-120	19-AUG-21
Sulfur (S)-Dissolved			92.6		%		80-120	19-AUG-21
Tellurium (Te)-Dissolved			93.0		%		80-120	19-AUG-21
Thallium (Tl)-Dissolved			99.0		%		80-120	19-AUG-21
Thorium (Th)-Dissolved			106.9		%		80-120	19-AUG-21
Tin (Sn)-Dissolved			99.3		%		80-120	19-AUG-21
Titanium (Ti)-Dissolved			98.2		%		80-120	19-AUG-21
Tungsten (W)-Dissolved			98.4		%		80-120	19-AUG-21
Uranium (U)-Dissolved			103.0		%		80-120	19-AUG-21
Vanadium (V)-Dissolved			100.0		%		80-120	19-AUG-21
Zinc (Zn)-Dissolved			98.3		%		80-120	19-AUG-21
Zirconium (Zr)-Dissolved			98.2		%		80-120	19-AUG-21
WG3600675-1	**MB**							
Aluminum (Al)-Dissolved			0.0006		mg/L		0.005	19-AUG-21

Quality Control Report

Client: New Gold Inc. Rainy River Project
24 Marr Rd
Barwick ON P0W 1A0
Contact: Garnet Cornell

Test	Matrix	Reference	Result	Qualifier	Units	RPD	Limit	Analyzed
MET-D-MISA-TB	**Effluent**							
Batch R5561658								
WG3600675-1 MB								
Antimony (Sb)-Dissolved			<0.000005		mg/L		0.0006	19-AUG-21
Arsenic (As)-Dissolved			<0.0000002		mg/L		0.001	19-AUG-21
Barium (Ba)-Dissolved			0.000005		mg/L		0.01	19-AUG-21
Beryllium (Be)-Dissolved			<0.000002		mg/L		0.001	19-AUG-21
Bismuth (Bi)-Dissolved			<0.000002		mg/L		0.001	19-AUG-21
Boron (B)-Dissolved			0.0005		mg/L		0.05	19-AUG-21
Cadmium (Cd)-Dissolved			0.0000010		mg/L		0.000017	19-AUG-21
Calcium (Ca)-Dissolved			0.018		mg/L		0.2	19-AUG-21
Cesium (Cs)-Dissolved			<0.0000005		mg/L		0.00001	19-AUG-21
Chromium (Cr)-Dissolved			<0.00001		mg/L		0.001	19-AUG-21
Cobalt (Co)-Dissolved			<0.000002		mg/L		0.0005	19-AUG-21
Copper (Cu)-Dissolved			<0.00002		mg/L		0.001	19-AUG-21
Iron (Fe)-Dissolved			<0.0005		mg/L		0.02	19-AUG-21
Lead (Pb)-Dissolved			<0.00001		mg/L		0.00005	19-AUG-21
Lithium (Li)-Dissolved			<0.0002		mg/L		0.05	19-AUG-21
Magnesium (Mg)-Dissolved			0.0020		mg/L		0.02	19-AUG-21
Manganese (Mn)-Dissolved			<0.00002		mg/L		0.001	19-AUG-21
Molybdenum (Mo)-Dissolved			<0.000002		mg/L		0.001	19-AUG-21
Nickel (Ni)-Dissolved			<0.00002		mg/L		0.002	19-AUG-21
Phosphorus (P)-Dissolved			<0.005		mg/L		0.05	19-AUG-21
Potassium (K)-Dissolved			<0.01		mg/L		0.5	19-AUG-21
Rubidium (Rb)-Dissolved			0.000006		mg/L		0.0002	19-AUG-21
Selenium (Se)-Dissolved			0.000010		mg/L		0.00005	19-AUG-21
Silicon (Si)-Dissolved			<0.005		mg/L		0.05	19-AUG-21
Silver (Ag)-Dissolved			<0.0000005		mg/L		0.0001	19-AUG-21
Sodium (Na)-Dissolved			<0.005		mg/L		0.1	19-AUG-21
Strontium (Sr)-Dissolved			<0.00002		mg/L		0.001	19-AUG-21
Sulfur (S)-Dissolved			<0.2		mg/L		0.5	19-AUG-21
Tellurium (Te)-Dissolved			<0.00001		mg/L		0.001	19-AUG-21
Thallium (Tl)-Dissolved			<0.000002		mg/L		0.0003	19-AUG-21
Thorium (Th)-Dissolved			<0.00001		mg/L		0.0001	19-AUG-21
Tin (Sn)-Dissolved			<0.000005		mg/L		0.001	19-AUG-21
Titanium (Ti)-Dissolved			<0.00002		mg/L		0.002	19-AUG-21

Quality Control Report

Client: New Gold Inc. Rainy River Project
24 Marr Rd
Barwick ON P0W 1A0
Contact: Garnet Cornell

Test	Matrix	Reference	Result	Qualifier	Units	RPD	Limit	Analyzed
MET-D-MISA-TB	**Effluent**							
Batch **R5561658**								
WG3600675-1 MB								
Tungsten (W)-Dissolved			<0.000002		mg/L		0.01	19-AUG-21
Uranium (U)-Dissolved			<0.0000005		mg/L		0.005	19-AUG-21
Vanadium (V)-Dissolved			0.00002		mg/L		0.001	19-AUG-21
Zinc (Zn)-Dissolved			0.0002		mg/L		0.003	19-AUG-21
Zirconium (Zr)-Dissolved			<0.000002		mg/L		0.001	19-AUG-21
Batch **R5565721**								
WG3602516-2 LCS								
Magnesium (Mg)-Dissolved			96.6		%		80-120	20-AUG-21
Sodium (Na)-Dissolved			94.8		%		80-120	20-AUG-21
WG3602516-1 MB								
Magnesium (Mg)-Dissolved			0.0055		mg/L		0.02	20-AUG-21
Sodium (Na)-Dissolved			0.055		mg/L		0.1	20-AUG-21
MET-T-MISA-TB	**Effluent**							
Batch **R5562498**								
WG3598521-10 LCS								
Aluminum (Al)-Total			102.7		%		80-120	19-AUG-21
Antimony (Sb)-Total			101.7		%		80-120	19-AUG-21
Arsenic (As)-Total			104.7		%		80-120	19-AUG-21
Barium (Ba)-Total			104.1		%		80-120	19-AUG-21
Beryllium (Be)-Total			104.7		%		80-120	19-AUG-21
Bismuth (Bi)-Total			103.3		%		80-120	19-AUG-21
Boron (B)-Total			92.4		%		80-120	19-AUG-21
Cadmium (Cd)-Total			103.3		%		80-120	19-AUG-21
Calcium (Ca)-Total			102.0		%		80-120	19-AUG-21
Cesium (Cs)-Total			106.8		%		80-120	19-AUG-21
Chromium (Cr)-Total			101.0		%		80-120	19-AUG-21
Cobalt (Co)-Total			104.4		%		80-120	19-AUG-21
Copper (Cu)-Total			102.1		%		80-120	19-AUG-21
Iron (Fe)-Total			110.7		%		80-120	19-AUG-21
Lead (Pb)-Total			102.6		%		80-120	19-AUG-21
Lithium (Li)-Total			105.3		%		80-120	19-AUG-21
Magnesium (Mg)-Total			99.0		%		80-120	19-AUG-21
Manganese (Mn)-Total			102.5		%		80-120	19-AUG-21
Molybdenum (Mo)-Total			100.6		%		80-120	19-AUG-21

Quality Control Report

Client: New Gold Inc. Rainy River Project
24 Marr Rd
Barwick ON P0W 1A0
Contact: Garnet Cornell

Test	Matrix	Reference	Result	Qualifier	Units	RPD	Limit	Analyzed
MET-T-MISA-TB	**Effluent**							
Batch R5562498								
WG3598521-10 LCS								
Nickel (Ni)-Total			101.2		%		80-120	19-AUG-21
Phosphorus (P)-Total			107.1		%		80-120	19-AUG-21
Potassium (K)-Total			106.0		%		80-120	19-AUG-21
Rubidium (Rb)-Total			108.1		%		80-120	19-AUG-21
Selenium (Se)-Total			106.9		%		80-120	19-AUG-21
Silicon (Si)-Total			109.2		%		80-120	19-AUG-21
Silver (Ag)-Total			106.5		%		80-120	19-AUG-21
Sodium (Na)-Total			104.7		%		80-120	19-AUG-21
Strontium (Sr)-Total			105.2		%		80-120	19-AUG-21
Sulfur (S)-Total			98.7		%		80-120	19-AUG-21
Tellurium (Te)-Total			100.9		%		80-120	19-AUG-21
Thallium (Tl)-Total			101.7		%		80-120	19-AUG-21
Thorium (Th)-Total			109.6		%		80-120	19-AUG-21
Tin (Sn)-Total			101.9		%		80-120	19-AUG-21
Titanium (Ti)-Total			100.0		%		80-120	19-AUG-21
Tungsten (W)-Total			103.4		%		80-120	19-AUG-21
Uranium (U)-Total			106.4		%		80-120	19-AUG-21
Vanadium (V)-Total			104.4		%		80-120	19-AUG-21
Zinc (Zn)-Total			100.3		%		80-120	19-AUG-21
Zirconium (Zr)-Total			102.1		%		80-120	19-AUG-21
WG3598521-9 MB								
Aluminum (Al)-Total			0.0016		mg/L		0.005	19-AUG-21
Antimony (Sb)-Total			0.000005		mg/L		0.0006	19-AUG-21
Arsenic (As)-Total			0.00002		mg/L		0.001	19-AUG-21
Barium (Ba)-Total			<0.00001		mg/L		0.01	19-AUG-21
Beryllium (Be)-Total			<0.0000001		mg/L		0.001	19-AUG-21
Bismuth (Bi)-Total			<0.00001		mg/L		0.001	19-AUG-21
Boron (B)-Total			0.0015		mg/L		0.05	19-AUG-21
Cadmium (Cd)-Total			0.000001		mg/L		0.000017	19-AUG-21
Calcium (Ca)-Total			0.044		mg/L		0.2	19-AUG-21
Cesium (Cs)-Total			<0.0000005		mg/L		0.00001	19-AUG-21
Chromium (Cr)-Total			<0.00002		mg/L		0.001	19-AUG-21
Cobalt (Co)-Total			<0.000005		mg/L		0.0005	19-AUG-21
Copper (Cu)-Total			<0.00002		mg/L		0.001	19-AUG-21

Quality Control Report

Client: New Gold Inc. Rainy River Project
24 Marr Rd
Barwick ON P0W 1A0
Contact: Garnet Cornell

Test	Matrix	Reference	Result	Qualifier	Units	RPD	Limit	Analyzed
MET-T-MISA-TB	**Effluent**							
Batch R5562498								
WG3598521-9 MB								
Iron (Fe)-Total			<0.0005		mg/L		0.02	19-AUG-21
Lead (Pb)-Total			<0.00001		mg/L		0.00005	19-AUG-21
Lithium (Li)-Total			<0.0002		mg/L		0.05	19-AUG-21
Magnesium (Mg)-Total			0.0032		mg/L		0.02	19-AUG-21
Manganese (Mn)-Total			<0.0002		mg/L		0.001	19-AUG-21
Molybdenum (Mo)-Total			<0.000005		mg/L		0.001	19-AUG-21
Nickel (Ni)-Total			<0.00002		mg/L		0.002	19-AUG-21
Phosphorus (P)-Total			0.005		mg/L		0.05	19-AUG-21
Potassium (K)-Total			<0.01		mg/L		0.5	19-AUG-21
Rubidium (Rb)-Total			<0.000002		mg/L		0.0002	19-AUG-21
Selenium (Se)-Total			0.000005		mg/L		0.00005	19-AUG-21
Silicon (Si)-Total			0.034		mg/L		0.1	19-AUG-21
Silver (Ag)-Total			0.000001		mg/L		0.0001	19-AUG-21
Sodium (Na)-Total			0.025		mg/L		0.1	19-AUG-21
Strontium (Sr)-Total			0.000065		mg/L		0.001	19-AUG-21
Sulfur (S)-Total			<0.2		mg/L		0.5	19-AUG-21
Tellurium (Te)-Total			<0.00002		mg/L		0.001	19-AUG-21
Thallium (Tl)-Total			<0.000005		mg/L		0.0003	19-AUG-21
Thorium (Th)-Total			<0.00001		mg/L		0.0001	19-AUG-21
Tin (Sn)-Total			<0.00001		mg/L		0.001	19-AUG-21
Titanium (Ti)-Total			0.00001		mg/L		0.002	19-AUG-21
Tungsten (W)-Total			<0.00001		mg/L		0.01	19-AUG-21
Uranium (U)-Total			<0.0000005		mg/L		0.005	19-AUG-21
Vanadium (V)-Total			0.00010		mg/L		0.001	19-AUG-21
Zinc (Zn)-Total			0.0005		mg/L		0.003	19-AUG-21
Zirconium (Zr)-Total			<0.000002		mg/L		0.001	19-AUG-21
NH3-MISA-F-TB	**Effluent**							
Batch R5561922								
WG3599438-2 LCS								
Ammonia, Total (as N)			105.0		%		85-115	20-AUG-21
WG3599438-1 MB								
Ammonia, Total (as N)			<0.002		mg/L		0.005	20-AUG-21
NO2-MISA-IC-TB	**Effluent**							

Quality Control Report

Client: New Gold Inc. Rainy River Project
24 Marr Rd
Barwick ON P0W 1A0
Contact: Garnet Cornell

Test	Matrix	Reference	Result	Qualifier	Units	RPD	Limit	Analyzed
NO2-MISA-IC-TB	**Effluent**							
Batch R5555937								
WG3598654-3 DUP		**L2626927-1**						
Nitrite (as N)		<0.001	<0.001	RPD-NA	mg/L	N/A	20	17-AUG-21
WG3598654-2 LCS								
Nitrite (as N)			98.5		%		90-110	17-AUG-21
WG3598654-1 MB								
Nitrite (as N)			<0.001		mg/L		0.01	17-AUG-21
WG3598654-4 MS		**L2626927-2**						
Nitrite (as N)			89.2		%		75-125	17-AUG-21
NO3-MISA-IC-TB	**Effluent**							
Batch R5555937								
WG3598654-3 DUP		**L2626927-1**						
Nitrate (as N)		0.008	0.006	RPD-NA	mg/L	N/A	20	17-AUG-21
WG3598654-2 LCS								
Nitrate (as N)			97.1		%		90-110	17-AUG-21
WG3598654-1 MB								
Nitrate (as N)			<0.002		mg/L		0.02	17-AUG-21
WG3598654-4 MS		**L2626927-2**						
Nitrate (as N)			99.0		%		75-125	17-AUG-21
OGG-TOT-WT	**Effluent**							
Batch R5562637								
WG3600087-2 LCS								
Oil and Grease, Total			88.8		%		50-150	19-AUG-21
WG3600087-1 MB								
Oil and Grease, Total			0.6		mg/L		1	19-AUG-21
PH-MISA-TB	**Effluent**							
Batch R5556077								
WG3598584-3 DUP		**L2626927-1**						
pH		4.33	4.28	J	pH	0.05	0.2	17-AUG-21
WG3598584-2 LCS								
pH			6.94		pH		6.9-7.1	17-AUG-21
SO4-MISA-IC-TB	**Effluent**							
Batch R5555937								
WG3598654-3 DUP		**L2626927-1**						
Sulfate (SO4)		0.10	<0.05	RPD-NA	mg/L	N/A	20	17-AUG-21
WG3598654-2 LCS								
Sulfate (SO4)			99.8		%		90-110	17-AUG-21
WG3598654-1 MB								

Quality Control Report

Client: New Gold Inc. Rainy River Project
24 Marr Rd
Barwick ON P0W 1A0
Contact: Garnet Cornell

Test	Matrix	Reference	Result	Qualifier	Units	RPD	Limit	Analyzed
SO4-MISA-IC-TB	**Effluent**							
Batch R5555937								
WG3598654-1 MB								
Sulfate (SO4)			0.05		mg/L		0.3	17-AUG-21
WG3598654-4 MS		**L2626927-2**						
Sulfate (SO4)			101.9		%		75-125	17-AUG-21
TDS-MISA-TB	**Effluent**							
Batch R5556197								
WG3598113-2 LCS								
Total Dissolved Solids			98.9		%		85-115	16-AUG-21
WG3598113-1 MB								
Total Dissolved Solids			2		mg/L		10	16-AUG-21
Batch R5557624								
WG3598663-2 LCS								
Total Dissolved Solids			92.2		%		85-115	17-AUG-21
WG3598663-1 MB								
Total Dissolved Solids			<2		mg/L		10	17-AUG-21
TSS-MISA-TB	**Effluent**							
Batch R5555044								
WG3598110-2 LCS								
Total Suspended Solids			93.2		%		85-115	16-AUG-21
WG3598110-1 MB								
Total Suspended Solids			<0.5		mg/L		3	16-AUG-21
Batch R5557662								
WG3598661-2 LCS								
Total Suspended Solids			92.8		%		85-115	17-AUG-21
WG3598661-1 MB								
Total Suspended Solids			<0.5		mg/L		3	17-AUG-21

Quality Control Report

Workorder: L2626927 Report Date: 30-AUG-21

Client: New Gold Inc. Rainy River Project
24 Marr Rd
Barwick ON P0W 1A0
Contact: Garnet Cornell

Legend:

Limit	ALS Control Limit (Data Quality Objectives)
DUP	Duplicate
RPD	Relative Percent Difference
N/A	Not Available
LCS	Laboratory Control Sample
SRM	Standard Reference Material
MS	Matrix Spike
MSD	Matrix Spike Duplicate
ADE	Average Desorption Efficiency
MB	Method Blank
IRM	Internal Reference Material
CRM	Certified Reference Material
CCV	Continuing Calibration Verification
CVS	Calibration Verification Standard
LCSD	Laboratory Control Sample Duplicate

Sample Parameter Qualifier Definitions:

Qualifier	Description
<DL	Recorded value = measured amount <LMDL (non-zero)
<W	No Measurable Response (Zero): < Reported Value
J	Duplicate results and limits are expressed in terms of absolute difference.
MS-B	Matrix Spike recovery could not be accurately calculated due to high analyte background in sample.
RPD-NA	Relative Percent Difference Not Available due to result(s) being less than detection limit.

Quality Control Report

Workorder: L2626927 Report Date: 30-AUG-21

Client: New Gold Inc. Rainy River Project
24 Marr Rd
Barwick ON P0W 1A0
Contact: Garnet Cornell

Hold Time Exceedances:

ALS Product Description	Sample ID	Sampling Date	Date Processed	Rec. HT	Actual HT	Units	Qualifier
Physical Tests							
Colour, True							
	1	10-AUG-21 09:10	17-AUG-21 11:00	3	7	days	EHTR
	2	10-AUG-21 09:10	17-AUG-21 11:00	3	7	days	EHTR
	3	10-AUG-21 12:00	17-AUG-21 11:00	3	7	days	EHTR
	4	10-AUG-21 09:45	17-AUG-21 11:00	3	7	days	EHTR
	5	10-AUG-21 07:15	17-AUG-21 11:00	3	7	days	EHTR
	6	10-AUG-21 08:10	17-AUG-21 11:00	3	7	days	EHTR
	7	10-AUG-21 14:00	17-AUG-21 11:00	3	7	days	EHTR
	8	10-AUG-21 10:26	17-AUG-21 11:00	3	7	days	EHTR
Conductivity (EC)							
	1	10-AUG-21 09:10	17-AUG-21 11:00	4	7	days	EHTR
	2	10-AUG-21 09:10	17-AUG-21 11:00	4	7	days	EHTR
	3	10-AUG-21 12:00	17-AUG-21 11:00	4	7	days	EHTR
	4	10-AUG-21 09:45	17-AUG-21 11:00	4	7	days	EHTR
	5	10-AUG-21 07:15	17-AUG-21 11:00	4	7	days	EHTR
	6	10-AUG-21 08:10	17-AUG-21 11:00	4	7	days	EHTR
	7	10-AUG-21 14:00	17-AUG-21 11:00	4	7	days	EHTR
	8	10-AUG-21 10:26	17-AUG-21 11:00	4	7	days	EHTR
Turbidity							
	1	10-AUG-21 09:10	18-AUG-21 14:00	3	8	days	EHTR
	2	10-AUG-21 09:10	18-AUG-21 14:00	3	8	days	EHTR
	3	10-AUG-21 12:00	18-AUG-21 14:00	3	8	days	EHTR
	4	10-AUG-21 09:45	18-AUG-21 14:00	3	8	days	EHTR
	5	10-AUG-21 07:15	18-AUG-21 14:00	3	8	days	EHTR
	6	10-AUG-21 08:10	18-AUG-21 14:00	3	8	days	EHTR
	7	10-AUG-21 14:00	18-AUG-21 14:00	3	8	days	EHTR
	8	10-AUG-21 10:26	18-AUG-21 14:00	3	8	days	EHTR
pH							
	1	10-AUG-21 09:10	17-AUG-21 11:00	4	7	days	EHTR
	2	10-AUG-21 09:10	17-AUG-21 11:00	4	7	days	EHTR
	3	10-AUG-21 12:00	17-AUG-21 11:00	4	7	days	EHTR
	4	10-AUG-21 09:45	17-AUG-21 11:00	4	7	days	EHTR
	5	10-AUG-21 07:15	17-AUG-21 11:00	4	7	days	EHTR
	6	10-AUG-21 08:10	17-AUG-21 11:00	4	7	days	EHTR
	7	10-AUG-21 14:00	17-AUG-21 11:00	4	7	days	EHTR
	8	10-AUG-21 10:26	17-AUG-21 11:00	4	7	days	EHTR
Leachable Anions & Nutrients							
Nitrate in Water by IC							
	1	10-AUG-21 09:10	17-AUG-21 11:00	5	7	days	EHTR
	2	10-AUG-21 09:10	17-AUG-21 11:00	5	7	days	EHTR
	3	10-AUG-21 12:00	17-AUG-21 11:00	5	7	days	EHTR
	4	10-AUG-21 09:45	17-AUG-21 11:00	5	7	days	EHTR
	5	10-AUG-21 07:15	17-AUG-21 11:00	5	7	days	EHTR
	6	10-AUG-21 08:10	17-AUG-21 11:00	5	7	days	EHTR
	7	10-AUG-21 14:00	17-AUG-21 11:00	5	7	days	EHTR
	8	10-AUG-21 10:26	17-AUG-21 11:00	5	7	days	EHTR
Nitrite in Water by IC							
	1	10-AUG-21 09:10	17-AUG-21 11:00	5	7	days	EHTR
	2	10-AUG-21 09:10	17-AUG-21 11:00	5	7	days	EHTR
	3	10-AUG-21 12:00	17-AUG-21 11:00	5	7	days	EHTR
	4	10-AUG-21 09:45	17-AUG-21 11:00	5	7	days	EHTR
	5	10-AUG-21 07:15	17-AUG-21 11:00	5	7	days	EHTR

Quality Control Report

Workorder: L2626927 Report Date: 30-AUG-21

Client: New Gold Inc. Rainy River Project
24 Marr Rd
Barwick ON P0W 1A0
Contact: Garnet Cornell

Hold Time Exceedances:

ALS Product Description	Sample ID	Sampling Date	Date Processed	Rec. HT	Actual HT	Units	Qualifier
Leachable Anions & Nutrients							
Nitrite in Water by IC							
	6	10-AUG-21 08:10	17-AUG-21 11:00	5	7	days	EHTR
	7	10-AUG-21 14:00	17-AUG-21 11:00	5	7	days	EHTR
	8	10-AUG-21 10:26	17-AUG-21 11:00	5	7	days	EHTR
Anions and Nutrients							
Filtr./Pres. for Carbons Subcontract							
	2	10-AUG-21 09:10	18-AUG-21 17:00	3	8	days	EHTR
	3	10-AUG-21 12:00	18-AUG-21 17:00	3	8	days	EHTR
	4	10-AUG-21 09:45	18-AUG-21 17:00	3	8	days	EHTR
	5	10-AUG-21 07:15	18-AUG-21 17:00	3	8	days	EHTR
	6	10-AUG-21 08:10	18-AUG-21 17:00	3	8	days	EHTR
	7	10-AUG-21 14:00	18-AUG-21 17:00	3	8	days	EHTR
Cyanides							
Free Cyanide by Continuous Flow Analyzer							
	1	10-AUG-21 09:10	18-AUG-21 00:00	7	8	days	EHTL
	2	10-AUG-21 09:10	18-AUG-21 00:00	7	8	days	EHTL
	3	10-AUG-21 12:00	18-AUG-21 00:00	7	8	days	EHT
	4	10-AUG-21 09:45	18-AUG-21 00:00	7	8	days	EHT
	5	10-AUG-21 07:15	18-AUG-21 00:00	7	8	days	EHTL
	6	10-AUG-21 08:10	18-AUG-21 00:00	7	8	days	EHTL
	8	10-AUG-21 10:26	18-AUG-21 00:00	7	8	days	EHT
Organic / Inorganic Carbon							
Dissolved Organic Carbon for MISA							
	1	10-AUG-21 09:10	18-AUG-21 00:00	3	8	days	EHTR
	2	10-AUG-21 09:10	20-AUG-21 00:00	3	10	days	EHTR
	3	10-AUG-21 12:00	20-AUG-21 00:00	3	10	days	EHTR
	4	10-AUG-21 09:45	20-AUG-21 00:00	3	10	days	EHTR
	5	10-AUG-21 07:15	20-AUG-21 00:00	3	10	days	EHTR
	6	10-AUG-21 08:10	20-AUG-21 00:00	3	10	days	EHTR
	7	10-AUG-21 14:00	20-AUG-21 00:00	3	9	days	EHTR
Aggregate Organics							
Biochemical Oxygen Demand (BOD)							
	1	10-AUG-21 09:10	16-AUG-21 13:05	4	6	days	EHTR
	2	10-AUG-21 09:10	16-AUG-21 13:05	4	6	days	EHTR
	3	10-AUG-21 12:00	16-AUG-21 13:05	4	6	days	EHTR
	4	10-AUG-21 09:45	16-AUG-21 13:05	4	6	days	EHTR
	5	10-AUG-21 07:15	16-AUG-21 13:05	4	6	days	EHTR
	6	10-AUG-21 08:10	16-AUG-21 13:05	4	6	days	EHTR
	7	10-AUG-21 14:00	16-AUG-21 13:05	4	6	days	EHTR
	8	10-AUG-21 10:26	16-AUG-21 13:05	4	6	days	EHTR

Legend & Qualifier Definitions:

EHTR-FM: Exceeded ALS recommended hold time prior to sample receipt. Field Measurement recommended.
EHTR: Exceeded ALS recommended hold time prior to sample receipt.
EHTL: Exceeded ALS recommended hold time prior to analysis. Sample was received less than 24 hours prior to expiry.
EHT: Exceeded ALS recommended hold time prior to analysis.
Rec. HT: ALS recommended hold time (see units).

Notes*:
Where actual sampling date is not provided to ALS, the date (& time) of receipt is used for calculation purposes.
Where actual sampling time is not provided to ALS, the earlier of 12 noon on the sampling date or the time (& date) of receipt is used for calculation purposes. Samples for L2626927 were received on 16-AUG-21 09:37.

Quality Control Report

Workorder: L2626927 Report Date: 30-AUG-21

Client: New Gold Inc. Rainy River Project
24 Marr Rd
Barwick ON P0W 1A0
Contact: Garnet Cornell

ALS recommended hold times may vary by province. They are assigned to meet known provincial and/or federal government requirements. In the absence of regulatory hold times, ALS establishes recommendations based on guidelines published by the US EPA, APHA Standard Methods, or Environment Canada (where available). For more information, please contact ALS.

The ALS Quality Control Report is provided to ALS clients upon request. ALS includes comprehensive QC checks with every analysis to ensure our high standards of quality are met. Each QC result has a known or expected target value, which is compared against pre-determined data quality objectives to provide confidence in the accuracy of associated test results.

Please note that this report may contain QC results from anonymous Sample Duplicates and Matrix Spikes that do not originate from this Work Order.

L2626927-COFC

SB

L2626927

CHAIN OF CUSTODY RECORD - ALS-444204333

Project Name: Rainy River
Location: Chapple
Project Number:
Project Manager:
PO Number:
Project:
Turn Around Time (days): 10 Business Days
Shipping Company:
Shipping Date: 8/12/2021 10:24:00 AM
COC Number: ALS-444204333

	Sample Code	DO	PH	TEMP	Date and Time	Matrix	NG-SW-P-TB								Number of Containers	Comments
	Containers						SW Kit									
	Filtered						N									
	Preservatives															
1	FB_SW_20210810				08/10/2021 09:10	SW	X								11	
2	SW03_SW_20210810	0.77	7.35	19.5	08/12/2021 09:10	SW	X								11	
3	SW06_SW_20210810				08/10/2021 12:00	SW	X								11	
4	SW15_SW_20210810	3.65	8.08	23.2	08/10/2021 09:45	SW	X								11	
5	SW16_SW_20210810	2.93	7.7	22.88	08/10/2021 07:15	SW	X								11	
6	SW17_SW_20210810	2.26	7.79	22.33	08/10/2021 08:10	SW	X								11	

	Signature	Data/Time
Shipped by		8/12/2021 10:24:00 AM
Received by	SB	Aug 16, 9:37 21.0°C

Shipping Details
Method of Shipment: Courier
On Ice: yes / no
Shipped: Air/Ground
Lab Name: ALS Thunder Bay
Lab Phone:

ATTN

Special Instructions:

Email Invoice to:
rainyriver.accounts1@newgold.com
Email Report to:
rainyriver.labresults@newgold.com

y

L2626927-COFC

SJB

L2626927

CHAIN OF CUSTODY RECORD - ALS-444204333

Project Name: Rainy River
Location: Chapple
Project Number:
Project Manager:
PO Number:
Project:
Turn Around Time (days): 10 Business Days
Shipping Company:
Shipping Date: 8/12/2021 10:24:00 AM
COC Number: ALS-444204333

	Containers											
	Filtered											
	Preservatives											
Sample Code	DO	PH	TEMP	Date and Time	Matrix	NG-SW-P-TB	SW Kit	N				Number of Containers	Comments
7 SW21A_SW_20210810	1.81	7.49	27.46	08/10/2021 14:00	SW	X						11	
8 TB_SW_20210810				08/12/2021 10:26	SW	X						11	

Drinking Water (DW) Samples (client use)

Are samples taken from a Regulated DW System? Yes X No
Are samples for human consumption / use? Yes X No
Samples from a Regulated DW System require an Authorized DW COC form

Sample Receipt Details (ALS use only)

Cooling Method: ☐ None ☐ Ice ☐ Ice Packs ☐ Frozen ☐ Cooling Initiated

Submission Comments identified on Sample Receipt Notification: ☐ Yes ☐ No

Cooler Custody Seals Intact: ☐ Yes ☐ NA Sample Custody Seals Intact: ☐ Yes ☐ NA

Initial Cooler Temperatures °C	Final Cooler Temperatures °C

Signature	Data/Time
Shipped by	8/12/2021 10:24:00 AM
Received by	

Shipping Details

Method of Shipment: Courier
On Ice: yes / no
Shipped: Air/Ground
Lab Name: ALS Thunder Bay
Lab Phone:

ATTN

Special Instructions:

Email Invoice to:
rainyriver.accounts1@newgold.com
Email Report to:
rainyriver.labresults@newgold.com

9

New Gold Inc. Rainy River Project
ATTN: Garnet Cornell
24 Marr Rd
Barwick ON P0W 1A0

Date Received: 17-SEP-21
Report Date: 28-OCT-21 10:46 (MT)
Version: FINAL

Client Phone: 807-234-8200

Certificate of Analysis

Lab Work Order #: L2640634

Project P.O. #: 4500038941
Job Reference:
C of C Numbers:
Legal Site Desc:



Christine Paradis
Project Manager

[This report shall not be reproduced except in full without the written authority of the Laboratory.]

ALS ENVIRONMENTAL ANALYTICAL REPORT

Sample Details/Parameters	Result	Qualifier*	D.L.	Units	Extracted	Analyzed	Batch
L2640634-1 FB_SW_20210907 Sampled By: Client on 14-SEP-21 @ 11:25 Matrix: Surface Water							
Physical Tests							
Color, True	<2.0		2.0	CU		18-SEP-21	R5586627
Conductivity (EC)	<0.2	<W	1.0	uS/cm		18-SEP-21	R5587956
Hardness (as CaCO3)	<0.51		0.51	mg/L		21-SEP-21	
pH	5.61		0.10	pH		18-SEP-21	R5587956
Total Suspended Solids	1.0	<DL	3.0	mg/L		18-SEP-21	R5586953
Total Dissolved Solids	<2	<W	10	mg/L		18-SEP-21	R5586958
Turbidity	<0.10		0.10	NTU		17-SEP-21	R5586316
Anions and Nutrients							
Acidity (as CaCO3)	<0.2	<W	2.0	mg/L		18-SEP-21	R5587956
Alkalinity, Total (as CaCO3)	0.8	<DL	2.0	mg/L		20-SEP-21	R5589957
Ammonia, Total (as N)	<0.002	<W	0.0050	mg/L		20-SEP-21	R5588136
Chloride (Cl)	0.60		0.10	mg/L	17-SEP-21	18-SEP-21	R5587517
Fluoride (F)	<0.020		0.020	mg/L	17-SEP-21	18-SEP-21	R5587517
Nitrate (as N)	0.108	<T	0.020	mg/L		18-SEP-21	R5587517
Nitrite (as N)	<0.001	<W	0.010	mg/L		18-SEP-21	R5587517
Total Kjeldahl Nitrogen	<0.050		0.050	mg/L	17-SEP-21	21-SEP-21	R5590458
Orthophosphate-Dissolved (as P)	<0.0030		0.0030	mg/L	17-SEP-21	20-SEP-21	R5587673
Sulfate (SO4)	8.65		0.30	mg/L		18-SEP-21	R5587517
Cyanides							
Cyanide, Weak Acid Diss	0.0002	<DL	0.0020	mg/L		20-SEP-21	R5589739
Cyanide, Total	0.0002	<DL	0.0020	mg/L		20-SEP-21	R5589739
Cyanide, Free	<0.0001	<W	0.0020	mg/L		20-SEP-21	R5589739
Organic / Inorganic Carbon							
Dissolved Organic Carbon	2.98		0.50	mg/L	17-SEP-21	22-SEP-21	R5594380
Total Organic Carbon	<0.50	RRV	0.50	mg/L		23-SEP-21	R5597514
Total Metals							
Aluminum (Al)-Total	<0.0002	<W	0.0050	mg/L		20-SEP-21	R5590138
Antimony (Sb)-Total	0.000010	<DL	0.00060	mg/L		20-SEP-21	R5590138
Arsenic (As)-Total	<0.00001	<W	0.0010	mg/L		20-SEP-21	R5590138
Barium (Ba)-Total	<0.00001	<W	0.010	mg/L		20-SEP-21	R5590138
Beryllium (Be)-Total	<0.0000001	<W	0.0010	mg/L		20-SEP-21	R5590138
Bismuth (Bi)-Total	<0.00001	<W	0.0010	mg/L		20-SEP-21	R5590138
Boron (B)-Total	0.0070	<DL	0.050	mg/L		20-SEP-21	R5590138
Cadmium (Cd)-Total	<0.000001	<W	0.000017	mg/L		20-SEP-21	R5590138
Calcium (Ca)-Total	0.032	<DL	0.20	mg/L		20-SEP-21	R5590138
Cesium (Cs)-Total	<0.0000005	<W	0.000010	mg/L		20-SEP-21	R5590138
Chromium (Cr)-Total	0.00012	<DL	0.0010	mg/L		20-SEP-21	R5590138
Cobalt (Co)-Total	<0.000005	<W	0.00050	mg/L		20-SEP-21	R5590138
Copper (Cu)-Total	<0.00002	<W	0.0010	mg/L		20-SEP-21	R5590138
Iron (Fe)-Total	0.0010	<DL	0.020	mg/L		20-SEP-21	R5590138
Lead (Pb)-Total	<0.00001	<W	0.000050	mg/L		20-SEP-21	R5590138
Lithium (Li)-Total	<0.0002	<W	0.050	mg/L		20-SEP-21	R5590138

* Refer to Referenced Information for Qualifiers (if any) and Methodology.

ALS ENVIRONMENTAL ANALYTICAL REPORT

Sample Details/Parameters	Result	Qualifier*	D.L.	Units	Extracted	Analyzed	Batch
L2640634-1 FB_SW_20210907 Sampled By: Client on 14-SEP-21 @ 11:25 Matrix: Surface Water							
Total Metals							
Magnesium (Mg)-Total	0.0010	<DL	0.020	mg/L		20-SEP-21	R5590138
Manganese (Mn)-Total	<0.0002	<W	0.0010	mg/L		20-SEP-21	R5590138
Mercury (Hg)-Total	<0.000005	<W	0.000030	mg/L		21-SEP-21	R5590159
Molybdenum (Mo)-Total	<0.000005	<W	0.0010	mg/L		20-SEP-21	R5590138
Nickel (Ni)-Total	<0.00002	<W	0.0020	mg/L		20-SEP-21	R5590138
Phosphorus (P)-Total	<0.005	<W	0.050	mg/L		20-SEP-21	R5590138
Potassium (K)-Total	<0.01	<W	0.50	mg/L		20-SEP-21	R5590138
Rubidium (Rb)-Total	0.000004	<DL	0.00020	mg/L		20-SEP-21	R5590138
Selenium (Se)-Total	<0.000005	<W	0.000050	mg/L		20-SEP-21	R5590138
Silicon (Si)-Total	0.044	<DL	0.10	mg/L		20-SEP-21	R5590138
Silver (Ag)-Total	<0.000001	<W	0.00010	mg/L		20-SEP-21	R5590138
Sodium (Na)-Total	0.070	<DL	0.10	mg/L		20-SEP-21	R5590138
Strontium (Sr)-Total	0.000085	<DL	0.0010	mg/L		20-SEP-21	R5590138
Sulfur (S)-Total	0.4	<DL	0.50	mg/L		20-SEP-21	R5590138
Tellurium (Te)-Total	<0.00002	<W	0.0010	mg/L		20-SEP-21	R5590138
Thallium (Tl)-Total	<0.000005	<W	0.00030	mg/L		20-SEP-21	R5590138
Thorium (Th)-Total	<0.00001	<W	0.00010	mg/L		20-SEP-21	R5590138
Tin (Sn)-Total	<0.00001	<W	0.0010	mg/L		20-SEP-21	R5590138
Titanium (Ti)-Total	<0.00001	<W	0.0020	mg/L		20-SEP-21	R5590138
Tungsten (W)-Total	<0.00001	<W	0.010	mg/L		20-SEP-21	R5590138
Uranium (U)-Total	<0.0000005	<W	0.0050	mg/L		20-SEP-21	R5590138
Vanadium (V)-Total	<0.00005	<W	0.0010	mg/L		20-SEP-21	R5590138
Zinc (Zn)-Total	<0.0005	<W	0.0030	mg/L		20-SEP-21	R5590138
Zirconium (Zr)-Total	<0.000002	<W	0.0010	mg/L		20-SEP-21	R5590138
Dissolved Metals							
Dissolved Metals Filtration Location	FIELD					17-SEP-21	R5586493
Aluminum (Al)-Dissolved	0.0002	<DL	0.0050	mg/L		17-SEP-21	R5588156
Antimony (Sb)-Dissolved	<0.000005	<W	0.00060	mg/L		17-SEP-21	R5588156
Arsenic (As)-Dissolved	<0.0000002	<W	0.0010	mg/L		17-SEP-21	R5588156
Barium (Ba)-Dissolved	<0.000005	<W	0.010	mg/L		17-SEP-21	R5588156
Beryllium (Be)-Dissolved	<0.000002	<W	0.0010	mg/L		17-SEP-21	R5588156
Bismuth (Bi)-Dissolved	<0.000002	<W	0.0010	mg/L		17-SEP-21	R5588156
Boron (B)-Dissolved	0.0030	<DL	0.050	mg/L		17-SEP-21	R5588156
Cadmium (Cd)-Dissolved	<0.0000005	<W	0.000017	mg/L		17-SEP-21	R5588156
Calcium (Ca)-Dissolved	0.018	<DL	0.20	mg/L		17-SEP-21	R5588156
Cesium (Cs)-Dissolved	<0.0000005	<W	0.000010	mg/L		17-SEP-21	R5588156
Chromium (Cr)-Dissolved	<0.00001	<W	0.0010	mg/L		17-SEP-21	R5588156
Cobalt (Co)-Dissolved	<0.000002	<W	0.00050	mg/L		17-SEP-21	R5588156
Copper (Cu)-Dissolved	<0.00002	<W	0.0010	mg/L		17-SEP-21	R5588156
Iron (Fe)-Dissolved	<0.0005	<W	0.020	mg/L		17-SEP-21	R5588156
Lead (Pb)-Dissolved	<0.00001	<W	0.000050	mg/L		17-SEP-21	R5588156

* Refer to Referenced Information for Qualifiers (if any) and Methodology.

ALS ENVIRONMENTAL ANALYTICAL REPORT

Sample Details/Parameters	Result	Qualifier*	D.L.	Units	Extracted	Analyzed	Batch
L2640634-1 FB_SW_20210907 Sampled By: Client on 14-SEP-21 @ 11:25 Matrix: Surface Water							
Dissolved Metals							
Lithium (Li)-Dissolved	<0.0002	<W	0.050	mg/L		17-SEP-21	R5588156
Magnesium (Mg)-Dissolved	<0.0005	<W	0.020	mg/L		17-SEP-21	R5588156
Manganese (Mn)-Dissolved	<0.00002	<W	0.0010	mg/L		17-SEP-21	R5588156
Mercury (Hg)-Dissolved	<0.000005	<W	0.000030	mg/L		21-SEP-21	R5590158
Molybdenum (Mo)-Dissolved	<0.000002	<W	0.0010	mg/L		17-SEP-21	R5588156
Nickel (Ni)-Dissolved	<0.00002	<W	0.0020	mg/L		17-SEP-21	R5588156
Phosphorus (P)-Dissolved	<0.005	<W	0.050	mg/L		17-SEP-21	R5588156
Potassium (K)-Dissolved	<0.01	<W	0.50	mg/L		17-SEP-21	R5588156
Rubidium (Rb)-Dissolved	0.000004	<DL	0.00020	mg/L		17-SEP-21	R5588156
Selenium (Se)-Dissolved	<0.000005	<W	0.000050	mg/L		17-SEP-21	R5588156
Silicon (Si)-Dissolved	0.050		0.050	mg/L		17-SEP-21	R5588156
Silver (Ag)-Dissolved	<0.0000005	<W	0.00010	mg/L		17-SEP-21	R5588156
Sodium (Na)-Dissolved	0.045	<DL	0.10	mg/L		17-SEP-21	R5588156
Strontium (Sr)-Dissolved	0.00002	<DL	0.0010	mg/L		17-SEP-21	R5588156
Sulfur (S)-Dissolved	<0.2	<W	0.50	mg/L		17-SEP-21	R5588156
Tellurium (Te)-Dissolved	<0.00001	<W	0.0010	mg/L		17-SEP-21	R5588156
Thallium (Tl)-Dissolved	<0.000002	<W	0.00030	mg/L		17-SEP-21	R5588156
Thorium (Th)-Dissolved	<0.00001	<W	0.00010	mg/L		17-SEP-21	R5588156
Tin (Sn)-Dissolved	0.000035	<DL	0.0010	mg/L		17-SEP-21	R5588156
Titanium (Ti)-Dissolved	<0.00002	<W	0.0020	mg/L		17-SEP-21	R5588156
Tungsten (W)-Dissolved	<0.000002	<W	0.010	mg/L		17-SEP-21	R5588156
Uranium (U)-Dissolved	<0.0000005	<W	0.0050	mg/L		17-SEP-21	R5588156
Vanadium (V)-Dissolved	<0.00002	<W	0.0010	mg/L		17-SEP-21	R5588156
Zinc (Zn)-Dissolved	<0.0002	<W	0.0030	mg/L		17-SEP-21	R5588156
Zirconium (Zr)-Dissolved	<0.000002	<W	0.0010	mg/L		17-SEP-21	R5588156
Aggregate Organics							
Biochemical Oxygen Demand	<2.0		2.0	mg/L		17-SEP-21	R5592816
Chemical Oxygen Demand	<10		10	mg/L	17-SEP-21	21-SEP-21	R5590321
Oil and Grease, Total	1.2		1.0	mg/L	22-SEP-21	22-SEP-21	R5592201
L2640634-2 SW02_SW_20210907 Sampled By: Client on 14-SEP-21 @ 10:50 Matrix: Surface Water							
Field Tests							
Dissolved Oxygen, Client Supplied	3.71		0	mg/L		17-SEP-21	R5586083
pH, Client Supplied	7.08		0.10	pH		17-SEP-21	R5586083
Temperature, Client Supplied	13.1		0	Degree C		17-SEP-21	R5586083
Physical Tests							
Color, True	91.1		2.0	CU		18-SEP-21	R5586627
Conductivity (EC)	190		1.0	uS/cm		18-SEP-21	R5587956
Hardness (as CaCO3)	102		0.51	mg/L		21-SEP-21	
pH	7.75		0.10	pH		18-SEP-21	R5587956
Total Suspended Solids	<0.5	<W	3.0	mg/L		18-SEP-21	R5586953

* Refer to Referenced Information for Qualifiers (if any) and Methodology.

ALS ENVIRONMENTAL ANALYTICAL REPORT

Sample Details/Parameters	Result	Qualifier*	D.L.	Units	Extracted	Analyzed	Batch
L2640634-2 SW02_SW_20210907 Sampled By: Client on 14-SEP-21 @ 10:50 Matrix: Surface Water							
Physical Tests							
Total Dissolved Solids	142		13	mg/L		18-SEP-21	R5586958
Turbidity	1.05		0.10	NTU		17-SEP-21	R5586316
Anions and Nutrients							
Acidity (as CaCO3)	2.6		2.0	mg/L		18-SEP-21	R5587956
Alkalinity, Total (as CaCO3)	104		2.0	mg/L		20-SEP-21	R5589957
Ammonia, Total (as N)	0.018	<T	0.0050	mg/L		20-SEP-21	R5588136
Ammonia, Un-ionized (as N)	<0.001	<W	0.010	mg/L		21-SEP-21	
Chloride (Cl)	0.51		0.10	mg/L	17-SEP-21	18-SEP-21	R5587517
Fluoride (F)	0.039		0.020	mg/L	17-SEP-21	18-SEP-21	R5587517
Nitrate (as N)	0.004	<DL	0.020	mg/L		18-SEP-21	R5587517
Nitrite (as N)	<0.001	<W	0.010	mg/L		18-SEP-21	R5587517
Total Kjeldahl Nitrogen	0.985		0.050	mg/L	17-SEP-21	21-SEP-21	R5590458
Orthophosphate-Dissolved (as P)	<0.0030		0.0030	mg/L	17-SEP-21	20-SEP-21	R5587673
Sulfate (SO4)	1.20	<T	0.30	mg/L		18-SEP-21	R5587517
Cyanides							
Cyanide, Weak Acid Diss	0.0008	<DL	0.0020	mg/L		20-SEP-21	R5589739
Cyanide, Total	0.0006	<DL	0.0020	mg/L		20-SEP-21	R5589739
Cyanide, Free	0.0003	<DL	0.0020	mg/L		20-SEP-21	R5589739
Organic / Inorganic Carbon							
Dissolved Organic Carbon	31.8	DLM	2.5	mg/L	17-SEP-21	22-SEP-21	R5594380
Total Organic Carbon	27.6	DLM	2.5	mg/L		23-SEP-21	R5597514
Total Metals							
Aluminum (Al)-Total	0.0332		0.0050	mg/L		20-SEP-21	R5590138
Antimony (Sb)-Total	0.000030	<DL	0.00060	mg/L		20-SEP-21	R5590138
Arsenic (As)-Total	0.00081	<DL	0.0010	mg/L		20-SEP-21	R5590138
Barium (Ba)-Total	0.0134		0.010	mg/L		20-SEP-21	R5590138
Beryllium (Be)-Total	<0.0000001	<W	0.0010	mg/L		20-SEP-21	R5590138
Bismuth (Bi)-Total	<0.00001	<W	0.0010	mg/L		20-SEP-21	R5590138
Boron (B)-Total	0.0125	<DL	0.050	mg/L		20-SEP-21	R5590138
Cadmium (Cd)-Total	0.000001	<DL	0.000017	mg/L		20-SEP-21	R5590138
Calcium (Ca)-Total	23.9		0.20	mg/L		20-SEP-21	R5590138
Cesium (Cs)-Total	0.0000010	<DL	0.000010	mg/L		20-SEP-21	R5590138
Chromium (Cr)-Total	0.00016	<DL	0.0010	mg/L		20-SEP-21	R5590138
Cobalt (Co)-Total	0.000135	<DL	0.00050	mg/L		20-SEP-21	R5590138
Copper (Cu)-Total	0.00030	<DL	0.0010	mg/L		20-SEP-21	R5590138
Iron (Fe)-Total	0.221		0.020	mg/L		20-SEP-21	R5590138
Lead (Pb)-Total	0.00002	<DL	0.000050	mg/L		20-SEP-21	R5590138
Lithium (Li)-Total	0.0020	<DL	0.050	mg/L		20-SEP-21	R5590138
Magnesium (Mg)-Total	9.89		0.020	mg/L		20-SEP-21	R5590138
Manganese (Mn)-Total	0.0284		0.0010	mg/L		20-SEP-21	R5590138
Mercury (Hg)-Total	<0.000005	<W	0.000030	mg/L		21-SEP-21	R5590159
Molybdenum (Mo)-Total	0.000100	<DL	0.0010	mg/L		20-SEP-21	R5590138

* Refer to Referenced Information for Qualifiers (if any) and Methodology.

ALS ENVIRONMENTAL ANALYTICAL REPORT

Sample Details/Parameters	Result	Qualifier*	D.L.	Units	Extracted	Analyzed	Batch
L2640634-2 SW02_SW_20210907 Sampled By: Client on 14-SEP-21 @ 10:50 Matrix: Surface Water							
Total Metals							
Nickel (Ni)-Total	0.00042	<DL	0.0020	mg/L		20-SEP-21	R5590138
Phosphorus (P)-Total	<0.005	<W	0.050	mg/L		20-SEP-21	R5590138
Potassium (K)-Total	1.13		0.50	mg/L		20-SEP-21	R5590138
Rubidium (Rb)-Total	0.00312		0.00020	mg/L		20-SEP-21	R5590138
Selenium (Se)-Total	0.000115	<T	0.000050	mg/L		20-SEP-21	R5590138
Silicon (Si)-Total	5.83		0.10	mg/L		20-SEP-21	R5590138
Silver (Ag)-Total	<0.000001	<W	0.00010	mg/L		20-SEP-21	R5590138
Sodium (Na)-Total	1.32		0.10	mg/L		20-SEP-21	R5590138
Strontium (Sr)-Total	0.0442		0.0010	mg/L		20-SEP-21	R5590138
Sulfur (S)-Total	1.0		0.50	mg/L		20-SEP-21	R5590138
Tellurium (Te)-Total	<0.00002	<W	0.0010	mg/L		20-SEP-21	R5590138
Thallium (Tl)-Total	<0.000005	<W	0.00030	mg/L		20-SEP-21	R5590138
Thorium (Th)-Total	<0.00001	<W	0.00010	mg/L		20-SEP-21	R5590138
Tin (Sn)-Total	<0.00001	<W	0.0010	mg/L		20-SEP-21	R5590138
Titanium (Ti)-Total	0.00104	<DL	0.0020	mg/L		20-SEP-21	R5590138
Tungsten (W)-Total	<0.00001	<W	0.010	mg/L		20-SEP-21	R5590138
Uranium (U)-Total	0.0000470	<DL	0.0050	mg/L		20-SEP-21	R5590138
Vanadium (V)-Total	0.00030	<DL	0.0010	mg/L		20-SEP-21	R5590138
Zinc (Zn)-Total	0.0020	<DL	0.0030	mg/L		20-SEP-21	R5590138
Zirconium (Zr)-Total	0.000096	<DL	0.0010	mg/L		20-SEP-21	R5590138
Dissolved Metals							
Dissolved Metals Filtration Location	FIELD					17-SEP-21	R5586493
Aluminum (Al)-Dissolved	0.0102	<T	0.0050	mg/L		17-SEP-21	R5588156
Antimony (Sb)-Dissolved	0.000025	<DL	0.00060	mg/L		17-SEP-21	R5588156
Arsenic (As)-Dissolved	0.000756	<DL	0.0010	mg/L		17-SEP-21	R5588156
Barium (Ba)-Dissolved	0.0142		0.010	mg/L		17-SEP-21	R5588156
Beryllium (Be)-Dissolved	0.000004	<DL	0.0010	mg/L		17-SEP-21	R5588156
Bismuth (Bi)-Dissolved	<0.000002	<W	0.0010	mg/L		17-SEP-21	R5588156
Boron (B)-Dissolved	0.0085	<DL	0.050	mg/L		17-SEP-21	R5588156
Cadmium (Cd)-Dissolved	0.0000020	<DL	0.000017	mg/L		17-SEP-21	R5588156
Calcium (Ca)-Dissolved	24.3		0.20	mg/L		17-SEP-21	R5588156
Cesium (Cs)-Dissolved	0.0000020	<DL	0.000010	mg/L		17-SEP-21	R5588156
Chromium (Cr)-Dissolved	0.00008	<DL	0.0010	mg/L		17-SEP-21	R5588156
Cobalt (Co)-Dissolved	0.000116	<DL	0.00050	mg/L		17-SEP-21	R5588156
Copper (Cu)-Dissolved	0.00028	<DL	0.0010	mg/L		17-SEP-21	R5588156
Iron (Fe)-Dissolved	0.163		0.020	mg/L		17-SEP-21	R5588156
Lead (Pb)-Dissolved	<0.00001	<W	0.000050	mg/L		17-SEP-21	R5588156
Lithium (Li)-Dissolved	0.0024	<DL	0.050	mg/L		17-SEP-21	R5588156
Magnesium (Mg)-Dissolved	10.0		0.020	mg/L		17-SEP-21	R5588156
Manganese (Mn)-Dissolved	0.0184		0.0010	mg/L		17-SEP-21	R5588156
Mercury (Hg)-Dissolved	<0.000005	<W	0.000030	mg/L		21-SEP-21	R5590158

* Refer to Referenced Information for Qualifiers (if any) and Methodology.

ALS ENVIRONMENTAL ANALYTICAL REPORT

Sample Details/Parameters	Result	Qualifier*	D.L.	Units	Extracted	Analyzed	Batch
L2640634-2 SW02_SW_20210907 Sampled By: Client on 14-SEP-21 @ 10:50 Matrix: Surface Water							
Dissolved Metals							
Molybdenum (Mo)-Dissolved	0.000088	<DL	0.0010	mg/L		17-SEP-21	R5588156
Nickel (Ni)-Dissolved	0.00032	<DL	0.0020	mg/L		17-SEP-21	R5588156
Phosphorus (P)-Dissolved	<0.005	<W	0.050	mg/L		17-SEP-21	R5588156
Potassium (K)-Dissolved	1.13		0.50	mg/L		17-SEP-21	R5588156
Rubidium (Rb)-Dissolved	0.00312		0.00020	mg/L		17-SEP-21	R5588156
Selenium (Se)-Dissolved	0.000090	<T	0.000050	mg/L		17-SEP-21	R5588156
Silicon (Si)-Dissolved	5.86		0.050	mg/L		17-SEP-21	R5588156
Silver (Ag)-Dissolved	0.0000020	<DL	0.00010	mg/L		17-SEP-21	R5588156
Sodium (Na)-Dissolved	1.25		0.10	mg/L		17-SEP-21	R5588156
Strontium (Sr)-Dissolved	0.0430		0.0010	mg/L		17-SEP-21	R5588156
Sulfur (S)-Dissolved	0.4	<DL	0.50	mg/L		17-SEP-21	R5588156
Tellurium (Te)-Dissolved	<0.00001	<W	0.0010	mg/L		17-SEP-21	R5588156
Thallium (Tl)-Dissolved	<0.000002	<W	0.00030	mg/L		17-SEP-21	R5588156
Thorium (Th)-Dissolved	0.00001	<DL	0.00010	mg/L		17-SEP-21	R5588156
Tin (Sn)-Dissolved	<0.000005	<W	0.0010	mg/L		17-SEP-21	R5588156
Titanium (Ti)-Dissolved	0.00030	<DL	0.0020	mg/L		17-SEP-21	R5588156
Tungsten (W)-Dissolved	<0.000002	<W	0.010	mg/L		17-SEP-21	R5588156
Uranium (U)-Dissolved	0.0000405	<DL	0.0050	mg/L		17-SEP-21	R5588156
Vanadium (V)-Dissolved	0.00018	<DL	0.0010	mg/L		17-SEP-21	R5588156
Zinc (Zn)-Dissolved	0.0012	<DL	0.0030	mg/L		17-SEP-21	R5588156
Zirconium (Zr)-Dissolved	0.000104	<DL	0.0010	mg/L		17-SEP-21	R5588156
Aggregate Organics							
Biochemical Oxygen Demand	<2.0		2.0	mg/L		17-SEP-21	R5592816
Chemical Oxygen Demand	76		10	mg/L	17-SEP-21	21-SEP-21	R5590321
Oil and Grease, Total	1.2		1.0	mg/L	22-SEP-21	22-SEP-21	R5592201
L2640634-3 SW06_SW_20210907 Sampled By: Client on 14-SEP-21 @ 12:00 Matrix: Surface Water							
Physical Tests							
Color, True	46.6		2.0	CU		18-SEP-21	R5586627
Conductivity (EC)	1320		1.0	uS/cm		18-SEP-21	R5587956
Hardness (as CaCO3)	523		0.51	mg/L		21-SEP-21	
pH	8.07		0.10	pH		18-SEP-21	R5587956
Total Suspended Solids	<0.5	<W	3.0	mg/L		18-SEP-21	R5586953
Total Dissolved Solids	896		20	mg/L		18-SEP-21	R5586958
Turbidity	0.76		0.10	NTU		17-SEP-21	R5586316
Anions and Nutrients							
Acidity (as CaCO3)	3.0		2.0	mg/L		18-SEP-21	R5587956
Alkalinity, Total (as CaCO3)	251		2.0	mg/L		20-SEP-21	R5589957
Ammonia, Total (as N)	0.010	<T	0.0050	mg/L		20-SEP-21	R5588136
Chloride (Cl)	28.5		0.20	mg/L	17-SEP-21	18-SEP-21	R5587517
Fluoride (F)	0.085		0.040	mg/L	17-SEP-21	18-SEP-21	R5587517

* Refer to Referenced Information for Qualifiers (if any) and Methodology.

ALS ENVIRONMENTAL ANALYTICAL REPORT

Sample Details/Parameters	Result	Qualifier*	D.L.	Units	Extracted	Analyzed	Batch
L2640634-3 SW06_SW_20210907 Sampled By: Client on 14-SEP-21 @ 12:00 Matrix: Surface Water							
Anions and Nutrients							
Nitrate (as N)	0.008	<DL	0.040	mg/L		18-SEP-21	R5587517
Nitrite (as N)	<0.001	<W	0.020	mg/L		18-SEP-21	R5587517
Total Kjeldahl Nitrogen	0.995		0.050	mg/L	17-SEP-21	21-SEP-21	R5590458
Orthophosphate-Dissolved (as P)	0.0056		0.0030	mg/L	17-SEP-21	20-SEP-21	R5587673
Sulfate (SO4)	434		0.60	mg/L		18-SEP-21	R5587517
Cyanides							
Cyanide, Weak Acid Diss	0.0006	<DL	0.0020	mg/L		20-SEP-21	R5589739
Cyanide, Total	0.0006	<DL	0.0020	mg/L		20-SEP-21	R5589739
Cyanide, Free	<0.0001	<W	0.0020	mg/L		20-SEP-21	R5589739
Organic / Inorganic Carbon							
Dissolved Organic Carbon	18.8		0.50	mg/L	17-SEP-21	22-SEP-21	R5594380
Total Organic Carbon	21.2		0.50	mg/L		23-SEP-21	R5597514
Total Metals							
Aluminum (Al)-Total	0.0044	<DL	0.0050	mg/L		20-SEP-21	R5590138
Antimony (Sb)-Total	0.000225	<DL	0.00060	mg/L		20-SEP-21	R5590138
Arsenic (As)-Total	0.00136	<T	0.0010	mg/L		20-SEP-21	R5590138
Barium (Ba)-Total	0.0539		0.010	mg/L		20-SEP-21	R5590138
Beryllium (Be)-Total	<0.0000001	<W	0.0010	mg/L		20-SEP-21	R5590138
Bismuth (Bi)-Total	<0.00001	<W	0.0010	mg/L		20-SEP-21	R5590138
Boron (B)-Total	0.0275	<DL	0.050	mg/L		20-SEP-21	R5590138
Cadmium (Cd)-Total	<0.000001	<W	0.000017	mg/L		20-SEP-21	R5590138
Calcium (Ca)-Total	127		0.20	mg/L		20-SEP-21	R5590138
Cesium (Cs)-Total	<0.0000005	<W	0.000010	mg/L		20-SEP-21	R5590138
Chromium (Cr)-Total	0.00008	<DL	0.0010	mg/L		20-SEP-21	R5590138
Cobalt (Co)-Total	0.000165	<DL	0.00050	mg/L		20-SEP-21	R5590138
Copper (Cu)-Total	0.00076	<DL	0.0010	mg/L		20-SEP-21	R5590138
Iron (Fe)-Total	0.0745		0.020	mg/L		20-SEP-21	R5590138
Lead (Pb)-Total	<0.00001	<W	0.000050	mg/L		20-SEP-21	R5590138
Lithium (Li)-Total	0.0134	<DL	0.050	mg/L		20-SEP-21	R5590138
Magnesium (Mg)-Total	46.6		0.020	mg/L		20-SEP-21	R5590138
Manganese (Mn)-Total	0.0508		0.0010	mg/L		20-SEP-21	R5590138
Molybdenum (Mo)-Total	0.00107	<T	0.0010	mg/L		20-SEP-21	R5590138
Nickel (Ni)-Total	0.00108	<DL	0.0020	mg/L		20-SEP-21	R5590138
Phosphorus (P)-Total	0.025	<DL	0.050	mg/L		20-SEP-21	R5590138
Potassium (K)-Total	14.7		0.50	mg/L		20-SEP-21	R5590138
Rubidium (Rb)-Total	0.00236		0.00020	mg/L		20-SEP-21	R5590138
Selenium (Se)-Total	0.000125	<T	0.000050	mg/L		20-SEP-21	R5590138
Silicon (Si)-Total	5.55		0.10	mg/L		20-SEP-21	R5590138
Silver (Ag)-Total	<0.000001	<W	0.00010	mg/L		20-SEP-21	R5590138
Sodium (Na)-Total	76.2		0.10	mg/L		20-SEP-21	R5590138
Strontium (Sr)-Total	0.333		0.0010	mg/L		20-SEP-21	R5590138
Sulfur (S)-Total	153		0.50	mg/L		20-SEP-21	R5590138

* Refer to Referenced Information for Qualifiers (if any) and Methodology.

ALS ENVIRONMENTAL ANALYTICAL REPORT

Sample Details/Parameters	Result	Qualifier*	D.L.	Units	Extracted	Analyzed	Batch
L2640634-3 SW06_SW_20210907 Sampled By: Client on 14-SEP-21 @ 12:00 Matrix: Surface Water							
Total Metals							
Tellurium (Te)-Total	<0.00002	<W	0.0010	mg/L		20-SEP-21	R5590138
Thallium (Tl)-Total	<0.000005	<W	0.00030	mg/L		20-SEP-21	R5590138
Thorium (Th)-Total	<0.00001	<W	0.00010	mg/L		20-SEP-21	R5590138
Tin (Sn)-Total	<0.00001	<W	0.0010	mg/L		20-SEP-21	R5590138
Titanium (Ti)-Total	0.00020	<DL	0.0020	mg/L		20-SEP-21	R5590138
Tungsten (W)-Total	<0.00001	<W	0.010	mg/L		20-SEP-21	R5590138
Uranium (U)-Total	0.00228	<DL	0.0050	mg/L		20-SEP-21	R5590138
Vanadium (V)-Total	0.00060	<DL	0.0010	mg/L		20-SEP-21	R5590138
Zinc (Zn)-Total	0.0015	<DL	0.0030	mg/L		20-SEP-21	R5590138
Zirconium (Zr)-Total	0.000132	<DL	0.0010	mg/L		20-SEP-21	R5590138
Dissolved Metals							
Dissolved Metals Filtration Location	FIELD					17-SEP-21	R5586493
Aluminum (Al)-Dissolved	0.0006	<DL	0.0050	mg/L		17-SEP-21	R5588156
Antimony (Sb)-Dissolved	0.000200	<DL	0.00060	mg/L		17-SEP-21	R5588156
Arsenic (As)-Dissolved	0.00128	<T	0.0010	mg/L		17-SEP-21	R5588156
Barium (Ba)-Dissolved	0.0589		0.010	mg/L		17-SEP-21	R5588156
Beryllium (Be)-Dissolved	<0.000002	<W	0.0010	mg/L		17-SEP-21	R5588156
Bismuth (Bi)-Dissolved	<0.000002	<W	0.0010	mg/L		17-SEP-21	R5588156
Boron (B)-Dissolved	0.0255	<DL	0.050	mg/L		17-SEP-21	R5588156
Cadmium (Cd)-Dissolved	0.0000010	<DL	0.000017	mg/L		17-SEP-21	R5588156
Calcium (Ca)-Dissolved	128		0.20	mg/L		17-SEP-21	R5588156
Cesium (Cs)-Dissolved	0.0000010	<DL	0.000010	mg/L		17-SEP-21	R5588156
Chromium (Cr)-Dissolved	0.00003	<DL	0.0010	mg/L		17-SEP-21	R5588156
Cobalt (Co)-Dissolved	0.000164	<DL	0.00050	mg/L		17-SEP-21	R5588156
Copper (Cu)-Dissolved	0.00076	<DL	0.0010	mg/L		17-SEP-21	R5588156
Iron (Fe)-Dissolved	0.0415		0.020	mg/L		17-SEP-21	R5588156
Lead (Pb)-Dissolved	<0.00001	<W	0.000050	mg/L		17-SEP-21	R5588156
Lithium (Li)-Dissolved	0.0132	<DL	0.050	mg/L		17-SEP-21	R5588156
Magnesium (Mg)-Dissolved	49.8		0.020	mg/L		17-SEP-21	R5588156
Manganese (Mn)-Dissolved	0.0431		0.0010	mg/L		17-SEP-21	R5588156
Mercury (Hg)-Dissolved	<0.000005	<W	0.000030	mg/L		21-SEP-21	R5590158
Molybdenum (Mo)-Dissolved	0.00103	<T	0.0010	mg/L		17-SEP-21	R5588156
Nickel (Ni)-Dissolved	0.00108	<DL	0.0020	mg/L		17-SEP-21	R5588156
Phosphorus (P)-Dissolved	0.015	<DL	0.050	mg/L		17-SEP-21	R5588156
Potassium (K)-Dissolved	15.4		0.50	mg/L		17-SEP-21	R5588156
Rubidium (Rb)-Dissolved	0.00253		0.00020	mg/L		17-SEP-21	R5588156
Selenium (Se)-Dissolved	0.000150	<T	0.000050	mg/L		17-SEP-21	R5588156
Silicon (Si)-Dissolved	5.79		0.050	mg/L		17-SEP-21	R5588156
Silver (Ag)-Dissolved	<0.0000005	<W	0.00010	mg/L		17-SEP-21	R5588156
Sodium (Na)-Dissolved	78.6		0.10	mg/L		17-SEP-21	R5588156
Strontium (Sr)-Dissolved	0.336		0.0010	mg/L		17-SEP-21	R5588156

* Refer to Referenced Information for Qualifiers (if any) and Methodology.

ALS ENVIRONMENTAL ANALYTICAL REPORT

Sample Details/Parameters	Result	Qualifier*	D.L.	Units	Extracted	Analyzed	Batch
L2640634-3 SW06_SW_20210907 Sampled By: Client on 14-SEP-21 @ 12:00 Matrix: Surface Water							
Dissolved Metals							
Sulfur (S)-Dissolved	150		0.50	mg/L		17-SEP-21	R5588156
Tellurium (Te)-Dissolved	<0.00001	<W	0.0010	mg/L		17-SEP-21	R5588156
Thallium (Tl)-Dissolved	<0.000002	<W	0.00030	mg/L		17-SEP-21	R5588156
Thorium (Th)-Dissolved	<0.00001	<W	0.00010	mg/L		17-SEP-21	R5588156
Tin (Sn)-Dissolved	<0.000005	<W	0.0010	mg/L		17-SEP-21	R5588156
Titanium (Ti)-Dissolved	0.00014	<DL	0.0020	mg/L		17-SEP-21	R5588156
Tungsten (W)-Dissolved	<0.000002	<W	0.010	mg/L		17-SEP-21	R5588156
Uranium (U)-Dissolved	0.00226	<DL	0.0050	mg/L		17-SEP-21	R5588156
Vanadium (V)-Dissolved	0.00038	<DL	0.0010	mg/L		17-SEP-21	R5588156
Zinc (Zn)-Dissolved	0.0014	<DL	0.0030	mg/L		17-SEP-21	R5588156
Zirconium (Zr)-Dissolved	0.000150	<DL	0.0010	mg/L		17-SEP-21	R5588156
Aggregate Organics							
Biochemical Oxygen Demand	2.2		2.0	mg/L		17-SEP-21	R5592816
Chemical Oxygen Demand	53		10	mg/L	17-SEP-21	21-SEP-21	R5590321
Oil and Grease, Total	1.2		1.0	mg/L	22-SEP-21	22-SEP-21	R5592201
L2640634-4 SW10_SW_20210907 Sampled By: Client on 14-SEP-21 @ 10:15 Matrix: Surface Water							
Field Tests							
Dissolved Oxygen, Client Supplied	3.66		0	mg/L		17-SEP-21	R5586083
pH, Client Supplied	7.49		0.10	pH		17-SEP-21	R5586083
Temperature, Client Supplied	14.6		0	Degree C		17-SEP-21	R5586083
Physical Tests							
Color, True	19.4		2.0	CU		18-SEP-21	R5586627
Conductivity (EC)	620		1.0	uS/cm		18-SEP-21	R5587956
Hardness (as CaCO3)	304		0.51	mg/L		21-SEP-21	
pH	8.15		0.10	pH		18-SEP-21	R5587956
Total Suspended Solids	6.0		3.0	mg/L		18-SEP-21	R5586953
Total Dissolved Solids	304		20	mg/L		18-SEP-21	R5586958
Turbidity	7.81		0.10	NTU		18-SEP-21	R5586709
Anions and Nutrients							
Acidity (as CaCO3)	1.4	<DL	2.0	mg/L		18-SEP-21	R5587956
Alkalinity, Total (as CaCO3)	307		2.0	mg/L		20-SEP-21	R5589957
Ammonia, Total (as N)	0.004	<DL	0.0050	mg/L		20-SEP-21	R5588136
Ammonia, Un-ionized (as N)	<0.001	<W	0.010	mg/L		21-SEP-21	
Chloride (Cl)	17.9		0.10	mg/L	17-SEP-21	18-SEP-21	R5587517
Fluoride (F)	0.106		0.020	mg/L	17-SEP-21	18-SEP-21	R5587517
Nitrate (as N)	<0.002	<W	0.020	mg/L		18-SEP-21	R5587517
Nitrite (as N)	<0.001	<W	0.010	mg/L		18-SEP-21	R5587517
Total Kjeldahl Nitrogen	0.625		0.050	mg/L	17-SEP-21	21-SEP-21	R5590458
Orthophosphate-Dissolved (as P)	<0.0030		0.0030	mg/L	17-SEP-21	20-SEP-21	R5587673
Sulfate (SO4)	13.3		0.30	mg/L		18-SEP-21	R5587517

* Refer to Referenced Information for Qualifiers (if any) and Methodology.

ALS ENVIRONMENTAL ANALYTICAL REPORT

Sample Details/Parameters	Result	Qualifier*	D.L.	Units	Extracted	Analyzed	Batch
L2640634-4 SW10_SW_20210907 Sampled By: Client on 14-SEP-21 @ 10:15 Matrix: Surface Water							
Anions and Nutrients							
Cyanides							
Cyanide, Weak Acid Diss	0.0005	<DL	0.0020	mg/L		20-SEP-21	R5589739
Cyanide, Total	0.0004	<DL	0.0020	mg/L		20-SEP-21	R5589739
Cyanide, Free	0.0003	<DL	0.0020	mg/L		20-SEP-21	R5589739
Organic / Inorganic Carbon							
Dissolved Organic Carbon	10.6		0.50	mg/L	18-SEP-21	27-SEP-21	R5602381
Total Organic Carbon	10.4		0.50	mg/L		23-SEP-21	R5597514
Total Metals							
Aluminum (Al)-Total	0.173		0.0050	mg/L		20-SEP-21	R5590138
Antimony (Sb)-Total	0.000050	<DL	0.00060	mg/L		20-SEP-21	R5590138
Arsenic (As)-Total	0.00115	<T	0.0010	mg/L		20-SEP-21	R5590138
Barium (Ba)-Total	0.0389		0.010	mg/L		20-SEP-21	R5590138
Beryllium (Be)-Total	<0.0000001	<W	0.0010	mg/L		20-SEP-21	R5590138
Bismuth (Bi)-Total	<0.00001	<W	0.0010	mg/L		20-SEP-21	R5590138
Boron (B)-Total	0.0325	<DL	0.050	mg/L		20-SEP-21	R5590138
Cadmium (Cd)-Total	<0.000001	<W	0.000017	mg/L		20-SEP-21	R5590138
Calcium (Ca)-Total	60.5		0.20	mg/L		20-SEP-21	R5590138
Cesium (Cs)-Total	0.0000195		0.000010	mg/L		20-SEP-21	R5590138
Chromium (Cr)-Total	0.00034	<DL	0.0010	mg/L		20-SEP-21	R5590138
Cobalt (Co)-Total	0.000170	<DL	0.00050	mg/L		20-SEP-21	R5590138
Copper (Cu)-Total	0.00036	<DL	0.0010	mg/L		20-SEP-21	R5590138
Iron (Fe)-Total	0.408		0.020	mg/L		20-SEP-21	R5590138
Lead (Pb)-Total	0.00011	<T	0.000050	mg/L		20-SEP-21	R5590138
Lithium (Li)-Total	0.0174	<DL	0.050	mg/L		20-SEP-21	R5590138
Magnesium (Mg)-Total	35.6		0.020	mg/L		20-SEP-21	R5590138
Manganese (Mn)-Total	0.0788		0.0010	mg/L		20-SEP-21	R5590138
Mercury (Hg)-Total	<0.000005	<W	0.000030	mg/L		21-SEP-21	R5590159
Molybdenum (Mo)-Total	0.00118	<T	0.0010	mg/L		20-SEP-21	R5590138
Nickel (Ni)-Total	0.00066	<DL	0.0020	mg/L		20-SEP-21	R5590138
Phosphorus (P)-Total	0.025	<DL	0.050	mg/L		20-SEP-21	R5590138
Potassium (K)-Total	4.39		0.50	mg/L		20-SEP-21	R5590138
Rubidium (Rb)-Total	0.00210		0.00020	mg/L		20-SEP-21	R5590138
Selenium (Se)-Total	0.000055	<T	0.000050	mg/L		20-SEP-21	R5590138
Silicon (Si)-Total	2.92		0.10	mg/L		20-SEP-21	R5590138
Silver (Ag)-Total	<0.000001	<W	0.00010	mg/L		20-SEP-21	R5590138
Sodium (Na)-Total	8.88		0.10	mg/L		20-SEP-21	R5590138
Strontium (Sr)-Total	0.223		0.0010	mg/L		20-SEP-21	R5590138
Sulfur (S)-Total	5.2		0.50	mg/L		20-SEP-21	R5590138
Tellurium (Te)-Total	<0.00002	<W	0.0010	mg/L		20-SEP-21	R5590138
Thallium (Tl)-Total	<0.000005	<W	0.00030	mg/L		20-SEP-21	R5590138
Thorium (Th)-Total	0.00003	<DL	0.00010	mg/L		20-SEP-21	R5590138
Tin (Sn)-Total	<0.00001	<W	0.0010	mg/L		20-SEP-21	R5590138

* Refer to Referenced Information for Qualifiers (if any) and Methodology.

ALS ENVIRONMENTAL ANALYTICAL REPORT

Sample Details/Parameters	Result	Qualifier*	D.L.	Units	Extracted	Analyzed	Batch
L2640634-4 SW10_SW_20210907 Sampled By: Client on 14-SEP-21 @ 10:15 Matrix: Surface Water							
Total Metals							
Titanium (Ti)-Total	0.00514		0.0020	mg/L		20-SEP-21	R5590138
Tungsten (W)-Total	<0.00001	<W	0.010	mg/L		20-SEP-21	R5590138
Uranium (U)-Total	0.00206	<DL	0.0050	mg/L		20-SEP-21	R5590138
Vanadium (V)-Total	0.00085	<DL	0.0010	mg/L		20-SEP-21	R5590138
Zinc (Zn)-Total	0.0015	<DL	0.0030	mg/L		20-SEP-21	R5590138
Zirconium (Zr)-Total	0.000232	<DL	0.0010	mg/L		20-SEP-21	R5590138
Dissolved Metals							
Dissolved Metals Filtration Location	FIELD					17-SEP-21	R5586493
Aluminum (Al)-Dissolved	0.0026	<DL	0.0050	mg/L		17-SEP-21	R5588156
Antimony (Sb)-Dissolved	0.000050	<DL	0.00060	mg/L		17-SEP-21	R5588156
Arsenic (As)-Dissolved	0.000986	<DL	0.0010	mg/L		17-SEP-21	R5588156
Barium (Ba)-Dissolved	0.0396		0.010	mg/L		17-SEP-21	R5588156
Beryllium (Be)-Dissolved	<0.000002	<W	0.0010	mg/L		17-SEP-21	R5588156
Bismuth (Bi)-Dissolved	<0.000002	<W	0.0010	mg/L		17-SEP-21	R5588156
Boron (B)-Dissolved	0.0305	<DL	0.050	mg/L		17-SEP-21	R5588156
Cadmium (Cd)-Dissolved	<0.0000005	<W	0.000017	mg/L		17-SEP-21	R5588156
Calcium (Ca)-Dissolved	61.2		0.20	mg/L		17-SEP-21	R5588156
Cesium (Cs)-Dissolved	0.0000010	<DL	0.000010	mg/L		17-SEP-21	R5588156
Chromium (Cr)-Dissolved	<0.00001	<W	0.0010	mg/L		17-SEP-21	R5588156
Cobalt (Co)-Dissolved	0.000094	<DL	0.00050	mg/L		17-SEP-21	R5588156
Copper (Cu)-Dissolved	0.00022	<DL	0.0010	mg/L		17-SEP-21	R5588156
Iron (Fe)-Dissolved	0.0280		0.020	mg/L		17-SEP-21	R5588156
Lead (Pb)-Dissolved	<0.00001	<W	0.000050	mg/L		17-SEP-21	R5588156
Lithium (Li)-Dissolved	0.0174	<DL	0.050	mg/L		17-SEP-21	R5588156
Magnesium (Mg)-Dissolved	36.8		0.020	mg/L		17-SEP-21	R5588156
Manganese (Mn)-Dissolved	0.0660		0.0010	mg/L		17-SEP-21	R5588156
Mercury (Hg)-Dissolved	<0.000005	<W	0.000030	mg/L		21-SEP-21	R5590158
Molybdenum (Mo)-Dissolved	0.00119	<T	0.0010	mg/L		17-SEP-21	R5588156
Nickel (Ni)-Dissolved	0.00046	<DL	0.0020	mg/L		17-SEP-21	R5588156
Phosphorus (P)-Dissolved	<0.005	<W	0.050	mg/L		17-SEP-21	R5588156
Potassium (K)-Dissolved	4.38		0.50	mg/L		17-SEP-21	R5588156
Rubidium (Rb)-Dissolved	0.00167		0.00020	mg/L		17-SEP-21	R5588156
Selenium (Se)-Dissolved	0.000085	<T	0.000050	mg/L		17-SEP-21	R5588156
Silicon (Si)-Dissolved	2.59		0.050	mg/L		17-SEP-21	R5588156
Silver (Ag)-Dissolved	<0.0000005	<W	0.00010	mg/L		17-SEP-21	R5588156
Sodium (Na)-Dissolved	8.79		0.10	mg/L		17-SEP-21	R5588156
Strontium (Sr)-Dissolved	0.226		0.0010	mg/L		17-SEP-21	R5588156
Sulfur (S)-Dissolved	4.6		0.50	mg/L		17-SEP-21	R5588156
Tellurium (Te)-Dissolved	0.00001	<DL	0.0010	mg/L		17-SEP-21	R5588156
Thallium (Tl)-Dissolved	<0.000002	<W	0.00030	mg/L		17-SEP-21	R5588156
Thorium (Th)-Dissolved	<0.00001	<W	0.00010	mg/L		17-SEP-21	R5588156

* Refer to Referenced Information for Qualifiers (if any) and Methodology.

ALS ENVIRONMENTAL ANALYTICAL REPORT

Sample Details/Parameters	Result	Qualifier*	D.L.	Units	Extracted	Analyzed	Batch
L2640634-4 SW10_SW_20210907 Sampled By: Client on 14-SEP-21 @ 10:15 Matrix: Surface Water							
Dissolved Metals							
Tin (Sn)-Dissolved	<0.000005	<W	0.0010	mg/L		17-SEP-21	R5588156
Titanium (Ti)-Dissolved	0.00024	<DL	0.0020	mg/L		17-SEP-21	R5588156
Tungsten (W)-Dissolved	<0.000002	<W	0.010	mg/L		17-SEP-21	R5588156
Uranium (U)-Dissolved	0.00207	<DL	0.0050	mg/L		17-SEP-21	R5588156
Vanadium (V)-Dissolved	0.00028	<DL	0.0010	mg/L		17-SEP-21	R5588156
Zinc (Zn)-Dissolved	0.0004	<DL	0.0030	mg/L		17-SEP-21	R5588156
Zirconium (Zr)-Dissolved	0.000112	<DL	0.0010	mg/L		17-SEP-21	R5588156
Aggregate Organics							
Biochemical Oxygen Demand	<2.0		2.0	mg/L		17-SEP-21	R5592816
Chemical Oxygen Demand	31		10	mg/L	17-SEP-21	21-SEP-21	R5590321
Oil and Grease, Total	0.6	<DL	1.0	mg/L	22-SEP-21	22-SEP-21	R5592201
L2640634-5 SW15_SW_20210907 Sampled By: Client on 14-SEP-21 @ 09:00 Matrix: Surface Water							
Field Tests							
Dissolved Oxygen, Client Supplied	5.53		0	mg/L		17-SEP-21	R5586083
pH, Client Supplied	7.74		0.10	pH		17-SEP-21	R5586083
Temperature, Client Supplied	17.3		0	Degree C		17-SEP-21	R5586083
Physical Tests							
Color, True	37.2		2.0	CU		18-SEP-21	R5586627
Conductivity (EC)	201		1.0	uS/cm		18-SEP-21	R5587956
Hardness (as CaCO3)	84.6		0.51	mg/L		21-SEP-21	
pH	8.00		0.10	pH		18-SEP-21	R5587956
Total Suspended Solids	6.5		3.0	mg/L		17-SEP-21	R5586697
Total Dissolved Solids	118		13	mg/L		17-SEP-21	R5586764
Turbidity	8.07		0.10	NTU		18-SEP-21	R5586763
Anions and Nutrients							
Acidity (as CaCO3)	<0.2	<W	2.0	mg/L		18-SEP-21	R5587956
Alkalinity, Total (as CaCO3)	82.4		2.0	mg/L		20-SEP-21	R5589957
Ammonia, Total (as N)	0.016	<T	0.0050	mg/L		20-SEP-21	R5588136
Ammonia, Un-ionized (as N)	<0.001	<W	0.010	mg/L		21-SEP-21	
Chloride (Cl)	3.72		0.10	mg/L	17-SEP-21	18-SEP-21	R5587517
Fluoride (F)	0.053		0.020	mg/L	17-SEP-21	18-SEP-21	R5587517
Nitrate (as N)	<0.002	<W	0.020	mg/L		18-SEP-21	R5587517
Nitrite (as N)	<0.001	<W	0.010	mg/L		18-SEP-21	R5587517
Total Kjeldahl Nitrogen	0.858		0.050	mg/L	17-SEP-21	21-SEP-21	R5590458
Orthophosphate-Dissolved (as P)	<0.0030		0.0030	mg/L	17-SEP-21	20-SEP-21	R5587673
Sulfate (SO4)	15.1		0.30	mg/L		18-SEP-21	R5587517
Cyanides							
Cyanide, Weak Acid Diss	0.0004	<DL	0.0020	mg/L		20-SEP-21	R5589739
Cyanide, Total	0.0004	<DL	0.0020	mg/L		20-SEP-21	R5589739
Cyanide, Free	<0.0001	<W	0.0020	mg/L		20-SEP-21	R5589739

* Refer to Referenced Information for Qualifiers (if any) and Methodology.

ALS ENVIRONMENTAL ANALYTICAL REPORT

Sample Details/Parameters	Result	Qualifier*	D.L.	Units	Extracted	Analyzed	Batch
L2640634-5 SW15_SW_20210907 Sampled By: Client on 14-SEP-21 @ 09:00 Matrix: Surface Water							
Cyanides							
Organic / Inorganic Carbon							
Dissolved Organic Carbon	14.7		0.50	mg/L	18-SEP-21	27-SEP-21	R5602381
Total Organic Carbon	14.2		0.50	mg/L		23-SEP-21	R5597514
Total Metals							
Aluminum (Al)-Total	0.180		0.0050	mg/L		20-SEP-21	R5590138
Antimony (Sb)-Total	0.000175	<DL	0.00060	mg/L		20-SEP-21	R5590138
Arsenic (As)-Total	0.00140	<T	0.0010	mg/L		20-SEP-21	R5590138
Barium (Ba)-Total	0.0172		0.010	mg/L		20-SEP-21	R5590138
Beryllium (Be)-Total	0.0000029	<DL	0.0010	mg/L		20-SEP-21	R5590138
Bismuth (Bi)-Total	<0.00001	<W	0.0010	mg/L		20-SEP-21	R5590138
Boron (B)-Total	0.0155	<DL	0.050	mg/L		20-SEP-21	R5590138
Cadmium (Cd)-Total	<0.000001	<W	0.000017	mg/L		20-SEP-21	R5590138
Calcium (Ca)-Total	20.5		0.20	mg/L		20-SEP-21	R5590138
Cesium (Cs)-Total	0.0000215		0.000010	mg/L		20-SEP-21	R5590138
Chromium (Cr)-Total	0.00034	<DL	0.0010	mg/L		20-SEP-21	R5590138
Cobalt (Co)-Total	0.000215	<DL	0.00050	mg/L		20-SEP-21	R5590138
Copper (Cu)-Total	0.00110	<T	0.0010	mg/L		20-SEP-21	R5590138
Iron (Fe)-Total	0.320		0.020	mg/L		20-SEP-21	R5590138
Lead (Pb)-Total	0.00014	<T	0.000050	mg/L		20-SEP-21	R5590138
Lithium (Li)-Total	0.0028	<DL	0.050	mg/L		20-SEP-21	R5590138
Magnesium (Mg)-Total	7.88		0.020	mg/L		20-SEP-21	R5590138
Manganese (Mn)-Total	0.0786		0.0010	mg/L		20-SEP-21	R5590138
Mercury (Hg)-Total	<0.000005	<W	0.000030	mg/L		21-SEP-21	R5590159
Molybdenum (Mo)-Total	0.000485	<DL	0.0010	mg/L		20-SEP-21	R5590138
Nickel (Ni)-Total	0.00106	<DL	0.0020	mg/L		20-SEP-21	R5590138
Phosphorus (P)-Total	0.030	<DL	0.050	mg/L		20-SEP-21	R5590138
Potassium (K)-Total	2.47		0.50	mg/L		20-SEP-21	R5590138
Rubidium (Rb)-Total	0.00196		0.00020	mg/L		20-SEP-21	R5590138
Selenium (Se)-Total	0.000145	<T	0.000050	mg/L		20-SEP-21	R5590138
Silicon (Si)-Total	1.53		0.10	mg/L		20-SEP-21	R5590138
Silver (Ag)-Total	<0.000001	<W	0.00010	mg/L		20-SEP-21	R5590138
Sodium (Na)-Total	6.86		0.10	mg/L		20-SEP-21	R5590138
Strontium (Sr)-Total	0.0525		0.0010	mg/L		20-SEP-21	R5590138
Sulfur (S)-Total	5.4		0.50	mg/L		20-SEP-21	R5590138
Tellurium (Te)-Total	<0.00002	<W	0.0010	mg/L		20-SEP-21	R5590138
Thallium (Tl)-Total	<0.000005	<W	0.00030	mg/L		20-SEP-21	R5590138
Thorium (Th)-Total	0.00003	<DL	0.00010	mg/L		20-SEP-21	R5590138
Tin (Sn)-Total	<0.00001	<W	0.0010	mg/L		20-SEP-21	R5590138
Titanium (Ti)-Total	0.00505		0.0020	mg/L		20-SEP-21	R5590138
Tungsten (W)-Total	<0.00001	<W	0.010	mg/L		20-SEP-21	R5590138
Uranium (U)-Total	0.000256	<DL	0.0050	mg/L		20-SEP-21	R5590138

* Refer to Referenced Information for Qualifiers (if any) and Methodology.

ALS ENVIRONMENTAL ANALYTICAL REPORT

Sample Details/Parameters	Result	Qualifier*	D.L.	Units	Extracted	Analyzed	Batch
L2640634-5 SW15_SW_20210907 Sampled By: Client on 14-SEP-21 @ 09:00 Matrix: Surface Water							
Total Metals							
Vanadium (V)-Total	0.00120	<T	0.0010	mg/L		20-SEP-21	R5590138
Zinc (Zn)-Total	0.0010	<DL	0.0030	mg/L		20-SEP-21	R5590138
Zirconium (Zr)-Total	0.000256	<DL	0.0010	mg/L		20-SEP-21	R5590138
Dissolved Metals							
Dissolved Metals Filtration Location	FIELD					17-SEP-21	R5586493
Aluminum (Al)-Dissolved	0.0242	<T	0.0050	mg/L		17-SEP-21	R5588156
Antimony (Sb)-Dissolved	0.000165	<DL	0.00060	mg/L		17-SEP-21	R5588156
Arsenic (As)-Dissolved	0.00121	<T	0.0010	mg/L		17-SEP-21	R5588156
Barium (Ba)-Dissolved	0.0157		0.010	mg/L		17-SEP-21	R5588156
Beryllium (Be)-Dissolved	<0.000002	<W	0.0010	mg/L		17-SEP-21	R5588156
Bismuth (Bi)-Dissolved	<0.000002	<W	0.0010	mg/L		17-SEP-21	R5588156
Boron (B)-Dissolved	0.0140	<DL	0.050	mg/L		17-SEP-21	R5588156
Cadmium (Cd)-Dissolved	<0.0000005	<W	0.000017	mg/L		17-SEP-21	R5588156
Calcium (Ca)-Dissolved	20.7		0.20	mg/L		17-SEP-21	R5588156
Cesium (Cs)-Dissolved	0.0000010	<DL	0.000010	mg/L		17-SEP-21	R5588156
Chromium (Cr)-Dissolved	0.00011	<DL	0.0010	mg/L		17-SEP-21	R5588156
Cobalt (Co)-Dissolved	0.000090	<DL	0.00050	mg/L		17-SEP-21	R5588156
Copper (Cu)-Dissolved	0.00086	<DL	0.0010	mg/L		17-SEP-21	R5588156
Iron (Fe)-Dissolved	0.0545		0.020	mg/L		17-SEP-21	R5588156
Lead (Pb)-Dissolved	<0.00001	<W	0.000050	mg/L		17-SEP-21	R5588156
Lithium (Li)-Dissolved	0.0032	<DL	0.050	mg/L		17-SEP-21	R5588156
Magnesium (Mg)-Dissolved	8.03		0.020	mg/L		17-SEP-21	R5588156
Manganese (Mn)-Dissolved	0.00704		0.0010	mg/L		17-SEP-21	R5588156
Mercury (Hg)-Dissolved	<0.000005	<W	0.000030	mg/L		21-SEP-21	R5590158
Molybdenum (Mo)-Dissolved	0.000514	<DL	0.0010	mg/L		17-SEP-21	R5588156
Nickel (Ni)-Dissolved	0.00084	<DL	0.0020	mg/L		17-SEP-21	R5588156
Phosphorus (P)-Dissolved	0.010	<DL	0.050	mg/L		17-SEP-21	R5588156
Potassium (K)-Dissolved	2.36		0.50	mg/L		17-SEP-21	R5588156
Rubidium (Rb)-Dissolved	0.00157		0.00020	mg/L		17-SEP-21	R5588156
Selenium (Se)-Dissolved	0.000135	<T	0.000050	mg/L		17-SEP-21	R5588156
Silicon (Si)-Dissolved	1.27		0.050	mg/L		17-SEP-21	R5588156
Silver (Ag)-Dissolved	<0.0000005	<W	0.00010	mg/L		17-SEP-21	R5588156
Sodium (Na)-Dissolved	6.87		0.10	mg/L		17-SEP-21	R5588156
Strontium (Sr)-Dissolved	0.0537		0.0010	mg/L		17-SEP-21	R5588156
Sulfur (S)-Dissolved	5.2		0.50	mg/L		17-SEP-21	R5588156
Tellurium (Te)-Dissolved	<0.00001	<W	0.0010	mg/L		17-SEP-21	R5588156
Thallium (Tl)-Dissolved	<0.000002	<W	0.00030	mg/L		17-SEP-21	R5588156
Thorium (Th)-Dissolved	0.00002	<DL	0.00010	mg/L		17-SEP-21	R5588156
Tin (Sn)-Dissolved	0.000010	<DL	0.0010	mg/L		17-SEP-21	R5588156
Titanium (Ti)-Dissolved	0.00160	<DL	0.0020	mg/L		17-SEP-21	R5588156
Tungsten (W)-Dissolved	0.000004	<DL	0.010	mg/L		17-SEP-21	R5588156

* Refer to Referenced Information for Qualifiers (if any) and Methodology.

ALS ENVIRONMENTAL ANALYTICAL REPORT

Sample Details/Parameters	Result	Qualifier*	D.L.	Units	Extracted	Analyzed	Batch
L2640634-5 SW15_SW_20210907 Sampled By: Client on 14-SEP-21 @ 09:00 Matrix: Surface Water							
Dissolved Metals							
Uranium (U)-Dissolved	0.000248	<DL	0.0050	mg/L		17-SEP-21	R5588156
Vanadium (V)-Dissolved	0.00058	<DL	0.0010	mg/L		17-SEP-21	R5588156
Zinc (Zn)-Dissolved	0.0026	<DL	0.0030	mg/L		17-SEP-21	R5588156
Zirconium (Zr)-Dissolved	0.000260	<DL	0.0010	mg/L		17-SEP-21	R5588156
Aggregate Organics							
Biochemical Oxygen Demand	<2.0		2.0	mg/L		17-SEP-21	R5592816
Chemical Oxygen Demand	46		10	mg/L	17-SEP-21	21-SEP-21	R5590321
Oil and Grease, Total	2.0		1.0	mg/L	22-SEP-21	22-SEP-21	R5592201
L2640634-6 SW16_SW_20210907 Sampled By: Client on 16-SEP-21 @ 07:30 Matrix: Surface Water							
Field Tests							
Dissolved Oxygen, Client Supplied	8.89		0	mg/L		17-SEP-21	R5586083
pH, Client Supplied	7.62		0.10	pH		17-SEP-21	R5586083
Temperature, Client Supplied	17.9		0	Degree C		17-SEP-21	R5586083
Physical Tests							
Color, True	24.7		2.0	CU		18-SEP-21	R5586627
Conductivity (EC)	96.2		1.0	uS/cm		18-SEP-21	R5587956
Hardness (as CaCO3)	33.5		0.51	mg/L		21-SEP-21	
pH	7.66		0.10	pH		18-SEP-21	R5587956
Total Suspended Solids	7.0		3.0	mg/L		18-SEP-21	R5586945
Total Dissolved Solids	72		13	mg/L		18-SEP-21	R5586948
Turbidity	6.50		0.10	NTU		18-SEP-21	R5586709
Anions and Nutrients							
Acidity (as CaCO3)	0.2	<DL	2.0	mg/L		18-SEP-21	R5587956
Alkalinity, Total (as CaCO3)	36.2		2.0	mg/L		20-SEP-21	R5589957
Ammonia, Total (as N)	0.006	<T	0.0050	mg/L		20-SEP-21	R5588136
Ammonia, Un-ionized (as N)	<0.001	<W	0.010	mg/L		21-SEP-21	
Chloride (Cl)	3.16		0.10	mg/L	17-SEP-21	18-SEP-21	R5587517
Fluoride (F)	0.041		0.020	mg/L	17-SEP-21	18-SEP-21	R5587517
Nitrate (as N)	0.002	<DL	0.020	mg/L		18-SEP-21	R5587517
Nitrite (as N)	<0.001	<W	0.010	mg/L		18-SEP-21	R5587517
Total Kjeldahl Nitrogen	0.400		0.050	mg/L	17-SEP-21	21-SEP-21	R5590458
Orthophosphate-Dissolved (as P)	<0.0030		0.0030	mg/L	17-SEP-21	20-SEP-21	R5587673
Sulfate (SO4)	6.50		0.30	mg/L		18-SEP-21	R5587517
Cyanides							
Cyanide, Weak Acid Diss	0.0004	<DL	0.0020	mg/L		20-SEP-21	R5589739
Cyanide, Total	0.0004	<DL	0.0020	mg/L		20-SEP-21	R5589739
Cyanide, Free	<0.0001	<W	0.0020	mg/L		20-SEP-21	R5589739
Organic / Inorganic Carbon							
Dissolved Organic Carbon	10.0		0.50	mg/L	17-SEP-21	24-SEP-21	R5600916
Total Organic Carbon	12.8		0.50	mg/L		23-SEP-21	R5597514

* Refer to Referenced Information for Qualifiers (if any) and Methodology.

ALS ENVIRONMENTAL ANALYTICAL REPORT

Sample Details/Parameters	Result	Qualifier*	D.L.	Units	Extracted	Analyzed	Batch
L2640634-6 SW16_SW_20210907 Sampled By: Client on 16-SEP-21 @ 07:30 Matrix: Surface Water							
Total Metals							
Aluminum (Al)-Total	0.178		0.0050	mg/L		20-SEP-21	R5590138
Antimony (Sb)-Total	0.000040	<DL	0.00060	mg/L		20-SEP-21	R5590138
Arsenic (As)-Total	0.00055	<DL	0.0010	mg/L		20-SEP-21	R5590138
Barium (Ba)-Total	0.0111		0.010	mg/L		20-SEP-21	R5590138
Beryllium (Be)-Total	<0.0000001	<W	0.0010	mg/L		20-SEP-21	R5590138
Bismuth (Bi)-Total	<0.00001	<W	0.0010	mg/L		20-SEP-21	R5590138
Boron (B)-Total	0.0075	<DL	0.050	mg/L		20-SEP-21	R5590138
Cadmium (Cd)-Total	0.000001	<DL	0.000017	mg/L		20-SEP-21	R5590138
Calcium (Ca)-Total	9.35		0.20	mg/L		20-SEP-21	R5590138
Cesium (Cs)-Total	0.0000355		0.000010	mg/L		20-SEP-21	R5590138
Chromium (Cr)-Total	0.00044	<DL	0.0010	mg/L		20-SEP-21	R5590138
Cobalt (Co)-Total	0.000135	<DL	0.00050	mg/L		20-SEP-21	R5590138
Copper (Cu)-Total	0.00098	<DL	0.0010	mg/L		20-SEP-21	R5590138
Iron (Fe)-Total	0.233		0.020	mg/L		20-SEP-21	R5590138
Lead (Pb)-Total	0.00012	<T	0.000050	mg/L		20-SEP-21	R5590138
Lithium (Li)-Total	0.0008	<DL	0.050	mg/L		20-SEP-21	R5590138
Magnesium (Mg)-Total	2.74		0.020	mg/L		20-SEP-21	R5590138
Manganese (Mn)-Total	0.0260		0.0010	mg/L		20-SEP-21	R5590138
Mercury (Hg)-Total	<0.000005	<W	0.000030	mg/L		21-SEP-21	R5590159
Molybdenum (Mo)-Total	0.000255	<DL	0.0010	mg/L		20-SEP-21	R5590138
Nickel (Ni)-Total	0.00072	<DL	0.0020	mg/L		20-SEP-21	R5590138
Phosphorus (P)-Total	<0.005	<W	0.050	mg/L		20-SEP-21	R5590138
Potassium (K)-Total	0.98		0.50	mg/L		20-SEP-21	R5590138
Rubidium (Rb)-Total	0.00246		0.00020	mg/L		20-SEP-21	R5590138
Selenium (Se)-Total	0.000075	<T	0.000050	mg/L		20-SEP-21	R5590138
Silicon (Si)-Total	1.94		0.10	mg/L		20-SEP-21	R5590138
Silver (Ag)-Total	<0.000001	<W	0.00010	mg/L		20-SEP-21	R5590138
Sodium (Na)-Total	5.25		0.10	mg/L		20-SEP-21	R5590138
Strontium (Sr)-Total	0.0249		0.0010	mg/L		20-SEP-21	R5590138
Sulfur (S)-Total	2.6		0.50	mg/L		20-SEP-21	R5590138
Tellurium (Te)-Total	<0.00002	<W	0.0010	mg/L		20-SEP-21	R5590138
Thallium (Tl)-Total	<0.000005	<W	0.00030	mg/L		20-SEP-21	R5590138
Thorium (Th)-Total	0.00004	<DL	0.00010	mg/L		20-SEP-21	R5590138
Tin (Sn)-Total	<0.00001	<W	0.0010	mg/L		20-SEP-21	R5590138
Titanium (Ti)-Total	0.00514		0.0020	mg/L		20-SEP-21	R5590138
Tungsten (W)-Total	<0.00001	<W	0.010	mg/L		20-SEP-21	R5590138
Uranium (U)-Total	0.0000865	<DL	0.0050	mg/L		20-SEP-21	R5590138
Vanadium (V)-Total	0.00095	<DL	0.0010	mg/L		20-SEP-21	R5590138
Zinc (Zn)-Total	0.0015	<DL	0.0030	mg/L		20-SEP-21	R5590138
Zirconium (Zr)-Total	0.000204	<DL	0.0010	mg/L		20-SEP-21	R5590138
Dissolved Metals							

* Refer to Referenced Information for Qualifiers (if any) and Methodology.

ALS ENVIRONMENTAL ANALYTICAL REPORT

Sample Details/Parameters	Result	Qualifier*	D.L.	Units	Extracted	Analyzed	Batch
L2640634-6 SW16_SW_20210907 Sampled By: Client on 16-SEP-21 @ 07:30 Matrix: Surface Water							
Dissolved Metals							
Dissolved Metals Filtration Location	FIELD					17-SEP-21	R5586493
Aluminum (Al)-Dissolved	0.0126	<T	0.0050	mg/L		17-SEP-21	R5588156
Antimony (Sb)-Dissolved	0.000030	<DL	0.00060	mg/L		17-SEP-21	R5588156
Arsenic (As)-Dissolved	0.000458	<DL	0.0010	mg/L		17-SEP-21	R5588156
Barium (Ba)-Dissolved	0.0103		0.010	mg/L		17-SEP-21	R5588156
Beryllium (Be)-Dissolved	0.000002	<DL	0.0010	mg/L		17-SEP-21	R5588156
Bismuth (Bi)-Dissolved	<0.000002	<W	0.0010	mg/L		17-SEP-21	R5588156
Boron (B)-Dissolved	0.0055	<DL	0.050	mg/L		17-SEP-21	R5588156
Cadmium (Cd)-Dissolved	<0.0000005	<W	0.000017	mg/L		17-SEP-21	R5588156
Calcium (Ca)-Dissolved	9.04		0.20	mg/L		17-SEP-21	R5588156
Cesium (Cs)-Dissolved	0.0000020	<DL	0.000010	mg/L		17-SEP-21	R5588156
Chromium (Cr)-Dissolved	0.00010	<DL	0.0010	mg/L		17-SEP-21	R5588156
Cobalt (Co)-Dissolved	0.000022	<DL	0.00050	mg/L		17-SEP-21	R5588156
Copper (Cu)-Dissolved	0.00076	<DL	0.0010	mg/L		17-SEP-21	R5588156
Iron (Fe)-Dissolved	0.0250		0.020	mg/L		17-SEP-21	R5588156
Lead (Pb)-Dissolved	<0.00001	<W	0.000050	mg/L		17-SEP-21	R5588156
Lithium (Li)-Dissolved	0.0008	<DL	0.050	mg/L		17-SEP-21	R5588156
Magnesium (Mg)-Dissolved	2.66		0.020	mg/L		17-SEP-21	R5588156
Manganese (Mn)-Dissolved	0.00662		0.0010	mg/L		17-SEP-21	R5588156
Mercury (Hg)-Dissolved	<0.000005	<W	0.000030	mg/L		21-SEP-21	R5590158
Molybdenum (Mo)-Dissolved	0.000254	<DL	0.0010	mg/L		17-SEP-21	R5588156
Nickel (Ni)-Dissolved	0.00034	<DL	0.0020	mg/L		17-SEP-21	R5588156
Phosphorus (P)-Dissolved	<0.005	<W	0.050	mg/L		17-SEP-21	R5588156
Potassium (K)-Dissolved	0.95		0.50	mg/L		17-SEP-21	R5588156
Rubidium (Rb)-Dissolved	0.00212		0.00020	mg/L		17-SEP-21	R5588156
Selenium (Se)-Dissolved	0.000100	<T	0.000050	mg/L		17-SEP-21	R5588156
Silicon (Si)-Dissolved	1.60		0.050	mg/L		17-SEP-21	R5588156
Silver (Ag)-Dissolved	<0.0000005	<W	0.00010	mg/L		17-SEP-21	R5588156
Sodium (Na)-Dissolved	5.37		0.10	mg/L		17-SEP-21	R5588156
Strontium (Sr)-Dissolved	0.0248		0.0010	mg/L		17-SEP-21	R5588156
Sulfur (S)-Dissolved	2.2		0.50	mg/L		17-SEP-21	R5588156
Tellurium (Te)-Dissolved	<0.00001	<W	0.0010	mg/L		17-SEP-21	R5588156
Thallium (Tl)-Dissolved	<0.000002	<W	0.00030	mg/L		17-SEP-21	R5588156
Thorium (Th)-Dissolved	0.00001	<DL	0.00010	mg/L		17-SEP-21	R5588156
Tin (Sn)-Dissolved	<0.000005	<W	0.0010	mg/L		17-SEP-21	R5588156
Titanium (Ti)-Dissolved	0.00076	<DL	0.0020	mg/L		17-SEP-21	R5588156
Tungsten (W)-Dissolved	0.000004	<DL	0.010	mg/L		17-SEP-21	R5588156
Uranium (U)-Dissolved	0.0000650	<DL	0.0050	mg/L		17-SEP-21	R5588156
Vanadium (V)-Dissolved	0.00032	<DL	0.0010	mg/L		17-SEP-21	R5588156
Zinc (Zn)-Dissolved	0.0008	<DL	0.0030	mg/L		17-SEP-21	R5588156
Zirconium (Zr)-Dissolved	0.000092	<DL	0.0010	mg/L		17-SEP-21	R5588156

* Refer to Referenced Information for Qualifiers (if any) and Methodology.

ALS ENVIRONMENTAL ANALYTICAL REPORT

Sample Details/Parameters	Result	Qualifier*	D.L.	Units	Extracted	Analyzed	Batch
L2640634-6 SW16_SW_20210907 Sampled By: Client on 16-SEP-21 @ 07:30 Matrix: Surface Water							
Dissolved Metals							
Aggregate Organics							
Biochemical Oxygen Demand	<2.0		2.0	mg/L		20-SEP-21	R5599554
Chemical Oxygen Demand	31		10	mg/L	17-SEP-21	21-SEP-21	R5590321
Oil and Grease, Total	3.2		1.0	mg/L	22-SEP-21	22-SEP-21	R5592201
L2640634-7 SW17_SW_20210907 Sampled By: Client on 14-SEP-21 @ 08:30 Matrix: Surface Water							
Field Tests							
Dissolved Oxygen, Client Supplied	7.2		0	mg/L		17-SEP-21	R5586083
pH, Client Supplied	7.8		0.10	pH		17-SEP-21	R5586083
Temperature, Client Supplied	17.8		0	Degree C		17-SEP-21	R5586083
Physical Tests							
Color, True	22.2		2.0	CU		18-SEP-21	R5586627
Conductivity (EC)	97.2		1.0	uS/cm		18-SEP-21	R5587956
Hardness (as CaCO3)	35.4		0.51	mg/L		21-SEP-21	
pH	7.70		0.10	pH		18-SEP-21	R5587956
Total Suspended Solids	2.0	<DL	3.0	mg/L		18-SEP-21	R5586953
Total Dissolved Solids	58		13	mg/L		18-SEP-21	R5586958
Turbidity	3.20		0.10	NTU		18-SEP-21	R5586763
Anions and Nutrients							
Acidity (as CaCO3)	<0.2	<W	2.0	mg/L		18-SEP-21	R5587956
Alkalinity, Total (as CaCO3)	36.8		2.0	mg/L		20-SEP-21	R5589957
Ammonia, Total (as N)	0.002	<DL	0.0050	mg/L		20-SEP-21	R5588136
Ammonia, Un-ionized (as N)	<0.001	<W	0.010	mg/L		21-SEP-21	
Chloride (Cl)	3.07		0.10	mg/L	17-SEP-21	18-SEP-21	R5587517
Fluoride (F)	0.045		0.020	mg/L	17-SEP-21	18-SEP-21	R5587517
Nitrate (as N)	<0.002	<W	0.020	mg/L		18-SEP-21	R5587517
Nitrite (as N)	<0.001	<W	0.010	mg/L		18-SEP-21	R5587517
Total Kjeldahl Nitrogen	0.359		0.050	mg/L	17-SEP-21	21-SEP-21	R5590458
Orthophosphate-Dissolved (as P)	<0.0030		0.0030	mg/L	17-SEP-21	20-SEP-21	R5587673
Sulfate (SO4)	6.00		0.30	mg/L		18-SEP-21	R5587517
Cyanides							
Cyanide, Weak Acid Diss	0.0004	<DL	0.0020	mg/L		20-SEP-21	R5589739
Cyanide, Total	0.0006	<DL	0.0020	mg/L		20-SEP-21	R5589739
Cyanide, Free	<0.0001	<W	0.0020	mg/L		20-SEP-21	R5589739
Organic / Inorganic Carbon							
Dissolved Organic Carbon	9.87		0.50	mg/L	18-SEP-21	27-SEP-21	R5602381
Total Organic Carbon	9.60		0.50	mg/L		21-SEP-21	R5592386
Total Metals							
Aluminum (Al)-Total	0.0772		0.0050	mg/L		20-SEP-21	R5590138
Antimony (Sb)-Total	0.000045	<DL	0.00060	mg/L		20-SEP-21	R5590138
Arsenic (As)-Total	0.00056	<DL	0.0010	mg/L		20-SEP-21	R5590138

* Refer to Referenced Information for Qualifiers (if any) and Methodology.

ALS ENVIRONMENTAL ANALYTICAL REPORT

Sample Details/Parameters	Result	Qualifier*	D.L.	Units	Extracted	Analyzed	Batch
L2640634-7 SW17_SW_20210907 Sampled By: Client on 14-SEP-21 @ 08:30 Matrix: Surface Water							
Total Metals							
Barium (Ba)-Total	0.0100		0.010	mg/L		20-SEP-21	R5590138
Beryllium (Be)-Total	<0.0000001	<W	0.0010	mg/L		20-SEP-21	R5590138
Bismuth (Bi)-Total	<0.00001	<W	0.0010	mg/L		20-SEP-21	R5590138
Boron (B)-Total	0.0070	<DL	0.050	mg/L		20-SEP-21	R5590138
Cadmium (Cd)-Total	0.000002	<DL	0.000017	mg/L		20-SEP-21	R5590138
Calcium (Ca)-Total	9.56		0.20	mg/L		20-SEP-21	R5590138
Cesium (Cs)-Total	0.0000100		0.000010	mg/L		20-SEP-21	R5590138
Chromium (Cr)-Total	0.00026	<DL	0.0010	mg/L		20-SEP-21	R5590138
Cobalt (Co)-Total	0.000075	<DL	0.00050	mg/L		20-SEP-21	R5590138
Copper (Cu)-Total	0.00088	<DL	0.0010	mg/L		20-SEP-21	R5590138
Iron (Fe)-Total	0.104		0.020	mg/L		20-SEP-21	R5590138
Lead (Pb)-Total	0.00003	<DL	0.000050	mg/L		20-SEP-21	R5590138
Lithium (Li)-Total	0.0008	<DL	0.050	mg/L		20-SEP-21	R5590138
Magnesium (Mg)-Total	2.90		0.020	mg/L		20-SEP-21	R5590138
Manganese (Mn)-Total	0.0224		0.0010	mg/L		20-SEP-21	R5590138
Mercury (Hg)-Total	<0.000005	<W	0.000030	mg/L		21-SEP-21	R5590159
Molybdenum (Mo)-Total	0.000250	<DL	0.0010	mg/L		20-SEP-21	R5590138
Nickel (Ni)-Total	0.00054	<DL	0.0020	mg/L		20-SEP-21	R5590138
Phosphorus (P)-Total	<0.005	<W	0.050	mg/L		20-SEP-21	R5590138
Potassium (K)-Total	0.98		0.50	mg/L		20-SEP-21	R5590138
Rubidium (Rb)-Total	0.00214		0.00020	mg/L		20-SEP-21	R5590138
Selenium (Se)-Total	0.000080	<T	0.000050	mg/L		20-SEP-21	R5590138
Silicon (Si)-Total	1.71		0.10	mg/L		20-SEP-21	R5590138
Silver (Ag)-Total	<0.000001	<W	0.00010	mg/L		20-SEP-21	R5590138
Sodium (Na)-Total	4.97		0.10	mg/L		20-SEP-21	R5590138
Strontium (Sr)-Total	0.0259		0.0010	mg/L		20-SEP-21	R5590138
Sulfur (S)-Total	2.2		0.50	mg/L		20-SEP-21	R5590138
Tellurium (Te)-Total	<0.00002	<W	0.0010	mg/L		20-SEP-21	R5590138
Thallium (Tl)-Total	<0.000005	<W	0.00030	mg/L		20-SEP-21	R5590138
Thorium (Th)-Total	0.00001	<DL	0.00010	mg/L		20-SEP-21	R5590138
Tin (Sn)-Total	<0.00001	<W	0.0010	mg/L		20-SEP-21	R5590138
Titanium (Ti)-Total	0.00208		0.0020	mg/L		20-SEP-21	R5590138
Tungsten (W)-Total	<0.00001	<W	0.010	mg/L		20-SEP-21	R5590138
Uranium (U)-Total	0.0000760	<DL	0.0050	mg/L		20-SEP-21	R5590138
Vanadium (V)-Total	0.00065	<DL	0.0010	mg/L		20-SEP-21	R5590138
Zinc (Zn)-Total	0.0010	<DL	0.0030	mg/L		20-SEP-21	R5590138
Zirconium (Zr)-Total	0.000106	<DL	0.0010	mg/L		20-SEP-21	R5590138
Dissolved Metals							
Dissolved Metals Filtration Location	FIELD					17-SEP-21	R5586493
Aluminum (Al)-Dissolved	0.0112	<T	0.0050	mg/L		17-SEP-21	R5588156
Antimony (Sb)-Dissolved	0.000035	<DL	0.00060	mg/L		17-SEP-21	R5588156

* Refer to Referenced Information for Qualifiers (if any) and Methodology.

ALS ENVIRONMENTAL ANALYTICAL REPORT

Sample Details/Parameters	Result	Qualifier*	D.L.	Units	Extracted	Analyzed	Batch
L2640634-7 SW17_SW_20210907 Sampled By: Client on 14-SEP-21 @ 08:30 Matrix: Surface Water							
Dissolved Metals							
Arsenic (As)-Dissolved	0.000483	<DL	0.0010	mg/L		17-SEP-21	R5588156
Barium (Ba)-Dissolved	0.00957	<DL	0.010	mg/L		17-SEP-21	R5588156
Beryllium (Be)-Dissolved	<0.000002	<W	0.0010	mg/L		17-SEP-21	R5588156
Bismuth (Bi)-Dissolved	<0.000002	<W	0.0010	mg/L		17-SEP-21	R5588156
Boron (B)-Dissolved	0.0050	<DL	0.050	mg/L		17-SEP-21	R5588156
Cadmium (Cd)-Dissolved	<0.0000005	<W	0.000017	mg/L		17-SEP-21	R5588156
Calcium (Ca)-Dissolved	9.35		0.20	mg/L		17-SEP-21	R5588156
Cesium (Cs)-Dissolved	0.0000020	<DL	0.000010	mg/L		17-SEP-21	R5588156
Chromium (Cr)-Dissolved	0.00010	<DL	0.0010	mg/L		17-SEP-21	R5588156
Cobalt (Co)-Dissolved	0.000016	<DL	0.00050	mg/L		17-SEP-21	R5588156
Copper (Cu)-Dissolved	0.00072	<DL	0.0010	mg/L		17-SEP-21	R5588156
Iron (Fe)-Dissolved	0.0185	<DL	0.020	mg/L		17-SEP-21	R5588156
Lead (Pb)-Dissolved	<0.00001	<W	0.000050	mg/L		17-SEP-21	R5588156
Lithium (Li)-Dissolved	0.0008	<DL	0.050	mg/L		17-SEP-21	R5588156
Magnesium (Mg)-Dissolved	2.93		0.020	mg/L		17-SEP-21	R5588156
Manganese (Mn)-Dissolved	0.00114		0.0010	mg/L		17-SEP-21	R5588156
Mercury (Hg)-Dissolved	<0.000005	<W	0.000030	mg/L		21-SEP-21	R5590158
Molybdenum (Mo)-Dissolved	0.000250	<DL	0.0010	mg/L		17-SEP-21	R5588156
Nickel (Ni)-Dissolved	0.00036	<DL	0.0020	mg/L		17-SEP-21	R5588156
Phosphorus (P)-Dissolved	<0.005	<W	0.050	mg/L		17-SEP-21	R5588156
Potassium (K)-Dissolved	0.95		0.50	mg/L		17-SEP-21	R5588156
Rubidium (Rb)-Dissolved	0.00197		0.00020	mg/L		17-SEP-21	R5588156
Selenium (Se)-Dissolved	0.000115	<T	0.000050	mg/L		17-SEP-21	R5588156
Silicon (Si)-Dissolved	1.60		0.050	mg/L		17-SEP-21	R5588156
Silver (Ag)-Dissolved	<0.0000005	<W	0.00010	mg/L		17-SEP-21	R5588156
Sodium (Na)-Dissolved	4.94		0.10	mg/L		17-SEP-21	R5588156
Strontium (Sr)-Dissolved	0.0258		0.0010	mg/L		17-SEP-21	R5588156
Sulfur (S)-Dissolved	2.0		0.50	mg/L		17-SEP-21	R5588156
Tellurium (Te)-Dissolved	<0.00001	<W	0.0010	mg/L		17-SEP-21	R5588156
Thallium (Tl)-Dissolved	<0.000002	<W	0.00030	mg/L		17-SEP-21	R5588156
Thorium (Th)-Dissolved	<0.00001	<W	0.00010	mg/L		17-SEP-21	R5588156
Tin (Sn)-Dissolved	<0.000005	<W	0.0010	mg/L		17-SEP-21	R5588156
Titanium (Ti)-Dissolved	0.00044	<DL	0.0020	mg/L		17-SEP-21	R5588156
Tungsten (W)-Dissolved	0.000002	<DL	0.010	mg/L		17-SEP-21	R5588156
Uranium (U)-Dissolved	0.0000745	<DL	0.0050	mg/L		17-SEP-21	R5588156
Vanadium (V)-Dissolved	0.00034	<DL	0.0010	mg/L		17-SEP-21	R5588156
Zinc (Zn)-Dissolved	0.0004	<DL	0.0030	mg/L		17-SEP-21	R5588156
Zirconium (Zr)-Dissolved	0.000142	<DL	0.0010	mg/L		17-SEP-21	R5588156
Aggregate Organics							
Biochemical Oxygen Demand	<2.0		2.0	mg/L		17-SEP-21	R5592816
Chemical Oxygen Demand	28		10	mg/L	17-SEP-21	21-SEP-21	R5590321

* Refer to Referenced Information for Qualifiers (if any) and Methodology.

ALS ENVIRONMENTAL ANALYTICAL REPORT

Sample Details/Parameters	Result	Qualifier*	D.L.	Units	Extracted	Analyzed	Batch
L2640634-7 SW17_SW_20210907 Sampled By: Client on 14-SEP-21 @ 08:30 Matrix: Surface Water							
Aggregate Organics							
Oil and Grease, Total	1.4		1.0	mg/L	22-SEP-21	22-SEP-21	R5592201
L2640634-8 SW20_SW_20210907 Sampled By: Client on 14-SEP-21 @ 09:05 Matrix: Surface Water							
Field Tests							
Dissolved Oxygen, Client Supplied	.72		0	mg/L		17-SEP-21	R5586083
pH, Client Supplied	7.33		0.10	pH		17-SEP-21	R5586083
Temperature, Client Supplied	13.2		0	Degree C		17-SEP-21	R5586083
Physical Tests							
Color, True	54.8		2.0	CU		18-SEP-21	R5586627
Conductivity (EC)	453		1.0	uS/cm		18-SEP-21	R5587956
Hardness (as CaCO3)	185		0.51	mg/L		21-SEP-21	
pH	8.12		0.10	pH		18-SEP-21	R5587956
Total Suspended Solids	4.0		3.0	mg/L		18-SEP-21	R5586953
Total Dissolved Solids	262		20	mg/L		18-SEP-21	R5586958
Turbidity	5.34		0.10	NTU		18-SEP-21	R5586763
Anions and Nutrients							
Acidity (as CaCO3)	<0.2	<W	2.0	mg/L		18-SEP-21	R5587956
Alkalinity, Total (as CaCO3)	169		2.0	mg/L		20-SEP-21	R5589957
Ammonia, Total (as N)	0.030	<T	0.0050	mg/L		20-SEP-21	R5588136
Ammonia, Un-ionized (as N)	<0.001	<W	0.010	mg/L		21-SEP-21	
Chloride (Cl)	39.4		0.10	mg/L	17-SEP-21	18-SEP-21	R5587517
Fluoride (F)	0.094		0.020	mg/L	17-SEP-21	18-SEP-21	R5587517
Nitrate (as N)	0.006	<DL	0.020	mg/L		18-SEP-21	R5587517
Nitrite (as N)	<0.001	<W	0.010	mg/L		18-SEP-21	R5587517
Total Kjeldahl Nitrogen	1.52		0.050	mg/L	17-SEP-21	21-SEP-21	R5590458
Orthophosphate-Dissolved (as P)	<0.0030		0.0030	mg/L	17-SEP-21	20-SEP-21	R5587673
Sulfate (SO4)	3.35	<T	0.30	mg/L		18-SEP-21	R5587517
Cyanides							
Cyanide, Weak Acid Diss	0.0010	<DL	0.0020	mg/L		20-SEP-21	R5589739
Cyanide, Total	0.0010	<DL	0.0020	mg/L		20-SEP-21	R5589739
Cyanide, Free	0.0007	<DL	0.0020	mg/L		20-SEP-21	R5589739
Organic / Inorganic Carbon							
Dissolved Organic Carbon	31.0	DLM	2.5	mg/L	23-SEP-21	27-SEP-21	R5602617
Total Organic Carbon	28.6		0.50	mg/L		21-SEP-21	R5592386
Total Metals							
Aluminum (Al)-Total	0.0430		0.0050	mg/L		20-SEP-21	R5590138
Antimony (Sb)-Total	0.000065	<DL	0.00060	mg/L		20-SEP-21	R5590138
Arsenic (As)-Total	0.00173	<T	0.0010	mg/L		20-SEP-21	R5590138
Barium (Ba)-Total	0.0127		0.010	mg/L		20-SEP-21	R5590138
Beryllium (Be)-Total	<0.0000001	<W	0.0010	mg/L		20-SEP-21	R5590138
Bismuth (Bi)-Total	<0.00001	<W	0.0010	mg/L		20-SEP-21	R5590138

* Refer to Referenced Information for Qualifiers (if any) and Methodology.

ALS ENVIRONMENTAL ANALYTICAL REPORT

Sample Details/Parameters	Result	Qualifier*	D.L.	Units	Extracted	Analyzed	Batch
L2640634-8 SW20_SW_20210907 Sampled By: Client on 14-SEP-21 @ 09:05 Matrix: Surface Water							
Total Metals							
Boron (B)-Total	0.0220	<DL	0.050	mg/L		20-SEP-21	R5590138
Cadmium (Cd)-Total	<0.000001	<W	0.000017	mg/L		20-SEP-21	R5590138
Calcium (Ca)-Total	38.2		0.20	mg/L		20-SEP-21	R5590138
Cesium (Cs)-Total	0.0000020	<DL	0.000010	mg/L		20-SEP-21	R5590138
Chromium (Cr)-Total	0.00018	<DL	0.0010	mg/L		20-SEP-21	R5590138
Cobalt (Co)-Total	0.000270	<DL	0.00050	mg/L		20-SEP-21	R5590138
Copper (Cu)-Total	0.00034	<DL	0.0010	mg/L		20-SEP-21	R5590138
Iron (Fe)-Total	1.12		0.020	mg/L		20-SEP-21	R5590138
Lead (Pb)-Total	<0.00001	<W	0.000050	mg/L		20-SEP-21	R5590138
Lithium (Li)-Total	0.0074	<DL	0.050	mg/L		20-SEP-21	R5590138
Magnesium (Mg)-Total	20.6		0.020	mg/L		20-SEP-21	R5590138
Manganese (Mn)-Total	0.300		0.0010	mg/L		20-SEP-21	R5590138
Mercury (Hg)-Total	<0.000005	<W	0.000030	mg/L		21-SEP-21	R5590159
Molybdenum (Mo)-Total	0.000475	<DL	0.0010	mg/L		20-SEP-21	R5590138
Nickel (Ni)-Total	0.00094	<DL	0.0020	mg/L		20-SEP-21	R5590138
Phosphorus (P)-Total	0.055		0.050	mg/L		20-SEP-21	R5590138
Potassium (K)-Total	3.27		0.50	mg/L		20-SEP-21	R5590138
Rubidium (Rb)-Total	0.00188		0.00020	mg/L		20-SEP-21	R5590138
Selenium (Se)-Total	0.000105	<T	0.000050	mg/L		20-SEP-21	R5590138
Silicon (Si)-Total	1.09		0.10	mg/L		20-SEP-21	R5590138
Silver (Ag)-Total	<0.000001	<W	0.00010	mg/L		20-SEP-21	R5590138
Sodium (Na)-Total	18.2		0.10	mg/L		20-SEP-21	R5590138
Strontium (Sr)-Total	0.0828		0.0010	mg/L		20-SEP-21	R5590138
Sulfur (S)-Total	2.0		0.50	mg/L		20-SEP-21	R5590138
Tellurium (Te)-Total	<0.00002	<W	0.0010	mg/L		20-SEP-21	R5590138
Thallium (Tl)-Total	<0.000005	<W	0.00030	mg/L		20-SEP-21	R5590138
Thorium (Th)-Total	<0.00001	<W	0.00010	mg/L		20-SEP-21	R5590138
Tin (Sn)-Total	<0.00001	<W	0.0010	mg/L		20-SEP-21	R5590138
Titanium (Ti)-Total	0.00141	<DL	0.0020	mg/L		20-SEP-21	R5590138
Tungsten (W)-Total	<0.00001	<W	0.010	mg/L		20-SEP-21	R5590138
Uranium (U)-Total	0.000606	<DL	0.0050	mg/L		20-SEP-21	R5590138
Vanadium (V)-Total	0.00050	<DL	0.0010	mg/L		20-SEP-21	R5590138
Zinc (Zn)-Total	0.0015	<DL	0.0030	mg/L		20-SEP-21	R5590138
Zirconium (Zr)-Total	0.000120	<DL	0.0010	mg/L		20-SEP-21	R5590138
Dissolved Metals							
Dissolved Metals Filtration Location	FIELD					17-SEP-21	R5586493
Aluminum (Al)-Dissolved	0.0024	<DL	0.0050	mg/L		17-SEP-21	R5588156
Antimony (Sb)-Dissolved	0.000065	<DL	0.00060	mg/L		17-SEP-21	R5588156
Arsenic (As)-Dissolved	0.00145	<T	0.0010	mg/L		17-SEP-21	R5588156
Barium (Ba)-Dissolved	0.0122		0.010	mg/L		17-SEP-21	R5588156
Beryllium (Be)-Dissolved	0.000002	<DL	0.0010	mg/L		17-SEP-21	R5588156

* Refer to Referenced Information for Qualifiers (if any) and Methodology.

ALS ENVIRONMENTAL ANALYTICAL REPORT

Sample Details/Parameters	Result	Qualifier*	D.L.	Units	Extracted	Analyzed	Batch
L2640634-8 SW20_SW_20210907 Sampled By: Client on 14-SEP-21 @ 09:05 Matrix: Surface Water							
Dissolved Metals							
Bismuth (Bi)-Dissolved	<0.000002	<W	0.0010	mg/L		17-SEP-21	R5588156
Boron (B)-Dissolved	0.0205	<DL	0.050	mg/L		17-SEP-21	R5588156
Cadmium (Cd)-Dissolved	<0.0000005	<W	0.000017	mg/L		17-SEP-21	R5588156
Calcium (Ca)-Dissolved	37.8		0.20	mg/L		17-SEP-21	R5588156
Cesium (Cs)-Dissolved	0.0000040	<DL	0.000010	mg/L		17-SEP-21	R5588156
Chromium (Cr)-Dissolved	0.00003	<DL	0.0010	mg/L		17-SEP-21	R5588156
Cobalt (Co)-Dissolved	0.000230	<DL	0.00050	mg/L		17-SEP-21	R5588156
Copper (Cu)-Dissolved	0.00046	<DL	0.0010	mg/L		17-SEP-21	R5588156
Iron (Fe)-Dissolved	0.364		0.020	mg/L		17-SEP-21	R5588156
Lead (Pb)-Dissolved	<0.00001	<W	0.000050	mg/L		17-SEP-21	R5588156
Lithium (Li)-Dissolved	0.0076	<DL	0.050	mg/L		17-SEP-21	R5588156
Magnesium (Mg)-Dissolved	22.0		0.020	mg/L		17-SEP-21	R5588156
Manganese (Mn)-Dissolved	0.258		0.0010	mg/L		17-SEP-21	R5588156
Mercury (Hg)-Dissolved	<0.000005	<W	0.000030	mg/L		21-SEP-21	R5590158
Molybdenum (Mo)-Dissolved	0.000500	<DL	0.0010	mg/L		17-SEP-21	R5588156
Nickel (Ni)-Dissolved	0.00082	<DL	0.0020	mg/L		17-SEP-21	R5588156
Phosphorus (P)-Dissolved	0.015	<DL	0.050	mg/L		17-SEP-21	R5588156
Potassium (K)-Dissolved	3.33		0.50	mg/L		17-SEP-21	R5588156
Rubidium (Rb)-Dissolved	0.00192		0.00020	mg/L		17-SEP-21	R5588156
Selenium (Se)-Dissolved	0.000130	<T	0.000050	mg/L		17-SEP-21	R5588156
Silicon (Si)-Dissolved	1.01		0.050	mg/L		17-SEP-21	R5588156
Silver (Ag)-Dissolved	<0.0000005	<W	0.00010	mg/L		17-SEP-21	R5588156
Sodium (Na)-Dissolved	18.3		0.10	mg/L		17-SEP-21	R5588156
Strontium (Sr)-Dissolved	0.0858		0.0010	mg/L		17-SEP-21	R5588156
Sulfur (S)-Dissolved	1.6		0.50	mg/L		17-SEP-21	R5588156
Tellurium (Te)-Dissolved	0.00001	<DL	0.0010	mg/L		17-SEP-21	R5588156
Thallium (Tl)-Dissolved	<0.000002	<W	0.00030	mg/L		17-SEP-21	R5588156
Thorium (Th)-Dissolved	<0.00001	<W	0.00010	mg/L		17-SEP-21	R5588156
Tin (Sn)-Dissolved	0.000045	<DL	0.0010	mg/L		17-SEP-21	R5588156
Titanium (Ti)-Dissolved	0.00034	<DL	0.0020	mg/L		17-SEP-21	R5588156
Tungsten (W)-Dissolved	<0.000002	<W	0.010	mg/L		17-SEP-21	R5588156
Uranium (U)-Dissolved	0.000582	<DL	0.0050	mg/L		17-SEP-21	R5588156
Vanadium (V)-Dissolved	0.00018	<DL	0.0010	mg/L		17-SEP-21	R5588156
Zinc (Zn)-Dissolved	0.0012	<DL	0.0030	mg/L		17-SEP-21	R5588156
Zirconium (Zr)-Dissolved	0.000126	<DL	0.0010	mg/L		17-SEP-21	R5588156
Aggregate Organics							
Biochemical Oxygen Demand	<2.0		2.0	mg/L		17-SEP-21	R5592816
Chemical Oxygen Demand	81		10	mg/L	17-SEP-21	21-SEP-21	R5590321
Oil and Grease, Total	1.0		1.0	mg/L	22-SEP-21	22-SEP-21	R5592201
Radiological Parameters							
Ra-226	<0.010		0.010	Bq/L		05-OCT-21	R5615043

* Refer to Referenced Information for Qualifiers (if any) and Methodology.

ALS ENVIRONMENTAL ANALYTICAL REPORT

Sample Details/Parameters	Result	Qualifier*	D.L.	Units	Extracted	Analyzed	Batch
L2640634-9 SW22A_SW_20210907 Sampled By: Client on 15-SEP-21 @ 11:55 Matrix: Surface Water							
Field Tests							
Dissolved Oxygen, Client Supplied	2.39		0	mg/L		17-SEP-21	R5586083
pH, Client Supplied	7.71		0.10	pH		17-SEP-21	R5586083
Temperature, Client Supplied	13		0	Degree C		17-SEP-21	R5586083
Physical Tests							
Color, True	46.5		2.0	CU		18-SEP-21	R5586627
Conductivity (EC)	947		1.0	uS/cm		18-SEP-21	R5587956
Hardness (as CaCO3)	390		0.51	mg/L		21-SEP-21	
pH	8.01		0.10	pH		18-SEP-21	R5587956
Total Suspended Solids	8.5		3.0	mg/L		18-SEP-21	R5586945
Total Dissolved Solids	634		20	mg/L		18-SEP-21	R5586948
Turbidity	7.33		0.10	NTU		18-SEP-21	R5586654
Anions and Nutrients							
Acidity (as CaCO3)	3.6		2.0	mg/L		18-SEP-21	R5587956
Alkalinity, Total (as CaCO3)	253		2.0	mg/L		20-SEP-21	R5589957
Ammonia, Total (as N)	0.046	<T	0.0050	mg/L		20-SEP-21	R5588136
Ammonia, Un-ionized (as N)	<0.001	<W	0.010	mg/L		21-SEP-21	
Chloride (Cl)	23.1		0.10	mg/L	17-SEP-21	18-SEP-21	R5587517
Fluoride (F)	0.125		0.020	mg/L	17-SEP-21	18-SEP-21	R5587517
Nitrate (as N)	0.018	<DL	0.020	mg/L		18-SEP-21	R5587517
Nitrite (as N)	0.001	<DL	0.010	mg/L		18-SEP-21	R5587517
Total Kjeldahl Nitrogen	1.38		0.050	mg/L	17-SEP-21	21-SEP-21	R5590458
Orthophosphate-Dissolved (as P)	0.0344		0.0030	mg/L	17-SEP-21	20-SEP-21	R5587673
Sulfate (SO4)	223		0.30	mg/L		18-SEP-21	R5587517
Cyanides							
Cyanide, Weak Acid Diss	0.0006	<DL	0.0020	mg/L		20-SEP-21	R5589739
Cyanide, Total	0.0006	<DL	0.0020	mg/L		20-SEP-21	R5589739
Cyanide, Free	0.0002	<DL	0.0020	mg/L		20-SEP-21	R5589739
Organic / Inorganic Carbon							
Dissolved Organic Carbon	23.6		0.50	mg/L	17-SEP-21	24-SEP-21	R5597796
Total Organic Carbon	25.0		0.50	mg/L		21-SEP-21	R5592386
Total Metals							
Aluminum (Al)-Total	0.161		0.0050	mg/L		20-SEP-21	R5590138
Antimony (Sb)-Total	0.000150	<DL	0.00060	mg/L		20-SEP-21	R5590138
Arsenic (As)-Total	0.00163	<T	0.0010	mg/L		20-SEP-21	R5590138
Barium (Ba)-Total	0.0411		0.010	mg/L		20-SEP-21	R5590138
Beryllium (Be)-Total	0.0000018	<DL	0.0010	mg/L		20-SEP-21	R5590138
Bismuth (Bi)-Total	<0.00001	<W	0.0010	mg/L		20-SEP-21	R5590138
Boron (B)-Total	0.0300	<DL	0.050	mg/L		20-SEP-21	R5590138
Cadmium (Cd)-Total	0.000002	<DL	0.000017	mg/L		20-SEP-21	R5590138
Calcium (Ca)-Total	91.0		0.20	mg/L		20-SEP-21	R5590138
Cesium (Cs)-Total	0.0000130		0.000010	mg/L		20-SEP-21	R5590138
Chromium (Cr)-Total	0.00042	<DL	0.0010	mg/L		20-SEP-21	R5590138

* Refer to Referenced Information for Qualifiers (if any) and Methodology.

ALS ENVIRONMENTAL ANALYTICAL REPORT

Sample Details/Parameters	Result	Qualifier*	D.L.	Units	Extracted	Analyzed	Batch
L2640634-9 SW22A_SW_20210907 Sampled By: Client on 15-SEP-21 @ 11:55 Matrix: Surface Water							
Total Metals							
Cobalt (Co)-Total	0.000265	<DL	0.00050	mg/L		20-SEP-21	R5590138
Copper (Cu)-Total	0.00062	<DL	0.0010	mg/L		20-SEP-21	R5590138
Iron (Fe)-Total	0.383		0.020	mg/L		20-SEP-21	R5590138
Lead (Pb)-Total	0.00009	<T	0.000050	mg/L		20-SEP-21	R5590138
Lithium (Li)-Total	0.0124	<DL	0.050	mg/L		20-SEP-21	R5590138
Magnesium (Mg)-Total	38.8		0.020	mg/L		20-SEP-21	R5590138
Manganese (Mn)-Total	0.189		0.0010	mg/L		20-SEP-21	R5590138
Mercury (Hg)-Total	<0.000005	<W	0.000030	mg/L		21-SEP-21	R5590159
Molybdenum (Mo)-Total	0.000905	<DL	0.0010	mg/L		20-SEP-21	R5590138
Nickel (Ni)-Total	0.00184	<DL	0.0020	mg/L		20-SEP-21	R5590138
Phosphorus (P)-Total	0.075		0.050	mg/L		20-SEP-21	R5590138
Potassium (K)-Total	8.63		0.50	mg/L		20-SEP-21	R5590138
Rubidium (Rb)-Total	0.00235		0.00020	mg/L		20-SEP-21	R5590138
Selenium (Se)-Total	0.000145	<T	0.000050	mg/L		20-SEP-21	R5590138
Silicon (Si)-Total	6.55		0.10	mg/L		20-SEP-21	R5590138
Silver (Ag)-Total	<0.000001	<W	0.00010	mg/L		20-SEP-21	R5590138
Sodium (Na)-Total	43.9		0.10	mg/L		20-SEP-21	R5590138
Strontium (Sr)-Total	0.243		0.0010	mg/L		20-SEP-21	R5590138
Sulfur (S)-Total	79.0		0.50	mg/L		20-SEP-21	R5590138
Tellurium (Te)-Total	<0.00002	<W	0.0010	mg/L		20-SEP-21	R5590138
Thallium (Tl)-Total	<0.000005	<W	0.00030	mg/L		20-SEP-21	R5590138
Thorium (Th)-Total	0.00002	<DL	0.00010	mg/L		20-SEP-21	R5590138
Tin (Sn)-Total	<0.00001	<W	0.0010	mg/L		20-SEP-21	R5590138
Titanium (Ti)-Total	0.00564		0.0020	mg/L		20-SEP-21	R5590138
Tungsten (W)-Total	<0.00001	<W	0.010	mg/L		20-SEP-21	R5590138
Uranium (U)-Total	0.00177	<DL	0.0050	mg/L		20-SEP-21	R5590138
Vanadium (V)-Total	0.00110	<T	0.0010	mg/L		20-SEP-21	R5590138
Zinc (Zn)-Total	0.0020	<DL	0.0030	mg/L		20-SEP-21	R5590138
Zirconium (Zr)-Total	0.000238	<DL	0.0010	mg/L		20-SEP-21	R5590138
Dissolved Metals							
Dissolved Metals Filtration Location	FIELD					17-SEP-21	R5586493
Aluminum (Al)-Dissolved	0.0034	<DL	0.0050	mg/L		17-SEP-21	R5588156
Antimony (Sb)-Dissolved	0.000135	<DL	0.00060	mg/L		17-SEP-21	R5588156
Arsenic (As)-Dissolved	0.00149	<T	0.0010	mg/L		17-SEP-21	R5588156
Barium (Ba)-Dissolved	0.0432		0.010	mg/L		17-SEP-21	R5588156
Beryllium (Be)-Dissolved	0.000006	<DL	0.0010	mg/L		17-SEP-21	R5588156
Bismuth (Bi)-Dissolved	<0.000002	<W	0.0010	mg/L		17-SEP-21	R5588156
Boron (B)-Dissolved	0.0265	<DL	0.050	mg/L		17-SEP-21	R5588156
Cadmium (Cd)-Dissolved	<0.0000005	<W	0.000017	mg/L		17-SEP-21	R5588156
Calcium (Ca)-Dissolved	90.2		0.20	mg/L		17-SEP-21	R5588156
Cesium (Cs)-Dissolved	<0.0000005	<W	0.000010	mg/L		17-SEP-21	R5588156

* Refer to Referenced Information for Qualifiers (if any) and Methodology.

ALS ENVIRONMENTAL ANALYTICAL REPORT

Sample Details/Parameters	Result	Qualifier*	D.L.	Units	Extracted	Analyzed	Batch
L2640634-9 SW22A_SW_20210907 Sampled By: Client on 15-SEP-21 @ 11:55 Matrix: Surface Water							
Dissolved Metals							
Chromium (Cr)-Dissolved	0.00005	<DL	0.0010	mg/L		17-SEP-21	R5588156
Cobalt (Co)-Dissolved	0.000174	<DL	0.00050	mg/L		17-SEP-21	R5588156
Copper (Cu)-Dissolved	0.00034	<DL	0.0010	mg/L		17-SEP-21	R5588156
Iron (Fe)-Dissolved	0.0640		0.020	mg/L		17-SEP-21	R5588156
Lead (Pb)-Dissolved	<0.00001	<W	0.000050	mg/L		17-SEP-21	R5588156
Lithium (Li)-Dissolved	0.0120	<DL	0.050	mg/L		17-SEP-21	R5588156
Magnesium (Mg)-Dissolved	40.0		0.020	mg/L		17-SEP-21	R5588156
Manganese (Mn)-Dissolved	0.171		0.0010	mg/L		17-SEP-21	R5588156
Mercury (Hg)-Dissolved	<0.000005	<W	0.000030	mg/L		21-SEP-21	R5590158
Molybdenum (Mo)-Dissolved	0.000878	<DL	0.0010	mg/L		17-SEP-21	R5588156
Nickel (Ni)-Dissolved	0.00150	<DL	0.0020	mg/L		17-SEP-21	R5588156
Phosphorus (P)-Dissolved	0.060		0.050	mg/L		17-SEP-21	R5588156
Potassium (K)-Dissolved	8.94		0.50	mg/L		17-SEP-21	R5588156
Rubidium (Rb)-Dissolved	0.00203		0.00020	mg/L		17-SEP-21	R5588156
Selenium (Se)-Dissolved	0.000240	<T	0.000050	mg/L		17-SEP-21	R5588156
Silicon (Si)-Dissolved	6.27		0.050	mg/L		17-SEP-21	R5588156
Silver (Ag)-Dissolved	<0.0000005	<W	0.00010	mg/L		17-SEP-21	R5588156
Sodium (Na)-Dissolved	44.4		0.10	mg/L		17-SEP-21	R5588156
Strontium (Sr)-Dissolved	0.251		0.0010	mg/L		17-SEP-21	R5588156
Sulfur (S)-Dissolved	80.2		0.50	mg/L		17-SEP-21	R5588156
Tellurium (Te)-Dissolved	<0.00001	<W	0.0010	mg/L		17-SEP-21	R5588156
Thallium (Tl)-Dissolved	<0.000002	<W	0.00030	mg/L		17-SEP-21	R5588156
Thorium (Th)-Dissolved	<0.00001	<W	0.00010	mg/L		17-SEP-21	R5588156
Tin (Sn)-Dissolved	<0.000005	<W	0.0010	mg/L		17-SEP-21	R5588156
Titanium (Ti)-Dissolved	0.00042	<DL	0.0020	mg/L		17-SEP-21	R5588156
Tungsten (W)-Dissolved	<0.000002	<W	0.010	mg/L		17-SEP-21	R5588156
Uranium (U)-Dissolved	0.00178	<DL	0.0050	mg/L		17-SEP-21	R5588156
Vanadium (V)-Dissolved	0.00052	<DL	0.0010	mg/L		17-SEP-21	R5588156
Zinc (Zn)-Dissolved	0.0016	<DL	0.0030	mg/L		17-SEP-21	R5588156
Zirconium (Zr)-Dissolved	0.000202	<DL	0.0010	mg/L		17-SEP-21	R5588156
Aggregate Organics							
Biochemical Oxygen Demand	<2.0		2.0	mg/L		18-SEP-21	R5595465
Chemical Oxygen Demand	69		10	mg/L	17-SEP-21	21-SEP-21	R5590321
Oil and Grease, Total	4.4		1.0	mg/L	22-SEP-21	22-SEP-21	R5592201
L2640634-10 SW26_SW_20210907 Sampled By: Client on 14-SEP-21 @ 11:25 Matrix: Surface Water							
Field Tests							
Dissolved Oxygen, Client Supplied	5.73		0	mg/L		17-SEP-21	R5586083
pH, Client Supplied	7.76		0.10	pH		17-SEP-21	R5586083
Temperature, Client Supplied	14.6		0	Degree C		17-SEP-21	R5586083
Physical Tests							

* Refer to Referenced Information for Qualifiers (if any) and Methodology.

ALS ENVIRONMENTAL ANALYTICAL REPORT

Sample Details/Parameters	Result	Qualifier*	D.L.	Units	Extracted	Analyzed	Batch
L2640634-10 SW26_SW_20210907 Sampled By: Client on 14-SEP-21 @ 11:25 Matrix: Surface Water							
Physical Tests							
Color, True	24.2		2.0	CU		18-SEP-21	R5586627
Conductivity (EC)	930		1.0	uS/cm		18-SEP-21	R5587956
Hardness (as CaCO3)	471		0.51	mg/L		23-SEP-21	
pH	8.26		0.10	pH		18-SEP-21	R5587956
Total Suspended Solids	9.0		3.0	mg/L		18-SEP-21	R5586953
Total Dissolved Solids	566		20	mg/L		18-SEP-21	R5586958
Turbidity	3.76		0.10	NTU		17-SEP-21	R5586316
Anions and Nutrients							
Acidity (as CaCO3)	<0.2	<W	2.0	mg/L		18-SEP-21	R5587956
Alkalinity, Total (as CaCO3)	425		2.0	mg/L		20-SEP-21	R5589957
Ammonia, Total (as N)	0.012	<T	0.0050	mg/L		20-SEP-21	R5588136
Ammonia, Un-ionized (as N)	<0.001	<W	0.010	mg/L		21-SEP-21	
Chloride (Cl)	30.8		0.10	mg/L	17-SEP-21	18-SEP-21	R5587517
Fluoride (F)	0.148		0.020	mg/L	17-SEP-21	18-SEP-21	R5587517
Nitrate (as N)	0.002	<DL	0.020	mg/L		18-SEP-21	R5587517
Nitrite (as N)	0.001	<DL	0.010	mg/L		18-SEP-21	R5587517
Total Kjeldahl Nitrogen	0.602		0.050	mg/L	17-SEP-21	21-SEP-21	R5590458
Orthophosphate-Dissolved (as P)	<0.0030		0.0030	mg/L	17-SEP-21	20-SEP-21	R5587673
Sulfate (SO4)	72.9		0.30	mg/L		18-SEP-21	R5587517
Cyanides							
Cyanide, Weak Acid Diss	0.0006	<DL	0.0020	mg/L		20-SEP-21	R5589739
Cyanide, Total	0.0006	<DL	0.0020	mg/L		20-SEP-21	R5589739
Cyanide, Free	0.0001	<DL	0.0020	mg/L		20-SEP-21	R5589739
Organic / Inorganic Carbon							
Dissolved Organic Carbon	15.4		0.50	mg/L	17-SEP-21	22-SEP-21	R5594380
Total Organic Carbon	14.2		0.50	mg/L		21-SEP-21	R5592386
Total Metals							
Aluminum (Al)-Total	0.0044	<DL	0.0050	mg/L		20-SEP-21	R5590138
Antimony (Sb)-Total	0.000110	<DL	0.00060	mg/L		20-SEP-21	R5590138
Arsenic (As)-Total	0.00133	<T	0.0010	mg/L		20-SEP-21	R5590138
Barium (Ba)-Total	0.0547		0.010	mg/L		20-SEP-21	R5590138
Beryllium (Be)-Total	<0.0000001	<W	0.0010	mg/L		20-SEP-21	R5590138
Bismuth (Bi)-Total	<0.00001	<W	0.0010	mg/L		20-SEP-21	R5590138
Boron (B)-Total	0.0715		0.050	mg/L		20-SEP-21	R5590138
Cadmium (Cd)-Total	<0.000001	<W	0.000017	mg/L		20-SEP-21	R5590138
Calcium (Ca)-Total	97.2		0.20	mg/L		20-SEP-21	R5590138
Cesium (Cs)-Total	<0.0000005	<W	0.000010	mg/L		20-SEP-21	R5590138
Chromium (Cr)-Total	0.00006	<DL	0.0010	mg/L		20-SEP-21	R5590138
Cobalt (Co)-Total	0.000145	<DL	0.00050	mg/L		20-SEP-21	R5590138
Copper (Cu)-Total	0.00100	<T	0.0010	mg/L		20-SEP-21	R5590138
Iron (Fe)-Total	0.0200		0.020	mg/L		20-SEP-21	R5590138
Lead (Pb)-Total	<0.00001	<W	0.000050	mg/L		20-SEP-21	R5590138

* Refer to Referenced Information for Qualifiers (if any) and Methodology.

ALS ENVIRONMENTAL ANALYTICAL REPORT

Sample Details/Parameters	Result	Qualifier*	D.L.	Units	Extracted	Analyzed	Batch
L2640634-10 SW26_SW_20210907 Sampled By: Client on 14-SEP-21 @ 11:25 Matrix: Surface Water							
Total Metals							
Lithium (Li)-Total	0.0252	<DL	0.050	mg/L		20-SEP-21	R5590138
Magnesium (Mg)-Total	52.9		0.020	mg/L		20-SEP-21	R5590138
Manganese (Mn)-Total	0.0506		0.0010	mg/L		20-SEP-21	R5590138
Mercury (Hg)-Total	<0.000005	<W	0.000030	mg/L		21-SEP-21	R5590159
Molybdenum (Mo)-Total	0.00329	<T	0.0010	mg/L		20-SEP-21	R5590138
Nickel (Ni)-Total	0.00116	<DL	0.0020	mg/L		20-SEP-21	R5590138
Phosphorus (P)-Total	<0.005	<W	0.050	mg/L		20-SEP-21	R5590138
Potassium (K)-Total	4.55		0.50	mg/L		20-SEP-21	R5590138
Rubidium (Rb)-Total	0.00180		0.00020	mg/L		20-SEP-21	R5590138
Selenium (Se)-Total	0.000130	<T	0.000050	mg/L		20-SEP-21	R5590138
Silicon (Si)-Total	5.80		0.10	mg/L		20-SEP-21	R5590138
Silver (Ag)-Total	<0.000001	<W	0.00010	mg/L		20-SEP-21	R5590138
Sodium (Na)-Total	13.2		0.10	mg/L		20-SEP-21	R5590138
Strontium (Sr)-Total	0.330		0.0010	mg/L		20-SEP-21	R5590138
Sulfur (S)-Total	24.6		0.50	mg/L		20-SEP-21	R5590138
Tellurium (Te)-Total	0.00004	<DL	0.0010	mg/L		20-SEP-21	R5590138
Thallium (Tl)-Total	<0.000005	<W	0.00030	mg/L		20-SEP-21	R5590138
Thorium (Th)-Total	<0.00001	<W	0.00010	mg/L		20-SEP-21	R5590138
Tin (Sn)-Total	0.00024	<DL	0.0010	mg/L		20-SEP-21	R5590138
Titanium (Ti)-Total	0.00029	<DL	0.0020	mg/L		20-SEP-21	R5590138
Tungsten (W)-Total	<0.00001	<W	0.010	mg/L		20-SEP-21	R5590138
Uranium (U)-Total	0.00629	<T	0.0050	mg/L		20-SEP-21	R5590138
Vanadium (V)-Total	0.00105	<T	0.0010	mg/L		20-SEP-21	R5590138
Zinc (Zn)-Total	0.0015	<DL	0.0030	mg/L		20-SEP-21	R5590138
Zirconium (Zr)-Total	0.000208	<DL	0.0010	mg/L		20-SEP-21	R5590138
Dissolved Metals							
Dissolved Metals Filtration Location	FIELD					17-SEP-21	R5586493
Aluminum (Al)-Dissolved	0.0728	DTC	0.0050	mg/L		17-SEP-21	R5588156
Antimony (Sb)-Dissolved	0.000105	<DL	0.00060	mg/L		17-SEP-21	R5588156
Arsenic (As)-Dissolved	0.00137	<T	0.0010	mg/L		17-SEP-21	R5588156
Barium (Ba)-Dissolved	0.0596		0.010	mg/L		17-SEP-21	R5588156
Beryllium (Be)-Dissolved	<0.000002	<W	0.0010	mg/L		17-SEP-21	R5588156
Bismuth (Bi)-Dissolved	<0.000002	<W	0.0010	mg/L		17-SEP-21	R5588156
Boron (B)-Dissolved	0.0700		0.050	mg/L		17-SEP-21	R5588156
Cadmium (Cd)-Dissolved	0.0000030	<DL	0.000017	mg/L		17-SEP-21	R5588156
Calcium (Ca)-Dissolved	96.6		0.20	mg/L		17-SEP-21	R5588156
Cesium (Cs)-Dissolved	0.0000090	<DL	0.000010	mg/L		17-SEP-21	R5588156
Chromium (Cr)-Dissolved	0.00013	<DL	0.0010	mg/L		17-SEP-21	R5588156
Cobalt (Co)-Dissolved	0.000164	<DL	0.00050	mg/L		17-SEP-21	R5588156
Copper (Cu)-Dissolved	0.00110	<T	0.0010	mg/L		17-SEP-21	R5588156
Iron (Fe)-Dissolved	0.119	DTC	0.020	mg/L		17-SEP-21	R5588156

* Refer to Referenced Information for Qualifiers (if any) and Methodology.

ALS ENVIRONMENTAL ANALYTICAL REPORT

Sample Details/Parameters	Result	Qualifier*	D.L.	Units	Extracted	Analyzed	Batch
L2640634-10 SW26_SW_20210907 Sampled By: Client on 14-SEP-21 @ 11:25 Matrix: Surface Water							
Dissolved Metals							
Lead (Pb)-Dissolved	0.00005	<T	0.000050	mg/L		17-SEP-21	R5588156
Lithium (Li)-Dissolved	0.0252	<DL	0.050	mg/L		17-SEP-21	R5588156
Magnesium (Mg)-Dissolved	55.7		0.020	mg/L		17-SEP-21	R5588156
Manganese (Mn)-Dissolved	0.0540		0.0010	mg/L		17-SEP-21	R5588156
Mercury (Hg)-Dissolved	<0.000005	<W	0.000030	mg/L		21-SEP-21	R5590158
Molybdenum (Mo)-Dissolved	0.00322	<T	0.0010	mg/L		17-SEP-21	R5588156
Nickel (Ni)-Dissolved	0.00118	<DL	0.0020	mg/L		17-SEP-21	R5588156
Phosphorus (P)-Dissolved	0.010	<DL	0.050	mg/L		17-SEP-21	R5588156
Potassium (K)-Dissolved	4.69		0.50	mg/L		17-SEP-21	R5588156
Rubidium (Rb)-Dissolved	0.00181		0.00020	mg/L		17-SEP-21	R5588156
Selenium (Se)-Dissolved	0.000230	DTSE	0.000050	mg/L		17-SEP-21	R5588156
Silicon (Si)-Dissolved	6.00		0.050	mg/L		17-SEP-21	R5588156
Silver (Ag)-Dissolved	<0.0000005	<W	0.00010	mg/L		17-SEP-21	R5588156
Sodium (Na)-Dissolved	13.5		0.10	mg/L		17-SEP-21	R5588156
Strontium (Sr)-Dissolved	0.347		0.0010	mg/L		17-SEP-21	R5588156
Sulfur (S)-Dissolved	25.0		0.50	mg/L		17-SEP-21	R5588156
Tellurium (Te)-Dissolved	<0.00001	<W	0.0010	mg/L		17-SEP-21	R5588156
Thallium (Tl)-Dissolved	<0.000002	<W	0.00030	mg/L		17-SEP-21	R5588156
Thorium (Th)-Dissolved	0.00001	<DL	0.00010	mg/L		17-SEP-21	R5588156
Tin (Sn)-Dissolved	<0.000005	<W	0.0010	mg/L		17-SEP-21	R5588156
Titanium (Ti)-Dissolved	0.00264		0.0020	mg/L		17-SEP-21	R5588156
Tungsten (W)-Dissolved	<0.000002	<W	0.010	mg/L		17-SEP-21	R5588156
Uranium (U)-Dissolved	0.00648	<T	0.0050	mg/L		17-SEP-21	R5588156
Vanadium (V)-Dissolved	0.00110	<T	0.0010	mg/L		17-SEP-21	R5588156
Zinc (Zn)-Dissolved	0.0016	<DL	0.0030	mg/L		17-SEP-21	R5588156
Zirconium (Zr)-Dissolved	0.000338	<DL	0.0010	mg/L		17-SEP-21	R5588156
Aggregate Organics							
Biochemical Oxygen Demand	<2.0		2.0	mg/L		17-SEP-21	R5592816
Chemical Oxygen Demand	37		10	mg/L	17-SEP-21	21-SEP-21	R5590321
Oil and Grease, Total	1.4		1.0	mg/L	22-SEP-21	22-SEP-21	R5592201
L2640634-11 SW27_SW_20210907 Sampled By: Client on 14-SEP-21 @ 11:20 Matrix: Surface Water							
Field Tests							
Dissolved Oxygen, Client Supplied	6.98		0	mg/L		17-SEP-21	R5586083
pH, Client Supplied	7.57		0.10	pH		17-SEP-21	R5586083
Temperature, Client Supplied	13.2		0	Degree C		17-SEP-21	R5586083
Physical Tests							
Color, True	45.5		2.0	CU		18-SEP-21	R5586627
Conductivity (EC)	1320		1.0	uS/cm		18-SEP-21	R5587956
Hardness (as CaCO3)	515		0.51	mg/L		21-SEP-21	
pH	8.13		0.10	pH		18-SEP-21	R5587956

* Refer to Referenced Information for Qualifiers (if any) and Methodology.

ALS ENVIRONMENTAL ANALYTICAL REPORT

Sample Details/Parameters	Result	Qualifier*	D.L.	Units	Extracted	Analyzed	Batch
L2640634-11 SW27_SW_20210907 Sampled By: Client on 14-SEP-21 @ 11:20 Matrix: Surface Water							
Physical Tests							
Total Suspended Solids	2.0	<DL	3.0	mg/L		18-SEP-21	R5586953
Total Dissolved Solids	916		20	mg/L		18-SEP-21	R5586958
Turbidity	0.72		0.10	NTU		17-SEP-21	R5586316
Anions and Nutrients							
Acidity (as CaCO3)	1.8	<DL	2.0	mg/L		18-SEP-21	R5587956
Alkalinity, Total (as CaCO3)	252		2.0	mg/L		20-SEP-21	R5589957
Ammonia, Total (as N)	0.010	<T	0.0050	mg/L		20-SEP-21	R5588136
Ammonia, Un-ionized (as N)	<0.001	<W	0.010	mg/L		21-SEP-21	
Chloride (Cl)	14.8		0.10	mg/L	17-SEP-21	18-SEP-21	R5587517
Fluoride (F)	0.042		0.020	mg/L	17-SEP-21	18-SEP-21	R5587517
Nitrate (as N)	0.004	<DL	0.020	mg/L		18-SEP-21	R5587517
Nitrite (as N)	<0.001	<W	0.010	mg/L		18-SEP-21	R5587517
Total Kjeldahl Nitrogen	1.00		0.050	mg/L	17-SEP-21	21-SEP-21	R5590458
Orthophosphate-Dissolved (as P)	0.0056		0.0030	mg/L	17-SEP-21	20-SEP-21	R5587673
Sulfate (SO4)	218		0.30	mg/L		18-SEP-21	R5587517
Cyanides							
Cyanide, Weak Acid Diss	0.0007	<DL	0.0020	mg/L		20-SEP-21	R5589739
Cyanide, Total	0.0006	<DL	0.0020	mg/L		20-SEP-21	R5589739
Cyanide, Free	<0.0001	<W	0.0020	mg/L		20-SEP-21	R5589739
Organic / Inorganic Carbon							
Dissolved Organic Carbon	19.2		0.50	mg/L	17-SEP-21	22-SEP-21	R5594380
Total Organic Carbon	20.0		0.50	mg/L		21-SEP-21	R5592386
Total Metals							
Aluminum (Al)-Total	0.0046	<DL	0.0050	mg/L		20-SEP-21	R5590138
Antimony (Sb)-Total	0.000215	<DL	0.00060	mg/L		20-SEP-21	R5590138
Arsenic (As)-Total	0.00134	<T	0.0010	mg/L		20-SEP-21	R5590138
Barium (Ba)-Total	0.0541		0.010	mg/L		20-SEP-21	R5590138
Beryllium (Be)-Total	<0.0000001	<W	0.0010	mg/L		20-SEP-21	R5590138
Bismuth (Bi)-Total	<0.00001	<W	0.0010	mg/L		20-SEP-21	R5590138
Boron (B)-Total	0.0290	<DL	0.050	mg/L		20-SEP-21	R5590138
Cadmium (Cd)-Total	<0.000001	<W	0.000017	mg/L		20-SEP-21	R5590138
Calcium (Ca)-Total	127		0.20	mg/L		20-SEP-21	R5590138
Cesium (Cs)-Total	<0.0000005	<W	0.000010	mg/L		20-SEP-21	R5590138
Chromium (Cr)-Total	0.00012	<DL	0.0010	mg/L		20-SEP-21	R5590138
Cobalt (Co)-Total	0.000170	<DL	0.00050	mg/L		20-SEP-21	R5590138
Copper (Cu)-Total	0.00078	<DL	0.0010	mg/L		20-SEP-21	R5590138
Iron (Fe)-Total	0.0760		0.020	mg/L		20-SEP-21	R5590138
Lead (Pb)-Total	<0.00001	<W	0.000050	mg/L		20-SEP-21	R5590138
Lithium (Li)-Total	0.0134	<DL	0.050	mg/L		20-SEP-21	R5590138
Magnesium (Mg)-Total	47.0		0.020	mg/L		20-SEP-21	R5590138
Manganese (Mn)-Total	0.0524		0.0010	mg/L		20-SEP-21	R5590138
Mercury (Hg)-Total	<0.000005	<W	0.000030	mg/L		21-SEP-21	R5590159

* Refer to Referenced Information for Qualifiers (if any) and Methodology.

ALS ENVIRONMENTAL ANALYTICAL REPORT

Sample Details/Parameters	Result	Qualifier*	D.L.	Units	Extracted	Analyzed	Batch
L2640634-11 SW27_SW_20210907 Sampled By: Client on 14-SEP-21 @ 11:20 Matrix: Surface Water							
Total Metals							
Molybdenum (Mo)-Total	0.00105	<T	0.0010	mg/L		20-SEP-21	R5590138
Nickel (Ni)-Total	0.00110	<DL	0.0020	mg/L		20-SEP-21	R5590138
Phosphorus (P)-Total	0.020	<DL	0.050	mg/L		20-SEP-21	R5590138
Potassium (K)-Total	14.7		0.50	mg/L		20-SEP-21	R5590138
Rubidium (Rb)-Total	0.00245		0.00020	mg/L		20-SEP-21	R5590138
Selenium (Se)-Total	0.000080	<T	0.000050	mg/L		20-SEP-21	R5590138
Silicon (Si)-Total	5.64		0.10	mg/L		20-SEP-21	R5590138
Silver (Ag)-Total	<0.000001	<W	0.00010	mg/L		20-SEP-21	R5590138
Sodium (Na)-Total	76.0		0.10	mg/L		20-SEP-21	R5590138
Strontium (Sr)-Total	0.328		0.0010	mg/L		20-SEP-21	R5590138
Sulfur (S)-Total	154		0.50	mg/L		20-SEP-21	R5590138
Tellurium (Te)-Total	0.00002	<DL	0.0010	mg/L		20-SEP-21	R5590138
Thallium (Tl)-Total	<0.000005	<W	0.00030	mg/L		20-SEP-21	R5590138
Thorium (Th)-Total	<0.00001	<W	0.00010	mg/L		20-SEP-21	R5590138
Tin (Sn)-Total	<0.00001	<W	0.0010	mg/L		20-SEP-21	R5590138
Titanium (Ti)-Total	0.00022	<DL	0.0020	mg/L		20-SEP-21	R5590138
Tungsten (W)-Total	<0.00001	<W	0.010	mg/L		20-SEP-21	R5590138
Uranium (U)-Total	0.00228	<DL	0.0050	mg/L		20-SEP-21	R5590138
Vanadium (V)-Total	0.00060	<DL	0.0010	mg/L		20-SEP-21	R5590138
Zinc (Zn)-Total	0.0015	<DL	0.0030	mg/L		20-SEP-21	R5590138
Zirconium (Zr)-Total	0.000122	<DL	0.0010	mg/L		20-SEP-21	R5590138
Dissolved Metals							
Dissolved Metals Filtration Location	FIELD					17-SEP-21	R5586493
Aluminum (Al)-Dissolved	0.0010	<DL	0.0050	mg/L		17-SEP-21	R5588156
Antimony (Sb)-Dissolved	0.000200	<DL	0.00060	mg/L		17-SEP-21	R5588156
Arsenic (As)-Dissolved	0.00129	<T	0.0010	mg/L		17-SEP-21	R5588156
Barium (Ba)-Dissolved	0.0570		0.010	mg/L		17-SEP-21	R5588156
Beryllium (Be)-Dissolved	<0.000002	<W	0.0010	mg/L		17-SEP-21	R5588156
Bismuth (Bi)-Dissolved	<0.000002	<W	0.0010	mg/L		17-SEP-21	R5588156
Boron (B)-Dissolved	0.0280	<DL	0.050	mg/L		17-SEP-21	R5588156
Cadmium (Cd)-Dissolved	0.0000010	<DL	0.000017	mg/L		17-SEP-21	R5588156
Calcium (Ca)-Dissolved	125		0.20	mg/L		17-SEP-21	R5588156
Cesium (Cs)-Dissolved	0.0000010	<DL	0.000010	mg/L		17-SEP-21	R5588156
Chromium (Cr)-Dissolved	0.00002	<DL	0.0010	mg/L		17-SEP-21	R5588156
Cobalt (Co)-Dissolved	0.000170	<DL	0.00050	mg/L		17-SEP-21	R5588156
Copper (Cu)-Dissolved	0.00072	<DL	0.0010	mg/L		17-SEP-21	R5588156
Iron (Fe)-Dissolved	0.0410		0.020	mg/L		17-SEP-21	R5588156
Lead (Pb)-Dissolved	<0.00001	<W	0.000050	mg/L		17-SEP-21	R5588156
Lithium (Li)-Dissolved	0.0130	<DL	0.050	mg/L		17-SEP-21	R5588156
Magnesium (Mg)-Dissolved	49.4		0.020	mg/L		17-SEP-21	R5588156
Manganese (Mn)-Dissolved	0.0430		0.0010	mg/L		17-SEP-21	R5588156

* Refer to Referenced Information for Qualifiers (if any) and Methodology.

ALS ENVIRONMENTAL ANALYTICAL REPORT

Sample Details/Parameters	Result	Qualifier*	D.L.	Units	Extracted	Analyzed	Batch
L2640634-11 SW27_SW_20210907 Sampled By: Client on 14-SEP-21 @ 11:20 Matrix: Surface Water							
Dissolved Metals							
Mercury (Hg)-Dissolved	<0.000005	<W	0.000030	mg/L		21-SEP-21	R5590158
Molybdenum (Mo)-Dissolved	0.00101	<T	0.0010	mg/L		17-SEP-21	R5588156
Nickel (Ni)-Dissolved	0.00106	<DL	0.0020	mg/L		17-SEP-21	R5588156
Phosphorus (P)-Dissolved	0.015	<DL	0.050	mg/L		17-SEP-21	R5588156
Potassium (K)-Dissolved	15.1		0.50	mg/L		17-SEP-21	R5588156
Rubidium (Rb)-Dissolved	0.00248		0.00020	mg/L		17-SEP-21	R5588156
Selenium (Se)-Dissolved	0.000155	<T	0.000050	mg/L		17-SEP-21	R5588156
Silicon (Si)-Dissolved	5.71		0.050	mg/L		17-SEP-21	R5588156
Silver (Ag)-Dissolved	<0.0000005	<W	0.00010	mg/L		17-SEP-21	R5588156
Sodium (Na)-Dissolved	77.2		0.10	mg/L		17-SEP-21	R5588156
Strontium (Sr)-Dissolved	0.332		0.0010	mg/L		17-SEP-21	R5588156
Sulfur (S)-Dissolved	149		0.50	mg/L		17-SEP-21	R5588156
Tellurium (Te)-Dissolved	<0.00001	<W	0.0010	mg/L		17-SEP-21	R5588156
Thallium (Tl)-Dissolved	<0.000002	<W	0.00030	mg/L		17-SEP-21	R5588156
Thorium (Th)-Dissolved	<0.00001	<W	0.00010	mg/L		17-SEP-21	R5588156
Tin (Sn)-Dissolved	<0.000005	<W	0.0010	mg/L		17-SEP-21	R5588156
Titanium (Ti)-Dissolved	0.00010	<DL	0.0020	mg/L		17-SEP-21	R5588156
Tungsten (W)-Dissolved	<0.000002	<W	0.010	mg/L		17-SEP-21	R5588156
Uranium (U)-Dissolved	0.00221	<DL	0.0050	mg/L		17-SEP-21	R5588156
Vanadium (V)-Dissolved	0.00040	<DL	0.0010	mg/L		17-SEP-21	R5588156
Zinc (Zn)-Dissolved	0.0016	<DL	0.0030	mg/L		17-SEP-21	R5588156
Zirconium (Zr)-Dissolved	0.000150	<DL	0.0010	mg/L		17-SEP-21	R5588156
Aggregate Organics							
Biochemical Oxygen Demand	<2.0		2.0	mg/L		17-SEP-21	R5592816
Chemical Oxygen Demand	55		10	mg/L	17-SEP-21	21-SEP-21	R5590321
Oil and Grease, Total	1.2		1.0	mg/L	22-SEP-21	22-SEP-21	R5592201
L2640634-12 TB_SW_20210907 Sampled By: Client on 17-SEP-21 @ 07:46 Matrix: Surface Water							
Physical Tests							
Color, True	<2.0		2.0	CU		18-SEP-21	R5586627
Conductivity (EC)	<0.2	<W	1.0	uS/cm		18-SEP-21	R5587956
Hardness (as CaCO3)	<0.51		0.51	mg/L		21-SEP-21	
pH	6.09		0.10	pH		18-SEP-21	R5587956
Total Suspended Solids	<0.5	<W	3.0	mg/L		18-SEP-21	R5586945
Total Dissolved Solids	<2	<W	10	mg/L		18-SEP-21	R5586948
Turbidity	0.11		0.10	NTU		18-SEP-21	R5586709
Anions and Nutrients							
Acidity (as CaCO3)	<0.2	<W	2.0	mg/L		18-SEP-21	R5587956
Alkalinity, Total (as CaCO3)	0.2	<DL	2.0	mg/L		20-SEP-21	R5589957
Ammonia, Total (as N)	<0.002	<W	0.0050	mg/L		20-SEP-21	R5588136
Chloride (Cl)	<0.10		0.10	mg/L	17-SEP-21	18-SEP-21	R5587517

* Refer to Referenced Information for Qualifiers (if any) and Methodology.

ALS ENVIRONMENTAL ANALYTICAL REPORT

Sample Details/Parameters	Result	Qualifier*	D.L.	Units	Extracted	Analyzed	Batch
L2640634-12 TB_SW_20210907 Sampled By: Client on 17-SEP-21 @ 07:46 Matrix: Surface Water							
Anions and Nutrients							
Fluoride (F)	<0.020		0.020	mg/L	17-SEP-21	18-SEP-21	R5587517
Nitrate (as N)	<0.002	<W	0.020	mg/L		18-SEP-21	R5587517
Nitrite (as N)	<0.001	<W	0.010	mg/L		18-SEP-21	R5587517
Total Kjeldahl Nitrogen	<0.050		0.050	mg/L	17-SEP-21	21-SEP-21	R5590458
Orthophosphate-Dissolved (as P)	<0.0030		0.0030	mg/L	17-SEP-21	20-SEP-21	R5587673
Sulfate (SO4)	<0.05	<W	0.30	mg/L		18-SEP-21	R5587517
Cyanides							
Cyanide, Weak Acid Diss	0.0004	<DL	0.0020	mg/L		20-SEP-21	R5589739
Cyanide, Total	0.0004	<DL	0.0020	mg/L		20-SEP-21	R5589739
Cyanide, Free	<0.0001	<W	0.0020	mg/L		20-SEP-21	R5589739
Organic / Inorganic Carbon							
Dissolved Organic Carbon	<0.50		0.50	mg/L	18-SEP-21	24-SEP-21	R5600916
Total Organic Carbon	<0.50		0.50	mg/L		21-SEP-21	R5592386
Total Metals							
Aluminum (Al)-Total	<0.0002	<W	0.0050	mg/L		20-SEP-21	R5590138
Antimony (Sb)-Total	<0.000005	<W	0.00060	mg/L		20-SEP-21	R5590138
Arsenic (As)-Total	0.00002	<DL	0.0010	mg/L		20-SEP-21	R5590138
Barium (Ba)-Total	<0.00001	<W	0.010	mg/L		20-SEP-21	R5590138
Beryllium (Be)-Total	<0.0000001	<W	0.0010	mg/L		20-SEP-21	R5590138
Bismuth (Bi)-Total	<0.00001	<W	0.0010	mg/L		20-SEP-21	R5590138
Boron (B)-Total	<0.0005	<W	0.050	mg/L		20-SEP-21	R5590138
Cadmium (Cd)-Total	<0.000001	<W	0.000017	mg/L		20-SEP-21	R5590138
Calcium (Ca)-Total	0.008	<DL	0.20	mg/L		20-SEP-21	R5590138
Cesium (Cs)-Total	<0.0000005	<W	0.000010	mg/L		20-SEP-21	R5590138
Chromium (Cr)-Total	0.00006	<DL	0.0010	mg/L		20-SEP-21	R5590138
Cobalt (Co)-Total	<0.000005	<W	0.00050	mg/L		20-SEP-21	R5590138
Copper (Cu)-Total	<0.00002	<W	0.0010	mg/L		20-SEP-21	R5590138
Iron (Fe)-Total	<0.0005	<W	0.020	mg/L		20-SEP-21	R5590138
Lead (Pb)-Total	<0.00001	<W	0.000050	mg/L		20-SEP-21	R5590138
Lithium (Li)-Total	<0.0002	<W	0.050	mg/L		20-SEP-21	R5590138
Magnesium (Mg)-Total	0.0016	<DL	0.020	mg/L		20-SEP-21	R5590138
Manganese (Mn)-Total	<0.0002	<W	0.0010	mg/L		20-SEP-21	R5590138
Mercury (Hg)-Total	<0.000005	<W	0.000030	mg/L		21-SEP-21	R5590159
Molybdenum (Mo)-Total	<0.000005	<W	0.0010	mg/L		20-SEP-21	R5590138
Nickel (Ni)-Total	<0.00002	<W	0.0020	mg/L		20-SEP-21	R5590138
Phosphorus (P)-Total	0.005	<DL	0.050	mg/L		20-SEP-21	R5590138
Potassium (K)-Total	<0.01	<W	0.50	mg/L		20-SEP-21	R5590138
Rubidium (Rb)-Total	0.000008	<DL	0.00020	mg/L		20-SEP-21	R5590138
Selenium (Se)-Total	<0.000005	<W	0.000050	mg/L		20-SEP-21	R5590138
Silicon (Si)-Total	<0.002	<W	0.10	mg/L		20-SEP-21	R5590138
Silver (Ag)-Total	<0.000001	<W	0.00010	mg/L		20-SEP-21	R5590138
Sodium (Na)-Total	0.020	<DL	0.10	mg/L		20-SEP-21	R5590138

* Refer to Referenced Information for Qualifiers (if any) and Methodology.

ALS ENVIRONMENTAL ANALYTICAL REPORT

Sample Details/Parameters	Result	Qualifier*	D.L.	Units	Extracted	Analyzed	Batch
L2640634-12 TB_SW_20210907 Sampled By: Client on 17-SEP-21 @ 07:46 Matrix: Surface Water							
Total Metals							
Strontium (Sr)-Total	0.000055	<DL	0.0010	mg/L		20-SEP-21	R5590138
Sulfur (S)-Total	0.4	<DL	0.50	mg/L		20-SEP-21	R5590138
Tellurium (Te)-Total	<0.00002	<W	0.0010	mg/L		20-SEP-21	R5590138
Thallium (Tl)-Total	<0.000005	<W	0.00030	mg/L		20-SEP-21	R5590138
Thorium (Th)-Total	<0.00001	<W	0.00010	mg/L		20-SEP-21	R5590138
Tin (Sn)-Total	<0.00001	<W	0.0010	mg/L		20-SEP-21	R5590138
Titanium (Ti)-Total	<0.00001	<W	0.0020	mg/L		20-SEP-21	R5590138
Tungsten (W)-Total	<0.00001	<W	0.010	mg/L		20-SEP-21	R5590138
Uranium (U)-Total	<0.0000005	<W	0.0050	mg/L		20-SEP-21	R5590138
Vanadium (V)-Total	0.00015	<DL	0.0010	mg/L		20-SEP-21	R5590138
Zinc (Zn)-Total	<0.0005	<W	0.0030	mg/L		20-SEP-21	R5590138
Zirconium (Zr)-Total	0.000002	<DL	0.0010	mg/L		20-SEP-21	R5590138
Dissolved Metals							
Dissolved Metals Filtration Location	FIELD					17-SEP-21	R5586493
Aluminum (Al)-Dissolved	<0.0002	<W	0.0050	mg/L		17-SEP-21	R5588156
Antimony (Sb)-Dissolved	<0.000005	<W	0.00060	mg/L		17-SEP-21	R5588156
Arsenic (As)-Dissolved	<0.0000002	<W	0.0010	mg/L		17-SEP-21	R5588156
Barium (Ba)-Dissolved	<0.000005	<W	0.010	mg/L		17-SEP-21	R5588156
Beryllium (Be)-Dissolved	<0.000002	<W	0.0010	mg/L		17-SEP-21	R5588156
Bismuth (Bi)-Dissolved	<0.000002	<W	0.0010	mg/L		17-SEP-21	R5588156
Boron (B)-Dissolved	<0.0005	<W	0.050	mg/L		17-SEP-21	R5588156
Cadmium (Cd)-Dissolved	<0.0000005	<W	0.000017	mg/L		17-SEP-21	R5588156
Calcium (Ca)-Dissolved	0.004	<DL	0.20	mg/L		17-SEP-21	R5588156
Cesium (Cs)-Dissolved	<0.0000005	<W	0.000010	mg/L		17-SEP-21	R5588156
Chromium (Cr)-Dissolved	<0.00001	<W	0.0010	mg/L		17-SEP-21	R5588156
Cobalt (Co)-Dissolved	<0.000002	<W	0.00050	mg/L		17-SEP-21	R5588156
Copper (Cu)-Dissolved	<0.00002	<W	0.0010	mg/L		17-SEP-21	R5588156
Iron (Fe)-Dissolved	<0.0005	<W	0.020	mg/L		17-SEP-21	R5588156
Lead (Pb)-Dissolved	<0.00001	<W	0.000050	mg/L		17-SEP-21	R5588156
Lithium (Li)-Dissolved	<0.0002	<W	0.050	mg/L		17-SEP-21	R5588156
Magnesium (Mg)-Dissolved	0.0015	<DL	0.020	mg/L		17-SEP-21	R5588156
Manganese (Mn)-Dissolved	<0.00002	<W	0.0010	mg/L		17-SEP-21	R5588156
Mercury (Hg)-Dissolved	<0.000005	<W	0.000030	mg/L		21-SEP-21	R5590158
Molybdenum (Mo)-Dissolved	<0.000002	<W	0.0010	mg/L		17-SEP-21	R5588156
Nickel (Ni)-Dissolved	<0.00002	<W	0.0020	mg/L		17-SEP-21	R5588156
Phosphorus (P)-Dissolved	<0.005	<W	0.050	mg/L		17-SEP-21	R5588156
Potassium (K)-Dissolved	<0.01	<W	0.50	mg/L		17-SEP-21	R5588156
Rubidium (Rb)-Dissolved	<0.000002	<W	0.00020	mg/L		17-SEP-21	R5588156
Selenium (Se)-Dissolved	<0.000005	<W	0.000050	mg/L		17-SEP-21	R5588156
Silicon (Si)-Dissolved	<0.005	<W	0.050	mg/L		17-SEP-21	R5588156
Silver (Ag)-Dissolved	<0.0000005	<W	0.00010	mg/L		17-SEP-21	R5588156

* Refer to Referenced Information for Qualifiers (if any) and Methodology.

ALS ENVIRONMENTAL ANALYTICAL REPORT

Sample Details/Parameters	Result	Qualifier*	D.L.	Units	Extracted	Analyzed	Batch
L2640634-12 TB_SW_20210907 Sampled By: Client on 17-SEP-21 @ 07:46 Matrix: Surface Water							
Dissolved Metals							
Sodium (Na)-Dissolved	<0.005	<W	0.10	mg/L		17-SEP-21	R5588156
Strontium (Sr)-Dissolved	0.00004	<DL	0.0010	mg/L		17-SEP-21	R5588156
Sulfur (S)-Dissolved	<0.2	<W	0.50	mg/L		17-SEP-21	R5588156
Tellurium (Te)-Dissolved	<0.00001	<W	0.0010	mg/L		17-SEP-21	R5588156
Thallium (Tl)-Dissolved	<0.000002	<W	0.00030	mg/L		17-SEP-21	R5588156
Thorium (Th)-Dissolved	<0.00001	<W	0.00010	mg/L		17-SEP-21	R5588156
Tin (Sn)-Dissolved	<0.000005	<W	0.0010	mg/L		17-SEP-21	R5588156
Titanium (Ti)-Dissolved	<0.00002	<W	0.0020	mg/L		17-SEP-21	R5588156
Tungsten (W)-Dissolved	<0.000002	<W	0.010	mg/L		17-SEP-21	R5588156
Uranium (U)-Dissolved	<0.0000005	<W	0.0050	mg/L		17-SEP-21	R5588156
Vanadium (V)-Dissolved	0.00002	<DL	0.0010	mg/L		17-SEP-21	R5588156
Zinc (Zn)-Dissolved	<0.0002	<W	0.0030	mg/L		17-SEP-21	R5588156
Zirconium (Zr)-Dissolved	<0.000002	<W	0.0010	mg/L		17-SEP-21	R5588156
Aggregate Organics							
Biochemical Oxygen Demand	<2.0		2.0	mg/L		20-SEP-21	R5599554
Chemical Oxygen Demand	<10		10	mg/L	17-SEP-21	21-SEP-21	R5590321
Oil and Grease, Total	1.0		1.0	mg/L	22-SEP-21	22-SEP-21	R5592201

* Refer to Referenced Information for Qualifiers (if any) and Methodology.

Reference Information

QC Samples with Qualifiers & Comments:

QC Type Description	Parameter	Qualifier	Applies to Sample Number(s)

Sample Parameter Qualifier key listed:

Qualifier	Description
<DL	Recorded value = measured amount <LMDL (non-zero)
<T	A Measurable Trace Amount: Interpret With Caution
<W	No Measurable Response (Zero): < Reported Value
DLM	Detection Limit Adjusted due to sample matrix effects (e.g. chemical interference, colour, turbidity).
DTC	Dissolved concentration exceeds total. Results were confirmed by re-analysis.
DTSE	Dissolved Se concentration exceeds total. Positive bias on D-Se suspected due to signal enhancement from volatile selenium species. Contact ALS if an alternative test to address this interference is needed.
PEHR	Parameter Exceeded Recommended Holding Time On Receipt: Proceed With Analysis As Requested.
PEHT	Parameter Exceeded Recommended Holding Time Prior to Analysis
RRV	Reported Result Verified By Repeat Analysis

Test Method References:

ALS Test Code	Matrix	Test Description	Method Reference**
ACY-MISA-TB	Effluent	Acidity (as CaCO3)	APHA 2310 B-POTENTIOMETRIC TITRATION

Aqueous matrices are analyzed by potentiometry. Acidity reported includes acidity caused by hydrolyzable metals present in the sample.

ALK-MISA-TB	Effluent	Alkalinity, Total (as CaCO3)	APHA 2320 B-Auto-Pot. Titration

This analysis is carried out using procedures adapted from APHA Method 2320 "Alkalinity". Total alkalinity is determined by potentiometric titration to a pH 4.5 endpoint. Bicarbonate, carbonate and hydroxide alkalinity are calculated from phenolphthalein alkalinity and total alkalinity values.

BOD-TB	Water	Biochemical Oxygen Demand (BOD)	APHA 5210 B- BIOCHEMICAL OXYGEN DEMAND

All forms of biochemical oxygen demand (BOD) are determined by diluting and incubating a sample for a specified time period, and measuring the oxygen depletion using a dissolved oxygen meter. Dissolved BOD (SOLUBLE) is determined by filtering the sample through a glass fibre filter prior to dilution. Carbonaceous BOD (CBOD) is determined by adding a nitrification inhibitor to the diluted sample prior to incubation.

CL-L-IC-N-TB	Water	Chloride in Water by IC (Low Level)	EPA 300.1 (mod)

Inorganic anions are analyzed by Ion Chromatography with conductivity and/or UV detection.

CN-FREE-MISA-CFA-WT	Effluent	Free Cyanide by Continuous Flow Analyzer	ASTM D7237-10 (modified)

This analysis is carried out using procedures adapted from ASTM Method 7237 "Free Cyanide with Flow Injection Analysis (FIA) Utilizing Gas Diffusion Separation and Amperometric Detection". Free cyanide is determined by in-line gas diffusion at pH 6 with final determination by colourimetric analysis.

CN-T-MISA-CFA-WT	Effluent	Total Cyanide by CFA	ISO 14403-2:2012 (modified)

This analysis is carried out using procedures adapted from ISO Method 14403:2002 "Determination of Total Cyanide using Flow Analysis (FIA and CFA)". Total or strong acid dissociable (SAD) cyanide is determined by in-line UV digestion along with sample distillation and final determination by colourimetric analysis.
Method Limitation: This method is susceptible to interference from thiocyanate (SCN). If SCN is present in the sample, there could be a positive interference with this method, but it would be less than 1% and could be as low as zero.

CN-WAD-MISA-CFA-WT	Effluent	Weak Acid Dissociable Cyanide by CFA	APHA 4500-CN CYANIDE (modified)

This analysis is carried out using procedures adapted from APHA Method 4500-CN I. "Weak Acid Dissociable Cyanide". Weak Acid Dissociable (WAD) cyanide is determined by in-line sample distillation with final determination by colourimetric analysis.

COD-TB	Water	Chemical Oxygen Demand	APHA 5220D

This analysis is carried out using procedures adapted from APHA Method 5220 "Chemical Oxygen Demand (COD)". Chemical oxygen demand is determined using the closed reflux colourimetric method.

COLOUR-TB	Water	Colour, True	APHA 2120 C

True Colour in aqueous matrices is analyzed using colourimetric detection. This is determined by filtering a sample through a 0.45 micron membrane filter followed by analysis of the filtrate using a platinum-cobalt standard.

DO-CLIENT-TB	Water	Dissolved Oxygen, Client Supplied	Result supplied by Client
DOC-WT	Effluent	Dissolved Organic Carbon for MISA	APHA 5310 B-Instrumental
EC-MISA-TB	Effluent	Conductivity (EC)	APHA 2510 B-ELECTRODE

This analysis is carried out using procedures adapted from APHA Method 2510 "Conductivity". Conductivity is determined using a conductivity

Reference Information

electrode.

F-IC-N-TB	Water	Fluoride in Water by IC	EPA 300.1 (mod)

Inorganic anions are analyzed by Ion Chromatography with conductivity and/or UV detection.

HARDNESS-CALC-TB	Effluent	Hardness (as CaCO3)	CALCULATION
HG-DIS-WT	Effluent	Mercury (Hg)-Dissolved for MISA	SW846 7470A
HG-TOT-WT	Effluent	Mercury (Hg)-Total for MISA	SW846 7470A
MET-D-MISA-TB	Effluent	Dissolved Metals in Water (MISA)	APHA 3030B/6020B (mod)

Water samples are filtered (0.45 um), preserved with nitric acid, and analyzed by CRC ICPMS.

Method Limitation (re: Sulfur): Sulfide and volatile sulfur species may not be recovered by this method.

MET-T-MISA-TB	Effluent	Total Metals in Water (MISA)	EPA 200.2/6020B (mod)

Water samples are digested with nitric and hydrochloric acids, and analyzed by CRC ICPMS.

Method Limitation (re: Sulfur): Sulfide and volatile sulfur species may not be recovered by this method.

NH3-MISA-F-TB	Effluent	Ammonia by Discrete Analyzer	catnr 157/158 062217/99321057 (modified)

Ammonia is determined by Flow-injection analysis with fluorescence detection

NH3-UNION-CALC-TB	Effluent	Un-ionized ammonia	Calculation
NO2-MISA-IC-TB	Effluent	Nitrite in Water by IC	EPA 300.1 (mod)

Anions in aqueous matrices are analyzed using ion chromatography with conductivity and/or UV absorbance detectors.

NO3-MISA-IC-TB	Effluent	Nitrate in Water by IC	EPA 300.1 (mod)

Anions in aqueous matrices are analyzed using ion chromatography with conductivity and/or UV absorbance detectors.

OGG-TOT-WT	Effluent	Oil and Grease, Total for MISA	APHA 5520 B-Hexane Gravimetric
PH-CLIENT-TB	Water	pH	Result supplied by Client
PH-MISA-TB	Effluent	pH	APHA 4500-H-ELECTRODE

This analysis is carried out using procedures adapted from APHA Method 4500-H "pH Value". The pH is determined in the laboratory using a pH electrode

PO4-DO-COL-TB	Water	Dissolved Orthophosphate	APHA 4500-P B, F, G (modified)

Phosphorus in aqueous matrices is analyzed using discrete Analyzer with colourimetric detection.

RA226-MMER-BE	Water	Radium 226	Radium Isotopes by Alpha Spectrometry

Determination of Gamma Emitting Radionuclides In
Water and Solids by Gamma Spectrometry.

SO4-MISA-IC-TB	Effluent	Sulfate in Water by IC	EPA 300.1 (mod)

Anions in aqueous matrices are analyzed using ion chromatography with conductivity and/or UV absorbance detectors.

TDS-MISA-TB	Effluent	Total Dissolved Solids	APHA 2540 C (modified)

Aqueous matrices are analyzed using gravimetry and evaporation

TEMP-CLIENT-TB	Water	Temperature	Result supplied by Client
TKN-F-TB	Water	TKN in Water by Fluorescence	catnr 157/158, 062818/99334821

Total Kjeldahl Nitrogen is determined using block digestion followed by Flow-injection analysis with fluorescence detection

		Total Organic Carbon	APHA 5310B

Reference Information

TOC-WT	Water		

Sample is injected into a heated reaction chamber which is packed with an oxidative catalyst. The water is vaporized and the organic cabon is oxidized to carbon dioxide. The carbon dioxide is transported in a carrier gas and is measured by a non-dispersive infrared detector.

TSS-MISA-TB	Effluent	Total Suspended Solids	APHA 2540 D (modified)

Aqueous matrices are analyzed using gravimetry

TURBIDITY-TB	Water	Turbidity	APHA 2130 B-Nephelometer

Aqueous matrices are analyzed using nephelometry with the light scatter measured at a 90” angle.

** ALS test methods may incorporate modifications from specified reference methods to improve performance.

The last two letters of the above test code(s) indicate the laboratory that performed analytical analysis for that test. Refer to the list below:

Laboratory Definition Code	Laboratory Location
TB	ALS ENVIRONMENTAL - THUNDER BAY, ONTARIO, CANADA
WT	ALS ENVIRONMENTAL - WATERLOO, ONTARIO, CANADA
BE	BUREAU VERITAS - MISSISSAUGA, ONTARIO, CANADA

Chain of Custody Numbers:

GLOSSARY OF REPORT TERMS

Surrogates are compounds that are similar in behaviour to target analyte(s), but that do not normally occur in environmental samples. For applicable tests, surrogates are added to samples prior to analysis as a check on recovery. In reports that display the D.L. column, laboratory objectives for surrogates are listed there.
mg/kg - milligrams per kilogram based on dry weight of sample
mg/kg wwt - milligrams per kilogram based on wet weight of sample
mg/kg lwt - milligrams per kilogram based on lipid weight of sample
mg/L - unit of concentration based on volume, parts per million.
< - Less than.
D.L. - The reporting limit.
N/A - Result not available. Refer to qualifier code and definition for explanation.

Test results reported relate only to the samples as received by the laboratory.
UNLESS OTHERWISE STATED, ALL SAMPLES WERE RECEIVED IN ACCEPTABLE CONDITION.
Analytical results in unsigned test reports with the DRAFT watermark are subject to change, pending final QC review.

Quality Control Report

Workorder: L2640634 Report Date: 28-OCT-21

Client: New Gold Inc. Rainy River Project
24 Marr Rd
Barwick ON P0W 1A0

Contact: Garnet Cornell

Test	Matrix	Reference	Result	Qualifier	Units	RPD	Limit	Analyzed
BOD-TB	**Water**							
Batch R5592816								
WG3619285-8 DUP		**L2640643-4**						
Biochemical Oxygen Demand		<2.0	<2.0	RPD-NA	mg/L	N/A	30	17-SEP-21
WG3619285-2 LCS								
Biochemical Oxygen Demand			92.0		%		85-115	17-SEP-21
WG3619285-6 LCS								
Biochemical Oxygen Demand			100.5		%		85-115	17-SEP-21
WG3619285-1 MB								
Biochemical Oxygen Demand			<2.0		mg/L		2	17-SEP-21
WG3619285-5 MB								
Biochemical Oxygen Demand			<2.0		mg/L		2	17-SEP-21
Batch R5595465								
WG3620056-8 DUP		**L2640887-3**						
Biochemical Oxygen Demand		<2.0	<2.0	RPD-NA	mg/L	N/A	30	18-SEP-21
WG3620056-6 LCS								
Biochemical Oxygen Demand			100.9		%		85-115	18-SEP-21
WG3620056-5 MB								
Biochemical Oxygen Demand			<2.0		mg/L		2	18-SEP-21
Batch R5599554								
WG3620667-2 LCS								
Biochemical Oxygen Demand			102.6		%		85-115	20-SEP-21
WG3620667-1 MB								
Biochemical Oxygen Demand			<2.0		mg/L		2	20-SEP-21
CL-L-IC-N-TB	**Water**							
Batch R5587517								
WG3619883-2 LCS								
Chloride (Cl)			98.0		%		90-110	18-SEP-21
WG3619883-1 MB								
Chloride (Cl)			<0.10		mg/L		0.1	18-SEP-21
WG3619883-4 MS		**L2640634-1**						
Chloride (Cl)			94.6		%		75-125	18-SEP-21
COD-TB	**Water**							
Batch R5590321								
WG3619548-3 DUP		**L2640634-3**						
Chemical Oxygen Demand		53	54		mg/L	2.1	20	21-SEP-21
WG3619548-2 LCS								
Chemical Oxygen Demand			108.0		%		85-115	21-SEP-21
WG3619548-1 MB								
							10	

Quality Control Report

Client: New Gold Inc. Rainy River Project
24 Marr Rd
Barwick ON P0W 1A0
Contact: Garnet Cornell

Test	Matrix	Reference	Result	Qualifier	Units	RPD	Limit	Analyzed
COD-TB	**Water**							
Batch R5590321								
WG3619548-1 MB								
Chemical Oxygen Demand			<10		mg/L		10	21-SEP-21
WG3619548-4 MS		**L2640634-4**						
Chemical Oxygen Demand			108.8		%		75-125	21-SEP-21
COLOUR-TB	**Water**							
Batch R5586627								
WG3619852-3 DUP		**L2640634-3**						
Color, True		46.6	46.5		CU	0.3	20	18-SEP-21
WG3619852-2 LCS								
Color, True			98.2		%		85-115	18-SEP-21
WG3619852-1 MB								
Color, True			<2.0		CU		2	18-SEP-21
F-IC-N-TB	**Water**							
Batch R5587517								
WG3619883-2 LCS								
Fluoride (F)			102.2		%		90-110	18-SEP-21
WG3619883-1 MB								
Fluoride (F)			<0.020		mg/L		0.02	18-SEP-21
WG3619883-4 MS		**L2640634-1**						
Fluoride (F)			92.1		%		75-125	18-SEP-21
PO4-DO-COL-TB	**Water**							
Batch R5587673								
WG3619861-3 DUP		**L2640608-3**						
Orthophosphate-Dissolved (as P)		<0.0030	<0.0030	RPD-NA	mg/L	N/A	20	20-SEP-21
WG3619861-2 LCS								
Orthophosphate-Dissolved (as P)			101.2		%		80-120	20-SEP-21
WG3619861-1 MB								
Orthophosphate-Dissolved (as P)			<0.0030		mg/L		0.003	20-SEP-21
WG3619861-4 MS		**L2640608-4**						
Orthophosphate-Dissolved (as P)			98.4		%		70-130	20-SEP-21
TKN-F-TB	**Water**							
Batch R5590458								
WG3619540-3 DUP		**L2640634-1**						
Total Kjeldahl Nitrogen		<0.050	<0.050	RPD-NA	mg/L	N/A	20	21-SEP-21
WG3619544-3 DUP		**L2640634-12**						
Total Kjeldahl Nitrogen		<0.050	<0.050	RPD-NA	mg/L	N/A	20	21-SEP-21
WG3619540-2 LCS								

Quality Control Report

Client: New Gold Inc. Rainy River Project
24 Marr Rd
Barwick ON P0W 1A0
Contact: Garnet Cornell

Test	Matrix	Reference	Result	Qualifier	Units	RPD	Limit	Analyzed
TKN-F-TB	**Water**							
Batch R5590458								
WG3619540-2 LCS								
Total Kjeldahl Nitrogen			104.2		%		75-125	21-SEP-21
WG3619544-2 LCS								
Total Kjeldahl Nitrogen			91.4		%		75-125	21-SEP-21
WG3619540-1 MB								
Total Kjeldahl Nitrogen			<0.050		mg/L		0.05	21-SEP-21
WG3619544-1 MB								
Total Kjeldahl Nitrogen			<0.050		mg/L		0.05	21-SEP-21
WG3619540-4 MS		**L2640634-2**						
Total Kjeldahl Nitrogen			93.0		%		70-130	21-SEP-21
WG3619544-4 MS		**L2640643-1**						
Total Kjeldahl Nitrogen			93.2		%		70-130	21-SEP-21
TOC-WT	**Water**							
Batch R5592386								
WG3620799-3 DUP		**L2640634-7**						
Total Organic Carbon		9.60	9.85		mg/L	2.6	20	21-SEP-21
WG3620799-2 LCS								
Total Organic Carbon			101.3		%		80-120	21-SEP-21
WG3620799-1 MB								
Total Organic Carbon			<0.50		mg/L		0.5	21-SEP-21
WG3620799-4 MS		**L2640634-7**						
Total Organic Carbon			96.6		%		70-130	21-SEP-21
Batch R5597514								
WG3620759-3 DUP		**L2640996-4**						
Total Organic Carbon		1.08	0.94		mg/L	13	20	23-SEP-21
WG3620759-2 LCS								
Total Organic Carbon			98.9		%		80-120	23-SEP-21
WG3620759-1 MB								
Total Organic Carbon			<0.50		mg/L		0.5	23-SEP-21
WG3620759-4 MS		**L2640996-4**						
Total Organic Carbon			100.8		%		70-130	23-SEP-21
TURBIDITY-TB	**Water**							
Batch R5586316								
WG3619587-3 DUP		**L2640634-2**						
Turbidity		1.05	1.06		NTU	0.9	15	17-SEP-21
WG3619587-2 LCS								
Turbidity			102.0		%		85-115	17-SEP-21
WG3619587-1 MB								

Quality Control Report

Client: New Gold Inc. Rainy River Project
24 Marr Rd
Barwick ON P0W 1A0
Contact: Garnet Cornell

Test	Matrix	Reference	Result	Qualifier	Units	RPD	Limit	Analyzed
TURBIDITY-TB	**Water**							
Batch R5586316								
WG3619587-1 MB								
Turbidity			<0.10		NTU		0.1	17-SEP-21
Batch R5586654								
WG3620051-3 DUP		**L2640393-5**						
Turbidity		4.95	5.02		NTU	1.4	15	18-SEP-21
WG3620051-2 LCS								
Turbidity			101.5		%		85-115	18-SEP-21
WG3620051-1 MB								
Turbidity			<0.10		NTU		0.1	18-SEP-21
Batch R5586709								
WG3620063-2 LCS								
Turbidity			101.5		%		85-115	18-SEP-21
WG3620063-1 MB								
Turbidity			<0.10		NTU		0.1	18-SEP-21
Batch R5586763								
WG3620149-3 DUP		**L2640872-5**						
Turbidity		1.01	1.09		NTU	7.6	15	18-SEP-21
WG3620149-2 LCS								
Turbidity			101.5		%		85-115	18-SEP-21
WG3620149-1 MB								
Turbidity			<0.10		NTU		0.1	18-SEP-21
ACY-MISA-TB	**Effluent**							
Batch R5587956								
WG3619810-3 DUP		**L2640634-2**						
Acidity (as CaCO3)		2.6	2.0	RPD-NA	mg/L	N/A	20	18-SEP-21
WG3619810-2 LCS								
Acidity (as CaCO3)			99.8		%		85-115	18-SEP-21
WG3619810-1 MB								
Acidity (as CaCO3)			1.8		mg/L		4	18-SEP-21
ALK-MISA-TB	**Effluent**							
Batch R5589957								
WG3619819-3 DUP		**L2640634-1**						
Alkalinity, Total (as CaCO3)		0.8	0.8	RPD-NA	mg/L	N/A	20	20-SEP-21
Alkalinity, Phenolphthalein		<0.2	<0.2	RPD-NA	mg/L	N/A	25	20-SEP-21
WG3619819-2 LCS								
Alkalinity, Total (as CaCO3)			104.9		%		85-115	20-SEP-21

Quality Control Report

Client: New Gold Inc. Rainy River Project
24 Marr Rd
Barwick ON P0W 1A0
Contact: Garnet Cornell

Test	Matrix	Reference	Result	Qualifier	Units	RPD	Limit	Analyzed
ALK-MISA-TB	**Effluent**							
Batch **R5589957**								
WG3619819-1 **MB**								
Alkalinity, Total (as CaCO3)			0.4		mg/L		2	20-SEP-21
Alkalinity, Phenolphthalein			<0.2		mg/L		2	20-SEP-21
CN-FREE-MISA-CFA-WT	**Effluent**							
Batch **R5589739**								
WG3620792-3 **DUP**		**L2640634-5**						
Cyanide, Free		<0.0001	<0.0001	RPD-NA	mg/L	N/A	20	20-SEP-21
WG3620792-2 **LCS**								
Cyanide, Free			97.9		%		80-120	20-SEP-21
WG3620792-1 **MB**								
Cyanide, Free			0.0003		mg/L		0.002	20-SEP-21
WG3620792-4 **MS**		**L2640634-5**						
Cyanide, Free			103.1		%		75-125	20-SEP-21
CN-T-MISA-CFA-WT	**Effluent**							
Batch **R5589739**								
WG3620792-3 **DUP**		**L2640634-5**						
Cyanide, Total		0.0004	0.0002	RPD-NA	mg/L	N/A	20	20-SEP-21
WG3620792-2 **LCS**								
Cyanide, Total			93.6		%		80-120	20-SEP-21
WG3620792-1 **MB**								
Cyanide, Total			<0.0002		mg/L		0.002	20-SEP-21
WG3620792-4 **MS**		**L2640634-5**						
Cyanide, Total			87.9		%		75-125	20-SEP-21
CN-WAD-MISA-CFA-WT	**Effluent**							
Batch **R5589739**								
WG3620792-3 **DUP**		**L2640634-5**						
Cyanide, Weak Acid Diss		0.0004	0.0003	RPD-NA	mg/L	N/A	20	20-SEP-21
WG3620792-2 **LCS**								
Cyanide, Weak Acid Diss			101.5		%		80-120	20-SEP-21
WG3620792-1 **MB**								
Cyanide, Weak Acid Diss			<0.0001		mg/L		0.002	20-SEP-21
WG3620792-4 **MS**		**L2640634-5**						
Cyanide, Weak Acid Diss			102.8		%		75-125	20-SEP-21
DOC-WT	**Effluent**							

Quality Control Report

Client: New Gold Inc. Rainy River Project
24 Marr Rd
Barwick ON P0W 1A0
Contact: Garnet Cornell

Test	Matrix	Reference	Result	Qualifier	Units	RPD	Limit	Analyzed
DOC-WT	**Effluent**							
Batch R5594380								
WG3622059-3 DUP		**WG3622059-5**						
Dissolved Organic Carbon		13.8	14.5		mg/L	5.0	25	22-SEP-21
WG3622059-2 LCS								
Dissolved Organic Carbon			97.3		%		70-130	22-SEP-21
WG3622059-1 MB								
Dissolved Organic Carbon			<0.50		mg/L		0.5	22-SEP-21
Batch R5597796								
WG3622056-3 DUP		**WG3622056-5**						
Dissolved Organic Carbon		4.93	4.61		mg/L	6.6	25	24-SEP-21
WG3622056-2 LCS								
Dissolved Organic Carbon			98.3		%		70-130	24-SEP-21
WG3622056-1 MB								
Dissolved Organic Carbon			<0.50		mg/L		0.5	24-SEP-21
Batch R5600916								
WG3622064-3 DUP		**WG3622064-5**						
Dissolved Organic Carbon		30.5	30.3		mg/L	0.5	25	24-SEP-21
WG3622064-2 LCS								
Dissolved Organic Carbon			102.5		%		70-130	24-SEP-21
WG3622064-1 MB								
Dissolved Organic Carbon			<0.50		mg/L		0.5	24-SEP-21
Batch R5602381								
WG3623970-3 DUP		**WG3623970-5**						
Dissolved Organic Carbon		6.43	6.66		mg/L	3.5	25	27-SEP-21
WG3623970-2 LCS								
Dissolved Organic Carbon			96.8		%		70-130	27-SEP-21
WG3623970-1 MB								
Dissolved Organic Carbon			<0.50		mg/L		0.5	27-SEP-21
Batch R5602617								
WG3623971-3 DUP		**WG3623971-5**						
Dissolved Organic Carbon		17.8	18.0		mg/L	1.4	25	27-SEP-21
WG3623971-2 LCS								
Dissolved Organic Carbon			99.9		%		70-130	27-SEP-21
WG3623971-1 MB								
Dissolved Organic Carbon			<0.50		mg/L		0.5	27-SEP-21
EC-MISA-TB	**Effluent**							

Quality Control Report

Client: New Gold Inc. Rainy River Project
24 Marr Rd
Barwick ON P0W 1A0
Contact: Garnet Cornell

Test	Matrix	Reference	Result	Qualifier	Units	RPD	Limit	Analyzed
EC-MISA-TB	**Effluent**							
Batch R5587956								
WG3619810-3 DUP		**L2640634-2**						
Conductivity (EC)		190	193		uS/cm	1.9	10	18-SEP-21
WG3619810-2 LCS								
Conductivity (EC)			106.9		%		90-110	18-SEP-21
WG3619810-1 MB								
Conductivity (EC)			1.4		uS/cm		2	18-SEP-21
HG-DIS-WT	**Effluent**							
Batch R5590158								
WG3621130-3 DUP		**L2640634-1**						
Mercury (Hg)-Dissolved		<0.000005	<0.000005	RPD-NA	mg/L	N/A	20	21-SEP-21
WG3621130-2 LCS								
Mercury (Hg)-Dissolved			90.0		%		80-120	21-SEP-21
WG3621130-1 MB								
Mercury (Hg)-Dissolved			<0.000005		mg/L		0.00003	21-SEP-21
WG3621130-4 MS		**L2640634-2**						
Mercury (Hg)-Dissolved			91.9		%		70-130	21-SEP-21
HG-TOT-WT	**Effluent**							
Batch R5590159								
WG3621133-3 DUP		**L2640634-1**						
Mercury (Hg)-Total		<0.000005	<0.000005	RPD-NA	mg/L	N/A	20	21-SEP-21
WG3621133-2 LCS								
Mercury (Hg)-Total			91.5		%		80-120	21-SEP-21
WG3621133-1 MB								
Mercury (Hg)-Total			<0.000005		mg/L		0.00003	21-SEP-21
WG3621133-4 MS		**L2640634-2**						
Mercury (Hg)-Total			91.0		%		70-130	21-SEP-21
MET-D-MISA-TB	**Effluent**							
Batch R5588156								
WG3619875-2 LCS								
Aluminum (Al)-Dissolved			100.1		%		80-120	17-SEP-21
Antimony (Sb)-Dissolved			97.5		%		80-120	17-SEP-21
Arsenic (As)-Dissolved			102.5		%		80-120	17-SEP-21
Barium (Ba)-Dissolved			102.4		%		80-120	17-SEP-21
Beryllium (Be)-Dissolved			101.7		%		80-120	17-SEP-21
Bismuth (Bi)-Dissolved			103.4		%		80-120	17-SEP-21
Boron (B)-Dissolved			101.9		%		80-120	17-SEP-21
Cadmium (Cd)-Dissolved			97.6				80-120	

Quality Control Report

Client: New Gold Inc. Rainy River Project
24 Marr Rd
Barwick ON P0W 1A0
Contact: Garnet Cornell

Test	Matrix	Reference	Result	Qualifier	Units	RPD	Limit	Analyzed
MET-D-MISA-TB	**Effluent**							
Batch	**R5588156**							
WG3619875-2	**LCS**							
Cadmium (Cd)-Dissolved			97.6		%		80-120	17-SEP-21
Calcium (Ca)-Dissolved			100.6		%		80-120	17-SEP-21
Cesium (Cs)-Dissolved			99.8		%		80-120	17-SEP-21
Chromium (Cr)-Dissolved			102.7		%		80-120	17-SEP-21
Cobalt (Co)-Dissolved			99.4		%		80-120	17-SEP-21
Copper (Cu)-Dissolved			96.3		%		80-120	17-SEP-21
Iron (Fe)-Dissolved			102.6		%		80-120	17-SEP-21
Lead (Pb)-Dissolved			103.1		%		80-120	17-SEP-21
Lithium (Li)-Dissolved			97.8		%		80-120	17-SEP-21
Magnesium (Mg)-Dissolved			103.4		%		80-120	17-SEP-21
Manganese (Mn)-Dissolved			99.2		%		80-120	17-SEP-21
Molybdenum (Mo)-Dissolved			101.8		%		80-120	17-SEP-21
Nickel (Ni)-Dissolved			98.2		%		80-120	17-SEP-21
Phosphorus (P)-Dissolved			101.9		%		70-130	17-SEP-21
Potassium (K)-Dissolved			102.5		%		80-120	17-SEP-21
Rubidium (Rb)-Dissolved			97.6		%		80-120	17-SEP-21
Selenium (Se)-Dissolved			99.5		%		80-120	17-SEP-21
Silicon (Si)-Dissolved			101.2		%		60-140	17-SEP-21
Silver (Ag)-Dissolved			97.0		%		80-120	17-SEP-21
Sodium (Na)-Dissolved			101.6		%		80-120	17-SEP-21
Strontium (Sr)-Dissolved			98.5		%		80-120	17-SEP-21
Sulfur (S)-Dissolved			98.8		%		80-120	17-SEP-21
Tellurium (Te)-Dissolved			99.4		%		80-120	17-SEP-21
Thallium (Tl)-Dissolved			98.7		%		80-120	17-SEP-21
Thorium (Th)-Dissolved			100.9		%		80-120	17-SEP-21
Tin (Sn)-Dissolved			99.4		%		80-120	17-SEP-21
Titanium (Ti)-Dissolved			102.2		%		80-120	17-SEP-21
Tungsten (W)-Dissolved			101.2		%		80-120	17-SEP-21
Uranium (U)-Dissolved			101.6		%		80-120	17-SEP-21
Vanadium (V)-Dissolved			100.7		%		80-120	17-SEP-21
Zinc (Zn)-Dissolved			97.2		%		80-120	17-SEP-21
Zirconium (Zr)-Dissolved			99.2		%		80-120	17-SEP-21
WG3619875-1	**MB**							
Aluminum (Al)-Dissolved			<0.0002		mg/L		0.005	17-SEP-21

Quality Control Report

Client: New Gold Inc. Rainy River Project
24 Marr Rd
Barwick ON P0W 1A0
Contact: Garnet Cornell

Test	Matrix	Reference	Result	Qualifier	Units	RPD	Limit	Analyzed
MET-D-MISA-TB	**Effluent**							
Batch R5588156								
WG3619875-1 MB								
Antimony (Sb)-Dissolved			<0.000005		mg/L		0.0006	17-SEP-21
Arsenic (As)-Dissolved			<0.0000002		mg/L		0.001	17-SEP-21
Barium (Ba)-Dissolved			<0.000005		mg/L		0.01	17-SEP-21
Beryllium (Be)-Dissolved			<0.000002		mg/L		0.001	17-SEP-21
Bismuth (Bi)-Dissolved			<0.000002		mg/L		0.001	17-SEP-21
Boron (B)-Dissolved			0.0015		mg/L		0.05	17-SEP-21
Cadmium (Cd)-Dissolved			<0.0000005		mg/L		0.000017	17-SEP-21
Calcium (Ca)-Dissolved			0.016		mg/L		0.2	17-SEP-21
Cesium (Cs)-Dissolved			<0.0000005		mg/L		0.00001	17-SEP-21
Chromium (Cr)-Dissolved			<0.00001		mg/L		0.001	17-SEP-21
Cobalt (Co)-Dissolved			<0.000002		mg/L		0.0005	17-SEP-21
Copper (Cu)-Dissolved			<0.00002		mg/L		0.001	17-SEP-21
Iron (Fe)-Dissolved			<0.0005		mg/L		0.02	17-SEP-21
Lead (Pb)-Dissolved			<0.00001		mg/L		0.00005	17-SEP-21
Lithium (Li)-Dissolved			0.0006		mg/L		0.05	17-SEP-21
Magnesium (Mg)-Dissolved			<0.0005		mg/L		0.02	17-SEP-21
Manganese (Mn)-Dissolved			<0.00002		mg/L		0.001	17-SEP-21
Molybdenum (Mo)-Dissolved			<0.000002		mg/L		0.001	17-SEP-21
Nickel (Ni)-Dissolved			<0.00002		mg/L		0.002	17-SEP-21
Phosphorus (P)-Dissolved			<0.005		mg/L		0.05	17-SEP-21
Potassium (K)-Dissolved			<0.01		mg/L		0.5	17-SEP-21
Rubidium (Rb)-Dissolved			<0.000002		mg/L		0.0002	17-SEP-21
Selenium (Se)-Dissolved			0.000005		mg/L		0.00005	17-SEP-21
Silicon (Si)-Dissolved			<0.005		mg/L		0.05	17-SEP-21
Silver (Ag)-Dissolved			<0.0000005		mg/L		0.0001	17-SEP-21
Sodium (Na)-Dissolved			<0.005		mg/L		0.1	17-SEP-21
Strontium (Sr)-Dissolved			<0.00002		mg/L		0.001	17-SEP-21
Sulfur (S)-Dissolved			<0.2		mg/L		0.5	17-SEP-21
Tellurium (Te)-Dissolved			<0.00001		mg/L		0.001	17-SEP-21
Thallium (Tl)-Dissolved			<0.000002		mg/L		0.0003	17-SEP-21
Thorium (Th)-Dissolved			<0.00001		mg/L		0.0001	17-SEP-21
Tin (Sn)-Dissolved			<0.000005		mg/L		0.001	17-SEP-21
Titanium (Ti)-Dissolved			<0.00002		mg/L		0.002	17-SEP-21

Quality Control Report

Client: New Gold Inc. Rainy River Project
24 Marr Rd
Barwick ON P0W 1A0
Contact: Garnet Cornell

Test	Matrix	Reference	Result	Qualifier	Units	RPD	Limit	Analyzed
MET-D-MISA-TB	**Effluent**							
Batch R5588156								
WG3619875-1 MB								
Tungsten (W)-Dissolved			<0.000002		mg/L		0.01	17-SEP-21
Uranium (U)-Dissolved			<0.0000005		mg/L		0.005	17-SEP-21
Vanadium (V)-Dissolved			<0.00002		mg/L		0.001	17-SEP-21
Zinc (Zn)-Dissolved			0.0002		mg/L		0.003	17-SEP-21
Zirconium (Zr)-Dissolved			<0.000002		mg/L		0.001	17-SEP-21
MET-T-MISA-TB	**Effluent**							
Batch R5590138								
WG3619751-3 DUP		**L2640684-4**						
Aluminum (Al)-Total		0.0188	0.0216		mg/L	14	20	20-SEP-21
Antimony (Sb)-Total		0.0190	0.0187		mg/L	1.3	20	20-SEP-21
Arsenic (As)-Total		0.00207	0.00201		mg/L	3.1	20	20-SEP-21
Barium (Ba)-Total		0.0495	0.0482		mg/L	2.7	20	20-SEP-21
Beryllium (Be)-Total		<0.0000001	<0.0000001	RPD-NA	mg/L	N/A	20	20-SEP-21
Bismuth (Bi)-Total		<0.00001	<0.00001	RPD-NA	mg/L	N/A	20	20-SEP-21
Boron (B)-Total		0.148	0.149		mg/L	0.8	20	20-SEP-21
Cadmium (Cd)-Total		0.000010	0.000010	RPD-NA	mg/L	N/A	20	20-SEP-21
Calcium (Ca)-Total		167	168		mg/L	0.3	20	20-SEP-21
Cesium (Cs)-Total		0.000460	0.000456		mg/L	0.8	20	20-SEP-21
Chromium (Cr)-Total		0.00012	0.00010	RPD-NA	mg/L	N/A	20	20-SEP-21
Cobalt (Co)-Total		0.00103	0.00102		mg/L	0.5	20	20-SEP-21
Copper (Cu)-Total		0.00772	0.00764		mg/L	1.0	20	20-SEP-21
Iron (Fe)-Total		0.0350	0.0390		mg/L	11	20	20-SEP-21
Lead (Pb)-Total		<0.00001	<0.00001	RPD-NA	mg/L	N/A	20	20-SEP-21
Lithium (Li)-Total		0.0158	0.0158	RPD-NA	mg/L	N/A	20	20-SEP-21
Magnesium (Mg)-Total		25.4	24.9		mg/L	2.0	20	20-SEP-21
Manganese (Mn)-Total		0.0682	0.0682		mg/L	0.1	20	20-SEP-21
Molybdenum (Mo)-Total		0.0143	0.0140		mg/L	2.3	20	20-SEP-21
Nickel (Ni)-Total		0.00096	0.00092	RPD-NA	mg/L	N/A	20	20-SEP-21
Phosphorus (P)-Total		<0.005	<0.005	RPD-NA	mg/L	N/A	20	20-SEP-21
Potassium (K)-Total		67.9	67.8		mg/L	0.1	20	20-SEP-21
Rubidium (Rb)-Total		0.0357	0.0348		mg/L	2.5	20	20-SEP-21
Selenium (Se)-Total		0.000390	0.000435		mg/L	12	20	20-SEP-21
Silicon (Si)-Total		0.684	0.676		mg/L	1.1	20	20-SEP-21

Quality Control Report

Client: New Gold Inc. Rainy River Project
24 Marr Rd
Barwick ON P0W 1A0
Contact: Garnet Cornell

Test	Matrix	Reference	Result	Qualifier	Units	RPD	Limit	Analyzed
MET-T-MISA-TB	**Effluent**							
Batch R5590138								
WG3619751-3 DUP		**L2640684-4**						
Silver (Ag)-Total		<0.000001	<0.000001	RPD-NA	mg/L	N/A	20	20-SEP-21
Sodium (Na)-Total		142	143		mg/L	0.5	20	20-SEP-21
Strontium (Sr)-Total		0.665	0.667		mg/L	0.4	20	20-SEP-21
Sulfur (S)-Total		279	273		mg/L	2.2	20	20-SEP-21
Tellurium (Te)-Total		<0.00002	0.00002	RPD-NA	mg/L	N/A	20	20-SEP-21
Thallium (Tl)-Total		0.000005	0.000010	RPD-NA	mg/L	N/A	20	20-SEP-21
Thorium (Th)-Total		<0.00001	<0.00001	RPD-NA	mg/L	N/A	20	20-SEP-21
Tin (Sn)-Total		<0.00001	<0.00001	RPD-NA	mg/L	N/A	20	20-SEP-21
Titanium (Ti)-Total		0.00050	0.00057	RPD-NA	mg/L	N/A	20	20-SEP-21
Tungsten (W)-Total		0.00015	0.00015	RPD-NA	mg/L	N/A	20	20-SEP-21
Uranium (U)-Total		0.00218	0.00214	RPD-NA	mg/L	N/A	20	20-SEP-21
Vanadium (V)-Total		0.00040	0.00040	RPD-NA	mg/L	N/A	20	20-SEP-21
Zinc (Zn)-Total		0.0020	0.0015	RPD-NA	mg/L	N/A	20	20-SEP-21
Zirconium (Zr)-Total		0.000042	0.000040	RPD-NA	mg/L	N/A	20	20-SEP-21
WG3619751-6 LCS								
Aluminum (Al)-Total			103.4		%		80-120	20-SEP-21
Antimony (Sb)-Total			104.3		%		80-120	20-SEP-21
Arsenic (As)-Total			106.5		%		80-120	20-SEP-21
Barium (Ba)-Total			99.9		%		80-120	20-SEP-21
Beryllium (Be)-Total			98.1		%		80-120	20-SEP-21
Bismuth (Bi)-Total			102.5		%		80-120	20-SEP-21
Boron (B)-Total			94.7		%		80-120	20-SEP-21
Cadmium (Cd)-Total			102.1		%		80-120	20-SEP-21
Calcium (Ca)-Total			102.8		%		80-120	20-SEP-21
Cesium (Cs)-Total			104.0		%		80-120	20-SEP-21
Chromium (Cr)-Total			101.8		%		80-120	20-SEP-21
Cobalt (Co)-Total			101.1		%		80-120	20-SEP-21
Copper (Cu)-Total			99.1		%		80-120	20-SEP-21
Iron (Fe)-Total			104.9		%		80-120	20-SEP-21
Lead (Pb)-Total			101.0		%		80-120	20-SEP-21
Lithium (Li)-Total			97.8		%		80-120	20-SEP-21
Magnesium (Mg)-Total			103.3		%		80-120	20-SEP-21
Manganese (Mn)-Total			103.0		%		80-120	20-SEP-21

Quality Control Report

Client: New Gold Inc. Rainy River Project
24 Marr Rd
Barwick ON P0W 1A0
Contact: Garnet Cornell

Test	Matrix	Reference	Result	Qualifier	Units	RPD	Limit	Analyzed
MET-T-MISA-TB	**Effluent**							
Batch R5590138								
WG3619751-6 LCS								
Molybdenum (Mo)-Total			105.5		%		80-120	20-SEP-21
Nickel (Ni)-Total			101.8		%		80-120	20-SEP-21
Phosphorus (P)-Total			100.5		%		80-120	20-SEP-21
Potassium (K)-Total			104.2		%		80-120	20-SEP-21
Rubidium (Rb)-Total			99.9		%		80-120	20-SEP-21
Selenium (Se)-Total			100.9		%		80-120	20-SEP-21
Silicon (Si)-Total			102.5		%		80-120	20-SEP-21
Silver (Ag)-Total			104.1		%		80-120	20-SEP-21
Sodium (Na)-Total			103.5		%		80-120	20-SEP-21
Strontium (Sr)-Total			101.5		%		80-120	20-SEP-21
Sulfur (S)-Total			103.9		%		80-120	20-SEP-21
Tellurium (Te)-Total			101.7		%		80-120	20-SEP-21
Thallium (Tl)-Total			102.7		%		80-120	20-SEP-21
Thorium (Th)-Total			99.6		%		80-120	20-SEP-21
Tin (Sn)-Total			102.6		%		80-120	20-SEP-21
Titanium (Ti)-Total			101.4		%		80-120	20-SEP-21
Tungsten (W)-Total			102.7		%		80-120	20-SEP-21
Uranium (U)-Total			101.7		%		80-120	20-SEP-21
Vanadium (V)-Total			102.4		%		80-120	20-SEP-21
Zinc (Zn)-Total			99.7		%		80-120	20-SEP-21
Zirconium (Zr)-Total			103.1		%		80-120	20-SEP-21
WG3619751-5 MB								
Aluminum (Al)-Total			0.0016		mg/L		0.005	20-SEP-21
Antimony (Sb)-Total			<0.000005		mg/L		0.0006	20-SEP-21
Arsenic (As)-Total			0.00004		mg/L		0.001	20-SEP-21
Barium (Ba)-Total			0.00007		mg/L		0.01	20-SEP-21
Beryllium (Be)-Total			0.0000153		mg/L		0.001	20-SEP-21
Bismuth (Bi)-Total			<0.00001		mg/L		0.001	20-SEP-21
Boron (B)-Total			<0.0005		mg/L		0.05	20-SEP-21
Cadmium (Cd)-Total			<0.000001		mg/L		0.000017	20-SEP-21
Calcium (Ca)-Total			0.004		mg/L		0.2	20-SEP-21
Cesium (Cs)-Total			<0.0000005		mg/L		0.00001	20-SEP-21
Chromium (Cr)-Total			0.00004		mg/L		0.001	20-SEP-21
Cobalt (Co)-Total			<0.000005		mg/L		0.0005	20-SEP-21

Quality Control Report

Client: New Gold Inc. Rainy River Project
24 Marr Rd
Barwick ON P0W 1A0
Contact: Garnet Cornell

Test	Matrix	Reference	Result	Qualifier	Units	RPD	Limit	Analyzed
MET-T-MISA-TB	**Effluent**							
Batch R5590138								
WG3619751-5 MB								
Copper (Cu)-Total			0.00008		mg/L		0.001	20-SEP-21
Iron (Fe)-Total			<0.0005		mg/L		0.02	20-SEP-21
Lead (Pb)-Total			0.00003		mg/L		0.00005	20-SEP-21
Lithium (Li)-Total			<0.0002		mg/L		0.05	20-SEP-21
Magnesium (Mg)-Total			0.0016		mg/L		0.02	20-SEP-21
Manganese (Mn)-Total			<0.0002		mg/L		0.001	20-SEP-21
Molybdenum (Mo)-Total			0.000015		mg/L		0.001	20-SEP-21
Nickel (Ni)-Total			0.00012		mg/L		0.002	20-SEP-21
Phosphorus (P)-Total			0.005		mg/L		0.05	20-SEP-21
Potassium (K)-Total			<0.01		mg/L		0.5	20-SEP-21
Rubidium (Rb)-Total			<0.000002		mg/L		0.0002	20-SEP-21
Selenium (Se)-Total			0.000025		mg/L		0.00005	20-SEP-21
Silicon (Si)-Total			0.032		mg/L		0.1	20-SEP-21
Silver (Ag)-Total			<0.000001		mg/L		0.0001	20-SEP-21
Sodium (Na)-Total			<0.005		mg/L		0.1	20-SEP-21
Strontium (Sr)-Total			<0.000005		mg/L		0.001	20-SEP-21
Sulfur (S)-Total			<0.2		mg/L		0.5	20-SEP-21
Tellurium (Te)-Total			<0.00002		mg/L		0.001	20-SEP-21
Thallium (Tl)-Total			<0.000005		mg/L		0.0003	20-SEP-21
Thorium (Th)-Total			<0.00001		mg/L		0.0001	20-SEP-21
Tin (Sn)-Total			0.00007		mg/L		0.001	20-SEP-21
Titanium (Ti)-Total			0.00003		mg/L		0.002	20-SEP-21
Tungsten (W)-Total			0.00001		mg/L		0.01	20-SEP-21
Uranium (U)-Total			0.0000010		mg/L		0.005	20-SEP-21
Vanadium (V)-Total			0.00015		mg/L		0.001	20-SEP-21
Zinc (Zn)-Total			<0.0005		mg/L		0.003	20-SEP-21
Zirconium (Zr)-Total			<0.000002		mg/L		0.001	20-SEP-21
NH3-MISA-F-TB	**Effluent**							
Batch R5588136								
WG3619535-2 LCS								
Ammonia, Total (as N)			107.0		%		85-115	20-SEP-21
WG3619535-1 MB								
Ammonia, Total (as N)			<0.002		mg/L		0.005	20-SEP-21
NO2-MISA-IC-TB	**Effluent**							

Quality Control Report

Client: New Gold Inc. Rainy River Project
24 Marr Rd
Barwick ON P0W 1A0
Contact: Garnet Cornell

Test	Matrix	Reference	Result	Qualifier	Units	RPD	Limit	Analyzed
NO2-MISA-IC-TB	**Effluent**							
Batch R5587517								
WG3619883-2 LCS								
Nitrite (as N)			94.1		%		90-110	18-SEP-21
WG3619883-1 MB								
Nitrite (as N)			<0.001		mg/L		0.01	18-SEP-21
WG3619883-4 MS		**L2640634-1**						
Nitrite (as N)			96.7		%		75-125	18-SEP-21
NO3-MISA-IC-TB	**Effluent**							
Batch R5587517								
WG3619883-2 LCS								
Nitrate (as N)			97.4		%		90-110	18-SEP-21
WG3619883-1 MB								
Nitrate (as N)			<0.002		mg/L		0.02	18-SEP-21
WG3619883-4 MS		**L2640634-1**						
Nitrate (as N)			90.6		%		75-125	18-SEP-21
OGG-TOT-WT	**Effluent**							
Batch R5592201								
WG3622295-2 LCS								
Oil and Grease, Total			77.5		%		50-150	22-SEP-21
WG3622295-1 MB								
Oil and Grease, Total			<0.2		mg/L		1	22-SEP-21
PH-MISA-TB	**Effluent**							
Batch R5587956								
WG3619810-3 DUP		**L2640634-2**						
pH		7.75	7.81	J	pH	0.06	0.2	18-SEP-21
WG3619810-2 LCS								
pH			6.98		pH		6.9-7.1	18-SEP-21
SO4-MISA-IC-TB	**Effluent**							
Batch R5587517								
WG3619883-2 LCS								
Sulfate (SO4)			99.3		%		90-110	18-SEP-21
WG3619883-1 MB								
Sulfate (SO4)			<0.05		mg/L		0.3	18-SEP-21
WG3619883-4 MS		**L2640634-1**						
Sulfate (SO4)			88.3		%		75-125	18-SEP-21
TDS-MISA-TB	**Effluent**							

Quality Control Report

Client: New Gold Inc. Rainy River Project
24 Marr Rd
Barwick ON P0W 1A0
Contact: Garnet Cornell

Test	Matrix	Reference	Result	Qualifier	Units	RPD	Limit	Analyzed
TDS-MISA-TB	**Effluent**							
Batch R5586764								
WG3619856-2 LCS								
Total Dissolved Solids			86.7		%		85-115	17-SEP-21
WG3619856-1 MB								
Total Dissolved Solids			4		mg/L		10	17-SEP-21
Batch R5586948								
WG3620049-2 LCS								
Total Dissolved Solids			96.1		%		85-115	18-SEP-21
WG3620049-1 MB								
Total Dissolved Solids			4		mg/L		10	18-SEP-21
Batch R5586958								
WG3620047-2 LCS								
Total Dissolved Solids			91.9		%		85-115	18-SEP-21
WG3620047-1 MB								
Total Dissolved Solids			<2		mg/L		10	18-SEP-21
TSS-MISA-TB	**Effluent**							
Batch R5586697								
WG3619853-2 LCS								
Total Suspended Solids			93.5		%		85-115	17-SEP-21
WG3619853-1 MB								
Total Suspended Solids			<0.5		mg/L		3	17-SEP-21
Batch R5586945								
WG3620048-2 LCS								
Total Suspended Solids			102.5		%		85-115	18-SEP-21
WG3620048-1 MB								
Total Suspended Solids			<0.5		mg/L		3	18-SEP-21
Batch R5586953								
WG3620044-2 LCS								
Total Suspended Solids			105.7		%		85-115	18-SEP-21
WG3620044-1 MB								
Total Suspended Solids			<0.5		mg/L		3	18-SEP-21

Quality Control Report

Workorder: L2640634 Report Date: 28-OCT-21

Client: New Gold Inc. Rainy River Project
24 Marr Rd
Barwick ON P0W 1A0
Contact: Garnet Cornell

Legend:

Limit	ALS Control Limit (Data Quality Objectives)
DUP	Duplicate
RPD	Relative Percent Difference
N/A	Not Available
LCS	Laboratory Control Sample
SRM	Standard Reference Material
MS	Matrix Spike
MSD	Matrix Spike Duplicate
ADE	Average Desorption Efficiency
MB	Method Blank
IRM	Internal Reference Material
CRM	Certified Reference Material
CCV	Continuing Calibration Verification
CVS	Calibration Verification Standard
LCSD	Laboratory Control Sample Duplicate

Sample Parameter Qualifier Definitions:

Qualifier	Description
<DL	Recorded value = measured amount <LMDL (non-zero)
<T	A Measurable Trace Amount: Interpret With Caution
<W	No Measurable Response (Zero): < Reported Value
J	Duplicate results and limits are expressed in terms of absolute difference.
RPD-NA	Relative Percent Difference Not Available due to result(s) being less than detection limit.

Quality Control Report

Workorder: L2640634 Report Date: 28-OCT-21

Client: New Gold Inc. Rainy River Project
24 Marr Rd
Barwick ON P0W 1A0
Contact: Garnet Cornell

Hold Time Exceedances:

ALS Product Description	Sample ID	Sampling Date	Date Processed	Rec. HT	Actual HT	Units	Qualifier
Physical Tests							
Turbidity							
	4	14-SEP-21 10:15	18-SEP-21 14:30	3	4	days	EHTR
	5	14-SEP-21 09:00	18-SEP-21 15:30	3	4	days	EHTR
	7	14-SEP-21 08:30	18-SEP-21 15:30	3	4	days	EHTR
	8	14-SEP-21 09:05	18-SEP-21 15:30	3	4	days	EHTR
Anions and Nutrients							
Filtr./Pres. for Carbons Subcontract							
	4	14-SEP-21 10:15	18-SEP-21 17:00	3	4	days	EHTR
	5	14-SEP-21 09:00	18-SEP-21 17:00	3	4	days	EHTR
	7	14-SEP-21 08:30	18-SEP-21 17:00	3	4	days	EHTR
	8	14-SEP-21 09:05	18-SEP-21 17:00	3	4	days	EHTR
Organic / Inorganic Carbon							
Dissolved Organic Carbon for MISA							
	4	14-SEP-21 10:15	23-SEP-21 00:00	3	9	days	EHTR
	5	14-SEP-21 09:00	23-SEP-21 00:00	3	9	days	EHTR
	7	14-SEP-21 08:30	23-SEP-21 00:00	3	9	days	EHTR
	8	14-SEP-21 09:05	23-SEP-21 00:00	3	9	days	EHTR

Legend & Qualifier Definitions:

EHTR-FM:	Exceeded ALS recommended hold time prior to sample receipt. Field Measurement recommended.
EHTR:	Exceeded ALS recommended hold time prior to sample receipt.
EHTL:	Exceeded ALS recommended hold time prior to analysis. Sample was received less than 24 hours prior to expiry.
EHT:	Exceeded ALS recommended hold time prior to analysis.
Rec. HT:	ALS recommended hold time (see units).

Notes*:
Where actual sampling date is not provided to ALS, the date (& time) of receipt is used for calculation purposes.
Where actual sampling time is not provided to ALS, the earlier of 12 noon on the sampling date or the time (& date) of receipt is used for calculation purposes. Samples for L2640634 were received on 17-SEP-21 10:26.

ALS recommended hold times may vary by province. They are assigned to meet known provincial and/or federal government requirements. In the absence of regulatory hold times, ALS establishes recommendations based on guidelines published by the US EPA, APHA Standard Methods, or Environment Canada (where available). For more information, please contact ALS.

The ALS Quality Control Report is provided to ALS clients upon request. ALS includes comprehensive QC checks with every analysis to ensure our high standards of quality are met. Each QC result has a known or expected target value, which is compared against pre-determined data quality objectives to provide confidence in the accuracy of associated test results.

Please note that this report may contain QC results from anonymous Sample Duplicates and Matrix Spikes that do not originate from this Work Order.

L2640634-COFC

AJ

CHAIN OF CUSTODY RECORD - ALS-444563246

L2640634

Project Name: Rainy River
Location: Chapple
Project Number:
Project Manager:
PO Number:
Project:
Turn Around Time (days): 10 Business Days
Shipping Company:
Shipping Date: 9/17/2021 7:47:00 AM
COC Number: ALS-444563246

	Containers	SW Kit	Ra-226 Bottle								Number of Containers	Comments
	Filtered	N	N									
	Preservatives											
		NG-SW-P-TB	RA226-MMER-BE									
Sample Code	DO	pH	Temp	Date and Time	Matrix									
1 FB_SW_20210907				09/14/2021 11:25	SW	X								11	
2 SW02_SW_20210907	3.71	7.08	13.1	09/14/2021 10:50	SW	X								11	
3 SW06_SW_20210907				09/14/2021 12:00	SW	X								11	
4 SW10_SW_20210907	3.66	7.49	14.6	09/14/2021 10:15	SW	X								11	
5 SW15_SW_20210907	5.53	7.74	17.3	09/14/2021 09:00	SW	X								11	
6 SW16_SW_20210907	8.89	7.62	17.9	09/16/2021 07:30	SW	X								11	

Signature	Data/Time	Shipping Details	ATTN	Special Instructions:
Shipped by	9/17/2021 7:47:00 AM	**Method of Shipment:** Courier **On Ice:** yes / no **Shipped:** Air/Ground **Lab Name:** ALS Thunder Bay **Lab Phone:**		**Email Invoice to:** rainyriver.accounts1@newgold.com **Email Report to:** rainyriver.labresults@newgold.com
Received by GZ	17/9/21 10:26 12.3°C			

SD

L2640634-COFC

AJ

CHAIN OF CUSTODY RECORD - ALS-444563246

L2640634

Project Name: Rainy River
Location: Chapple
Project Number:
Project Manager:
PO Number:
Project:
Turn Around Time (days): 10 Business Days
Shipping Company:
Shipping Date: 9/17/2021 7:47:00 AM
COC Number: ALS-444563246

	Containers	SW Kit	Ra-226 Bottle									Number of Containers	Comments
	Filtered	N	N										
	Preservatives												
		NG-SW-P-TB	RA226-MMER-BE										
Sample Code	DO	PH	TEMP	Date and Time	Matrix								
2 SW17_SW_20210907	7.2	7.8	17.8	09/14/2021 08:30	SW	X								11	
8 SW20_SW_20210907	0.72	7.33	13.2	09/14/2021 09:05	SW	X	X							12	
9 SW22A_SW_20210907	2.39	7.71	13	09/15/2021 11:55	SW	X	X							12	
10 SW26_SW_20210907	5.73	7.76	14.6	09/14/2021 11:25	SW	X								11	
11 SW27_SW_20210907	6.98	7.57	13.2	09/14/2021 11:20	SW	X								11	
12 TB_SW_20210907				09/17/2021 07:46	SW	X								11	

Signature	Data/Time
Shipped by	9/17/2021 7:47:00 AM
Received by	17/9/21 10:25

Shipping Details
Method of Shipment: Courier
On Ice: yes / no
Shipped: Air/Ground
Lab Name: ALS Thunder Bay
Lab Phone:

ATTN

Special Instructions:

Email Invoice to:
rainyriver.accounts1@newgold.com
Email Report to:
rainyriver.labresults@newgold.com

11-1°C

SB

L2640634-COFC

AJ

CHAIN OF CUSTODY RECORD - ALS-444563246

L2640634

Drinking Water (DW) Samples (client use)
Are samples taken from a Regulated DW System? Yes **X** No
Are samples for human consumption / use? Yes **X** No
Samples from a Regulated DW System require an Authorized DW COC form

Sample Receipt Details (ALS use only)							
Cooling Method: ☐ None ☐ Ice ☐ Ice Packs ☐ Frozen ☐ Cooling Initiated							
Submission Comments identified on Sample Receipt Notification: ☐ Yes ☐ No							
Cooler Custody Seals Intact: ☐ Yes ☐ NA Sample Custody Seals Intact: ☐ Yes ☐ NA							
Initial Cooler Temperatures °C				Final Cooler Temperatures °C			

Signature	Data/Time	Shipping Details	ATTN	Special Instructions:
Shipped by	9/17/2021 7:47:00 AM	**Method of Shipment:** Courier On Ice: yes / no **Shipped:** Air/Ground **Lab Name:** ALS Thunder Bay **Lab Phone:**		**Email Invoice to:** rainyriver.accounts1@newgold.com **Email Report to:** rainyriver.labresults@newgold.com
Received by				

SB

New Gold Inc. Rainy River Project
ATTN: Garnet Cornell
24 Marr Rd
Barwick ON P0W 1A0

Date Received: 15-OCT-21
Report Date: 23-DEC-21 10:07 (MT)
Version: FINAL

Client Phone: 807-234-8200

Certificate of Analysis

Lab Work Order #: L2651589

Project P.O. #: WATER:4500038941
Job Reference:
C of C Numbers:
Legal Site Desc:



Christine Paradis
Project Manager

[This report shall not be reproduced except in full without the written authority of the Laboratory.]

ALS ENVIRONMENTAL ANALYTICAL REPORT

Sample Details/Parameters	Result	Qualifier*	D.L.	Units	Extracted	Analyzed	Batch
L2651589-1 FB_SW_20211005 Sampled By: Client on 13-OCT-21 @ 12:00 Matrix: Surface Water							
Physical Tests							
Color, True	<2.0		2.0	CU		16-OCT-21	R5621027
Conductivity (EC)	0.4	<DL	1.0	uS/cm		16-OCT-21	R5621522
Hardness (as CaCO3)	<0.51		0.51	mg/L		22-OCT-21	
pH	6.13		0.10	pH		16-OCT-21	R5621522
Total Suspended Solids	<0.5	<W	3.0	mg/L		17-OCT-21	R5622219
Total Dissolved Solids	6	<DL	13	mg/L		17-OCT-21	R5622318
Turbidity	0.11		0.10	NTU		16-OCT-21	R5620827
Anions and Nutrients							
Acidity (as CaCO3)	<0.2	<W	2.0	mg/L		19-OCT-21	R5624617
Alkalinity, Total (as CaCO3)	1.0	<DL	2.0	mg/L		16-OCT-21	R5621522
Ammonia, Total (as N)	<0.002	<W	0.0050	mg/L		18-OCT-21	R5622917
Chloride (Cl)	<0.10		0.10	mg/L	15-OCT-21	16-OCT-21	R5621496
Fluoride (F)	<0.020		0.020	mg/L	15-OCT-21	16-OCT-21	R5621496
Nitrate (as N)	<0.002	<W	0.020	mg/L		16-OCT-21	R5621496
Nitrite (as N)	<0.001	<W	0.010	mg/L		16-OCT-21	R5621496
Total Kjeldahl Nitrogen	<0.050		0.050	mg/L	16-OCT-21	21-OCT-21	R5626645
Orthophosphate-Dissolved (as P)	<0.0030		0.0030	mg/L	15-OCT-21	17-OCT-21	R5622397
Sulfate (SO4)	<0.05	<W	0.30	mg/L		16-OCT-21	R5621496
Cyanides							
Cyanide, Weak Acid Diss	0.0003	<DL	0.0020	mg/L		19-OCT-21	R5625038
Cyanide, Total	<0.0002	<W	0.0020	mg/L		19-OCT-21	R5625038
Cyanide, Free	0.0007	<DL	0.0020	mg/L		19-OCT-21	R5625038
Organic / Inorganic Carbon							
Dissolved Organic Carbon	0.58	RRV	0.50	mg/L	15-OCT-21	25-OCT-21	R5628508
Total Organic Carbon	<0.50		0.50	mg/L		19-OCT-21	R5624501
Total Metals							
Aluminum (Al)-Total	<0.0002	<W	0.0050	mg/L		21-OCT-21	R5626608
Antimony (Sb)-Total	<0.000005	<W	0.00060	mg/L		21-OCT-21	R5626608
Arsenic (As)-Total	0.00002	<DL	0.0010	mg/L		21-OCT-21	R5626608
Barium (Ba)-Total	0.00002	<DL	0.010	mg/L		21-OCT-21	R5626608
Beryllium (Be)-Total	<0.0000001	<W	0.0010	mg/L		21-OCT-21	R5626608
Bismuth (Bi)-Total	<0.00001	<W	0.0010	mg/L		21-OCT-21	R5626608
Boron (B)-Total	0.0035	<DL	0.050	mg/L		21-OCT-21	R5626608
Cadmium (Cd)-Total	<0.000001	<W	0.000017	mg/L		21-OCT-21	R5626608
Calcium (Ca)-Total	0.024	<DL	0.20	mg/L		21-OCT-21	R5626608
Cesium (Cs)-Total	<0.0000005	<W	0.000010	mg/L		21-OCT-21	R5626608
Chromium (Cr)-Total	0.00012	<DL	0.0010	mg/L		21-OCT-21	R5626608
Cobalt (Co)-Total	<0.000005	<W	0.00050	mg/L		21-OCT-21	R5626608
Copper (Cu)-Total	0.00004	<DL	0.0010	mg/L		21-OCT-21	R5626608
Iron (Fe)-Total	0.0005	<DL	0.020	mg/L		21-OCT-21	R5626608
Lead (Pb)-Total	<0.00001	<W	0.000050	mg/L		21-OCT-21	R5626608
Lithium (Li)-Total	<0.0002	<W	0.050	mg/L		21-OCT-21	R5626608

* Refer to Referenced Information for Qualifiers (if any) and Methodology.

ALS ENVIRONMENTAL ANALYTICAL REPORT

Sample Details/Parameters	Result	Qualifier*	D.L.	Units	Extracted	Analyzed	Batch
L2651589-1 FB_SW_20211005 Sampled By: Client on 13-OCT-21 @ 12:00 Matrix: Surface Water							
Total Metals							
Magnesium (Mg)-Total	<0.0002	<W	0.020	mg/L		21-OCT-21	R5626608
Manganese (Mn)-Total	<0.0002	<W	0.0010	mg/L		21-OCT-21	R5626608
Mercury (Hg)-Total	<0.000005	<W	0.000030	mg/L		19-OCT-21	R5624486
Molybdenum (Mo)-Total	0.000010	<DL	0.0010	mg/L		21-OCT-21	R5626608
Nickel (Ni)-Total	<0.00002	<W	0.0020	mg/L		21-OCT-21	R5626608
Phosphorus (P)-Total	0.010	<DL	0.050	mg/L		21-OCT-21	R5626608
Potassium (K)-Total	<0.01	<W	0.50	mg/L		21-OCT-21	R5626608
Rubidium (Rb)-Total	<0.000002	<W	0.00020	mg/L		21-OCT-21	R5626608
Selenium (Se)-Total	<0.000005	<W	0.000050	mg/L		21-OCT-21	R5626608
Silicon (Si)-Total	0.050	<DL	0.10	mg/L		21-OCT-21	R5626608
Silver (Ag)-Total	0.000001	<DL	0.00010	mg/L		21-OCT-21	R5626608
Sodium (Na)-Total	0.025	<DL	0.10	mg/L		21-OCT-21	R5626608
Strontium (Sr)-Total	0.000060	<DL	0.0010	mg/L		21-OCT-21	R5626608
Sulfur (S)-Total	0.2	<DL	0.50	mg/L		21-OCT-21	R5626608
Tellurium (Te)-Total	0.00006	<DL	0.0010	mg/L		21-OCT-21	R5626608
Thallium (Tl)-Total	<0.000005	<W	0.00030	mg/L		21-OCT-21	R5626608
Thorium (Th)-Total	0.00004	<DL	0.00010	mg/L		21-OCT-21	R5626608
Tin (Sn)-Total	0.00002	<DL	0.0010	mg/L		21-OCT-21	R5626608
Titanium (Ti)-Total	0.00002	<DL	0.0020	mg/L		21-OCT-21	R5626608
Tungsten (W)-Total	<0.00001	<W	0.010	mg/L		21-OCT-21	R5626608
Uranium (U)-Total	<0.0000005	<W	0.0050	mg/L		21-OCT-21	R5626608
Vanadium (V)-Total	<0.00005	<W	0.0010	mg/L		21-OCT-21	R5626608
Zinc (Zn)-Total	<0.0005	<W	0.0030	mg/L		21-OCT-21	R5626608
Zirconium (Zr)-Total	0.000008	<DL	0.0010	mg/L		21-OCT-21	R5626608
Dissolved Metals							
Dissolved Metals Filtration Location	FIELD					21-OCT-21	R5626272
Aluminum (Al)-Dissolved	<0.0002	<W	0.0050	mg/L		21-OCT-21	R5626669
Antimony (Sb)-Dissolved	<0.000005	<W	0.00060	mg/L		21-OCT-21	R5626669
Arsenic (As)-Dissolved	<0.0000002	<W	0.0010	mg/L		21-OCT-21	R5626669
Barium (Ba)-Dissolved	0.000010	<DL	0.010	mg/L		21-OCT-21	R5626669
Beryllium (Be)-Dissolved	<0.000002	<W	0.0010	mg/L		21-OCT-21	R5626669
Bismuth (Bi)-Dissolved	<0.000002	<W	0.0010	mg/L		21-OCT-21	R5626669
Boron (B)-Dissolved	0.0030	<DL	0.050	mg/L		21-OCT-21	R5626669
Cadmium (Cd)-Dissolved	<0.0000005	<W	0.000017	mg/L		21-OCT-21	R5626669
Calcium (Ca)-Dissolved	0.016	<DL	0.20	mg/L		21-OCT-21	R5626669
Cesium (Cs)-Dissolved	<0.0000005	<W	0.000010	mg/L		21-OCT-21	R5626669
Chromium (Cr)-Dissolved	<0.00001	<W	0.0010	mg/L		21-OCT-21	R5626669
Cobalt (Co)-Dissolved	<0.000002	<W	0.00050	mg/L		21-OCT-21	R5626669
Copper (Cu)-Dissolved	<0.00002	<W	0.0010	mg/L		21-OCT-21	R5626669
Iron (Fe)-Dissolved	<0.0005	<W	0.020	mg/L		21-OCT-21	R5626669
Lead (Pb)-Dissolved	<0.00001	<W	0.000050	mg/L		21-OCT-21	R5626669

* Refer to Referenced Information for Qualifiers (if any) and Methodology.

ALS ENVIRONMENTAL ANALYTICAL REPORT

Sample Details/Parameters	Result	Qualifier*	D.L.	Units	Extracted	Analyzed	Batch
L2651589-1 FB_SW_20211005 Sampled By: Client on 13-OCT-21 @ 12:00 Matrix: Surface Water							
Dissolved Metals							
Lithium (Li)-Dissolved	<0.0002	<W	0.050	mg/L		21-OCT-21	R5626669
Magnesium (Mg)-Dissolved	<0.0005	<W	0.020	mg/L		21-OCT-21	R5626669
Manganese (Mn)-Dissolved	<0.00002	<W	0.0010	mg/L		21-OCT-21	R5626669
Mercury (Hg)-Dissolved	<0.000005	<W	0.000030	mg/L		19-OCT-21	R5624479
Molybdenum (Mo)-Dissolved	<0.000002	<W	0.0010	mg/L		21-OCT-21	R5626669
Nickel (Ni)-Dissolved	<0.00002	<W	0.0020	mg/L		21-OCT-21	R5626669
Phosphorus (P)-Dissolved	<0.005	<W	0.050	mg/L		21-OCT-21	R5626669
Potassium (K)-Dissolved	<0.01	<W	0.50	mg/L		21-OCT-21	R5626669
Rubidium (Rb)-Dissolved	<0.000002	<W	0.00020	mg/L		21-OCT-21	R5626669
Selenium (Se)-Dissolved	<0.000005	<W	0.000050	mg/L		21-OCT-21	R5626669
Silicon (Si)-Dissolved	0.050		0.050	mg/L		21-OCT-21	R5626669
Silver (Ag)-Dissolved	<0.0000005	<W	0.00010	mg/L		21-OCT-21	R5626669
Sodium (Na)-Dissolved	<0.005	<W	0.10	mg/L		21-OCT-21	R5626669
Strontium (Sr)-Dissolved	0.00002	<DL	0.0010	mg/L		21-OCT-21	R5626669
Sulfur (S)-Dissolved	<0.2	<W	0.50	mg/L		21-OCT-21	R5626669
Tellurium (Te)-Dissolved	<0.00001	<W	0.0010	mg/L		21-OCT-21	R5626669
Thallium (Tl)-Dissolved	<0.000002	<W	0.00030	mg/L		21-OCT-21	R5626669
Thorium (Th)-Dissolved	<0.00001	<W	0.00010	mg/L		21-OCT-21	R5626669
Tin (Sn)-Dissolved	0.000040	<DL	0.0010	mg/L		21-OCT-21	R5626669
Titanium (Ti)-Dissolved	<0.00002	<W	0.0020	mg/L		21-OCT-21	R5626669
Tungsten (W)-Dissolved	<0.000002	<W	0.010	mg/L		21-OCT-21	R5626669
Uranium (U)-Dissolved	<0.0000005	<W	0.0050	mg/L		21-OCT-21	R5626669
Vanadium (V)-Dissolved	<0.00002	<W	0.0010	mg/L		21-OCT-21	R5626669
Zinc (Zn)-Dissolved	<0.0002	<W	0.0030	mg/L		21-OCT-21	R5626669
Zirconium (Zr)-Dissolved	<0.000002	<W	0.0010	mg/L		21-OCT-21	R5626669
Aggregate Organics							
Biochemical Oxygen Demand	<2.0		2.0	mg/L		16-OCT-21	R5626021
Chemical Oxygen Demand	<10		10	mg/L	16-OCT-21	20-OCT-21	R5626084
Oil and Grease, Total	<0.2	<W	1.0	mg/L	19-OCT-21	19-OCT-21	R5624325
L2651589-2 SW02_SW_20211005 Sampled By: Client on 12-OCT-21 @ 14:40 Matrix: Surface Water							
Field Tests							
pH, Client Supplied	7.16		0.10	pH		15-OCT-21	R5619716
Temperature, Client Supplied	13.5		0	Degree C		15-OCT-21	R5619716
Physical Tests							
Color, True	204		2.0	CU		16-OCT-21	R5621027
Conductivity (EC)	135		1.0	uS/cm		16-OCT-21	R5621522
Hardness (as CaCO3)	82.7		0.51	mg/L		22-OCT-21	
pH	7.22		0.10	pH		16-OCT-21	R5621522
Total Suspended Solids	1.5	<DL	3.0	mg/L		17-OCT-21	R5622262
Total Dissolved Solids	144		13	mg/L		17-OCT-21	R5622317

* Refer to Referenced Information for Qualifiers (if any) and Methodology.

ALS ENVIRONMENTAL ANALYTICAL REPORT

Sample Details/Parameters	Result	Qualifier*	D.L.	Units	Extracted	Analyzed	Batch
L2651589-2 SW02_SW_20211005 Sampled By: Client on 12-OCT-21 @ 14:40 Matrix: Surface Water							
Physical Tests							
Turbidity	1.01		0.10	NTU		16-OCT-21	R5620827
Anions and Nutrients							
Acidity (as CaCO3)	3.0		2.0	mg/L		19-OCT-21	R5624617
Alkalinity, Total (as CaCO3)	69.4		2.0	mg/L		16-OCT-21	R5621522
Ammonia, Total (as N)	0.008	<T	0.0050	mg/L		18-OCT-21	R5622917
Ammonia, Un-ionized (as N)	<0.001	<W	0.010	mg/L		18-OCT-21	
Chloride (Cl)	0.98		0.10	mg/L	15-OCT-21	16-OCT-21	R5621496
Fluoride (F)	0.038		0.020	mg/L	15-OCT-21	16-OCT-21	R5621496
Nitrate (as N)	0.004	<DL	0.020	mg/L		16-OCT-21	R5621496
Nitrite (as N)	<0.001	<W	0.010	mg/L		16-OCT-21	R5621496
Total Kjeldahl Nitrogen	0.344		0.050	mg/L	16-OCT-21	21-OCT-21	R5626645
Orthophosphate-Dissolved (as P)	<0.0030		0.0030	mg/L	15-OCT-21	17-OCT-21	R5622397
Sulfate (SO4)	0.95	<T	0.30	mg/L		16-OCT-21	R5621496
Cyanides							
Cyanide, Weak Acid Diss	0.0009	<DL	0.0020	mg/L		19-OCT-21	R5625038
Cyanide, Total	0.0028	<T	0.0020	mg/L		19-OCT-21	R5625038
Cyanide, Free	0.0002	<DL	0.0020	mg/L		19-OCT-21	R5625038
Organic / Inorganic Carbon							
Dissolved Organic Carbon	45.1	DLM	2.5	mg/L	15-OCT-21	22-OCT-21	R5627859
Total Organic Carbon	37.2		0.50	mg/L		19-OCT-21	R5624501
Total Metals							
Aluminum (Al)-Total	0.0426		0.0050	mg/L		21-OCT-21	R5626608
Antimony (Sb)-Total	0.000035	<DL	0.00060	mg/L		21-OCT-21	R5626608
Arsenic (As)-Total	0.00087	<DL	0.0010	mg/L		21-OCT-21	R5626608
Barium (Ba)-Total	0.0124		0.010	mg/L		21-OCT-21	R5626608
Beryllium (Be)-Total	<0.0000001	<W	0.0010	mg/L		21-OCT-21	R5626608
Bismuth (Bi)-Total	<0.00001	<W	0.0010	mg/L		21-OCT-21	R5626608
Boron (B)-Total	0.0085	<DL	0.050	mg/L		21-OCT-21	R5626608
Cadmium (Cd)-Total	0.000005	<DL	0.000017	mg/L		21-OCT-21	R5626608
Calcium (Ca)-Total	19.6		0.20	mg/L		21-OCT-21	R5626608
Cesium (Cs)-Total	0.0000040	<DL	0.000010	mg/L		21-OCT-21	R5626608
Chromium (Cr)-Total	0.00026	<DL	0.0010	mg/L		21-OCT-21	R5626608
Cobalt (Co)-Total	0.000095	<DL	0.00050	mg/L		21-OCT-21	R5626608
Copper (Cu)-Total	0.00048	<DL	0.0010	mg/L		21-OCT-21	R5626608
Iron (Fe)-Total	0.360		0.020	mg/L		21-OCT-21	R5626608
Lead (Pb)-Total	0.00004	<DL	0.000050	mg/L		21-OCT-21	R5626608
Lithium (Li)-Total	0.0024	<DL	0.050	mg/L		21-OCT-21	R5626608
Magnesium (Mg)-Total	8.03		0.020	mg/L		21-OCT-21	R5626608
Manganese (Mn)-Total	0.0086		0.0010	mg/L		21-OCT-21	R5626608
Mercury (Hg)-Total	<0.000005	<W	0.000030	mg/L		19-OCT-21	R5624486
Molybdenum (Mo)-Total	0.000150	<DL	0.0010	mg/L		21-OCT-21	R5626608
Nickel (Ni)-Total	0.00052	<DL	0.0020	mg/L		21-OCT-21	R5626608

* Refer to Referenced Information for Qualifiers (if any) and Methodology.

ALS ENVIRONMENTAL ANALYTICAL REPORT

Sample Details/Parameters	Result	Qualifier*	D.L.	Units	Extracted	Analyzed	Batch
L2651589-2 SW02_SW_20211005 Sampled By: Client on 12-OCT-21 @ 14:40 Matrix: Surface Water							
Total Metals							
Phosphorus (P)-Total	<0.005	<W	0.050	mg/L		21-OCT-21	R5626608
Potassium (K)-Total	1.36		0.50	mg/L		21-OCT-21	R5626608
Rubidium (Rb)-Total	0.00253		0.00020	mg/L		21-OCT-21	R5626608
Selenium (Se)-Total	0.000130	<T	0.000050	mg/L		21-OCT-21	R5626608
Silicon (Si)-Total	4.43		0.10	mg/L		21-OCT-21	R5626608
Silver (Ag)-Total	0.000001	<DL	0.00010	mg/L		21-OCT-21	R5626608
Sodium (Na)-Total	1.24		0.10	mg/L		21-OCT-21	R5626608
Strontium (Sr)-Total	0.0342		0.0010	mg/L		21-OCT-21	R5626608
Sulfur (S)-Total	0.8		0.50	mg/L		21-OCT-21	R5626608
Tellurium (Te)-Total	0.00006	<DL	0.0010	mg/L		21-OCT-21	R5626608
Thallium (Tl)-Total	<0.000005	<W	0.00030	mg/L		21-OCT-21	R5626608
Thorium (Th)-Total	0.00002	<DL	0.00010	mg/L		21-OCT-21	R5626608
Tin (Sn)-Total	0.00001	<DL	0.0010	mg/L		21-OCT-21	R5626608
Titanium (Ti)-Total	0.00092	<DL	0.0020	mg/L		21-OCT-21	R5626608
Tungsten (W)-Total	<0.00001	<W	0.010	mg/L		21-OCT-21	R5626608
Uranium (U)-Total	0.0000355	<DL	0.0050	mg/L		21-OCT-21	R5626608
Vanadium (V)-Total	0.00025	<DL	0.0010	mg/L		21-OCT-21	R5626608
Zinc (Zn)-Total	0.0015	<DL	0.0030	mg/L		21-OCT-21	R5626608
Zirconium (Zr)-Total	0.000206	<DL	0.0010	mg/L		21-OCT-21	R5626608
Dissolved Metals							
Dissolved Metals Filtration Location	FIELD					21-OCT-21	R5626272
Aluminum (Al)-Dissolved	0.0274	<T	0.0050	mg/L		21-OCT-21	R5626669
Antimony (Sb)-Dissolved	0.000040	<DL	0.00060	mg/L		21-OCT-21	R5626669
Arsenic (As)-Dissolved	0.000809	<DL	0.0010	mg/L		21-OCT-21	R5626669
Barium (Ba)-Dissolved	0.0113		0.010	mg/L		21-OCT-21	R5626669
Beryllium (Be)-Dissolved	<0.000002	<W	0.0010	mg/L		21-OCT-21	R5626669
Bismuth (Bi)-Dissolved	<0.000002	<W	0.0010	mg/L		21-OCT-21	R5626669
Boron (B)-Dissolved	0.0080	<DL	0.050	mg/L		21-OCT-21	R5626669
Cadmium (Cd)-Dissolved	0.0000030	<DL	0.000017	mg/L		21-OCT-21	R5626669
Calcium (Ca)-Dissolved	19.7		0.20	mg/L		21-OCT-21	R5626669
Cesium (Cs)-Dissolved	0.0000010	<DL	0.000010	mg/L		21-OCT-21	R5626669
Chromium (Cr)-Dissolved	0.00015	<DL	0.0010	mg/L		21-OCT-21	R5626669
Cobalt (Co)-Dissolved	0.000050	<DL	0.00050	mg/L		21-OCT-21	R5626669
Copper (Cu)-Dissolved	0.00046	<DL	0.0010	mg/L		21-OCT-21	R5626669
Iron (Fe)-Dissolved	0.276		0.020	mg/L		21-OCT-21	R5626669
Lead (Pb)-Dissolved	<0.00001	<W	0.000050	mg/L		21-OCT-21	R5626669
Lithium (Li)-Dissolved	0.0024	<DL	0.050	mg/L		21-OCT-21	R5626669
Magnesium (Mg)-Dissolved	8.10		0.020	mg/L		21-OCT-21	R5626669
Manganese (Mn)-Dissolved	0.00074	<DL	0.0010	mg/L		21-OCT-21	R5626669
Mercury (Hg)-Dissolved	<0.000005	<W	0.000030	mg/L		19-OCT-21	R5624479
Molybdenum (Mo)-Dissolved	0.000134	<DL	0.0010	mg/L		21-OCT-21	R5626669

* Refer to Referenced Information for Qualifiers (if any) and Methodology.

ALS ENVIRONMENTAL ANALYTICAL REPORT

Sample Details/Parameters	Result	Qualifier*	D.L.	Units	Extracted	Analyzed	Batch
L2651589-2 SW02_SW_20211005 Sampled By: Client on 12-OCT-21 @ 14:40 Matrix: Surface Water							
Dissolved Metals							
Nickel (Ni)-Dissolved	0.00018	<DL	0.0020	mg/L		21-OCT-21	R5626669
Phosphorus (P)-Dissolved	0.010	<DL	0.050	mg/L		21-OCT-21	R5626669
Potassium (K)-Dissolved	1.37		0.50	mg/L		21-OCT-21	R5626669
Rubidium (Rb)-Dissolved	0.00259		0.00020	mg/L		21-OCT-21	R5626669
Selenium (Se)-Dissolved	0.000135	<T	0.000050	mg/L		21-OCT-21	R5626669
Silicon (Si)-Dissolved	4.52		0.050	mg/L		21-OCT-21	R5626669
Silver (Ag)-Dissolved	<0.0000005	<W	0.00010	mg/L		21-OCT-21	R5626669
Sodium (Na)-Dissolved	1.26		0.10	mg/L		21-OCT-21	R5626669
Strontium (Sr)-Dissolved	0.0337		0.0010	mg/L		21-OCT-21	R5626669
Sulfur (S)-Dissolved	0.6		0.50	mg/L		21-OCT-21	R5626669
Tellurium (Te)-Dissolved	0.00001	<DL	0.0010	mg/L		21-OCT-21	R5626669
Thallium (Tl)-Dissolved	0.000002	<DL	0.00030	mg/L		21-OCT-21	R5626669
Thorium (Th)-Dissolved	<0.00001	<W	0.00010	mg/L		21-OCT-21	R5626669
Tin (Sn)-Dissolved	<0.000005	<W	0.0010	mg/L		21-OCT-21	R5626669
Titanium (Ti)-Dissolved	0.00056	<DL	0.0020	mg/L		21-OCT-21	R5626669
Tungsten (W)-Dissolved	<0.000002	<W	0.010	mg/L		21-OCT-21	R5626669
Uranium (U)-Dissolved	0.0000300	<DL	0.0050	mg/L		21-OCT-21	R5626669
Vanadium (V)-Dissolved	0.00022	<DL	0.0010	mg/L		21-OCT-21	R5626669
Zinc (Zn)-Dissolved	0.0018	<DL	0.0030	mg/L		21-OCT-21	R5626669
Zirconium (Zr)-Dissolved	0.000118	<DL	0.0010	mg/L		21-OCT-21	R5626669
Aggregate Organics							
Biochemical Oxygen Demand	<2.0	BODF	2.0	mg/L		19-OCT-21	R5627743
Chemical Oxygen Demand	103		10	mg/L	16-OCT-21	20-OCT-21	R5626084
Oil and Grease, Total	<0.2	<W	1.0	mg/L	19-OCT-21	19-OCT-21	R5624325
L2651589-3 SW03_SW_20211005 Sampled By: Client on 12-OCT-21 @ 09:00 Matrix: Surface Water							
Field Tests							
pH, Client Supplied	7.16		0.10	pH		15-OCT-21	R5619716
Temperature, Client Supplied	12.4		0	Degree C		15-OCT-21	R5619716
Physical Tests							
Color, True	135		2.0	CU		16-OCT-21	R5621040
Conductivity (EC)	396		1.0	uS/cm		16-OCT-21	R5621522
Hardness (as CaCO3)	180		0.51	mg/L		22-OCT-21	
pH	7.48		0.10	pH		16-OCT-21	R5621522
Total Suspended Solids	11.0		3.0	mg/L		17-OCT-21	R5622183
Total Dissolved Solids	284		20	mg/L		17-OCT-21	R5622280
Turbidity	6.36		0.10	NTU		17-OCT-21	R5621466
Anions and Nutrients							
Acidity (as CaCO3)	2.2		2.0	mg/L		19-OCT-21	R5624617
Alkalinity, Total (as CaCO3)	139		2.0	mg/L		16-OCT-21	R5621522
Ammonia, Total (as N)	0.060	<T	0.0050	mg/L		18-OCT-21	R5622917

* Refer to Referenced Information for Qualifiers (if any) and Methodology.

ALS ENVIRONMENTAL ANALYTICAL REPORT

Sample Details/Parameters	Result	Qualifier*	D.L.	Units	Extracted	Analyzed	Batch
L2651589-3 SW03_SW_20211005 Sampled By: Client on 12-OCT-21 @ 09:00 Matrix: Surface Water							
Anions and Nutrients							
Ammonia, Un-ionized (as N)	<0.001	<W	0.010	mg/L		18-OCT-21	
Chloride (Cl)	21.2		0.10	mg/L	16-OCT-21	16-OCT-21	R5621496
Fluoride (F)	0.088		0.020	mg/L	16-OCT-21	16-OCT-21	R5621496
Nitrate (as N)	0.190	<T	0.020	mg/L		16-OCT-21	R5621496
Nitrite (as N)	0.005	<DL	0.010	mg/L		16-OCT-21	R5621496
Total Kjeldahl Nitrogen	1.61		0.050	mg/L	16-OCT-21	21-OCT-21	R5626645
Orthophosphate-Dissolved (as P)	0.0474		0.0030	mg/L	16-OCT-21	17-OCT-21	R5622397
Sulfate (SO4)	35.0		0.30	mg/L		16-OCT-21	R5621496
Cyanides							
Cyanide, Weak Acid Diss	0.0009	<DL	0.0020	mg/L		19-OCT-21	R5625038
Cyanide, Total	0.0034	<T	0.0020	mg/L		19-OCT-21	R5625038
Cyanide, Free	0.0010	<DL	0.0020	mg/L		19-OCT-21	R5625038
Organic / Inorganic Carbon							
Dissolved Organic Carbon	35.6	PEHR	2.5	mg/L	18-OCT-21	26-OCT-21	R5629269
Total Organic Carbon	30.9		0.50	mg/L		19-OCT-21	R5624501
Total Metals							
Aluminum (Al)-Total	0.234		0.0050	mg/L		21-OCT-21	R5626608
Antimony (Sb)-Total	0.000165	<DL	0.00060	mg/L		21-OCT-21	R5626608
Arsenic (As)-Total	0.00160	<T	0.0010	mg/L		21-OCT-21	R5626608
Barium (Ba)-Total	0.0312		0.010	mg/L		21-OCT-21	R5626608
Beryllium (Be)-Total	0.0000026	<DL	0.0010	mg/L		21-OCT-21	R5626608
Bismuth (Bi)-Total	<0.00001	<W	0.0010	mg/L		21-OCT-21	R5626608
Boron (B)-Total	0.0240	<DL	0.050	mg/L		21-OCT-21	R5626608
Cadmium (Cd)-Total	0.000013	<DL	0.000017	mg/L		21-OCT-21	R5626608
Calcium (Ca)-Total	43.8		0.20	mg/L		21-OCT-21	R5626608
Cesium (Cs)-Total	0.0000280		0.000010	mg/L		21-OCT-21	R5626608
Chromium (Cr)-Total	0.00062	<DL	0.0010	mg/L		21-OCT-21	R5626608
Cobalt (Co)-Total	0.000335	<DL	0.00050	mg/L		21-OCT-21	R5626608
Copper (Cu)-Total	0.00122	<T	0.0010	mg/L		21-OCT-21	R5626608
Iron (Fe)-Total	0.603		0.020	mg/L		21-OCT-21	R5626608
Lead (Pb)-Total	0.00014	<T	0.000050	mg/L		21-OCT-21	R5626608
Lithium (Li)-Total	0.0072	<DL	0.050	mg/L		21-OCT-21	R5626608
Magnesium (Mg)-Total	17.5		0.020	mg/L		21-OCT-21	R5626608
Manganese (Mn)-Total	0.0438		0.0010	mg/L		21-OCT-21	R5626608
Mercury (Hg)-Total	<0.000005	<W	0.000030	mg/L		19-OCT-21	R5624486
Molybdenum (Mo)-Total	0.000895	<DL	0.0010	mg/L		21-OCT-21	R5626608
Nickel (Ni)-Total	0.00184	<DL	0.0020	mg/L		21-OCT-21	R5626608
Phosphorus (P)-Total	0.075		0.050	mg/L		21-OCT-21	R5626608
Potassium (K)-Total	4.50		0.50	mg/L		21-OCT-21	R5626608
Rubidium (Rb)-Total	0.00600		0.00020	mg/L		21-OCT-21	R5626608
Selenium (Se)-Total	0.000220	<T	0.000050	mg/L		21-OCT-21	R5626608
Silicon (Si)-Total	7.63		0.10	mg/L		21-OCT-21	R5626608

* Refer to Referenced Information for Qualifiers (if any) and Methodology.

ALS ENVIRONMENTAL ANALYTICAL REPORT

Sample Details/Parameters	Result	Qualifier*	D.L.	Units	Extracted	Analyzed	Batch
L2651589-3 SW03_SW_20211005 Sampled By: Client on 12-OCT-21 @ 09:00 Matrix: Surface Water							
Total Metals							
Silver (Ag)-Total	0.000003	<DL	0.00010	mg/L		21-OCT-21	R5626608
Sodium (Na)-Total	10.6		0.10	mg/L		21-OCT-21	R5626608
Strontium (Sr)-Total	0.119		0.0010	mg/L		21-OCT-21	R5626608
Sulfur (S)-Total	11.8		0.50	mg/L		21-OCT-21	R5626608
Tellurium (Te)-Total	0.00004	<DL	0.0010	mg/L		21-OCT-21	R5626608
Thallium (Tl)-Total	<0.000005	<W	0.00030	mg/L		21-OCT-21	R5626608
Thorium (Th)-Total	0.00003	<DL	0.00010	mg/L		21-OCT-21	R5626608
Tin (Sn)-Total	<0.00001	<W	0.0010	mg/L		21-OCT-21	R5626608
Titanium (Ti)-Total	0.00721		0.0020	mg/L		21-OCT-21	R5626608
Tungsten (W)-Total	0.00001	<DL	0.010	mg/L		21-OCT-21	R5626608
Uranium (U)-Total	0.000488	<DL	0.0050	mg/L		21-OCT-21	R5626608
Vanadium (V)-Total	0.00130	<T	0.0010	mg/L		21-OCT-21	R5626608
Zinc (Zn)-Total	0.0020	<DL	0.0030	mg/L		21-OCT-21	R5626608
Zirconium (Zr)-Total	0.000416	<DL	0.0010	mg/L		21-OCT-21	R5626608
Dissolved Metals							
Dissolved Metals Filtration Location	FIELD					21-OCT-21	R5626272
Aluminum (Al)-Dissolved	0.0328		0.0050	mg/L		21-OCT-21	R5626669
Antimony (Sb)-Dissolved	0.000160	<DL	0.00060	mg/L		21-OCT-21	R5626669
Arsenic (As)-Dissolved	0.00148	<T	0.0010	mg/L		21-OCT-21	R5626669
Barium (Ba)-Dissolved	0.0277		0.010	mg/L		21-OCT-21	R5626669
Beryllium (Be)-Dissolved	<0.000002	<W	0.0010	mg/L		21-OCT-21	R5626669
Bismuth (Bi)-Dissolved	<0.000002	<W	0.0010	mg/L		21-OCT-21	R5626669
Boron (B)-Dissolved	0.0235	<DL	0.050	mg/L		21-OCT-21	R5626669
Cadmium (Cd)-Dissolved	0.0000080	<DL	0.000017	mg/L		21-OCT-21	R5626669
Calcium (Ca)-Dissolved	43.2		0.20	mg/L		21-OCT-21	R5626669
Cesium (Cs)-Dissolved	0.0000030	<DL	0.000010	mg/L		21-OCT-21	R5626669
Chromium (Cr)-Dissolved	0.00022	<DL	0.0010	mg/L		21-OCT-21	R5626669
Cobalt (Co)-Dissolved	0.000148	<DL	0.00050	mg/L		21-OCT-21	R5626669
Copper (Cu)-Dissolved	0.00096	<DL	0.0010	mg/L		21-OCT-21	R5626669
Iron (Fe)-Dissolved	0.292		0.020	mg/L		21-OCT-21	R5626669
Lead (Pb)-Dissolved	0.00003	<DL	0.000050	mg/L		21-OCT-21	R5626669
Lithium (Li)-Dissolved	0.0070	<DL	0.050	mg/L		21-OCT-21	R5626669
Magnesium (Mg)-Dissolved	17.5		0.020	mg/L		21-OCT-21	R5626669
Manganese (Mn)-Dissolved	0.00744		0.0010	mg/L		21-OCT-21	R5626669
Mercury (Hg)-Dissolved	<0.000005	<W	0.000030	mg/L		19-OCT-21	R5624479
Molybdenum (Mo)-Dissolved	0.000860	<DL	0.0010	mg/L		21-OCT-21	R5626669
Nickel (Ni)-Dissolved	0.00130	<DL	0.0020	mg/L		21-OCT-21	R5626669
Phosphorus (P)-Dissolved	0.065		0.050	mg/L		21-OCT-21	R5626669
Potassium (K)-Dissolved	4.48		0.50	mg/L		21-OCT-21	R5626669
Rubidium (Rb)-Dissolved	0.00558		0.00020	mg/L		21-OCT-21	R5626669
Selenium (Se)-Dissolved	0.000220	<T	0.000050	mg/L		21-OCT-21	R5626669

* Refer to Referenced Information for Qualifiers (if any) and Methodology.

ALS ENVIRONMENTAL ANALYTICAL REPORT

Sample Details/Parameters	Result	Qualifier*	D.L.	Units	Extracted	Analyzed	Batch
L2651589-3 SW03_SW_20211005 Sampled By: Client on 12-OCT-21 @ 09:00 Matrix: Surface Water							
Dissolved Metals							
Silicon (Si)-Dissolved	7.33		0.050	mg/L		21-OCT-21	R5626669
Silver (Ag)-Dissolved	0.0000010	<DL	0.00010	mg/L		21-OCT-21	R5626669
Sodium (Na)-Dissolved	10.6		0.10	mg/L		21-OCT-21	R5626669
Strontium (Sr)-Dissolved	0.120		0.0010	mg/L		21-OCT-21	R5626669
Sulfur (S)-Dissolved	11.6		0.50	mg/L		21-OCT-21	R5626669
Tellurium (Te)-Dissolved	0.00001	<DL	0.0010	mg/L		21-OCT-21	R5626669
Thallium (Tl)-Dissolved	<0.000002	<W	0.00030	mg/L		21-OCT-21	R5626669
Thorium (Th)-Dissolved	0.00003	<DL	0.00010	mg/L		21-OCT-21	R5626669
Tin (Sn)-Dissolved	<0.000005	<W	0.0010	mg/L		21-OCT-21	R5626669
Titanium (Ti)-Dissolved	0.00190	<DL	0.0020	mg/L		21-OCT-21	R5626669
Tungsten (W)-Dissolved	0.000006	<DL	0.010	mg/L		21-OCT-21	R5626669
Uranium (U)-Dissolved	0.000458	<DL	0.0050	mg/L		21-OCT-21	R5626669
Vanadium (V)-Dissolved	0.00074	<DL	0.0010	mg/L		21-OCT-21	R5626669
Zinc (Zn)-Dissolved	0.0016	<DL	0.0030	mg/L		21-OCT-21	R5626669
Zirconium (Zr)-Dissolved	0.000396	<DL	0.0010	mg/L		21-OCT-21	R5626669
Aggregate Organics							
Biochemical Oxygen Demand	<2.0	BODF	2.0	mg/L		19-OCT-21	R5627743
Chemical Oxygen Demand	87		10	mg/L	16-OCT-21	20-OCT-21	R5626084
Oil and Grease, Total	<0.2	<W	1.0	mg/L	19-OCT-21	19-OCT-21	R5624325
L2651589-4 SW06_SW_20211005 Sampled By: Client on 13-OCT-21 @ 12:00 Matrix: Surface Water							
Field Tests							
pH, Client Supplied	7.24		0.10	pH		15-OCT-21	R5619716
Temperature, Client Supplied	11.3		0	Degree C		15-OCT-21	R5619716
Physical Tests							
Color, True	195		2.0	CU		16-OCT-21	R5621040
Conductivity (EC)	332		1.0	uS/cm		16-OCT-21	R5621522
Hardness (as CaCO3)	160		0.51	mg/L		22-OCT-21	
pH	7.52		0.10	pH		16-OCT-21	R5621522
Total Suspended Solids	8.0		3.0	mg/L		17-OCT-21	R5622219
Total Dissolved Solids	242		13	mg/L		17-OCT-21	R5622318
Turbidity	5.41		0.10	NTU		15-OCT-21	R5620765
Anions and Nutrients							
Acidity (as CaCO3)	2.0		2.0	mg/L		19-OCT-21	R5624617
Alkalinity, Total (as CaCO3)	126		2.0	mg/L		16-OCT-21	R5621522
Ammonia, Total (as N)	0.022	<T	0.0050	mg/L		18-OCT-21	R5622917
Ammonia, Un-ionized (as N)	<0.001	<W	0.010	mg/L		18-OCT-21	
Chloride (Cl)	15.4		0.10	mg/L	16-OCT-21	16-OCT-21	R5621496
Fluoride (F)	0.068		0.020	mg/L	16-OCT-21	16-OCT-21	R5621496
Nitrate (as N)	0.098	<T	0.020	mg/L		16-OCT-21	R5621496
Nitrite (as N)	<0.001	<W	0.010	mg/L		16-OCT-21	R5621496

* Refer to Referenced Information for Qualifiers (if any) and Methodology.

ALS ENVIRONMENTAL ANALYTICAL REPORT

Sample Details/Parameters	Result	Qualifier*	D.L.	Units	Extracted	Analyzed	Batch
L2651589-4 SW06_SW_20211005 Sampled By: Client on 13-OCT-21 @ 12:00 Matrix: Surface Water							
Anions and Nutrients							
Total Kjeldahl Nitrogen	1.50		0.050	mg/L	16-OCT-21	21-OCT-21	R5626645
Orthophosphate-Dissolved (as P)	0.0259		0.0030	mg/L	16-OCT-21	17-OCT-21	R5622397
Sulfate (SO4)	26.2		0.30	mg/L		16-OCT-21	R5621496
Cyanides							
Cyanide, Weak Acid Diss	0.0015	<DL	0.0020	mg/L		19-OCT-21	R5625038
Cyanide, Total	0.0030	<T	0.0020	mg/L		19-OCT-21	R5625038
Cyanide, Free	0.0005	<DL	0.0020	mg/L		19-OCT-21	R5625038
Organic / Inorganic Carbon							
Dissolved Organic Carbon	7.62		0.50	mg/L	15-OCT-21	25-OCT-21	R5628508
Total Organic Carbon	36.8		0.50	mg/L		19-OCT-21	R5624501
Total Metals							
Aluminum (Al)-Total	0.281		0.0050	mg/L		21-OCT-21	R5626608
Antimony (Sb)-Total	0.000135	<DL	0.00060	mg/L		21-OCT-21	R5626608
Arsenic (As)-Total	0.00154	<T	0.0010	mg/L		21-OCT-21	R5626608
Barium (Ba)-Total	0.0277		0.010	mg/L		21-OCT-21	R5626608
Beryllium (Be)-Total	0.0000092	<DL	0.0010	mg/L		21-OCT-21	R5626608
Bismuth (Bi)-Total	<0.00001	<W	0.0010	mg/L		21-OCT-21	R5626608
Boron (B)-Total	0.0220	<DL	0.050	mg/L		21-OCT-21	R5626608
Cadmium (Cd)-Total	0.000015	<DL	0.000017	mg/L		21-OCT-21	R5626608
Calcium (Ca)-Total	37.7		0.20	mg/L		21-OCT-21	R5626608
Cesium (Cs)-Total	0.0000330		0.000010	mg/L		21-OCT-21	R5626608
Chromium (Cr)-Total	0.00088	<DL	0.0010	mg/L		21-OCT-21	R5626608
Cobalt (Co)-Total	0.000345	<DL	0.00050	mg/L		21-OCT-21	R5626608
Copper (Cu)-Total	0.00142	<T	0.0010	mg/L		21-OCT-21	R5626608
Iron (Fe)-Total	0.633		0.020	mg/L		21-OCT-21	R5626608
Lead (Pb)-Total	0.00019	<T	0.000050	mg/L		21-OCT-21	R5626608
Lithium (Li)-Total	0.0062	<DL	0.050	mg/L		21-OCT-21	R5626608
Magnesium (Mg)-Total	15.7		0.020	mg/L		21-OCT-21	R5626608
Manganese (Mn)-Total	0.0420		0.0010	mg/L		21-OCT-21	R5626608
Mercury (Hg)-Total	<0.000005	<W	0.000030	mg/L		19-OCT-21	R5624486
Molybdenum (Mo)-Total	0.000845	<DL	0.0010	mg/L		21-OCT-21	R5626608
Nickel (Ni)-Total	0.00202	<T	0.0020	mg/L		21-OCT-21	R5626608
Phosphorus (P)-Total	0.060		0.050	mg/L		21-OCT-21	R5626608
Potassium (K)-Total	3.80		0.50	mg/L		21-OCT-21	R5626608
Rubidium (Rb)-Total	0.00474		0.00020	mg/L		21-OCT-21	R5626608
Selenium (Se)-Total	0.000240	<T	0.000050	mg/L		21-OCT-21	R5626608
Silicon (Si)-Total	7.03		0.10	mg/L		21-OCT-21	R5626608
Silver (Ag)-Total	0.000003	<DL	0.00010	mg/L		21-OCT-21	R5626608
Sodium (Na)-Total	8.41		0.10	mg/L		21-OCT-21	R5626608
Strontium (Sr)-Total	0.0986		0.0010	mg/L		21-OCT-21	R5626608
Sulfur (S)-Total	9.0		0.50	mg/L		21-OCT-21	R5626608
Tellurium (Te)-Total	0.00006	<DL	0.0010	mg/L		21-OCT-21	R5626608

* Refer to Referenced Information for Qualifiers (if any) and Methodology.

ALS ENVIRONMENTAL ANALYTICAL REPORT

Sample Details/Parameters	Result	Qualifier*	D.L.	Units	Extracted	Analyzed	Batch
L2651589-4 SW06_SW_20211005 Sampled By: Client on 13-OCT-21 @ 12:00 Matrix: Surface Water							
Total Metals							
Thallium (Tl)-Total	<0.000005	<W	0.00030	mg/L		21-OCT-21	R5626608
Thorium (Th)-Total	0.00005	<DL	0.00010	mg/L		21-OCT-21	R5626608
Tin (Sn)-Total	0.00001	<DL	0.0010	mg/L		21-OCT-21	R5626608
Titanium (Ti)-Total	0.00856		0.0020	mg/L		21-OCT-21	R5626608
Tungsten (W)-Total	<0.00001	<W	0.010	mg/L		21-OCT-21	R5626608
Uranium (U)-Total	0.000430	<DL	0.0050	mg/L		21-OCT-21	R5626608
Vanadium (V)-Total	0.00150	<T	0.0010	mg/L		21-OCT-21	R5626608
Zinc (Zn)-Total	0.0015	<DL	0.0030	mg/L		21-OCT-21	R5626608
Zirconium (Zr)-Total	0.000524	<DL	0.0010	mg/L		21-OCT-21	R5626608
Dissolved Metals							
Dissolved Metals Filtration Location	FIELD					21-OCT-21	R5626272
Aluminum (Al)-Dissolved	0.0876		0.0050	mg/L		21-OCT-21	R5626669
Antimony (Sb)-Dissolved	0.000130	<DL	0.00060	mg/L		21-OCT-21	R5626669
Arsenic (As)-Dissolved	0.00139	<T	0.0010	mg/L		21-OCT-21	R5626669
Barium (Ba)-Dissolved	0.0247		0.010	mg/L		21-OCT-21	R5626669
Beryllium (Be)-Dissolved	0.000002	<DL	0.0010	mg/L		21-OCT-21	R5626669
Bismuth (Bi)-Dissolved	<0.000002	<W	0.0010	mg/L		21-OCT-21	R5626669
Boron (B)-Dissolved	0.0215	<DL	0.050	mg/L		21-OCT-21	R5626669
Cadmium (Cd)-Dissolved	0.0000120	<DL	0.000017	mg/L		21-OCT-21	R5626669
Calcium (Ca)-Dissolved	38.5		0.20	mg/L		21-OCT-21	R5626669
Cesium (Cs)-Dissolved	0.0000050	<DL	0.000010	mg/L		21-OCT-21	R5626669
Chromium (Cr)-Dissolved	0.00031	<DL	0.0010	mg/L		21-OCT-21	R5626669
Cobalt (Co)-Dissolved	0.000180	<DL	0.00050	mg/L		21-OCT-21	R5626669
Copper (Cu)-Dissolved	0.00118	<T	0.0010	mg/L		21-OCT-21	R5626669
Iron (Fe)-Dissolved	0.403		0.020	mg/L		21-OCT-21	R5626669
Lead (Pb)-Dissolved	0.00012	<T	0.000050	mg/L		21-OCT-21	R5626669
Lithium (Li)-Dissolved	0.0060	<DL	0.050	mg/L		21-OCT-21	R5626669
Magnesium (Mg)-Dissolved	15.5		0.020	mg/L		21-OCT-21	R5626669
Manganese (Mn)-Dissolved	0.0234		0.0010	mg/L		21-OCT-21	R5626669
Mercury (Hg)-Dissolved	<0.000005	<W	0.000030	mg/L		19-OCT-21	R5624479
Molybdenum (Mo)-Dissolved	0.000838	<DL	0.0010	mg/L		21-OCT-21	R5626669
Nickel (Ni)-Dissolved	0.00146	<DL	0.0020	mg/L		21-OCT-21	R5626669
Phosphorus (P)-Dissolved	0.055		0.050	mg/L		21-OCT-21	R5626669
Potassium (K)-Dissolved	3.72		0.50	mg/L		21-OCT-21	R5626669
Rubidium (Rb)-Dissolved	0.00420		0.00020	mg/L		21-OCT-21	R5626669
Selenium (Se)-Dissolved	0.000235	<T	0.000050	mg/L		21-OCT-21	R5626669
Silicon (Si)-Dissolved	6.79		0.050	mg/L		21-OCT-21	R5626669
Silver (Ag)-Dissolved	0.0000020	<DL	0.00010	mg/L		21-OCT-21	R5626669
Sodium (Na)-Dissolved	8.65		0.10	mg/L		21-OCT-21	R5626669
Strontium (Sr)-Dissolved	0.0980		0.0010	mg/L		21-OCT-21	R5626669
Sulfur (S)-Dissolved	8.8		0.50	mg/L		21-OCT-21	R5626669

* Refer to Referenced Information for Qualifiers (if any) and Methodology.

ALS ENVIRONMENTAL ANALYTICAL REPORT

Sample Details/Parameters	Result	Qualifier*	D.L.	Units	Extracted	Analyzed	Batch
L2651589-4 SW06_SW_20211005 Sampled By: Client on 13-OCT-21 @ 12:00 Matrix: Surface Water							
Dissolved Metals							
Tellurium (Te)-Dissolved	<0.00001	<W	0.0010	mg/L		21-OCT-21	R5626669
Thallium (Tl)-Dissolved	<0.000002	<W	0.00030	mg/L		21-OCT-21	R5626669
Thorium (Th)-Dissolved	0.00004	<DL	0.00010	mg/L		21-OCT-21	R5626669
Tin (Sn)-Dissolved	<0.000005	<W	0.0010	mg/L		21-OCT-21	R5626669
Titanium (Ti)-Dissolved	0.00360		0.0020	mg/L		21-OCT-21	R5626669
Tungsten (W)-Dissolved	0.000010	<DL	0.010	mg/L		21-OCT-21	R5626669
Uranium (U)-Dissolved	0.000439	<DL	0.0050	mg/L		21-OCT-21	R5626669
Vanadium (V)-Dissolved	0.00102	<T	0.0010	mg/L		21-OCT-21	R5626669
Zinc (Zn)-Dissolved	0.0016	<DL	0.0030	mg/L		21-OCT-21	R5626669
Zirconium (Zr)-Dissolved	0.000560	<DL	0.0010	mg/L		21-OCT-21	R5626669
Aggregate Organics							
Biochemical Oxygen Demand	<2.0		2.0	mg/L		17-OCT-21	R5626735
Chemical Oxygen Demand	97		10	mg/L	16-OCT-21	20-OCT-21	R5626084
Oil and Grease, Total	<0.2	<W	1.0	mg/L	19-OCT-21	19-OCT-21	R5624325
L2651589-5 SW10_SW_20211005 Sampled By: Client on 12-OCT-21 @ 13:30 Matrix: Surface Water							
Field Tests							
pH, Client Supplied	7.39		0.10	pH		15-OCT-21	R5619716
Temperature, Client Supplied	12.7		0	Degree C		15-OCT-21	R5619716
Physical Tests							
Color, True	231		2.0	CU		16-OCT-21	R5621027
Conductivity (EC)	272		1.0	uS/cm		16-OCT-21	R5621522
Hardness (as CaCO3)	125		0.51	mg/L		22-OCT-21	
pH	7.44		0.10	pH		16-OCT-21	R5621522
Total Suspended Solids	4.0		3.0	mg/L		17-OCT-21	R5622262
Total Dissolved Solids	220		13	mg/L		17-OCT-21	R5622317
Turbidity	6.58		0.10	NTU		16-OCT-21	R5620827
Anions and Nutrients							
Acidity (as CaCO3)	2.6		2.0	mg/L		19-OCT-21	R5624617
Alkalinity, Total (as CaCO3)	104		2.0	mg/L		16-OCT-21	R5621522
Ammonia, Total (as N)	0.020	<T	0.0050	mg/L		18-OCT-21	R5622917
Ammonia, Un-ionized (as N)	<0.001	<W	0.010	mg/L		18-OCT-21	
Chloride (Cl)	18.8		0.10	mg/L	15-OCT-21	16-OCT-21	R5621496
Fluoride (F)	0.059		0.020	mg/L	15-OCT-21	16-OCT-21	R5621496
Nitrate (as N)	0.036	<T	0.020	mg/L		16-OCT-21	R5621496
Nitrite (as N)	0.003	<DL	0.010	mg/L		16-OCT-21	R5621496
Total Kjeldahl Nitrogen	1.61		0.050	mg/L	16-OCT-21	21-OCT-21	R5626645
Orthophosphate-Dissolved (as P)	0.0175		0.0030	mg/L	15-OCT-21	17-OCT-21	R5622397
Sulfate (SO4)	9.25		0.30	mg/L		16-OCT-21	R5621496
Cyanides							
Cyanide, Weak Acid Diss	0.0007	<DL	0.0020	mg/L		19-OCT-21	R5625038

* Refer to Referenced Information for Qualifiers (if any) and Methodology.

ALS ENVIRONMENTAL ANALYTICAL REPORT

Sample Details/Parameters	Result	Qualifier*	D.L.	Units	Extracted	Analyzed	Batch
L2651589-5 SW10_SW_20211005 Sampled By: Client on 12-OCT-21 @ 13:30 Matrix: Surface Water							
Cyanides							
Cyanide, Total	0.0032	<T	0.0020	mg/L		19-OCT-21	R5625038
Cyanide, Free	<0.0001	<W	0.0020	mg/L		19-OCT-21	R5625038
Organic / Inorganic Carbon							
Dissolved Organic Carbon	43.5	DLM	2.5	mg/L	15-OCT-21	22-OCT-21	R5627859
Total Organic Carbon	40.2		0.50	mg/L		19-OCT-21	R5624501
Total Metals							
Aluminum (Al)-Total	0.284		0.0050	mg/L		21-OCT-21	R5626608
Antimony (Sb)-Total	0.000075	<DL	0.00060	mg/L		21-OCT-21	R5626608
Arsenic (As)-Total	0.00139	<T	0.0010	mg/L		21-OCT-21	R5626608
Barium (Ba)-Total	0.0226		0.010	mg/L		21-OCT-21	R5626608
Beryllium (Be)-Total	0.0000129	<DL	0.0010	mg/L		21-OCT-21	R5626608
Bismuth (Bi)-Total	<0.00001	<W	0.0010	mg/L		21-OCT-21	R5626608
Boron (B)-Total	0.0245	<DL	0.050	mg/L		21-OCT-21	R5626608
Cadmium (Cd)-Total	0.000011	<DL	0.000017	mg/L		21-OCT-21	R5626608
Calcium (Ca)-Total	29.6		0.20	mg/L		21-OCT-21	R5626608
Cesium (Cs)-Total	0.0000270		0.000010	mg/L		21-OCT-21	R5626608
Chromium (Cr)-Total	0.00072	<DL	0.0010	mg/L		21-OCT-21	R5626608
Cobalt (Co)-Total	0.000245	<DL	0.00050	mg/L		21-OCT-21	R5626608
Copper (Cu)-Total	0.00156	<T	0.0010	mg/L		21-OCT-21	R5626608
Iron (Fe)-Total	0.624		0.020	mg/L		21-OCT-21	R5626608
Lead (Pb)-Total	0.00015	<T	0.000050	mg/L		21-OCT-21	R5626608
Lithium (Li)-Total	0.0060	<DL	0.050	mg/L		21-OCT-21	R5626608
Magnesium (Mg)-Total	12.5		0.020	mg/L		21-OCT-21	R5626608
Manganese (Mn)-Total	0.0194		0.0010	mg/L		21-OCT-21	R5626608
Mercury (Hg)-Total	<0.000005	<W	0.000030	mg/L		19-OCT-21	R5624486
Molybdenum (Mo)-Total	0.000770	<DL	0.0010	mg/L		21-OCT-21	R5626608
Nickel (Ni)-Total	0.00188	<DL	0.0020	mg/L		21-OCT-21	R5626608
Phosphorus (P)-Total	0.050		0.050	mg/L		21-OCT-21	R5626608
Potassium (K)-Total	3.13		0.50	mg/L		21-OCT-21	R5626608
Rubidium (Rb)-Total	0.00364		0.00020	mg/L		21-OCT-21	R5626608
Selenium (Se)-Total	0.000270	<T	0.000050	mg/L		21-OCT-21	R5626608
Silicon (Si)-Total	6.57		0.10	mg/L		21-OCT-21	R5626608
Silver (Ag)-Total	0.000002	<DL	0.00010	mg/L		21-OCT-21	R5626608
Sodium (Na)-Total	9.00		0.10	mg/L		21-OCT-21	R5626608
Strontium (Sr)-Total	0.0819		0.0010	mg/L		21-OCT-21	R5626608
Sulfur (S)-Total	3.6		0.50	mg/L		21-OCT-21	R5626608
Tellurium (Te)-Total	<0.00002	<W	0.0010	mg/L		21-OCT-21	R5626608
Thallium (Tl)-Total	<0.000005	<W	0.00030	mg/L		21-OCT-21	R5626608
Thorium (Th)-Total	0.00003	<DL	0.00010	mg/L		21-OCT-21	R5626608
Tin (Sn)-Total	0.00002	<DL	0.0010	mg/L		21-OCT-21	R5626608
Titanium (Ti)-Total	0.00677		0.0020	mg/L		21-OCT-21	R5626608

* Refer to Referenced Information for Qualifiers (if any) and Methodology.

ALS ENVIRONMENTAL ANALYTICAL REPORT

Sample Details/Parameters	Result	Qualifier*	D.L.	Units	Extracted	Analyzed	Batch
L2651589-5 SW10_SW_20211005 Sampled By: Client on 12-OCT-21 @ 13:30 Matrix: Surface Water							
Total Metals							
Tungsten (W)-Total	<0.00001	<W	0.010	mg/L		21-OCT-21	R5626608
Uranium (U)-Total	0.000419	<DL	0.0050	mg/L		21-OCT-21	R5626608
Vanadium (V)-Total	0.00155	<T	0.0010	mg/L		21-OCT-21	R5626608
Zinc (Zn)-Total	0.0020	<DL	0.0030	mg/L		21-OCT-21	R5626608
Zirconium (Zr)-Total	0.000504	<DL	0.0010	mg/L		21-OCT-21	R5626608
Dissolved Metals							
Dissolved Metals Filtration Location	FIELD					21-OCT-21	R5626272
Aluminum (Al)-Dissolved	0.164		0.0050	mg/L		21-OCT-21	R5626669
Antimony (Sb)-Dissolved	0.000080	<DL	0.00060	mg/L		21-OCT-21	R5626669
Arsenic (As)-Dissolved	0.00127	<T	0.0010	mg/L		21-OCT-21	R5626669
Barium (Ba)-Dissolved	0.0207		0.010	mg/L		21-OCT-21	R5626669
Beryllium (Be)-Dissolved	0.000004	<DL	0.0010	mg/L		21-OCT-21	R5626669
Bismuth (Bi)-Dissolved	<0.000002	<W	0.0010	mg/L		21-OCT-21	R5626669
Boron (B)-Dissolved	0.0235	<DL	0.050	mg/L		21-OCT-21	R5626669
Cadmium (Cd)-Dissolved	0.0000100	<DL	0.000017	mg/L		21-OCT-21	R5626669
Calcium (Ca)-Dissolved	29.5		0.20	mg/L		21-OCT-21	R5626669
Cesium (Cs)-Dissolved	0.0000100		0.000010	mg/L		21-OCT-21	R5626669
Chromium (Cr)-Dissolved	0.00044	<DL	0.0010	mg/L		21-OCT-21	R5626669
Cobalt (Co)-Dissolved	0.000136	<DL	0.00050	mg/L		21-OCT-21	R5626669
Copper (Cu)-Dissolved	0.00142	<T	0.0010	mg/L		21-OCT-21	R5626669
Iron (Fe)-Dissolved	0.402		0.020	mg/L		21-OCT-21	R5626669
Lead (Pb)-Dissolved	0.00006	<T	0.000050	mg/L		21-OCT-21	R5626669
Lithium (Li)-Dissolved	0.0056	<DL	0.050	mg/L		21-OCT-21	R5626669
Magnesium (Mg)-Dissolved	12.4		0.020	mg/L		21-OCT-21	R5626669
Manganese (Mn)-Dissolved	0.00398		0.0010	mg/L		21-OCT-21	R5626669
Mercury (Hg)-Dissolved	<0.000005	<W	0.000030	mg/L		19-OCT-21	R5624479
Molybdenum (Mo)-Dissolved	0.000738	<DL	0.0010	mg/L		21-OCT-21	R5626669
Nickel (Ni)-Dissolved	0.00144	<DL	0.0020	mg/L		21-OCT-21	R5626669
Phosphorus (P)-Dissolved	0.040	<DL	0.050	mg/L		21-OCT-21	R5626669
Potassium (K)-Dissolved	3.12		0.50	mg/L		21-OCT-21	R5626669
Rubidium (Rb)-Dissolved	0.00325		0.00020	mg/L		21-OCT-21	R5626669
Selenium (Se)-Dissolved	0.000265	<T	0.000050	mg/L		21-OCT-21	R5626669
Silicon (Si)-Dissolved	6.29		0.050	mg/L		21-OCT-21	R5626669
Silver (Ag)-Dissolved	0.0000030	<DL	0.00010	mg/L		21-OCT-21	R5626669
Sodium (Na)-Dissolved	9.31		0.10	mg/L		21-OCT-21	R5626669
Strontium (Sr)-Dissolved	0.0790		0.0010	mg/L		21-OCT-21	R5626669
Sulfur (S)-Dissolved	3.6		0.50	mg/L		21-OCT-21	R5626669
Tellurium (Te)-Dissolved	0.00001	<DL	0.0010	mg/L		21-OCT-21	R5626669
Thallium (Tl)-Dissolved	0.000002	<DL	0.00030	mg/L		21-OCT-21	R5626669
Thorium (Th)-Dissolved	0.00007	<DL	0.00010	mg/L		21-OCT-21	R5626669
Tin (Sn)-Dissolved	<0.000005	<W	0.0010	mg/L		21-OCT-21	R5626669

* Refer to Referenced Information for Qualifiers (if any) and Methodology.

ALS ENVIRONMENTAL ANALYTICAL REPORT

Sample Details/Parameters	Result	Qualifier*	D.L.	Units	Extracted	Analyzed	Batch
L2651589-5 SW10_SW_20211005 Sampled By: Client on 12-OCT-21 @ 13:30 Matrix: Surface Water							
Dissolved Metals							
Titanium (Ti)-Dissolved	0.00698		0.0020	mg/L		21-OCT-21	R5626669
Tungsten (W)-Dissolved	0.000004	<DL	0.010	mg/L		21-OCT-21	R5626669
Uranium (U)-Dissolved	0.000397	<DL	0.0050	mg/L		21-OCT-21	R5626669
Vanadium (V)-Dissolved	0.00124	<T	0.0010	mg/L		21-OCT-21	R5626669
Zinc (Zn)-Dissolved	0.0018	<DL	0.0030	mg/L		21-OCT-21	R5626669
Zirconium (Zr)-Dissolved	0.000730	<DL	0.0010	mg/L		21-OCT-21	R5626669
Aggregate Organics							
Biochemical Oxygen Demand	<2.0	BODF	2.0	mg/L		19-OCT-21	R5627743
Chemical Oxygen Demand	111		10	mg/L	16-OCT-21	20-OCT-21	R5626084
Oil and Grease, Total	<0.2	<W	1.0	mg/L	19-OCT-21	19-OCT-21	R5624325
L2651589-6 SW15_SW_20211005 Sampled By: Client on 12-OCT-21 @ 10:35 Matrix: Surface Water							
Field Tests							
pH, Client Supplied	7.64		0.10	pH		15-OCT-21	R5619716
Temperature, Client Supplied	12.8		0	Degree C		15-OCT-21	R5619716
Physical Tests							
Color, True	337		2.0	CU		16-OCT-21	R5621027
Conductivity (EC)	323		1.0	uS/cm		16-OCT-21	R5621522
Hardness (as CaCO3)	167		2.5	mg/L		22-OCT-21	
pH	7.66		0.10	pH		16-OCT-21	R5621522
Total Suspended Solids	33.0		3.0	mg/L		17-OCT-21	R5622262
Total Dissolved Solids	290		13	mg/L		17-OCT-21	R5622317
Turbidity	36.7		0.10	NTU		15-OCT-21	R5620765
Anions and Nutrients							
Acidity (as CaCO3)	1.4	<DL	2.0	mg/L		19-OCT-21	R5624617
Alkalinity, Total (as CaCO3)	124		2.0	mg/L		16-OCT-21	R5621522
Ammonia, Total (as N)	0.028	<T	0.0050	mg/L		18-OCT-21	R5622917
Ammonia, Un-ionized (as N)	<0.001	<W	0.010	mg/L		18-OCT-21	
Chloride (Cl)	8.89		0.10	mg/L	15-OCT-21	16-OCT-21	R5621496
Fluoride (F)	0.074		0.020	mg/L	15-OCT-21	16-OCT-21	R5621496
Nitrate (as N)	0.820		0.020	mg/L		16-OCT-21	R5621496
Nitrite (as N)	0.006	<DL	0.010	mg/L		16-OCT-21	R5621496
Total Kjeldahl Nitrogen	1.83		0.050	mg/L	16-OCT-21	21-OCT-21	R5626645
Orthophosphate-Dissolved (as P)	0.0482		0.0030	mg/L	15-OCT-21	17-OCT-21	R5622397
Sulfate (SO4)	32.7		0.30	mg/L		16-OCT-21	R5621496
Cyanides							
Cyanide, Weak Acid Diss	0.0010	<DL	0.0020	mg/L		19-OCT-21	R5625038
Cyanide, Total	0.0028	<T	0.0020	mg/L		19-OCT-21	R5625038
Cyanide, Free	0.0003	<DL	0.0020	mg/L		19-OCT-21	R5625038
Organic / Inorganic Carbon							
Dissolved Organic Carbon	49.9	DLM	2.5	mg/L	15-OCT-21	22-OCT-21	R5627859

* Refer to Referenced Information for Qualifiers (if any) and Methodology.

ALS ENVIRONMENTAL ANALYTICAL REPORT

Sample Details/Parameters	Result	Qualifier*	D.L.	Units	Extracted	Analyzed	Batch
L2651589-6 SW15_SW_20211005 Sampled By: Client on 12-OCT-21 @ 10:35 Matrix: Surface Water							
Organic / Inorganic Carbon							
Total Organic Carbon	46.9		0.50	mg/L		19-OCT-21	R5624501
Total Metals							
Aluminum (Al)-Total	1.33		0.0050	mg/L		21-OCT-21	R5626608
Antimony (Sb)-Total	0.000330	<DL	0.00060	mg/L		21-OCT-21	R5626608
Arsenic (As)-Total	0.00250	<T	0.0010	mg/L		21-OCT-21	R5626608
Barium (Ba)-Total	0.0389		0.010	mg/L		21-OCT-21	R5626608
Beryllium (Be)-Total	0.0000438	<DL	0.0010	mg/L		21-OCT-21	R5626608
Bismuth (Bi)-Total	0.00002	<DL	0.0010	mg/L		21-OCT-21	R5626608
Boron (B)-Total	0.0250	<DL	0.050	mg/L		21-OCT-21	R5626608
Cadmium (Cd)-Total	0.000038	<T	0.000017	mg/L		21-OCT-21	R5626608
Calcium (Ca)-Total	38.7		0.20	mg/L		21-OCT-21	R5626608
Cesium (Cs)-Total	0.000175		0.000010	mg/L		21-OCT-21	R5626608
Chromium (Cr)-Total	0.00252		0.0010	mg/L		21-OCT-21	R5626608
Cobalt (Co)-Total	0.000950	<T	0.00050	mg/L		21-OCT-21	R5626608
Copper (Cu)-Total	0.00330	<T	0.0010	mg/L		21-OCT-21	R5626608
Iron (Fe)-Total	1.85		0.020	mg/L		21-OCT-21	R5626608
Lead (Pb)-Total	0.00089	<T	0.000050	mg/L		21-OCT-21	R5626608
Lithium (Li)-Total	0.0094	<DL	0.050	mg/L		21-OCT-21	R5626608
Magnesium (Mg)-Total	17.2		0.020	mg/L		21-OCT-21	R5626608
Manganese (Mn)-Total	0.105		0.0010	mg/L		21-OCT-21	R5626608
Mercury (Hg)-Total	0.000005	<DL	0.000030	mg/L		19-OCT-21	R5624486
Molybdenum (Mo)-Total	0.00178	<T	0.0010	mg/L		21-OCT-21	R5626608
Nickel (Ni)-Total	0.00402	<T	0.0020	mg/L		21-OCT-21	R5626608
Phosphorus (P)-Total	0.105		0.050	mg/L		21-OCT-21	R5626608
Potassium (K)-Total	5.65		0.50	mg/L		21-OCT-21	R5626608
Rubidium (Rb)-Total	0.00644		0.00020	mg/L		21-OCT-21	R5626608
Selenium (Se)-Total	0.000365	<T	0.000050	mg/L		21-OCT-21	R5626608
Silicon (Si)-Total	8.13		0.10	mg/L		21-OCT-21	R5626608
Silver (Ag)-Total	0.000008	<DL	0.00010	mg/L		21-OCT-21	R5626608
Sodium (Na)-Total	6.94		0.10	mg/L		21-OCT-21	R5626608
Strontium (Sr)-Total	0.0991		0.0010	mg/L		21-OCT-21	R5626608
Sulfur (S)-Total	11.0		0.50	mg/L		21-OCT-21	R5626608
Tellurium (Te)-Total	<0.00002	<W	0.0010	mg/L		21-OCT-21	R5626608
Thallium (Tl)-Total	0.000025	<DL	0.00030	mg/L		21-OCT-21	R5626608
Thorium (Th)-Total	0.00022		0.00010	mg/L		21-OCT-21	R5626608
Tin (Sn)-Total	0.00005	<DL	0.0010	mg/L		21-OCT-21	R5626608
Titanium (Ti)-Total	0.0381		0.0020	mg/L		21-OCT-21	R5626608
Tungsten (W)-Total	0.00001	<DL	0.010	mg/L		21-OCT-21	R5626608
Uranium (U)-Total	0.00175	<DL	0.0050	mg/L		21-OCT-21	R5626608
Vanadium (V)-Total	0.00475	<T	0.0010	mg/L		21-OCT-21	R5626608
Zinc (Zn)-Total	0.0075	<T	0.0030	mg/L		21-OCT-21	R5626608

* Refer to Referenced Information for Qualifiers (if any) and Methodology.

ALS ENVIRONMENTAL ANALYTICAL REPORT

Sample Details/Parameters	Result	Qualifier*	D.L.	Units	Extracted	Analyzed	Batch
L2651589-6 SW15_SW_20211005 Sampled By: Client on 12-OCT-21 @ 10:35 Matrix: Surface Water							
Total Metals							
Zirconium (Zr)-Total	0.00145		0.0010	mg/L		21-OCT-21	R5626608
Dissolved Metals							
Dissolved Metals Filtration Location	FIELD					21-OCT-21	R5626272
Aluminum (Al)-Dissolved	0.780		0.025	mg/L		21-OCT-21	R5626669
Antimony (Sb)-Dissolved	0.000300	<DL	0.0030	mg/L		21-OCT-21	R5626669
Arsenic (As)-Dissolved	0.00205	<DL	0.0050	mg/L		21-OCT-21	R5626669
Barium (Ba)-Dissolved	0.0325	<DL	0.050	mg/L		21-OCT-21	R5626669
Beryllium (Be)-Dissolved	<0.000002	<W	0.0050	mg/L		21-OCT-21	R5626669
Bismuth (Bi)-Dissolved	<0.000002	<W	0.0050	mg/L		21-OCT-21	R5626669
Boron (B)-Dissolved	0.0270	<DL	0.25	mg/L		21-OCT-21	R5626669
Cadmium (Cd)-Dissolved	0.0000100	<DL	0.000085	mg/L		21-OCT-21	R5626669
Calcium (Ca)-Dissolved	38.8		1.0	mg/L		21-OCT-21	R5626669
Cesium (Cs)-Dissolved	0.0000665		0.000050	mg/L		21-OCT-21	R5626669
Chromium (Cr)-Dissolved	0.00134	<DL	0.0050	mg/L		21-OCT-21	R5626669
Cobalt (Co)-Dissolved	0.000424	<DL	0.0025	mg/L		21-OCT-21	R5626669
Copper (Cu)-Dissolved	0.00262	<DL	0.0050	mg/L		21-OCT-21	R5626669
Iron (Fe)-Dissolved	0.883		0.10	mg/L		21-OCT-21	R5626669
Lead (Pb)-Dissolved	0.00041	<T	0.00025	mg/L		21-OCT-21	R5626669
Lithium (Li)-Dissolved	0.0076	<DL	0.25	mg/L		21-OCT-21	R5626669
Magnesium (Mg)-Dissolved	17.0		0.10	mg/L		21-OCT-21	R5626669
Manganese (Mn)-Dissolved	0.0492		0.0050	mg/L		21-OCT-21	R5626669
Mercury (Hg)-Dissolved	0.000005	<DL	0.000030	mg/L		19-OCT-21	R5624479
Molybdenum (Mo)-Dissolved	0.00150	<DL	0.0050	mg/L		21-OCT-21	R5626669
Nickel (Ni)-Dissolved	0.00060	<DL	0.010	mg/L		21-OCT-21	R5626669
Phosphorus (P)-Dissolved	0.100	<DL	0.25	mg/L		21-OCT-21	R5626669
Potassium (K)-Dissolved	5.82		2.5	mg/L		21-OCT-21	R5626669
Rubidium (Rb)-Dissolved	0.00471		0.0010	mg/L		21-OCT-21	R5626669
Selenium (Se)-Dissolved	0.000380	<T	0.00025	mg/L		21-OCT-21	R5626669
Silicon (Si)-Dissolved	7.28		0.25	mg/L		21-OCT-21	R5626669
Silver (Ag)-Dissolved	0.0000050	<DL	0.00050	mg/L		21-OCT-21	R5626669
Sodium (Na)-Dissolved	7.02		0.50	mg/L		21-OCT-21	R5626669
Strontium (Sr)-Dissolved	0.0950		0.0050	mg/L		21-OCT-21	R5626669
Sulfur (S)-Dissolved	11.2		2.5	mg/L		21-OCT-21	R5626669
Tellurium (Te)-Dissolved	<0.00001	<W	0.0050	mg/L		21-OCT-21	R5626669
Thallium (Tl)-Dissolved	<0.000002	<W	0.0015	mg/L		21-OCT-21	R5626669
Thorium (Th)-Dissolved	0.00023	<DL	0.00050	mg/L		21-OCT-21	R5626669
Tin (Sn)-Dissolved	<0.000005	<W	0.0050	mg/L		21-OCT-21	R5626669
Titanium (Ti)-Dissolved	0.0378		0.010	mg/L		21-OCT-21	R5626669
Tungsten (W)-Dissolved	0.000006	<DL	0.050	mg/L		21-OCT-21	R5626669
Uranium (U)-Dissolved	0.00159	<DL	0.025	mg/L		21-OCT-21	R5626669
Vanadium (V)-Dissolved	0.00298	<DL	0.0050	mg/L		21-OCT-21	R5626669

* Refer to Referenced Information for Qualifiers (if any) and Methodology.

ALS ENVIRONMENTAL ANALYTICAL REPORT

Sample Details/Parameters	Result	Qualifier*	D.L.	Units	Extracted	Analyzed	Batch
L2651589-6 SW15_SW_20211005 Sampled By: Client on 12-OCT-21 @ 10:35 Matrix: Surface Water							
Dissolved Metals							
Zinc (Zn)-Dissolved	0.0032	<DL	0.015	mg/L		21-OCT-21	R5626669
Zirconium (Zr)-Dissolved	0.00208	<DL	0.0050	mg/L		21-OCT-21	R5626669
Aggregate Organics							
Biochemical Oxygen Demand	<2.0	BODF	2.0	mg/L		19-OCT-21	R5627743
Chemical Oxygen Demand	119		10	mg/L	16-OCT-21	20-OCT-21	R5626084
Oil and Grease, Total	<0.2	<W	1.0	mg/L	19-OCT-21	19-OCT-21	R5624325
L2651589-7 SW16_SW_20211005 Sampled By: Client on 12-OCT-21 @ 11:55 Matrix: Surface Water							
Field Tests							
pH, Client Supplied	7.66		0.10	pH		15-OCT-21	R5619716
Temperature, Client Supplied	14.8		0	Degree C		15-OCT-21	R5619716
Physical Tests							
Color, True	72.3		2.0	CU		16-OCT-21	R5621027
Conductivity (EC)	145		1.0	uS/cm		16-OCT-21	R5621522
Hardness (as CaCO3)	62.4		0.51	mg/L		22-OCT-21	
pH	7.42		0.10	pH		16-OCT-21	R5621522
Total Suspended Solids	8.0		3.0	mg/L		17-OCT-21	R5622262
Total Dissolved Solids	116		13	mg/L		17-OCT-21	R5622317
Turbidity	9.12		0.10	NTU		15-OCT-21	R5620765
Anions and Nutrients							
Acidity (as CaCO3)	1.0	<DL	2.0	mg/L		19-OCT-21	R5624617
Alkalinity, Total (as CaCO3)	54.4		2.0	mg/L		16-OCT-21	R5621522
Ammonia, Total (as N)	0.028	<T	0.0050	mg/L		18-OCT-21	R5622917
Ammonia, Un-ionized (as N)	<0.001	<W	0.010	mg/L		18-OCT-21	
Chloride (Cl)	5.59		0.10	mg/L	15-OCT-21	16-OCT-21	R5621496
Fluoride (F)	0.054		0.020	mg/L	15-OCT-21	16-OCT-21	R5621496
Nitrate (as N)	0.116	<T	0.020	mg/L		16-OCT-21	R5621496
Nitrite (as N)	0.002	<DL	0.010	mg/L		16-OCT-21	R5621496
Total Kjeldahl Nitrogen	0.481		0.050	mg/L	16-OCT-21	21-OCT-21	R5626645
Orthophosphate-Dissolved (as P)	0.0074		0.0030	mg/L	15-OCT-21	17-OCT-21	R5622397
Sulfate (SO4)	11.3		0.30	mg/L		16-OCT-21	R5621496
Cyanides							
Cyanide, Weak Acid Diss	<0.0001	<W	0.0020	mg/L		19-OCT-21	R5625038
Cyanide, Total	0.0014	<DL	0.0020	mg/L		19-OCT-21	R5625038
Cyanide, Free	<0.0001	<W	0.0020	mg/L		19-OCT-21	R5625038
Organic / Inorganic Carbon							
Dissolved Organic Carbon	14.6		0.50	mg/L	15-OCT-21	22-OCT-21	R5627859
Total Organic Carbon	16.7		0.50	mg/L		19-OCT-21	R5624501
Total Metals							
Aluminum (Al)-Total	0.351		0.0050	mg/L		21-OCT-21	R5626608
Antimony (Sb)-Total	0.000065	<DL	0.00060	mg/L		21-OCT-21	R5626608

* Refer to Referenced Information for Qualifiers (if any) and Methodology.

ALS ENVIRONMENTAL ANALYTICAL REPORT

Sample Details/Parameters	Result	Qualifier*	D.L.	Units	Extracted	Analyzed	Batch
L2651589-7 SW16_SW_20211005 Sampled By: Client on 12-OCT-21 @ 11:55 Matrix: Surface Water							
Total Metals							
Arsenic (As)-Total	0.00086	<DL	0.0010	mg/L		21-OCT-21	R5626608
Barium (Ba)-Total	0.0176		0.010	mg/L		21-OCT-21	R5626608
Beryllium (Be)-Total	0.0000055	<DL	0.0010	mg/L		21-OCT-21	R5626608
Bismuth (Bi)-Total	<0.00001	<W	0.0010	mg/L		21-OCT-21	R5626608
Boron (B)-Total	0.0100	<DL	0.050	mg/L		21-OCT-21	R5626608
Cadmium (Cd)-Total	0.000011	<DL	0.000017	mg/L		21-OCT-21	R5626608
Calcium (Ca)-Total	15.4		0.20	mg/L		21-OCT-21	R5626608
Cesium (Cs)-Total	0.0000550		0.000010	mg/L		21-OCT-21	R5626608
Chromium (Cr)-Total	0.00086	<DL	0.0010	mg/L		21-OCT-21	R5626608
Cobalt (Co)-Total	0.000265	<DL	0.00050	mg/L		21-OCT-21	R5626608
Copper (Cu)-Total	0.00154	<T	0.0010	mg/L		21-OCT-21	R5626608
Iron (Fe)-Total	0.497		0.020	mg/L		21-OCT-21	R5626608
Lead (Pb)-Total	0.00026	<T	0.000050	mg/L		21-OCT-21	R5626608
Lithium (Li)-Total	0.0026	<DL	0.050	mg/L		21-OCT-21	R5626608
Magnesium (Mg)-Total	5.80		0.020	mg/L		21-OCT-21	R5626608
Manganese (Mn)-Total	0.0358		0.0010	mg/L		21-OCT-21	R5626608
Mercury (Hg)-Total	<0.000005	<W	0.000030	mg/L		19-OCT-21	R5624486
Molybdenum (Mo)-Total	0.000535	<DL	0.0010	mg/L		21-OCT-21	R5626608
Nickel (Ni)-Total	0.00126	<DL	0.0020	mg/L		21-OCT-21	R5626608
Phosphorus (P)-Total	0.030	<DL	0.050	mg/L		21-OCT-21	R5626608
Potassium (K)-Total	1.75		0.50	mg/L		21-OCT-21	R5626608
Rubidium (Rb)-Total	0.00310		0.00020	mg/L		21-OCT-21	R5626608
Selenium (Se)-Total	0.000160	<T	0.000050	mg/L		21-OCT-21	R5626608
Silicon (Si)-Total	3.26		0.10	mg/L		21-OCT-21	R5626608
Silver (Ag)-Total	0.000002	<DL	0.00010	mg/L		21-OCT-21	R5626608
Sodium (Na)-Total	6.18		0.10	mg/L		21-OCT-21	R5626608
Strontium (Sr)-Total	0.0415		0.0010	mg/L		21-OCT-21	R5626608
Sulfur (S)-Total	3.8		0.50	mg/L		21-OCT-21	R5626608
Tellurium (Te)-Total	0.00002	<DL	0.0010	mg/L		21-OCT-21	R5626608
Thallium (Tl)-Total	0.000005	<DL	0.00030	mg/L		21-OCT-21	R5626608
Thorium (Th)-Total	0.00006	<DL	0.00010	mg/L		21-OCT-21	R5626608
Tin (Sn)-Total	0.00002	<DL	0.0010	mg/L		21-OCT-21	R5626608
Titanium (Ti)-Total	0.00948		0.0020	mg/L		21-OCT-21	R5626608
Tungsten (W)-Total	<0.00001	<W	0.010	mg/L		21-OCT-21	R5626608
Uranium (U)-Total	0.000322	<DL	0.0050	mg/L		21-OCT-21	R5626608
Vanadium (V)-Total	0.00145	<T	0.0010	mg/L		21-OCT-21	R5626608
Zinc (Zn)-Total	0.0030	<T	0.0030	mg/L		21-OCT-21	R5626608
Zirconium (Zr)-Total	0.000350	<DL	0.0010	mg/L		21-OCT-21	R5626608
Dissolved Metals							
Dissolved Metals Filtration Location	FIELD					21-OCT-21	R5626272
Aluminum (Al)-Dissolved	0.192		0.0050	mg/L		21-OCT-21	R5626669

* Refer to Referenced Information for Qualifiers (if any) and Methodology.

ALS ENVIRONMENTAL ANALYTICAL REPORT

Sample Details/Parameters	Result	Qualifier*	D.L.	Units	Extracted	Analyzed	Batch
L2651589-7 SW16_SW_20211005 Sampled By: Client on 12-OCT-21 @ 11:55 Matrix: Surface Water							
Dissolved Metals							
Antimony (Sb)-Dissolved	0.000055	<DL	0.00060	mg/L		21-OCT-21	R5626669
Arsenic (As)-Dissolved	0.000714	<DL	0.0010	mg/L		21-OCT-21	R5626669
Barium (Ba)-Dissolved	0.0167		0.010	mg/L		21-OCT-21	R5626669
Beryllium (Be)-Dissolved	<0.000002	<W	0.0010	mg/L		21-OCT-21	R5626669
Bismuth (Bi)-Dissolved	<0.000002	<W	0.0010	mg/L		21-OCT-21	R5626669
Boron (B)-Dissolved	0.0095	<DL	0.050	mg/L		21-OCT-21	R5626669
Cadmium (Cd)-Dissolved	0.0000090	<DL	0.000017	mg/L		21-OCT-21	R5626669
Calcium (Ca)-Dissolved	15.5		0.20	mg/L		21-OCT-21	R5626669
Cesium (Cs)-Dissolved	0.0000205		0.000010	mg/L		21-OCT-21	R5626669
Chromium (Cr)-Dissolved	0.00037	<DL	0.0010	mg/L		21-OCT-21	R5626669
Cobalt (Co)-Dissolved	0.000112	<DL	0.00050	mg/L		21-OCT-21	R5626669
Copper (Cu)-Dissolved	0.00130	<T	0.0010	mg/L		21-OCT-21	R5626669
Iron (Fe)-Dissolved	0.213		0.020	mg/L		21-OCT-21	R5626669
Lead (Pb)-Dissolved	0.00016	<T	0.000050	mg/L		21-OCT-21	R5626669
Lithium (Li)-Dissolved	0.0024	<DL	0.050	mg/L		21-OCT-21	R5626669
Magnesium (Mg)-Dissolved	5.73		0.020	mg/L		21-OCT-21	R5626669
Manganese (Mn)-Dissolved	0.0214		0.0010	mg/L		21-OCT-21	R5626669
Mercury (Hg)-Dissolved	<0.000005	<W	0.000030	mg/L		19-OCT-21	R5624479
Molybdenum (Mo)-Dissolved	0.000486	<DL	0.0010	mg/L		21-OCT-21	R5626669
Nickel (Ni)-Dissolved	0.00066	<DL	0.0020	mg/L		21-OCT-21	R5626669
Phosphorus (P)-Dissolved	0.020	<DL	0.050	mg/L		21-OCT-21	R5626669
Potassium (K)-Dissolved	1.73		0.50	mg/L		21-OCT-21	R5626669
Rubidium (Rb)-Dissolved	0.00287		0.00020	mg/L		21-OCT-21	R5626669
Selenium (Se)-Dissolved	0.000105	<T	0.000050	mg/L		21-OCT-21	R5626669
Silicon (Si)-Dissolved	2.94		0.050	mg/L		21-OCT-21	R5626669
Silver (Ag)-Dissolved	0.0000020	<DL	0.00010	mg/L		21-OCT-21	R5626669
Sodium (Na)-Dissolved	6.46		0.10	mg/L		21-OCT-21	R5626669
Strontium (Sr)-Dissolved	0.0411		0.0010	mg/L		21-OCT-21	R5626669
Sulfur (S)-Dissolved	3.2		0.50	mg/L		21-OCT-21	R5626669
Tellurium (Te)-Dissolved	0.00001	<DL	0.0010	mg/L		21-OCT-21	R5626669
Thallium (Tl)-Dissolved	0.000006	<DL	0.00030	mg/L		21-OCT-21	R5626669
Thorium (Th)-Dissolved	0.00006	<DL	0.00010	mg/L		21-OCT-21	R5626669
Tin (Sn)-Dissolved	<0.000005	<W	0.0010	mg/L		21-OCT-21	R5626669
Titanium (Ti)-Dissolved	0.00726		0.0020	mg/L		21-OCT-21	R5626669
Tungsten (W)-Dissolved	0.000006	<DL	0.010	mg/L		21-OCT-21	R5626669
Uranium (U)-Dissolved	0.000308	<DL	0.0050	mg/L		21-OCT-21	R5626669
Vanadium (V)-Dissolved	0.00100	<T	0.0010	mg/L		21-OCT-21	R5626669
Zinc (Zn)-Dissolved	0.0016	<DL	0.0030	mg/L		21-OCT-21	R5626669
Zirconium (Zr)-Dissolved	0.000492	<DL	0.0010	mg/L		21-OCT-21	R5626669
Aggregate Organics							
Biochemical Oxygen Demand	<2.0	BODF	2.0	mg/L		19-OCT-21	R5627743

* Refer to Referenced Information for Qualifiers (if any) and Methodology.

ALS ENVIRONMENTAL ANALYTICAL REPORT

Sample Details/Parameters	Result	Qualifier*	D.L.	Units	Extracted	Analyzed	Batch
L2651589-7 SW16_SW_20211005 Sampled By: Client on 12-OCT-21 @ 11:55 Matrix: Surface Water							
Aggregate Organics							
Chemical Oxygen Demand	41		10	mg/L	16-OCT-21	20-OCT-21	R5626084
Oil and Grease, Total	<0.2	<W	1.0	mg/L	19-OCT-21	19-OCT-21	R5624325
L2651589-8 SW17_SW_20211005 Sampled By: Client on 12-OCT-21 @ 11:00 Matrix: Surface Water							
Field Tests							
pH, Client Supplied	7.86		0.10	pH		15-OCT-21	R5619716
Temperature, Client Supplied	16.6		0	Degree C		15-OCT-21	R5619716
Physical Tests							
Color, True	35.8		2.0	CU		16-OCT-21	R5621027
Conductivity (EC)	107		1.0	uS/cm		16-OCT-21	R5621522
Hardness (as CaCO3)	43.7		0.51	mg/L		22-OCT-21	
pH	7.29		0.10	pH		16-OCT-21	R5621522
Total Suspended Solids	4.5		3.0	mg/L		17-OCT-21	R5622262
Total Dissolved Solids	78		13	mg/L		17-OCT-21	R5622317
Turbidity	4.20		0.10	NTU		15-OCT-21	R5620765
Anions and Nutrients							
Acidity (as CaCO3)	0.8	<DL	2.0	mg/L		19-OCT-21	R5624617
Alkalinity, Total (as CaCO3)	42.6		2.0	mg/L		16-OCT-21	R5621522
Ammonia, Total (as N)	0.020	<T	0.0050	mg/L		18-OCT-21	R5622917
Ammonia, Un-ionized (as N)	<0.001	<W	0.010	mg/L		18-OCT-21	
Chloride (Cl)	3.53		0.10	mg/L	15-OCT-21	16-OCT-21	R5621496
Fluoride (F)	0.047		0.020	mg/L	15-OCT-21	16-OCT-21	R5621496
Nitrate (as N)	0.020	<T	0.020	mg/L		16-OCT-21	R5621496
Nitrite (as N)	<0.001	<W	0.010	mg/L		16-OCT-21	R5621496
Total Kjeldahl Nitrogen	0.462		0.050	mg/L	16-OCT-21	21-OCT-21	R5626645
Orthophosphate-Dissolved (as P)	0.0042		0.0030	mg/L	15-OCT-21	17-OCT-21	R5622397
Sulfate (SO4)	6.55		0.30	mg/L		16-OCT-21	R5621496
Cyanides							
Cyanide, Weak Acid Diss	<0.0001	<W	0.0020	mg/L		19-OCT-21	R5625038
Cyanide, Total	0.0008	<DL	0.0020	mg/L		19-OCT-21	R5625038
Cyanide, Free	<0.0001	<W	0.0020	mg/L		19-OCT-21	R5625038
Organic / Inorganic Carbon							
Dissolved Organic Carbon	11.3		0.50	mg/L	15-OCT-21	22-OCT-21	R5627859
Total Organic Carbon	12.0		0.50	mg/L		19-OCT-21	R5624501
Total Metals							
Aluminum (Al)-Total	0.176		0.0050	mg/L		21-OCT-21	R5626608
Antimony (Sb)-Total	0.000040	<DL	0.00060	mg/L		21-OCT-21	R5626608
Arsenic (As)-Total	0.00067	<DL	0.0010	mg/L		21-OCT-21	R5626608
Barium (Ba)-Total	0.0129		0.010	mg/L		21-OCT-21	R5626608
Beryllium (Be)-Total	<0.0000001	<W	0.0010	mg/L		21-OCT-21	R5626608
Bismuth (Bi)-Total	<0.00001	<W	0.0010	mg/L		21-OCT-21	R5626608

* Refer to Referenced Information for Qualifiers (if any) and Methodology.

ALS ENVIRONMENTAL ANALYTICAL REPORT

Sample Details/Parameters	Result	Qualifier*	D.L.	Units	Extracted	Analyzed	Batch
L2651589-8 SW17_SW_20211005 Sampled By: Client on 12-OCT-21 @ 11:00 Matrix: Surface Water							
Total Metals							
Boron (B)-Total	0.0065	<DL	0.050	mg/L		21-OCT-21	R5626608
Cadmium (Cd)-Total	0.000007	<DL	0.000017	mg/L		21-OCT-21	R5626608
Calcium (Ca)-Total	11.3		0.20	mg/L		21-OCT-21	R5626608
Cesium (Cs)-Total	0.0000280		0.000010	mg/L		21-OCT-21	R5626608
Chromium (Cr)-Total	0.00050	<DL	0.0010	mg/L		21-OCT-21	R5626608
Cobalt (Co)-Total	0.000170	<DL	0.00050	mg/L		21-OCT-21	R5626608
Copper (Cu)-Total	0.00104	<T	0.0010	mg/L		21-OCT-21	R5626608
Iron (Fe)-Total	0.281		0.020	mg/L		21-OCT-21	R5626608
Lead (Pb)-Total	0.00014	<T	0.000050	mg/L		21-OCT-21	R5626608
Lithium (Li)-Total	0.0014	<DL	0.050	mg/L		21-OCT-21	R5626608
Magnesium (Mg)-Total	4.00		0.020	mg/L		21-OCT-21	R5626608
Manganese (Mn)-Total	0.0986		0.0010	mg/L		21-OCT-21	R5626608
Mercury (Hg)-Total	<0.000005	<W	0.000030	mg/L		19-OCT-21	R5624486
Molybdenum (Mo)-Total	0.000325	<DL	0.0010	mg/L		21-OCT-21	R5626608
Nickel (Ni)-Total	0.00068	<DL	0.0020	mg/L		21-OCT-21	R5626608
Phosphorus (P)-Total	0.020	<DL	0.050	mg/L		21-OCT-21	R5626608
Potassium (K)-Total	1.06		0.50	mg/L		21-OCT-21	R5626608
Rubidium (Rb)-Total	0.00253		0.00020	mg/L		21-OCT-21	R5626608
Selenium (Se)-Total	0.000085	<T	0.000050	mg/L		21-OCT-21	R5626608
Silicon (Si)-Total	1.87		0.10	mg/L		21-OCT-21	R5626608
Silver (Ag)-Total	0.000001	<DL	0.00010	mg/L		21-OCT-21	R5626608
Sodium (Na)-Total	5.47		0.10	mg/L		21-OCT-21	R5626608
Strontium (Sr)-Total	0.0312		0.0010	mg/L		21-OCT-21	R5626608
Sulfur (S)-Total	2.0		0.50	mg/L		21-OCT-21	R5626608
Tellurium (Te)-Total	0.00004	<DL	0.0010	mg/L		21-OCT-21	R5626608
Thallium (Tl)-Total	<0.000005	<W	0.00030	mg/L		21-OCT-21	R5626608
Thorium (Th)-Total	0.00002	<DL	0.00010	mg/L		21-OCT-21	R5626608
Tin (Sn)-Total	0.00001	<DL	0.0010	mg/L		21-OCT-21	R5626608
Titanium (Ti)-Total	0.00515		0.0020	mg/L		21-OCT-21	R5626608
Tungsten (W)-Total	<0.00001	<W	0.010	mg/L		21-OCT-21	R5626608
Uranium (U)-Total	0.000115	<DL	0.0050	mg/L		21-OCT-21	R5626608
Vanadium (V)-Total	0.00080	<DL	0.0010	mg/L		21-OCT-21	R5626608
Zinc (Zn)-Total	0.0010	<DL	0.0030	mg/L		21-OCT-21	R5626608
Zirconium (Zr)-Total	0.000186	<DL	0.0010	mg/L		21-OCT-21	R5626608
Dissolved Metals							
Dissolved Metals Filtration Location	FIELD					21-OCT-21	R5626272
Aluminum (Al)-Dissolved	0.0448		0.0050	mg/L		21-OCT-21	R5626669
Antimony (Sb)-Dissolved	0.000045	<DL	0.00060	mg/L		21-OCT-21	R5626669
Arsenic (As)-Dissolved	0.000594	<DL	0.0010	mg/L		21-OCT-21	R5626669
Barium (Ba)-Dissolved	0.0105		0.010	mg/L		21-OCT-21	R5626669
Beryllium (Be)-Dissolved	<0.000002	<W	0.0010	mg/L		21-OCT-21	R5626669

* Refer to Referenced Information for Qualifiers (if any) and Methodology.

ALS ENVIRONMENTAL ANALYTICAL REPORT

Sample Details/Parameters	Result	Qualifier*	D.L.	Units	Extracted	Analyzed	Batch
L2651589-8 SW17_SW_20211005 Sampled By: Client on 12-OCT-21 @ 11:00 Matrix: Surface Water							
Dissolved Metals							
Bismuth (Bi)-Dissolved	<0.000002	<W	0.0010	mg/L		21-OCT-21	R5626669
Boron (B)-Dissolved	0.0060	<DL	0.050	mg/L		21-OCT-21	R5626669
Cadmium (Cd)-Dissolved	0.0000020	<DL	0.000017	mg/L		21-OCT-21	R5626669
Calcium (Ca)-Dissolved	11.2		0.20	mg/L		21-OCT-21	R5626669
Cesium (Cs)-Dissolved	0.0000050	<DL	0.000010	mg/L		21-OCT-21	R5626669
Chromium (Cr)-Dissolved	0.00017	<DL	0.0010	mg/L		21-OCT-21	R5626669
Cobalt (Co)-Dissolved	0.000038	<DL	0.00050	mg/L		21-OCT-21	R5626669
Copper (Cu)-Dissolved	0.00084	<DL	0.0010	mg/L		21-OCT-21	R5626669
Iron (Fe)-Dissolved	0.0735		0.020	mg/L		21-OCT-21	R5626669
Lead (Pb)-Dissolved	0.00002	<DL	0.000050	mg/L		21-OCT-21	R5626669
Lithium (Li)-Dissolved	0.0012	<DL	0.050	mg/L		21-OCT-21	R5626669
Magnesium (Mg)-Dissolved	3.83		0.020	mg/L		21-OCT-21	R5626669
Manganese (Mn)-Dissolved	0.0212		0.0010	mg/L		21-OCT-21	R5626669
Mercury (Hg)-Dissolved	<0.000005	<W	0.000030	mg/L		19-OCT-21	R5624479
Molybdenum (Mo)-Dissolved	0.000330	<DL	0.0010	mg/L		21-OCT-21	R5626669
Nickel (Ni)-Dissolved	0.00018	<DL	0.0020	mg/L		21-OCT-21	R5626669
Phosphorus (P)-Dissolved	0.010	<DL	0.050	mg/L		21-OCT-21	R5626669
Potassium (K)-Dissolved	1.04		0.50	mg/L		21-OCT-21	R5626669
Rubidium (Rb)-Dissolved	0.00211		0.00020	mg/L		21-OCT-21	R5626669
Selenium (Se)-Dissolved	0.000090	<T	0.000050	mg/L		21-OCT-21	R5626669
Silicon (Si)-Dissolved	1.63		0.050	mg/L		21-OCT-21	R5626669
Silver (Ag)-Dissolved	<0.0000005	<W	0.00010	mg/L		21-OCT-21	R5626669
Sodium (Na)-Dissolved	5.57		0.10	mg/L		21-OCT-21	R5626669
Strontium (Sr)-Dissolved	0.0309		0.0010	mg/L		21-OCT-21	R5626669
Sulfur (S)-Dissolved	2.2		0.50	mg/L		21-OCT-21	R5626669
Tellurium (Te)-Dissolved	0.00001	<DL	0.0010	mg/L		21-OCT-21	R5626669
Thallium (Tl)-Dissolved	0.000002	<DL	0.00030	mg/L		21-OCT-21	R5626669
Thorium (Th)-Dissolved	<0.00001	<W	0.00010	mg/L		21-OCT-21	R5626669
Tin (Sn)-Dissolved	<0.000005	<W	0.0010	mg/L		21-OCT-21	R5626669
Titanium (Ti)-Dissolved	0.00150	<DL	0.0020	mg/L		21-OCT-21	R5626669
Tungsten (W)-Dissolved	0.000004	<DL	0.010	mg/L		21-OCT-21	R5626669
Uranium (U)-Dissolved	0.0000935	<DL	0.0050	mg/L		21-OCT-21	R5626669
Vanadium (V)-Dissolved	0.00040	<DL	0.0010	mg/L		21-OCT-21	R5626669
Zinc (Zn)-Dissolved	0.0010	<DL	0.0030	mg/L		21-OCT-21	R5626669
Zirconium (Zr)-Dissolved	0.000190	<DL	0.0010	mg/L		21-OCT-21	R5626669
Aggregate Organics							
Biochemical Oxygen Demand	<2.0	BODF	2.0	mg/L		19-OCT-21	R5627743
Chemical Oxygen Demand	39		10	mg/L	16-OCT-21	20-OCT-21	R5626084
Oil and Grease, Total	<0.2	<W	1.0	mg/L	19-OCT-21	19-OCT-21	R5624325
L2651589-9 SW20_SW_20211005 Sampled By: Client on 12-OCT-21 @ 13:00 Matrix: Surface Water							

* Refer to Referenced Information for Qualifiers (if any) and Methodology.

ALS ENVIRONMENTAL ANALYTICAL REPORT

Sample Details/Parameters	Result	Qualifier*	D.L.	Units	Extracted	Analyzed	Batch
L2651589-9 SW20_SW_20211005 Sampled By: Client on 12-OCT-21 @ 13:00 Matrix: Surface Water							
Field Tests							
pH, Client Supplied	7.66		0.10	pH		15-OCT-21	R5619716
Temperature, Client Supplied	12.3		0	Degree C		15-OCT-21	R5619716
Physical Tests							
Color, True	211		2.0	CU		16-OCT-21	R5621027
Conductivity (EC)	287		1.0	uS/cm		16-OCT-21	R5621522
Hardness (as CaCO3)	120		0.51	mg/L		22-OCT-21	
pH	7.66		0.10	pH		16-OCT-21	R5621522
Total Suspended Solids	3.0		3.0	mg/L		17-OCT-21	R5622262
Total Dissolved Solids	226		13	mg/L		17-OCT-21	R5622317
Turbidity	5.63		0.10	NTU		16-OCT-21	R5620827
Anions and Nutrients							
Acidity (as CaCO3)	2.2		2.0	mg/L		19-OCT-21	R5624617
Alkalinity, Total (as CaCO3)	96.4		2.0	mg/L		16-OCT-21	R5621522
Ammonia, Total (as N)	0.016	<T	0.0050	mg/L		18-OCT-21	R5622917
Ammonia, Un-ionized (as N)	<0.001	<W	0.010	mg/L		18-OCT-21	
Chloride (Cl)	28.3		0.10	mg/L	15-OCT-21	16-OCT-21	R5621496
Fluoride (F)	0.057		0.020	mg/L	15-OCT-21	16-OCT-21	R5621496
Nitrate (as N)	0.016	<DL	0.020	mg/L		16-OCT-21	R5621496
Nitrite (as N)	<0.001	<W	0.010	mg/L		16-OCT-21	R5621496
Total Kjeldahl Nitrogen	1.45		0.050	mg/L	16-OCT-21	21-OCT-21	R5626645
Orthophosphate-Dissolved (as P)	0.0092		0.0030	mg/L	15-OCT-21	17-OCT-21	R5622397
Sulfate (SO4)	10.2		0.30	mg/L		16-OCT-21	R5621496
Cyanides							
Cyanide, Weak Acid Diss	0.0002	<DL	0.0020	mg/L		19-OCT-21	R5625038
Cyanide, Total	0.0028	<T	0.0020	mg/L		19-OCT-21	R5625038
Cyanide, Free	<0.0001	<W	0.0020	mg/L		19-OCT-21	R5625038
Organic / Inorganic Carbon							
Dissolved Organic Carbon	8.20		0.50	mg/L	15-OCT-21	22-OCT-21	R5627859
Total Organic Carbon	36.5		0.50	mg/L		20-OCT-21	R5625877
Total Metals							
Aluminum (Al)-Total	0.242		0.0050	mg/L		21-OCT-21	R5626608
Antimony (Sb)-Total	0.000085	<DL	0.00060	mg/L		21-OCT-21	R5626608
Arsenic (As)-Total	0.00111	<T	0.0010	mg/L		21-OCT-21	R5626608
Barium (Ba)-Total	0.0211		0.010	mg/L		21-OCT-21	R5626608
Beryllium (Be)-Total	0.0000176	<DL	0.0010	mg/L		21-OCT-21	R5626608
Bismuth (Bi)-Total	<0.00001	<W	0.0010	mg/L		21-OCT-21	R5626608
Boron (B)-Total	0.0210	<DL	0.050	mg/L		21-OCT-21	R5626608
Cadmium (Cd)-Total	0.000013	<DL	0.000017	mg/L		21-OCT-21	R5626608
Calcium (Ca)-Total	28.3		0.20	mg/L		21-OCT-21	R5626608
Cesium (Cs)-Total	0.0000260		0.000010	mg/L		21-OCT-21	R5626608
Chromium (Cr)-Total	0.00074	<DL	0.0010	mg/L		21-OCT-21	R5626608
Cobalt (Co)-Total	0.000205	<DL	0.00050	mg/L		21-OCT-21	R5626608

* Refer to Referenced Information for Qualifiers (if any) and Methodology.

ALS ENVIRONMENTAL ANALYTICAL REPORT

Sample Details/Parameters	Result	Qualifier*	D.L.	Units	Extracted	Analyzed	Batch
L2651589-9 SW20_SW_20211005 Sampled By: Client on 12-OCT-21 @ 13:00 Matrix: Surface Water							
Total Metals							
Copper (Cu)-Total	0.00160	<T	0.0010	mg/L		21-OCT-21	R5626608
Iron (Fe)-Total	0.597		0.020	mg/L		21-OCT-21	R5626608
Lead (Pb)-Total	0.00013	<T	0.000050	mg/L		21-OCT-21	R5626608
Lithium (Li)-Total	0.0046	<DL	0.050	mg/L		21-OCT-21	R5626608
Magnesium (Mg)-Total	11.4		0.020	mg/L		21-OCT-21	R5626608
Manganese (Mn)-Total	0.0132		0.0010	mg/L		21-OCT-21	R5626608
Mercury (Hg)-Total	<0.000005	<W	0.000030	mg/L		19-OCT-21	R5624486
Molybdenum (Mo)-Total	0.000590	<DL	0.0010	mg/L		21-OCT-21	R5626608
Nickel (Ni)-Total	0.00170	<DL	0.0020	mg/L		21-OCT-21	R5626608
Phosphorus (P)-Total	0.030	<DL	0.050	mg/L		21-OCT-21	R5626608
Potassium (K)-Total	2.24		0.50	mg/L		21-OCT-21	R5626608
Rubidium (Rb)-Total	0.00309		0.00020	mg/L		21-OCT-21	R5626608
Selenium (Se)-Total	0.000220	<T	0.000050	mg/L		21-OCT-21	R5626608
Silicon (Si)-Total	6.08		0.10	mg/L		21-OCT-21	R5626608
Silver (Ag)-Total	0.000005	<DL	0.00010	mg/L		21-OCT-21	R5626608
Sodium (Na)-Total	15.4		0.10	mg/L		21-OCT-21	R5626608
Strontium (Sr)-Total	0.0743		0.0010	mg/L		21-OCT-21	R5626608
Sulfur (S)-Total	3.8		0.50	mg/L		21-OCT-21	R5626608
Tellurium (Te)-Total	0.00006	<DL	0.0010	mg/L		21-OCT-21	R5626608
Thallium (Tl)-Total	<0.000005	<W	0.00030	mg/L		21-OCT-21	R5626608
Thorium (Th)-Total	0.00006	<DL	0.00010	mg/L		21-OCT-21	R5626608
Tin (Sn)-Total	<0.00001	<W	0.0010	mg/L		21-OCT-21	R5626608
Titanium (Ti)-Total	0.00568		0.0020	mg/L		21-OCT-21	R5626608
Tungsten (W)-Total	0.00002	<DL	0.010	mg/L		21-OCT-21	R5626608
Uranium (U)-Total	0.000295	<DL	0.0050	mg/L		21-OCT-21	R5626608
Vanadium (V)-Total	0.00120	<T	0.0010	mg/L		21-OCT-21	R5626608
Zinc (Zn)-Total	0.0050	<T	0.0030	mg/L		21-OCT-21	R5626608
Zirconium (Zr)-Total	0.000428	<DL	0.0010	mg/L		21-OCT-21	R5626608
Dissolved Metals							
Dissolved Metals Filtration Location	FIELD					21-OCT-21	R5626272
Aluminum (Al)-Dissolved	0.157		0.0050	mg/L		21-OCT-21	R5626669
Antimony (Sb)-Dissolved	0.000080	<DL	0.00060	mg/L		21-OCT-21	R5626669
Arsenic (As)-Dissolved	0.00102	<T	0.0010	mg/L		21-OCT-21	R5626669
Barium (Ba)-Dissolved	0.0198		0.010	mg/L		21-OCT-21	R5626669
Beryllium (Be)-Dissolved	<0.000002	<W	0.0010	mg/L		21-OCT-21	R5626669
Bismuth (Bi)-Dissolved	<0.000002	<W	0.0010	mg/L		21-OCT-21	R5626669
Boron (B)-Dissolved	0.0205	<DL	0.050	mg/L		21-OCT-21	R5626669
Cadmium (Cd)-Dissolved	0.0000080	<DL	0.000017	mg/L		21-OCT-21	R5626669
Calcium (Ca)-Dissolved	28.7		0.20	mg/L		21-OCT-21	R5626669
Cesium (Cs)-Dissolved	0.0000105		0.000010	mg/L		21-OCT-21	R5626669
Chromium (Cr)-Dissolved	0.00047	<DL	0.0010	mg/L		21-OCT-21	R5626669

* Refer to Referenced Information for Qualifiers (if any) and Methodology.

ALS ENVIRONMENTAL ANALYTICAL REPORT

Sample Details/Parameters	Result	Qualifier*	D.L.	Units	Extracted	Analyzed	Batch
L2651589-9 SW20_SW_20211005 Sampled By: Client on 12-OCT-21 @ 13:00 Matrix: Surface Water							
Dissolved Metals							
Cobalt (Co)-Dissolved	0.000124	<DL	0.00050	mg/L		21-OCT-21	R5626669
Copper (Cu)-Dissolved	0.00174	<T	0.0010	mg/L		21-OCT-21	R5626669
Iron (Fe)-Dissolved	0.407		0.020	mg/L		21-OCT-21	R5626669
Lead (Pb)-Dissolved	0.00006	<T	0.000050	mg/L		21-OCT-21	R5626669
Lithium (Li)-Dissolved	0.0046	<DL	0.050	mg/L		21-OCT-21	R5626669
Magnesium (Mg)-Dissolved	11.7		0.020	mg/L		21-OCT-21	R5626669
Manganese (Mn)-Dissolved	0.00244		0.0010	mg/L		21-OCT-21	R5626669
Mercury (Hg)-Dissolved	<0.000005	<W	0.000030	mg/L		19-OCT-21	R5624479
Molybdenum (Mo)-Dissolved	0.000566	<DL	0.0010	mg/L		21-OCT-21	R5626669
Nickel (Ni)-Dissolved	0.00136	<DL	0.0020	mg/L		21-OCT-21	R5626669
Phosphorus (P)-Dissolved	0.030	<DL	0.050	mg/L		21-OCT-21	R5626669
Potassium (K)-Dissolved	2.31		0.50	mg/L		21-OCT-21	R5626669
Rubidium (Rb)-Dissolved	0.00282		0.00020	mg/L		21-OCT-21	R5626669
Selenium (Se)-Dissolved	0.000275	<T	0.000050	mg/L		21-OCT-21	R5626669
Silicon (Si)-Dissolved	6.22		0.050	mg/L		21-OCT-21	R5626669
Silver (Ag)-Dissolved	0.0000010	<DL	0.00010	mg/L		21-OCT-21	R5626669
Sodium (Na)-Dissolved	15.8		0.10	mg/L		21-OCT-21	R5626669
Strontium (Sr)-Dissolved	0.0750		0.0010	mg/L		21-OCT-21	R5626669
Sulfur (S)-Dissolved	3.8		0.50	mg/L		21-OCT-21	R5626669
Tellurium (Te)-Dissolved	<0.00001	<W	0.0010	mg/L		21-OCT-21	R5626669
Thallium (Tl)-Dissolved	0.000002	<DL	0.00030	mg/L		21-OCT-21	R5626669
Thorium (Th)-Dissolved	0.00007	<DL	0.00010	mg/L		21-OCT-21	R5626669
Tin (Sn)-Dissolved	<0.000005	<W	0.0010	mg/L		21-OCT-21	R5626669
Titanium (Ti)-Dissolved	0.00698		0.0020	mg/L		21-OCT-21	R5626669
Tungsten (W)-Dissolved	0.000010	<DL	0.010	mg/L		21-OCT-21	R5626669
Uranium (U)-Dissolved	0.000312	<DL	0.0050	mg/L		21-OCT-21	R5626669
Vanadium (V)-Dissolved	0.00096	<DL	0.0010	mg/L		21-OCT-21	R5626669
Zinc (Zn)-Dissolved	0.0024	<DL	0.0030	mg/L		21-OCT-21	R5626669
Zirconium (Zr)-Dissolved	0.000654	<DL	0.0010	mg/L		21-OCT-21	R5626669
Aggregate Organics							
Biochemical Oxygen Demand	<2.0	BODF	2.0	mg/L		19-OCT-21	R5627743
Chemical Oxygen Demand	106		10	mg/L	16-OCT-21	20-OCT-21	R5626084
Oil and Grease, Total	<0.2	<W	1.0	mg/L	19-OCT-21	19-OCT-21	R5624325
L2651589-10 SW21A_SW_20211005 Sampled By: Client on 13-OCT-21 @ 12:50 Matrix: Surface Water							
Field Tests							
pH, Client Supplied	7.38		0.10	pH		15-OCT-21	R5619716
Temperature, Client Supplied	11.6		0	Degree C		15-OCT-21	R5619716
Physical Tests							
Color, True	147		2.0	CU		16-OCT-21	R5621027
Conductivity (EC)	359		1.0	uS/cm		16-OCT-21	R5621522

* Refer to Referenced Information for Qualifiers (if any) and Methodology.

ALS ENVIRONMENTAL ANALYTICAL REPORT

Sample Details/Parameters	Result	Qualifier*	D.L.	Units	Extracted	Analyzed	Batch
L2651589-10 SW21A_SW_20211005 Sampled By: Client on 13-OCT-21 @ 12:50 Matrix: Surface Water							
Physical Tests							
Hardness (as CaCO3)	163		0.51	mg/L		22-OCT-21	
pH	7.60		0.10	pH		16-OCT-21	R5621522
Total Suspended Solids	2.5	<DL	3.0	mg/L		17-OCT-21	R5622219
Total Dissolved Solids	246		13	mg/L		17-OCT-21	R5622318
Turbidity	1.41		0.10	NTU		16-OCT-21	R5620827
Anions and Nutrients							
Acidity (as CaCO3)	1.2	<DL	2.0	mg/L		19-OCT-21	R5624617
Alkalinity, Total (as CaCO3)	127		2.0	mg/L		16-OCT-21	R5621522
Ammonia, Total (as N)	0.024	<T	0.0050	mg/L		18-OCT-21	R5622917
Ammonia, Un-ionized (as N)	<0.001	<W	0.010	mg/L		18-OCT-21	
Chloride (Cl)	18.1		0.10	mg/L	15-OCT-21	16-OCT-21	R5621496
Fluoride (F)	0.077		0.020	mg/L	15-OCT-21	16-OCT-21	R5621496
Nitrate (as N)	0.438		0.020	mg/L		16-OCT-21	R5621496
Nitrite (as N)	0.011	<T	0.010	mg/L		16-OCT-21	R5621496
Total Kjeldahl Nitrogen	1.43		0.050	mg/L	16-OCT-21	21-OCT-21	R5626645
Orthophosphate-Dissolved (as P)	0.0245		0.0030	mg/L	15-OCT-21	17-OCT-21	R5622397
Sulfate (SO4)	33.1		0.30	mg/L		16-OCT-21	R5621496
Cyanides							
Cyanide, Weak Acid Diss	0.0014	<DL	0.0020	mg/L		19-OCT-21	R5625038
Cyanide, Total	0.0024	<T	0.0020	mg/L		19-OCT-21	R5625038
Cyanide, Free	0.0004	<DL	0.0020	mg/L		19-OCT-21	R5625038
Organic / Inorganic Carbon							
Dissolved Organic Carbon	31.8		0.50	mg/L	18-OCT-21	21-OCT-21	R5625883
Total Organic Carbon	32.8		0.50	mg/L		20-OCT-21	R5625877
Total Metals							
Aluminum (Al)-Total	0.0472		0.0050	mg/L		21-OCT-21	R5626608
Antimony (Sb)-Total	0.000180	<DL	0.00060	mg/L		21-OCT-21	R5626608
Arsenic (As)-Total	0.00133	<T	0.0010	mg/L		21-OCT-21	R5626608
Barium (Ba)-Total	0.0250		0.010	mg/L		21-OCT-21	R5626608
Beryllium (Be)-Total	<0.0000001	<W	0.0010	mg/L		21-OCT-21	R5626608
Bismuth (Bi)-Total	0.00002	<DL	0.0010	mg/L		21-OCT-21	R5626608
Boron (B)-Total	0.0265	<DL	0.050	mg/L		21-OCT-21	R5626608
Cadmium (Cd)-Total	0.000005	<DL	0.000017	mg/L		21-OCT-21	R5626608
Calcium (Ca)-Total	38.8		0.20	mg/L		21-OCT-21	R5626608
Cesium (Cs)-Total	0.0000090	<DL	0.000010	mg/L		21-OCT-21	R5626608
Chromium (Cr)-Total	0.00044	<DL	0.0010	mg/L		21-OCT-21	R5626608
Cobalt (Co)-Total	0.000210	<DL	0.00050	mg/L		21-OCT-21	R5626608
Copper (Cu)-Total	0.00106	<T	0.0010	mg/L		21-OCT-21	R5626608
Iron (Fe)-Total	0.348		0.020	mg/L		21-OCT-21	R5626608
Lead (Pb)-Total	0.00004	<DL	0.000050	mg/L		21-OCT-21	R5626608
Lithium (Li)-Total	0.0074	<DL	0.050	mg/L		21-OCT-21	R5626608
Magnesium (Mg)-Total	16.3		0.020	mg/L		21-OCT-21	R5626608

* Refer to Referenced Information for Qualifiers (if any) and Methodology.

ALS ENVIRONMENTAL ANALYTICAL REPORT

Sample Details/Parameters	Result	Qualifier*	D.L.	Units	Extracted	Analyzed	Batch
L2651589-10 SW21A_SW_20211005 Sampled By: Client on 13-OCT-21 @ 12:50 Matrix: Surface Water							
Total Metals							
Manganese (Mn)-Total	0.0190		0.0010	mg/L		21-OCT-21	R5626608
Mercury (Hg)-Total	<0.000005	<W	0.000030	mg/L		19-OCT-21	R5624486
Molybdenum (Mo)-Total	0.00117	<T	0.0010	mg/L		21-OCT-21	R5626608
Nickel (Ni)-Total	0.00164	<DL	0.0020	mg/L		21-OCT-21	R5626608
Phosphorus (P)-Total	0.045	<DL	0.050	mg/L		21-OCT-21	R5626608
Potassium (K)-Total	4.11		0.50	mg/L		21-OCT-21	R5626608
Rubidium (Rb)-Total	0.00450		0.00020	mg/L		21-OCT-21	R5626608
Selenium (Se)-Total	0.000260	<T	0.000050	mg/L		21-OCT-21	R5626608
Silicon (Si)-Total	6.72		0.10	mg/L		21-OCT-21	R5626608
Silver (Ag)-Total	0.000003	<DL	0.00010	mg/L		21-OCT-21	R5626608
Sodium (Na)-Total	10.4		0.10	mg/L		21-OCT-21	R5626608
Strontium (Sr)-Total	0.116		0.0010	mg/L		21-OCT-21	R5626608
Sulfur (S)-Total	11.2		0.50	mg/L		21-OCT-21	R5626608
Tellurium (Te)-Total	<0.00002	<W	0.0010	mg/L		21-OCT-21	R5626608
Thallium (Tl)-Total	0.000005	<DL	0.00030	mg/L		21-OCT-21	R5626608
Thorium (Th)-Total	0.00010		0.00010	mg/L		21-OCT-21	R5626608
Tin (Sn)-Total	<0.00001	<W	0.0010	mg/L		21-OCT-21	R5626608
Titanium (Ti)-Total	0.00184	<DL	0.0020	mg/L		21-OCT-21	R5626608
Tungsten (W)-Total	0.00001	<DL	0.010	mg/L		21-OCT-21	R5626608
Uranium (U)-Total	0.000406	<DL	0.0050	mg/L		21-OCT-21	R5626608
Vanadium (V)-Total	0.00070	<DL	0.0010	mg/L		21-OCT-21	R5626608
Zinc (Zn)-Total	0.0015	<DL	0.0030	mg/L		21-OCT-21	R5626608
Zirconium (Zr)-Total	0.000548	<DL	0.0010	mg/L		21-OCT-21	R5626608
Dissolved Metals							
Dissolved Metals Filtration Location	FIELD					21-OCT-21	R5626272
Aluminum (Al)-Dissolved	0.0190	<T	0.0050	mg/L		21-OCT-21	R5626669
Antimony (Sb)-Dissolved	0.000170	<DL	0.00060	mg/L		21-OCT-21	R5626669
Arsenic (As)-Dissolved	0.00129	<T	0.0010	mg/L		21-OCT-21	R5626669
Barium (Ba)-Dissolved	0.0230		0.010	mg/L		21-OCT-21	R5626669
Beryllium (Be)-Dissolved	<0.000002	<W	0.0010	mg/L		21-OCT-21	R5626669
Bismuth (Bi)-Dissolved	<0.000002	<W	0.0010	mg/L		21-OCT-21	R5626669
Boron (B)-Dissolved	0.0260	<DL	0.050	mg/L		21-OCT-21	R5626669
Cadmium (Cd)-Dissolved	0.0000080	<DL	0.000017	mg/L		21-OCT-21	R5626669
Calcium (Ca)-Dissolved	38.2		0.20	mg/L		21-OCT-21	R5626669
Cesium (Cs)-Dissolved	0.0000050	<DL	0.000010	mg/L		21-OCT-21	R5626669
Chromium (Cr)-Dissolved	0.00024	<DL	0.0010	mg/L		21-OCT-21	R5626669
Cobalt (Co)-Dissolved	0.000144	<DL	0.00050	mg/L		21-OCT-21	R5626669
Copper (Cu)-Dissolved	0.00098	<DL	0.0010	mg/L		21-OCT-21	R5626669
Iron (Fe)-Dissolved	0.261		0.020	mg/L		21-OCT-21	R5626669
Lead (Pb)-Dissolved	<0.00001	<W	0.000050	mg/L		21-OCT-21	R5626669
Lithium (Li)-Dissolved	0.0074	<DL	0.050	mg/L		21-OCT-21	R5626669

* Refer to Referenced Information for Qualifiers (if any) and Methodology.

ALS ENVIRONMENTAL ANALYTICAL REPORT

Sample Details/Parameters	Result	Qualifier*	D.L.	Units	Extracted	Analyzed	Batch
L2651589-10 SW21A_SW_20211005 Sampled By: Client on 13-OCT-21 @ 12:50 Matrix: Surface Water							
Dissolved Metals							
Magnesium (Mg)-Dissolved	16.4		0.020	mg/L		21-OCT-21	R5626669
Manganese (Mn)-Dissolved	0.00478		0.0010	mg/L		21-OCT-21	R5626669
Mercury (Hg)-Dissolved	<0.000005	<W	0.000030	mg/L		19-OCT-21	R5624479
Molybdenum (Mo)-Dissolved	0.00116	<T	0.0010	mg/L		21-OCT-21	R5626669
Nickel (Ni)-Dissolved	0.00130	<DL	0.0020	mg/L		21-OCT-21	R5626669
Phosphorus (P)-Dissolved	0.045	<DL	0.050	mg/L		21-OCT-21	R5626669
Potassium (K)-Dissolved	4.13		0.50	mg/L		21-OCT-21	R5626669
Rubidium (Rb)-Dissolved	0.00424		0.00020	mg/L		21-OCT-21	R5626669
Selenium (Se)-Dissolved	0.000230	<T	0.000050	mg/L		21-OCT-21	R5626669
Silicon (Si)-Dissolved	6.75		0.050	mg/L		21-OCT-21	R5626669
Silver (Ag)-Dissolved	<0.0000005	<W	0.00010	mg/L		21-OCT-21	R5626669
Sodium (Na)-Dissolved	10.5		0.10	mg/L		21-OCT-21	R5626669
Strontium (Sr)-Dissolved	0.117		0.0010	mg/L		21-OCT-21	R5626669
Sulfur (S)-Dissolved	10.8		0.50	mg/L		21-OCT-21	R5626669
Tellurium (Te)-Dissolved	<0.00001	<W	0.0010	mg/L		21-OCT-21	R5626669
Thallium (Tl)-Dissolved	<0.000002	<W	0.00030	mg/L		21-OCT-21	R5626669
Thorium (Th)-Dissolved	0.00002	<DL	0.00010	mg/L		21-OCT-21	R5626669
Tin (Sn)-Dissolved	<0.000005	<W	0.0010	mg/L		21-OCT-21	R5626669
Titanium (Ti)-Dissolved	0.00124	<DL	0.0020	mg/L		21-OCT-21	R5626669
Tungsten (W)-Dissolved	0.000008	<DL	0.010	mg/L		21-OCT-21	R5626669
Uranium (U)-Dissolved	0.000386	<DL	0.0050	mg/L		21-OCT-21	R5626669
Vanadium (V)-Dissolved	0.00060	<DL	0.0010	mg/L		21-OCT-21	R5626669
Zinc (Zn)-Dissolved	0.0014	<DL	0.0030	mg/L		21-OCT-21	R5626669
Zirconium (Zr)-Dissolved	0.000380	<DL	0.0010	mg/L		21-OCT-21	R5626669
Aggregate Organics							
Biochemical Oxygen Demand	<2.0		2.0	mg/L		16-OCT-21	R5626021
Chemical Oxygen Demand	82		10	mg/L	16-OCT-21	20-OCT-21	R5626084
Oil and Grease, Total	<0.2	<W	1.0	mg/L	19-OCT-21	19-OCT-21	R5624325
L2651589-11 SW22A_SW_20211005 Sampled By: Client on 13-OCT-21 @ 13:50 Matrix: Surface Water							
Field Tests							
pH, Client Supplied	7.33		0.10	pH		15-OCT-21	R5619716
Temperature, Client Supplied	11.6		0	Degree C		15-OCT-21	R5619716
Physical Tests							
Color, True	144		2.0	CU		16-OCT-21	R5621040
Conductivity (EC)	358		1.0	uS/cm		16-OCT-21	R5621522
Hardness (as CaCO3)	165		0.51	mg/L		22-OCT-21	
pH	7.45		0.10	pH		16-OCT-21	R5621522
Total Suspended Solids	2.5	<DL	3.0	mg/L		17-OCT-21	R5622219
Total Dissolved Solids	232		13	mg/L		17-OCT-21	R5622318
Turbidity	1.90		0.10	NTU		16-OCT-21	R5620827

* Refer to Referenced Information for Qualifiers (if any) and Methodology.

ALS ENVIRONMENTAL ANALYTICAL REPORT

Sample Details/Parameters	Result	Qualifier*	D.L.	Units	Extracted	Analyzed	Batch
L2651589-11 SW22A_SW_20211005 Sampled By: Client on 13-OCT-21 @ 13:50 Matrix: Surface Water							
Physical Tests							
Anions and Nutrients							
Acidity (as CaCO3)	1.4	<DL	2.0	mg/L		19-OCT-21	R5624617
Alkalinity, Total (as CaCO3)	129		2.0	mg/L		16-OCT-21	R5621522
Ammonia, Total (as N)	0.024	<T	0.0050	mg/L		18-OCT-21	R5622917
Ammonia, Un-ionized (as N)	<0.001	<W	0.010	mg/L		18-OCT-21	
Chloride (Cl)	17.6		0.10	mg/L	16-OCT-21	16-OCT-21	R5621496
Fluoride (F)	0.076		0.020	mg/L	16-OCT-21	16-OCT-21	R5621496
Nitrate (as N)	0.220	<T	0.020	mg/L		16-OCT-21	R5621496
Nitrite (as N)	0.005	<DL	0.010	mg/L		16-OCT-21	R5621496
Total Kjeldahl Nitrogen	1.40		0.050	mg/L	16-OCT-21	21-OCT-21	R5626645
Orthophosphate-Dissolved (as P)	0.0231		0.0030	mg/L	16-OCT-21	17-OCT-21	R5622397
Sulfate (SO4)	32.0		0.30	mg/L		16-OCT-21	R5621496
Cyanides							
Cyanide, Weak Acid Diss	0.0014	<DL	0.0020	mg/L		19-OCT-21	R5625038
Cyanide, Total	0.0022	<T	0.0020	mg/L		19-OCT-21	R5625038
Cyanide, Free	0.0006	<DL	0.0020	mg/L		19-OCT-21	R5625038
Organic / Inorganic Carbon							
Dissolved Organic Carbon	30.1		0.50	mg/L	18-OCT-21	21-OCT-21	R5625883
Total Organic Carbon	32.4		0.50	mg/L		20-OCT-21	R5625877
Total Metals							
Aluminum (Al)-Total	0.0610		0.0050	mg/L		21-OCT-21	R5626608
Antimony (Sb)-Total	0.000155	<DL	0.00060	mg/L		21-OCT-21	R5626608
Arsenic (As)-Total	0.00131	<T	0.0010	mg/L		21-OCT-21	R5626608
Barium (Ba)-Total	0.0247		0.010	mg/L		21-OCT-21	R5626608
Beryllium (Be)-Total	<0.0000001	<W	0.0010	mg/L		21-OCT-21	R5626608
Bismuth (Bi)-Total	<0.00001	<W	0.0010	mg/L		21-OCT-21	R5626608
Boron (B)-Total	0.0250	<DL	0.050	mg/L		21-OCT-21	R5626608
Cadmium (Cd)-Total	0.000007	<DL	0.000017	mg/L		21-OCT-21	R5626608
Calcium (Ca)-Total	39.1		0.20	mg/L		21-OCT-21	R5626608
Cesium (Cs)-Total	0.0000100		0.000010	mg/L		21-OCT-21	R5626608
Chromium (Cr)-Total	0.00036	<DL	0.0010	mg/L		21-OCT-21	R5626608
Cobalt (Co)-Total	0.000180	<DL	0.00050	mg/L		21-OCT-21	R5626608
Copper (Cu)-Total	0.00106	<T	0.0010	mg/L		21-OCT-21	R5626608
Iron (Fe)-Total	0.325		0.020	mg/L		21-OCT-21	R5626608
Lead (Pb)-Total	0.00003	<DL	0.000050	mg/L		21-OCT-21	R5626608
Lithium (Li)-Total	0.0068	<DL	0.050	mg/L		21-OCT-21	R5626608
Magnesium (Mg)-Total	15.8		0.020	mg/L		21-OCT-21	R5626608
Manganese (Mn)-Total	0.0164		0.0010	mg/L		21-OCT-21	R5626608
Mercury (Hg)-Total	<0.000005	<W	0.000030	mg/L		19-OCT-21	R5624486
Molybdenum (Mo)-Total	0.00112	<T	0.0010	mg/L		21-OCT-21	R5626608
Nickel (Ni)-Total	0.00158	<DL	0.0020	mg/L		21-OCT-21	R5626608
Phosphorus (P)-Total	0.040	<DL	0.050	mg/L		21-OCT-21	R5626608

* Refer to Referenced Information for Qualifiers (if any) and Methodology.

ALS ENVIRONMENTAL ANALYTICAL REPORT

Sample Details/Parameters	Result	Qualifier*	D.L.	Units	Extracted	Analyzed	Batch
L2651589-11 SW22A_SW_20211005 Sampled By: Client on 13-OCT-21 @ 13:50 Matrix: Surface Water							
Total Metals							
Potassium (K)-Total	4.24		0.50	mg/L		21-OCT-21	R5626608
Rubidium (Rb)-Total	0.00417		0.00020	mg/L		21-OCT-21	R5626608
Selenium (Se)-Total	0.000260	<T	0.000050	mg/L		21-OCT-21	R5626608
Silicon (Si)-Total	6.69		0.10	mg/L		21-OCT-21	R5626608
Silver (Ag)-Total	0.000001	<DL	0.00010	mg/L		21-OCT-21	R5626608
Sodium (Na)-Total	10.5		0.10	mg/L		21-OCT-21	R5626608
Strontium (Sr)-Total	0.114		0.0010	mg/L		21-OCT-21	R5626608
Sulfur (S)-Total	11.4		0.50	mg/L		21-OCT-21	R5626608
Tellurium (Te)-Total	<0.00002	<W	0.0010	mg/L		21-OCT-21	R5626608
Thallium (Tl)-Total	<0.000005	<W	0.00030	mg/L		21-OCT-21	R5626608
Thorium (Th)-Total	0.00003	<DL	0.00010	mg/L		21-OCT-21	R5626608
Tin (Sn)-Total	<0.00001	<W	0.0010	mg/L		21-OCT-21	R5626608
Titanium (Ti)-Total	0.00205	<DL	0.0026	mg/L		21-OCT-21	R5626608
Tungsten (W)-Total	0.00001	<DL	0.010	mg/L		21-OCT-21	R5626608
Uranium (U)-Total	0.000444	<DL	0.0050	mg/L		21-OCT-21	R5626608
Vanadium (V)-Total	0.00080	<DL	0.0010	mg/L		21-OCT-21	R5626608
Zinc (Zn)-Total	0.0020	<DL	0.0030	mg/L		21-OCT-21	R5626608
Zirconium (Zr)-Total	0.000370	<DL	0.0010	mg/L		21-OCT-21	R5626608
Dissolved Metals							
Dissolved Metals Filtration Location	FIELD					21-OCT-21	R5626272
Aluminum (Al)-Dissolved	0.0282	<T	0.0050	mg/L		21-OCT-21	R5626669
Antimony (Sb)-Dissolved	0.000160	<DL	0.00060	mg/L		21-OCT-21	R5626669
Arsenic (As)-Dissolved	0.00125	<T	0.0010	mg/L		21-OCT-21	R5626669
Barium (Ba)-Dissolved	0.0245		0.010	mg/L		21-OCT-21	R5626669
Beryllium (Be)-Dissolved	<0.000002	<W	0.0010	mg/L		21-OCT-21	R5626669
Bismuth (Bi)-Dissolved	<0.000002	<W	0.0010	mg/L		21-OCT-21	R5626669
Boron (B)-Dissolved	0.0245	<DL	0.050	mg/L		21-OCT-21	R5626669
Cadmium (Cd)-Dissolved	0.0000060	<DL	0.000017	mg/L		21-OCT-21	R5626669
Calcium (Ca)-Dissolved	39.2		0.20	mg/L		21-OCT-21	R5626669
Cesium (Cs)-Dissolved	0.0000040	<DL	0.000010	mg/L		21-OCT-21	R5626669
Chromium (Cr)-Dissolved	0.00025	<DL	0.0010	mg/L		21-OCT-21	R5626669
Cobalt (Co)-Dissolved	0.000152	<DL	0.00050	mg/L		21-OCT-21	R5626669
Copper (Cu)-Dissolved	0.00120	<T	0.0010	mg/L		21-OCT-21	R5626669
Iron (Fe)-Dissolved	0.253		0.020	mg/L		21-OCT-21	R5626669
Lead (Pb)-Dissolved	<0.00001	<W	0.000050	mg/L		21-OCT-21	R5626669
Lithium (Li)-Dissolved	0.0068	<DL	0.050	mg/L		21-OCT-21	R5626669
Magnesium (Mg)-Dissolved	16.2		0.020	mg/L		21-OCT-21	R5626669
Manganese (Mn)-Dissolved	0.00666		0.0010	mg/L		21-OCT-21	R5626669
Mercury (Hg)-Dissolved	<0.000005	<W	0.000030	mg/L		19-OCT-21	R5624479
Molybdenum (Mo)-Dissolved	0.00110	<T	0.0010	mg/L		21-OCT-21	R5626669
Nickel (Ni)-Dissolved	0.00138	<DL	0.0020	mg/L		21-OCT-21	R5626669

* Refer to Referenced Information for Qualifiers (if any) and Methodology.

ALS ENVIRONMENTAL ANALYTICAL REPORT

Sample Details/Parameters	Result	Qualifier*	D.L.	Units	Extracted	Analyzed	Batch
L2651589-11 SW22A_SW_20211005 Sampled By: Client on 13-OCT-21 @ 13:50 Matrix: Surface Water							
Dissolved Metals							
Phosphorus (P)-Dissolved	0.055		0.050	mg/L		21-OCT-21	R5626669
Potassium (K)-Dissolved	4.30		0.50	mg/L		21-OCT-21	R5626669
Rubidium (Rb)-Dissolved	0.00414		0.00020	mg/L		21-OCT-21	R5626669
Selenium (Se)-Dissolved	0.000275	<T	0.000050	mg/L		21-OCT-21	R5626669
Silicon (Si)-Dissolved	6.56		0.050	mg/L		21-OCT-21	R5626669
Silver (Ag)-Dissolved	0.0000010	<DL	0.00010	mg/L		21-OCT-21	R5626669
Sodium (Na)-Dissolved	11.5		0.10	mg/L		21-OCT-21	R5626669
Strontium (Sr)-Dissolved	0.112		0.0010	mg/L		21-OCT-21	R5626669
Sulfur (S)-Dissolved	10.6		0.50	mg/L		21-OCT-21	R5626669
Tellurium (Te)-Dissolved	<0.00001	<W	0.0010	mg/L		21-OCT-21	R5626669
Thallium (Tl)-Dissolved	<0.000002	<W	0.00030	mg/L		21-OCT-21	R5626669
Thorium (Th)-Dissolved	0.00003	<DL	0.00010	mg/L		21-OCT-21	R5626669
Tin (Sn)-Dissolved	<0.000005	<W	0.0010	mg/L		21-OCT-21	R5626669
Titanium (Ti)-Dissolved	0.00176	<DL	0.0020	mg/L		21-OCT-21	R5626669
Tungsten (W)-Dissolved	0.000010	<DL	0.010	mg/L		21-OCT-21	R5626669
Uranium (U)-Dissolved	0.000434	<DL	0.0050	mg/L		21-OCT-21	R5626669
Vanadium (V)-Dissolved	0.00066	<DL	0.0010	mg/L		21-OCT-21	R5626669
Zinc (Zn)-Dissolved	0.0016	<DL	0.0030	mg/L		21-OCT-21	R5626669
Zirconium (Zr)-Dissolved	0.000412	<DL	0.0010	mg/L		21-OCT-21	R5626669
Aggregate Organics							
Biochemical Oxygen Demand	<2.0		2.0	mg/L		17-OCT-21	R5626735
Chemical Oxygen Demand	93		10	mg/L	16-OCT-21	20-OCT-21	R5626084
Oil and Grease, Total	0.4	<DL	1.0	mg/L	19-OCT-21	19-OCT-21	R5624325
L2651589-12 SW23_SW_20211005 Sampled By: Client on 13-OCT-21 @ 14:45 Matrix: Surface Water							
Field Tests							
pH, Client Supplied	7.24		0.10	pH		15-OCT-21	R5619716
Temperature, Client Supplied	11.3		0	Degree C		15-OCT-21	R5619716
Physical Tests							
Color, True	194		2.0	CU		16-OCT-21	R5621040
Conductivity (EC)	330		1.0	uS/cm		16-OCT-21	R5621522
Hardness (as CaCO3)	162		0.51	mg/L		22-OCT-21	
pH	7.53		0.10	pH		16-OCT-21	R5621522
Total Suspended Solids	8.0		3.0	mg/L		17-OCT-21	R5622219
Total Dissolved Solids	242		13	mg/L		17-OCT-21	R5622318
Turbidity	5.88		0.10	NTU		15-OCT-21	R5620765
Anions and Nutrients							
Acidity (as CaCO3)	1.4	<DL	2.0	mg/L		19-OCT-21	R5624617
Alkalinity, Total (as CaCO3)	126		2.0	mg/L		16-OCT-21	R5621522
Ammonia, Total (as N)	0.024	<T	0.0050	mg/L		18-OCT-21	R5622917
Ammonia, Un-ionized (as N)	<0.001	<W	0.010	mg/L		18-OCT-21	

* Refer to Referenced Information for Qualifiers (if any) and Methodology.

ALS ENVIRONMENTAL ANALYTICAL REPORT

Sample Details/Parameters	Result	Qualifier*	D.L.	Units	Extracted	Analyzed	Batch
L2651589-12 SW23_SW_20211005 Sampled By: Client on 13-OCT-21 @ 14:45 Matrix: Surface Water							
Anions and Nutrients							
Chloride (Cl)	15.6		0.10	mg/L	16-OCT-21	16-OCT-21	R5621496
Fluoride (F)	0.069		0.020	mg/L	16-OCT-21	16-OCT-21	R5621496
Nitrate (as N)	0.098	<T	0.020	mg/L		16-OCT-21	R5621496
Nitrite (as N)	<0.001	<W	0.010	mg/L		16-OCT-21	R5621496
Total Kjeldahl Nitrogen	1.59		0.050	mg/L	16-OCT-21	21-OCT-21	R5626645
Orthophosphate-Dissolved (as P)	0.0261		0.0030	mg/L	16-OCT-21	17-OCT-21	R5622397
Sulfate (SO4)	26.5		0.30	mg/L		16-OCT-21	R5621496
Cyanides							
Cyanide, Weak Acid Diss	0.0013	<DL	0.0020	mg/L		19-OCT-21	R5625038
Cyanide, Total	0.0030	<T	0.0020	mg/L		19-OCT-21	R5625038
Cyanide, Free	0.0009	<DL	0.0020	mg/L		19-OCT-21	R5625038
Organic / Inorganic Carbon							
Dissolved Organic Carbon	37.6		0.50	mg/L	18-OCT-21	21-OCT-21	R5625883
Total Organic Carbon	37.6		0.50	mg/L		20-OCT-21	R5625877
Total Metals							
Aluminum (Al)-Total	0.259		0.0050	mg/L		21-OCT-21	R5626608
Antimony (Sb)-Total	0.000130	<DL	0.00060	mg/L		21-OCT-21	R5626608
Arsenic (As)-Total	0.00148	<T	0.0010	mg/L		21-OCT-21	R5626608
Barium (Ba)-Total	0.0268		0.010	mg/L		21-OCT-21	R5626608
Beryllium (Be)-Total	0.0000101	<DL	0.0010	mg/L		21-OCT-21	R5626608
Bismuth (Bi)-Total	<0.00001	<W	0.0010	mg/L		21-OCT-21	R5626608
Boron (B)-Total	0.0225	<DL	0.050	mg/L		21-OCT-21	R5626608
Cadmium (Cd)-Total	0.000012	<DL	0.000017	mg/L		21-OCT-21	R5626608
Calcium (Ca)-Total	38.6		0.20	mg/L		21-OCT-21	R5626608
Cesium (Cs)-Total	0.0000280		0.000010	mg/L		21-OCT-21	R5626608
Chromium (Cr)-Total	0.00074	<DL	0.0010	mg/L		21-OCT-21	R5626608
Cobalt (Co)-Total	0.000310	<DL	0.00050	mg/L		21-OCT-21	R5626608
Copper (Cu)-Total	0.00132	<T	0.0010	mg/L		21-OCT-21	R5626608
Iron (Fe)-Total	0.623		0.020	mg/L		21-OCT-21	R5626608
Lead (Pb)-Total	0.00020	<T	0.000050	mg/L		21-OCT-21	R5626608
Lithium (Li)-Total	0.0062	<DL	0.050	mg/L		21-OCT-21	R5626608
Magnesium (Mg)-Total	15.5		0.020	mg/L		21-OCT-21	R5626608
Manganese (Mn)-Total	0.0422		0.0010	mg/L		21-OCT-21	R5626608
Mercury (Hg)-Total	<0.000005	<W	0.000030	mg/L		19-OCT-21	R5624486
Molybdenum (Mo)-Total	0.000860	<DL	0.0010	mg/L		21-OCT-21	R5626608
Nickel (Ni)-Total	0.00190	<DL	0.0020	mg/L		21-OCT-21	R5626608
Phosphorus (P)-Total	0.055		0.050	mg/L		21-OCT-21	R5626608
Potassium (K)-Total	3.74		0.50	mg/L		21-OCT-21	R5626608
Rubidium (Rb)-Total	0.00461		0.00020	mg/L		21-OCT-21	R5626608
Selenium (Se)-Total	0.000225	<T	0.000050	mg/L		21-OCT-21	R5626608
Silicon (Si)-Total	6.96		0.10	mg/L		21-OCT-21	R5626608
Silver (Ag)-Total	0.000003	<DL	0.00010	mg/L		21-OCT-21	R5626608

* Refer to Referenced Information for Qualifiers (if any) and Methodology.

ALS ENVIRONMENTAL ANALYTICAL REPORT

Sample Details/Parameters	Result	Qualifier*	D.L.	Units	Extracted	Analyzed	Batch
L2651589-12 SW23_SW_20211005 Sampled By: Client on 13-OCT-21 @ 14:45 Matrix: Surface Water							
Total Metals							
Sodium (Na)-Total	8.52		0.10	mg/L		21-OCT-21	R5626608
Strontium (Sr)-Total	0.0994		0.0010	mg/L		21-OCT-21	R5626608
Sulfur (S)-Total	9.0		0.50	mg/L		21-OCT-21	R5626608
Tellurium (Te)-Total	<0.00002	<W	0.0010	mg/L		21-OCT-21	R5626608
Thallium (Tl)-Total	0.000005	<DL	0.00030	mg/L		21-OCT-21	R5626608
Thorium (Th)-Total	0.00005	<DL	0.00010	mg/L		21-OCT-21	R5626608
Tin (Sn)-Total	0.00001	<DL	0.0010	mg/L		21-OCT-21	R5626608
Titanium (Ti)-Total	0.00845		0.0020	mg/L		21-OCT-21	R5626608
Tungsten (W)-Total	<0.00001	<W	0.010	mg/L		21-OCT-21	R5626608
Uranium (U)-Total	0.000454	<DL	0.0050	mg/L		21-OCT-21	R5626608
Vanadium (V)-Total	0.00145	<T	0.0010	mg/L		21-OCT-21	R5626608
Zinc (Zn)-Total	0.0025	<DL	0.0030	mg/L		21-OCT-21	R5626608
Zirconium (Zr)-Total	0.000500	<DL	0.0010	mg/L		21-OCT-21	R5626608
Dissolved Metals							
Dissolved Metals Filtration Location	FIELD					21-OCT-21	R5626272
Aluminum (Al)-Dissolved	0.0788		0.0050	mg/L		21-OCT-21	R5626669
Antimony (Sb)-Dissolved	0.000135	<DL	0.00060	mg/L		21-OCT-21	R5626669
Arsenic (As)-Dissolved	0.00142	<T	0.0010	mg/L		21-OCT-21	R5626669
Barium (Ba)-Dissolved	0.0246		0.010	mg/L		21-OCT-21	R5626669
Beryllium (Be)-Dissolved	<0.000002	<W	0.0010	mg/L		21-OCT-21	R5626669
Bismuth (Bi)-Dissolved	<0.000002	<W	0.0010	mg/L		21-OCT-21	R5626669
Boron (B)-Dissolved	0.0220	<DL	0.050	mg/L		21-OCT-21	R5626669
Cadmium (Cd)-Dissolved	0.0000100	<DL	0.000017	mg/L		21-OCT-21	R5626669
Calcium (Ca)-Dissolved	38.9		0.20	mg/L		21-OCT-21	R5626669
Cesium (Cs)-Dissolved	0.0000030	<DL	0.000010	mg/L		21-OCT-21	R5626669
Chromium (Cr)-Dissolved	0.00030	<DL	0.0010	mg/L		21-OCT-21	R5626669
Cobalt (Co)-Dissolved	0.000152	<DL	0.00050	mg/L		21-OCT-21	R5626669
Copper (Cu)-Dissolved	0.00116	<T	0.0010	mg/L		21-OCT-21	R5626669
Iron (Fe)-Dissolved	0.363		0.020	mg/L		21-OCT-21	R5626669
Lead (Pb)-Dissolved	0.00008	<T	0.000050	mg/L		21-OCT-21	R5626669
Lithium (Li)-Dissolved	0.0062	<DL	0.050	mg/L		21-OCT-21	R5626669
Magnesium (Mg)-Dissolved	15.7		0.020	mg/L		21-OCT-21	R5626669
Manganese (Mn)-Dissolved	0.0132		0.0010	mg/L		21-OCT-21	R5626669
Mercury (Hg)-Dissolved	<0.000005	<W	0.000030	mg/L		19-OCT-21	R5624479
Molybdenum (Mo)-Dissolved	0.000808	<DL	0.0010	mg/L		21-OCT-21	R5626669
Nickel (Ni)-Dissolved	0.00146	<DL	0.0020	mg/L		21-OCT-21	R5626669
Phosphorus (P)-Dissolved	0.060		0.050	mg/L		21-OCT-21	R5626669
Potassium (K)-Dissolved	3.77		0.50	mg/L		21-OCT-21	R5626669
Rubidium (Rb)-Dissolved	0.00435		0.00020	mg/L		21-OCT-21	R5626669
Selenium (Se)-Dissolved	0.000285	<T	0.000050	mg/L		21-OCT-21	R5626669
Silicon (Si)-Dissolved	6.82		0.050	mg/L		21-OCT-21	R5626669

* Refer to Referenced Information for Qualifiers (if any) and Methodology.

ALS ENVIRONMENTAL ANALYTICAL REPORT

Sample Details/Parameters	Result	Qualifier*	D.L.	Units	Extracted	Analyzed	Batch
L2651589-12 SW23_SW_20211005 Sampled By: Client on 13-OCT-21 @ 14:45 Matrix: Surface Water							
Dissolved Metals							
Silver (Ag)-Dissolved	0.0000010	<DL	0.00010	mg/L		21-OCT-21	R5626669
Sodium (Na)-Dissolved	8.65		0.10	mg/L		21-OCT-21	R5626669
Strontium (Sr)-Dissolved	0.0977		0.0010	mg/L		21-OCT-21	R5626669
Sulfur (S)-Dissolved	8.8		0.50	mg/L		21-OCT-21	R5626669
Tellurium (Te)-Dissolved	0.00002	<DL	0.0010	mg/L		21-OCT-21	R5626669
Thallium (Tl)-Dissolved	0.000002	<DL	0.00030	mg/L		21-OCT-21	R5626669
Thorium (Th)-Dissolved	0.00005	<DL	0.00010	mg/L		21-OCT-21	R5626669
Tin (Sn)-Dissolved	<0.000005	<W	0.0010	mg/L		21-OCT-21	R5626669
Titanium (Ti)-Dissolved	0.00318		0.0020	mg/L		21-OCT-21	R5626669
Tungsten (W)-Dissolved	0.000006	<DL	0.010	mg/L		21-OCT-21	R5626669
Uranium (U)-Dissolved	0.000409	<DL	0.0050	mg/L		21-OCT-21	R5626669
Vanadium (V)-Dissolved	0.00098	<DL	0.0010	mg/L		21-OCT-21	R5626669
Zinc (Zn)-Dissolved	0.0014	<DL	0.0030	mg/L		21-OCT-21	R5626669
Zirconium (Zr)-Dissolved	0.000508	<DL	0.0010	mg/L		21-OCT-21	R5626669
Aggregate Organics							
Biochemical Oxygen Demand	<2.0		2.0	mg/L		17-OCT-21	R5626735
Chemical Oxygen Demand	107		10	mg/L	16-OCT-21	20-OCT-21	R5626084
Oil and Grease, Total	0.2	<DL	1.0	mg/L	19-OCT-21	19-OCT-21	R5624325
L2651589-13 SW24_SW_20211005 Sampled By: Client on 13-OCT-21 @ 14:50 Matrix: Surface Water							
Field Tests							
pH, Client Supplied	7.29		0.10	pH		15-OCT-21	R5619716
Temperature, Client Supplied	11.4		0	Degree C		15-OCT-21	R5619716
Physical Tests							
Color, True	201		2.0	CU		16-OCT-21	R5621040
Conductivity (EC)	347		1.0	uS/cm		16-OCT-21	R5621522
Hardness (as CaCO3)	161		0.51	mg/L		22-OCT-21	
pH	7.53		0.10	pH		16-OCT-21	R5621522
Total Suspended Solids	7.5		3.0	mg/L		17-OCT-21	R5622219
Total Dissolved Solids	244		13	mg/L		17-OCT-21	R5622318
Turbidity	6.57		0.10	NTU		16-OCT-21	R5620827
Anions and Nutrients							
Acidity (as CaCO3)	1.8	<DL	2.0	mg/L		19-OCT-21	R5624617
Alkalinity, Total (as CaCO3)	125		2.0	mg/L		16-OCT-21	R5621522
Ammonia, Total (as N)	0.032	<T	0.0050	mg/L		18-OCT-21	R5622917
Ammonia, Un-ionized (as N)	<0.001	<W	0.010	mg/L		18-OCT-21	
Chloride (Cl)	15.5		0.10	mg/L	16-OCT-21	16-OCT-21	R5621496
Fluoride (F)	0.068		0.020	mg/L	16-OCT-21	16-OCT-21	R5621496
Nitrate (as N)	0.096	<T	0.020	mg/L		16-OCT-21	R5621496
Nitrite (as N)	<0.001	<W	0.010	mg/L		16-OCT-21	R5621496
Total Kjeldahl Nitrogen	1.43		0.050	mg/L	16-OCT-21	21-OCT-21	R5626645

* Refer to Referenced Information for Qualifiers (if any) and Methodology.

ALS ENVIRONMENTAL ANALYTICAL REPORT

Sample Details/Parameters	Result	Qualifier*	D.L.	Units	Extracted	Analyzed	Batch
L2651589-13 SW24_SW_20211005 Sampled By: Client on 13-OCT-21 @ 14:50 Matrix: Surface Water							
Anions and Nutrients							
Orthophosphate-Dissolved (as P)	0.0259		0.0030	mg/L	16-OCT-21	17-OCT-21	R5622397
Sulfate (SO4)	34.9		0.30	mg/L		16-OCT-21	R5621496
Cyanides							
Cyanide, Weak Acid Diss	0.0012	<DL	0.0020	mg/L		19-OCT-21	R5625038
Cyanide, Total	0.0032	<T	0.0020	mg/L		19-OCT-21	R5625038
Cyanide, Free	0.0010	<DL	0.0020	mg/L		19-OCT-21	R5625038
Organic / Inorganic Carbon							
Dissolved Organic Carbon	39.0		0.50	mg/L	18-OCT-21	21-OCT-21	R5625883
Total Organic Carbon	38.4		0.50	mg/L		20-OCT-21	R5625877
Total Metals							
Aluminum (Al)-Total	0.256		0.0050	mg/L		21-OCT-21	R5626608
Antimony (Sb)-Total	0.000215	<DL	0.00060	mg/L		21-OCT-21	R5626608
Arsenic (As)-Total	0.00147	<T	0.0010	mg/L		21-OCT-21	R5626608
Barium (Ba)-Total	0.0270		0.010	mg/L		21-OCT-21	R5626608
Beryllium (Be)-Total	0.0000053	<DL	0.0010	mg/L		21-OCT-21	R5626608
Bismuth (Bi)-Total	<0.00001	<W	0.0010	mg/L		21-OCT-21	R5626608
Boron (B)-Total	0.0240	<DL	0.050	mg/L		21-OCT-21	R5626608
Cadmium (Cd)-Total	0.000018	<T	0.000017	mg/L		21-OCT-21	R5626608
Calcium (Ca)-Total	39.3		0.20	mg/L		21-OCT-21	R5626608
Cesium (Cs)-Total	0.0000375		0.000010	mg/L		21-OCT-21	R5626608
Chromium (Cr)-Total	0.00070	<DL	0.0010	mg/L		21-OCT-21	R5626608
Cobalt (Co)-Total	0.000330	<DL	0.00050	mg/L		21-OCT-21	R5626608
Copper (Cu)-Total	0.00132	<T	0.0010	mg/L		21-OCT-21	R5626608
Iron (Fe)-Total	0.619		0.020	mg/L		21-OCT-21	R5626608
Lead (Pb)-Total	0.00021	<T	0.000050	mg/L		21-OCT-21	R5626608
Lithium (Li)-Total	0.0062	<DL	0.050	mg/L		21-OCT-21	R5626608
Magnesium (Mg)-Total	15.3		0.020	mg/L		21-OCT-21	R5626608
Manganese (Mn)-Total	0.0410		0.0010	mg/L		21-OCT-21	R5626608
Mercury (Hg)-Total	<0.000005	<W	0.000030	mg/L		19-OCT-21	R5624487
Molybdenum (Mo)-Total	0.000945	<DL	0.0010	mg/L		21-OCT-21	R5626608
Nickel (Ni)-Total	0.00182	<DL	0.0020	mg/L		21-OCT-21	R5626608
Phosphorus (P)-Total	0.050		0.050	mg/L		21-OCT-21	R5626608
Potassium (K)-Total	4.42		0.50	mg/L		21-OCT-21	R5626608
Rubidium (Rb)-Total	0.00508		0.00020	mg/L		21-OCT-21	R5626608
Selenium (Se)-Total	0.000290	<T	0.000050	mg/L		21-OCT-21	R5626608
Silicon (Si)-Total	6.95		0.10	mg/L		21-OCT-21	R5626608
Silver (Ag)-Total	0.000002	<DL	0.00010	mg/L		21-OCT-21	R5626608
Sodium (Na)-Total	9.93		0.10	mg/L		21-OCT-21	R5626608
Strontium (Sr)-Total	0.103		0.0010	mg/L		21-OCT-21	R5626608
Sulfur (S)-Total	11.8		0.50	mg/L		21-OCT-21	R5626608
Tellurium (Te)-Total	<0.00002	<W	0.0010	mg/L		21-OCT-21	R5626608
Thallium (Tl)-Total	<0.000005	<W	0.00030	mg/L		21-OCT-21	R5626608

* Refer to Referenced Information for Qualifiers (if any) and Methodology.

ALS ENVIRONMENTAL ANALYTICAL REPORT

Sample Details/Parameters	Result	Qualifier*	D.L.	Units	Extracted	Analyzed	Batch
L2651589-13 SW24_SW_20211005 Sampled By: Client on 13-OCT-21 @ 14:50 Matrix: Surface Water							
Total Metals							
Thorium (Th)-Total	0.00005	<DL	0.00010	mg/L		21-OCT-21	R5626608
Tin (Sn)-Total	0.00002	<DL	0.0010	mg/L		21-OCT-21	R5626608
Titanium (Ti)-Total	0.00831		0.0020	mg/L		21-OCT-21	R5626608
Tungsten (W)-Total	<0.00001	<W	0.010	mg/L		21-OCT-21	R5626608
Uranium (U)-Total	0.000454	<DL	0.0050	mg/L		21-OCT-21	R5626608
Vanadium (V)-Total	0.00140	<T	0.0010	mg/L		21-OCT-21	R5626608
Zinc (Zn)-Total	0.0040	<T	0.0030	mg/L		21-OCT-21	R5626608
Zirconium (Zr)-Total	0.000526	<DL	0.0010	mg/L		21-OCT-21	R5626608
Dissolved Metals							
Dissolved Metals Filtration Location	FIELD					21-OCT-21	R5626272
Aluminum (Al)-Dissolved	0.0832		0.0050	mg/L		21-OCT-21	R5626669
Antimony (Sb)-Dissolved	0.000215	<DL	0.00060	mg/L		21-OCT-21	R5626669
Arsenic (As)-Dissolved	0.00144	<T	0.0010	mg/L		21-OCT-21	R5626669
Barium (Ba)-Dissolved	0.0259		0.010	mg/L		21-OCT-21	R5626669
Beryllium (Be)-Dissolved	<0.000002	<W	0.0010	mg/L		21-OCT-21	R5626669
Bismuth (Bi)-Dissolved	<0.000002	<W	0.0010	mg/L		21-OCT-21	R5626669
Boron (B)-Dissolved	0.0230	<DL	0.050	mg/L		21-OCT-21	R5626669
Cadmium (Cd)-Dissolved	0.0000110	<DL	0.000017	mg/L		21-OCT-21	R5626669
Calcium (Ca)-Dissolved	38.9		0.20	mg/L		21-OCT-21	R5626669
Cesium (Cs)-Dissolved	0.0000115		0.000010	mg/L		21-OCT-21	R5626669
Chromium (Cr)-Dissolved	0.00032	<DL	0.0010	mg/L		21-OCT-21	R5626669
Cobalt (Co)-Dissolved	0.000170	<DL	0.00050	mg/L		21-OCT-21	R5626669
Copper (Cu)-Dissolved	0.00116	<T	0.0010	mg/L		21-OCT-21	R5626669
Iron (Fe)-Dissolved	0.375		0.020	mg/L		21-OCT-21	R5626669
Lead (Pb)-Dissolved	0.00011	<T	0.000050	mg/L		21-OCT-21	R5626669
Lithium (Li)-Dissolved	0.0060	<DL	0.050	mg/L		21-OCT-21	R5626669
Magnesium (Mg)-Dissolved	15.6		0.020	mg/L		21-OCT-21	R5626669
Manganese (Mn)-Dissolved	0.0162		0.0010	mg/L		21-OCT-21	R5626669
Mercury (Hg)-Dissolved	<0.000005	<W	0.000030	mg/L		19-OCT-21	R5624480
Molybdenum (Mo)-Dissolved	0.000946	<DL	0.0010	mg/L		21-OCT-21	R5626669
Nickel (Ni)-Dissolved	0.00142	<DL	0.0020	mg/L		21-OCT-21	R5626669
Phosphorus (P)-Dissolved	0.045	<DL	0.050	mg/L		21-OCT-21	R5626669
Potassium (K)-Dissolved	4.57		0.50	mg/L		21-OCT-21	R5626669
Rubidium (Rb)-Dissolved	0.00445		0.00020	mg/L		21-OCT-21	R5626669
Selenium (Se)-Dissolved	0.000190	<T	0.000050	mg/L		21-OCT-21	R5626669
Silicon (Si)-Dissolved	6.59		0.050	mg/L		21-OCT-21	R5626669
Silver (Ag)-Dissolved	0.0000030	<DL	0.00010	mg/L		21-OCT-21	R5626669
Sodium (Na)-Dissolved	10.3		0.10	mg/L		21-OCT-21	R5626669
Strontium (Sr)-Dissolved	0.106		0.0010	mg/L		21-OCT-21	R5626669
Sulfur (S)-Dissolved	11.8		0.50	mg/L		21-OCT-21	R5626669
Tellurium (Te)-Dissolved	<0.00001	<W	0.0010	mg/L		21-OCT-21	R5626669

* Refer to Referenced Information for Qualifiers (if any) and Methodology.

ALS ENVIRONMENTAL ANALYTICAL REPORT

Sample Details/Parameters	Result	Qualifier*	D.L.	Units	Extracted	Analyzed	Batch
L2651589-13 SW24_SW_20211005 Sampled By: Client on 13-OCT-21 @ 14:50 Matrix: Surface Water							
Dissolved Metals							
Thallium (Tl)-Dissolved	<0.000002	<W	0.00030	mg/L		21-OCT-21	R5626669
Thorium (Th)-Dissolved	0.00004	<DL	0.00010	mg/L		21-OCT-21	R5626669
Tin (Sn)-Dissolved	<0.000005	<W	0.0010	mg/L		21-OCT-21	R5626669
Titanium (Ti)-Dissolved	0.00360		0.0020	mg/L		21-OCT-21	R5626669
Tungsten (W)-Dissolved	0.000006	<DL	0.010	mg/L		21-OCT-21	R5626669
Uranium (U)-Dissolved	0.000441	<DL	0.0050	mg/L		21-OCT-21	R5626669
Vanadium (V)-Dissolved	0.00098	<DL	0.0010	mg/L		21-OCT-21	R5626669
Zinc (Zn)-Dissolved	0.0016	<DL	0.0030	mg/L		21-OCT-21	R5626669
Zirconium (Zr)-Dissolved	0.000518	<DL	0.0010	mg/L		21-OCT-21	R5626669
Aggregate Organics							
Biochemical Oxygen Demand	<2.0		2.0	mg/L		17-OCT-21	R5626735
Chemical Oxygen Demand	102		10	mg/L	16-OCT-21	20-OCT-21	R5626084
Oil and Grease, Total	<0.2	<W	1.0	mg/L	19-OCT-21	19-OCT-21	R5624325
L2651589-14 SW25_SW_20211005 Sampled By: Client on 12-OCT-21 @ 09:45 Matrix: Surface Water							
Field Tests							
pH, Client Supplied	7.91		0.10	pH		15-OCT-21	R5619716
Temperature, Client Supplied	11.5		0	Degree C		15-OCT-21	R5619716
Physical Tests							
Color, True	122		2.0	CU		16-OCT-21	R5621040
Conductivity (EC)	314		1.0	uS/cm		16-OCT-21	R5621522
Hardness (as CaCO3)	147		0.51	mg/L		25-OCT-21	
pH	7.65		0.10	pH		16-OCT-21	R5621522
Total Suspended Solids	2.5	<DL	3.0	mg/L		17-OCT-21	R5622262
Total Dissolved Solids	236		13	mg/L		17-OCT-21	R5622317
Turbidity	8.99		0.10	NTU		16-OCT-21	R5620827
Anions and Nutrients							
Acidity (as CaCO3)	0.6	<DL	2.0	mg/L		19-OCT-21	R5624617
Alkalinity, Total (as CaCO3)	110		2.0	mg/L		16-OCT-21	R5621522
Ammonia, Total (as N)	0.018	<T	0.0050	mg/L		18-OCT-21	R5622917
Ammonia, Un-ionized (as N)	<0.001	<W	0.010	mg/L		18-OCT-21	
Chloride (Cl)	11.0		0.10	mg/L	16-OCT-21	16-OCT-21	R5621496
Fluoride (F)	0.080		0.020	mg/L	16-OCT-21	16-OCT-21	R5621496
Nitrate (as N)	1.34		0.020	mg/L		16-OCT-21	R5621496
Nitrite (as N)	0.015	<T	0.010	mg/L		16-OCT-21	R5621496
Total Kjeldahl Nitrogen	1.27		0.050	mg/L	16-OCT-21	21-OCT-21	R5626645
Orthophosphate-Dissolved (as P)	0.0031		0.0030	mg/L	16-OCT-21	17-OCT-21	R5622397
Sulfate (SO4)	33.5		0.30	mg/L		16-OCT-21	R5621496
Cyanides							
Cyanide, Weak Acid Diss	0.0019	<DL	0.0020	mg/L		19-OCT-21	R5625038
Cyanide, Total	0.0098		0.0020	mg/L		19-OCT-21	R5625038

* Refer to Referenced Information for Qualifiers (if any) and Methodology.

ALS ENVIRONMENTAL ANALYTICAL REPORT

Sample Details/Parameters	Result	Qualifier*	D.L.	Units	Extracted	Analyzed	Batch
L2651589-14 SW25_SW_20211005 Sampled By: Client on 12-OCT-21 @ 09:45 Matrix: Surface Water							
Cyanides							
Cyanide, Free	0.0012	<DL	0.0020	mg/L		19-OCT-21	R5625038
Organic / Inorganic Carbon							
Dissolved Organic Carbon	34.2	PEHR	2.5	mg/L	18-OCT-21	26-OCT-21	R5629269
Total Organic Carbon	28.8		0.50	mg/L		20-OCT-21	R5625877
Total Metals							
Aluminum (Al)-Total	0.355		0.0050	mg/L		21-OCT-21	R5626608
Antimony (Sb)-Total	0.000380	<DL	0.00060	mg/L		21-OCT-21	R5626608
Arsenic (As)-Total	0.00107	<T	0.0010	mg/L		21-OCT-21	R5626608
Barium (Ba)-Total	0.0236		0.010	mg/L		21-OCT-21	R5626608
Beryllium (Be)-Total	0.0000044	<DL	0.0010	mg/L		21-OCT-21	R5626608
Bismuth (Bi)-Total	<0.00001	<W	0.0010	mg/L		21-OCT-21	R5626608
Boron (B)-Total	0.0250	<DL	0.050	mg/L		21-OCT-21	R5626608
Cadmium (Cd)-Total	0.000017	<T	0.000017	mg/L		21-OCT-21	R5626608
Calcium (Ca)-Total	38.1		0.20	mg/L		21-OCT-21	R5626608
Cesium (Cs)-Total	0.0000505		0.000010	mg/L		21-OCT-21	R5626608
Chromium (Cr)-Total	0.00084	<DL	0.0010	mg/L		21-OCT-21	R5626608
Cobalt (Co)-Total	0.000275	<DL	0.00050	mg/L		21-OCT-21	R5626608
Copper (Cu)-Total	0.00374	<T	0.0010	mg/L		21-OCT-21	R5626608
Iron (Fe)-Total	0.399		0.020	mg/L		21-OCT-21	R5626608
Lead (Pb)-Total	0.00018	<T	0.000050	mg/L		21-OCT-21	R5626608
Lithium (Li)-Total	0.0044	<DL	0.050	mg/L		21-OCT-21	R5626608
Magnesium (Mg)-Total	12.5		0.020	mg/L		21-OCT-21	R5626608
Manganese (Mn)-Total	0.0160		0.0010	mg/L		21-OCT-21	R5626608
Mercury (Hg)-Total	<0.000005	<W	0.000030	mg/L		19-OCT-21	R5624487
Molybdenum (Mo)-Total	0.00183	<T	0.0010	mg/L		21-OCT-21	R5626608
Nickel (Ni)-Total	0.00182	<DL	0.0020	mg/L		21-OCT-21	R5626608
Phosphorus (P)-Total	0.020	<DL	0.050	mg/L		21-OCT-21	R5626608
Potassium (K)-Total	2.77		0.50	mg/L		21-OCT-21	R5626608
Rubidium (Rb)-Total	0.00201		0.00020	mg/L		21-OCT-21	R5626608
Selenium (Se)-Total	0.000350	<T	0.000050	mg/L		21-OCT-21	R5626608
Silicon (Si)-Total	4.59		0.10	mg/L		21-OCT-21	R5626608
Silver (Ag)-Total	0.000004	<DL	0.00010	mg/L		21-OCT-21	R5626608
Sodium (Na)-Total	8.30		0.10	mg/L		21-OCT-21	R5626608
Strontium (Sr)-Total	0.118		0.0010	mg/L		21-OCT-21	R5626608
Sulfur (S)-Total	11.6		0.50	mg/L		21-OCT-21	R5626608
Tellurium (Te)-Total	<0.00002	<W	0.0010	mg/L		21-OCT-21	R5626608
Thallium (Tl)-Total	0.000005	<DL	0.00030	mg/L		21-OCT-21	R5626608
Thorium (Th)-Total	0.00006	<DL	0.00010	mg/L		21-OCT-21	R5626608
Tin (Sn)-Total	0.00001	<DL	0.0010	mg/L		21-OCT-21	R5626608
Titanium (Ti)-Total	0.00857		0.0020	mg/L		21-OCT-21	R5626608
Tungsten (W)-Total	0.00002	<DL	0.010	mg/L		21-OCT-21	R5626608

* Refer to Referenced Information for Qualifiers (if any) and Methodology.

ALS ENVIRONMENTAL ANALYTICAL REPORT

Sample Details/Parameters	Result	Qualifier*	D.L.	Units	Extracted	Analyzed	Batch
L2651589-14 SW25_SW_20211005 Sampled By: Client on 12-OCT-21 @ 09:45 Matrix: Surface Water							
Total Metals							
Uranium (U)-Total	0.00113	<DL	0.0050	mg/L		21-OCT-21	R5626608
Vanadium (V)-Total	0.00180	<T	0.0010	mg/L		21-OCT-21	R5626608
Zinc (Zn)-Total	0.0090	<T	0.0030	mg/L		21-OCT-21	R5626608
Zirconium (Zr)-Total	0.000570	<DL	0.0010	mg/L		21-OCT-21	R5626608
Dissolved Metals							
Dissolved Metals Filtration Location	FIELD					21-OCT-21	R5626272
Aluminum (Al)-Dissolved	0.288		0.0050	mg/L		21-OCT-21	R5626669
Antimony (Sb)-Dissolved	0.000390	<DL	0.00060	mg/L		21-OCT-21	R5626669
Arsenic (As)-Dissolved	0.000973	<DL	0.0010	mg/L		21-OCT-21	R5626669
Barium (Ba)-Dissolved	0.0221		0.010	mg/L		21-OCT-21	R5626669
Beryllium (Be)-Dissolved	<0.000002	<W	0.0010	mg/L		21-OCT-21	R5626669
Bismuth (Bi)-Dissolved	<0.000002	<W	0.0010	mg/L		21-OCT-21	R5626669
Boron (B)-Dissolved	0.0240	<DL	0.050	mg/L		21-OCT-21	R5626669
Cadmium (Cd)-Dissolved	0.0000100	<DL	0.000017	mg/L		21-OCT-21	R5626669
Calcium (Ca)-Dissolved	38.4		0.20	mg/L		21-OCT-21	R5626669
Cesium (Cs)-Dissolved	0.0000300		0.000010	mg/L		21-OCT-21	R5626669
Chromium (Cr)-Dissolved	0.00058	<DL	0.0010	mg/L		21-OCT-21	R5626669
Cobalt (Co)-Dissolved	0.000190	<DL	0.00050	mg/L		21-OCT-21	R5626669
Copper (Cu)-Dissolved	0.00314	<T	0.0010	mg/L		21-OCT-21	R5626669
Iron (Fe)-Dissolved	0.233		0.020	mg/L		21-OCT-21	R5626669
Lead (Pb)-Dissolved	0.00011	<T	0.000050	mg/L		21-OCT-21	R5626669
Lithium (Li)-Dissolved	0.0044	<DL	0.050	mg/L		21-OCT-21	R5626669
Magnesium (Mg)-Dissolved	12.3		0.020	mg/L		21-OCT-21	R5626669
Manganese (Mn)-Dissolved	0.00834		0.0010	mg/L		21-OCT-21	R5626669
Mercury (Hg)-Dissolved	<0.000005	<W	0.000030	mg/L		19-OCT-21	R5624480
Molybdenum (Mo)-Dissolved	0.00176	<T	0.0010	mg/L		21-OCT-21	R5626669
Nickel (Ni)-Dissolved	0.00154	<DL	0.0020	mg/L		21-OCT-21	R5626669
Phosphorus (P)-Dissolved	0.025	<DL	0.050	mg/L		21-OCT-21	R5626669
Potassium (K)-Dissolved	2.79		0.50	mg/L		21-OCT-21	R5626669
Rubidium (Rb)-Dissolved	0.00175		0.00020	mg/L		21-OCT-21	R5626669
Selenium (Se)-Dissolved	0.000400	<T	0.000050	mg/L		21-OCT-21	R5626669
Silicon (Si)-Dissolved	4.56		0.050	mg/L		21-OCT-21	R5626669
Silver (Ag)-Dissolved	0.0000040	<DL	0.00010	mg/L		21-OCT-21	R5626669
Sodium (Na)-Dissolved	8.33		0.10	mg/L		21-OCT-21	R5626669
Strontium (Sr)-Dissolved	0.122		0.0010	mg/L		21-OCT-21	R5626669
Sulfur (S)-Dissolved	11.0		0.50	mg/L		21-OCT-21	R5626669
Tellurium (Te)-Dissolved	<0.00001	<W	0.0010	mg/L		21-OCT-21	R5626669
Thallium (Tl)-Dissolved	0.000006	<DL	0.00030	mg/L		21-OCT-21	R5626669
Thorium (Th)-Dissolved	0.00013		0.00010	mg/L		21-OCT-21	R5626669
Tin (Sn)-Dissolved	<0.000005	<W	0.0010	mg/L		21-OCT-21	R5626669
Titanium (Ti)-Dissolved	0.00828		0.0020	mg/L		22-OCT-21	R5628008

* Refer to Referenced Information for Qualifiers (if any) and Methodology.

ALS ENVIRONMENTAL ANALYTICAL REPORT

Sample Details/Parameters	Result	Qualifier*	D.L.	Units	Extracted	Analyzed	Batch
L2651589-14 SW25_SW_20211005 Sampled By: Client on 12-OCT-21 @ 09:45 Matrix: Surface Water							
Dissolved Metals							
Tungsten (W)-Dissolved	0.000022	<DL	0.010	mg/L		21-OCT-21	R5626669
Uranium (U)-Dissolved	0.00108	<DL	0.0050	mg/L		21-OCT-21	R5626669
Vanadium (V)-Dissolved	0.00160	<T	0.0010	mg/L		21-OCT-21	R5626669
Zinc (Zn)-Dissolved	0.0092	<T	0.0030	mg/L		21-OCT-21	R5626669
Zirconium (Zr)-Dissolved	0.000934	<DL	0.0010	mg/L		21-OCT-21	R5626669
Aggregate Organics							
Biochemical Oxygen Demand	<2.0	BODF	2.0	mg/L		19-OCT-21	R5627743
Chemical Oxygen Demand	78		10	mg/L	16-OCT-21	20-OCT-21	R5626084
Oil and Grease, Total	<0.2	<W	1.0	mg/L	20-OCT-21	20-OCT-21	R5625087
L2651589-15 SW26_SW_20211005 Sampled By: Client on 12-OCT-21 @ 10:35 Matrix: Surface Water							
Field Tests							
pH, Client Supplied	7.7		0.10	pH		15-OCT-21	R5619716
Temperature, Client Supplied	11.6		0	Degree C		15-OCT-21	R5619716
Physical Tests							
Color, True	123		2.0	CU		16-OCT-21	R5621027
Conductivity (EC)	348		1.0	uS/cm		16-OCT-21	R5621522
Hardness (as CaCO3)	158		0.51	mg/L		25-OCT-21	
pH	7.76		0.10	pH		16-OCT-21	R5621522
Total Suspended Solids	2.0	<DL	3.0	mg/L		17-OCT-21	R5622262
Total Dissolved Solids	266		13	mg/L		17-OCT-21	R5622317
Turbidity	8.08		0.10	NTU		15-OCT-21	R5620765
Anions and Nutrients							
Acidity (as CaCO3)	0.4	<DL	2.0	mg/L		19-OCT-21	R5624617
Alkalinity, Total (as CaCO3)	115		2.0	mg/L		16-OCT-21	R5621522
Ammonia, Total (as N)	0.014	<T	0.0050	mg/L		18-OCT-21	R5622917
Ammonia, Un-ionized (as N)	<0.001	<W	0.010	mg/L		18-OCT-21	
Chloride (Cl)	12.4		0.10	mg/L	15-OCT-21	16-OCT-21	R5621496
Fluoride (F)	0.087		0.020	mg/L	15-OCT-21	16-OCT-21	R5621496
Nitrate (as N)	1.68		0.020	mg/L		16-OCT-21	R5621496
Nitrite (as N)	0.020	<T	0.010	mg/L		16-OCT-21	R5621496
Total Kjeldahl Nitrogen	1.30		0.050	mg/L	16-OCT-21	21-OCT-21	R5626645
Orthophosphate-Dissolved (as P)	0.0033		0.0030	mg/L	15-OCT-21	17-OCT-21	R5622397
Sulfate (SO4)	43.3		0.30	mg/L		16-OCT-21	R5621496
Cyanides							
Cyanide, Weak Acid Diss	0.0013	<DL	0.0020	mg/L		19-OCT-21	R5625038
Cyanide, Total	0.0122		0.0020	mg/L		19-OCT-21	R5625038
Cyanide, Free	0.0010	<DL	0.0020	mg/L		19-OCT-21	R5625038
Organic / Inorganic Carbon							
Dissolved Organic Carbon	30.2	DLM	2.5	mg/L	15-OCT-21	22-OCT-21	R5627859
Total Organic Carbon	27.7		0.50	mg/L		20-OCT-21	R5625877

* Refer to Referenced Information for Qualifiers (if any) and Methodology.

ALS ENVIRONMENTAL ANALYTICAL REPORT

Sample Details/Parameters	Result	Qualifier*	D.L.	Units	Extracted	Analyzed	Batch
L2651589-15 SW26_SW_20211005 Sampled By: Client on 12-OCT-21 @ 10:35 Matrix: Surface Water							
Total Metals							
Aluminum (Al)-Total	0.331		0.0050	mg/L		21-OCT-21	R5626608
Antimony (Sb)-Total	0.000500	<DL	0.00060	mg/L		21-OCT-21	R5626608
Arsenic (As)-Total	0.00106	<T	0.0010	mg/L		21-OCT-21	R5626608
Barium (Ba)-Total	0.0259		0.010	mg/L		21-OCT-21	R5626608
Beryllium (Be)-Total	0.0000024	<DL	0.0010	mg/L		21-OCT-21	R5626608
Bismuth (Bi)-Total	<0.00001	<W	0.0010	mg/L		21-OCT-21	R5626608
Boron (B)-Total	0.0285	<DL	0.050	mg/L		21-OCT-21	R5626608
Cadmium (Cd)-Total	0.000012	<DL	0.000017	mg/L		21-OCT-21	R5626608
Calcium (Ca)-Total	42.0		0.20	mg/L		21-OCT-21	R5626608
Cesium (Cs)-Total	0.0000415		0.000010	mg/L		21-OCT-21	R5626608
Chromium (Cr)-Total	0.00084	<DL	0.0010	mg/L		21-OCT-21	R5626608
Cobalt (Co)-Total	0.000275	<DL	0.00050	mg/L		21-OCT-21	R5626608
Copper (Cu)-Total	0.00324	<T	0.0010	mg/L		21-OCT-21	R5626608
Iron (Fe)-Total	0.389		0.020	mg/L		21-OCT-21	R5626608
Lead (Pb)-Total	0.00017	<T	0.000050	mg/L		21-OCT-21	R5626608
Lithium (Li)-Total	0.0050	<DL	0.050	mg/L		21-OCT-21	R5626608
Magnesium (Mg)-Total	13.7		0.020	mg/L		21-OCT-21	R5626608
Manganese (Mn)-Total	0.0138		0.0010	mg/L		21-OCT-21	R5626608
Mercury (Hg)-Total	0.000005	<DL	0.000030	mg/L		19-OCT-21	R5624487
Molybdenum (Mo)-Total	0.00214	<T	0.0010	mg/L		21-OCT-21	R5626608
Nickel (Ni)-Total	0.00186	<DL	0.0020	mg/L		21-OCT-21	R5626608
Phosphorus (P)-Total	0.015	<DL	0.050	mg/L		21-OCT-21	R5626608
Potassium (K)-Total	3.09		0.50	mg/L		21-OCT-21	R5626608
Rubidium (Rb)-Total	0.00193		0.00020	mg/L		21-OCT-21	R5626608
Selenium (Se)-Total	0.000355	<T	0.000050	mg/L		21-OCT-21	R5626608
Silicon (Si)-Total	4.75		0.10	mg/L		21-OCT-21	R5626608
Silver (Ag)-Total	0.000007	<DL	0.00010	mg/L		21-OCT-21	R5626608
Sodium (Na)-Total	9.83		0.10	mg/L		21-OCT-21	R5626608
Strontium (Sr)-Total	0.140		0.0010	mg/L		21-OCT-21	R5626608
Sulfur (S)-Total	14.4		0.50	mg/L		21-OCT-21	R5626608
Tellurium (Te)-Total	<0.00002	<W	0.0010	mg/L		21-OCT-21	R5626608
Thallium (Tl)-Total	0.000005	<DL	0.00030	mg/L		21-OCT-21	R5626608
Thorium (Th)-Total	0.00006	<DL	0.00010	mg/L		21-OCT-21	R5626608
Tin (Sn)-Total	0.00001	<DL	0.0010	mg/L		21-OCT-21	R5626608
Titanium (Ti)-Total	0.00817		0.0020	mg/L		21-OCT-21	R5626608
Tungsten (W)-Total	0.00003	<DL	0.010	mg/L		21-OCT-21	R5626608
Uranium (U)-Total	0.00134	<DL	0.0050	mg/L		21-OCT-21	R5626608
Vanadium (V)-Total	0.00175	<T	0.0010	mg/L		21-OCT-21	R5626608
Zinc (Zn)-Total	0.0115		0.0030	mg/L		21-OCT-21	R5626608
Zirconium (Zr)-Total	0.000546	<DL	0.0010	mg/L		21-OCT-21	R5626608
Dissolved Metals							

* Refer to Referenced Information for Qualifiers (if any) and Methodology.

ALS ENVIRONMENTAL ANALYTICAL REPORT

Sample Details/Parameters	Result	Qualifier*	D.L.	Units	Extracted	Analyzed	Batch
L2651589-15 SW26_SW_20211005 Sampled By: Client on 12-OCT-21 @ 10:35 Matrix: Surface Water							
Dissolved Metals							
Dissolved Metals Filtration Location	FIELD					21-OCT-21	R5626272
Aluminum (Al)-Dissolved	0.245		0.0050	mg/L		21-OCT-21	R5626669
Antimony (Sb)-Dissolved	0.000495	<DL	0.00060	mg/L		21-OCT-21	R5626669
Arsenic (As)-Dissolved	0.00102	<T	0.0010	mg/L		21-OCT-21	R5626669
Barium (Ba)-Dissolved	0.0246		0.010	mg/L		21-OCT-21	R5626669
Beryllium (Be)-Dissolved	<0.000002	<W	0.0010	mg/L		21-OCT-21	R5626669
Bismuth (Bi)-Dissolved	<0.000002	<W	0.0010	mg/L		21-OCT-21	R5626669
Boron (B)-Dissolved	0.0275	<DL	0.050	mg/L		21-OCT-21	R5626669
Cadmium (Cd)-Dissolved	0.0000080	<DL	0.000017	mg/L		21-OCT-21	R5626669
Calcium (Ca)-Dissolved	40.9		0.20	mg/L		21-OCT-21	R5626669
Cesium (Cs)-Dissolved	0.0000225		0.000010	mg/L		21-OCT-21	R5626669
Chromium (Cr)-Dissolved	0.00053	<DL	0.0010	mg/L		21-OCT-21	R5626669
Cobalt (Co)-Dissolved	0.000186	<DL	0.00050	mg/L		21-OCT-21	R5626669
Copper (Cu)-Dissolved	0.00308	<T	0.0010	mg/L		21-OCT-21	R5626669
Iron (Fe)-Dissolved	0.211		0.020	mg/L		21-OCT-21	R5626669
Lead (Pb)-Dissolved	0.00008	<T	0.000050	mg/L		21-OCT-21	R5626669
Lithium (Li)-Dissolved	0.0050	<DL	0.050	mg/L		21-OCT-21	R5626669
Magnesium (Mg)-Dissolved	13.7		0.020	mg/L		21-OCT-21	R5626669
Manganese (Mn)-Dissolved	0.00266		0.0010	mg/L		21-OCT-21	R5626669
Mercury (Hg)-Dissolved	0.000005	<DL	0.000030	mg/L		19-OCT-21	R5624480
Molybdenum (Mo)-Dissolved	0.00211	<T	0.0010	mg/L		21-OCT-21	R5626669
Nickel (Ni)-Dissolved	0.00146	<DL	0.0020	mg/L		21-OCT-21	R5626669
Phosphorus (P)-Dissolved	0.020	<DL	0.050	mg/L		21-OCT-21	R5626669
Potassium (K)-Dissolved	3.11		0.50	mg/L		21-OCT-21	R5626669
Rubidium (Rb)-Dissolved	0.00167		0.00020	mg/L		21-OCT-21	R5626669
Selenium (Se)-Dissolved	0.000375	<T	0.000050	mg/L		21-OCT-21	R5626669
Silicon (Si)-Dissolved	4.67		0.050	mg/L		21-OCT-21	R5626669
Silver (Ag)-Dissolved	0.0000050	<DL	0.00010	mg/L		21-OCT-21	R5626669
Sodium (Na)-Dissolved	9.98		0.10	mg/L		21-OCT-21	R5626669
Strontium (Sr)-Dissolved	0.141		0.0010	mg/L		21-OCT-21	R5626669
Sulfur (S)-Dissolved	14.0		0.50	mg/L		21-OCT-21	R5626669
Tellurium (Te)-Dissolved	<0.00001	<W	0.0010	mg/L		21-OCT-21	R5626669
Thallium (Tl)-Dissolved	0.000006	<DL	0.00030	mg/L		21-OCT-21	R5626669
Thorium (Th)-Dissolved	0.00012		0.00010	mg/L		21-OCT-21	R5626669
Tin (Sn)-Dissolved	<0.000005	<W	0.0010	mg/L		21-OCT-21	R5626669
Titanium (Ti)-Dissolved	0.00604		0.0020	mg/L		22-OCT-21	R5628008
Tungsten (W)-Dissolved	0.000020	<DL	0.010	mg/L		21-OCT-21	R5626669
Uranium (U)-Dissolved	0.00127	<DL	0.0050	mg/L		21-OCT-21	R5626669
Vanadium (V)-Dissolved	0.00154	<T	0.0010	mg/L		21-OCT-21	R5626669
Zinc (Zn)-Dissolved	0.0080	<T	0.0030	mg/L		21-OCT-21	R5626669
Zirconium (Zr)-Dissolved	0.000976	<DL	0.0010	mg/L		21-OCT-21	R5626669

* Refer to Referenced Information for Qualifiers (if any) and Methodology.

ALS ENVIRONMENTAL ANALYTICAL REPORT

Sample Details/Parameters	Result	Qualifier*	D.L.	Units	Extracted	Analyzed	Batch
L2651589-15 SW26_SW_20211005 Sampled By: Client on 12-OCT-21 @ 10:35 Matrix: Surface Water							
Dissolved Metals							
Aggregate Organics							
Biochemical Oxygen Demand	<2.0	BODF	2.0	mg/L		19-OCT-21	R5627743
Chemical Oxygen Demand	83		10	mg/L	16-OCT-21	20-OCT-21	R5626084
Oil and Grease, Total	<0.2	<W	1.0	mg/L	20-OCT-21	20-OCT-21	R5625087
L2651589-16 SW27_SW_20211005 Sampled By: Client on 13-OCT-21 @ 13:10 Matrix: Surface Water							
Field Tests							
pH, Client Supplied	7.41		0.10	pH		15-OCT-21	R5619716
Temperature, Client Supplied	11.2		0	Degree C		15-OCT-21	R5619716
Physical Tests							
Color, True	117		2.0	CU		16-OCT-21	R5621027
Conductivity (EC)	384		1.0	uS/cm		16-OCT-21	R5621522
Hardness (as CaCO3)	175		0.51	mg/L		22-OCT-21	
pH	7.76		0.10	pH		16-OCT-21	R5621522
Total Suspended Solids	1.5	<DL	3.0	mg/L		17-OCT-21	R5622219
Total Dissolved Solids	244		13	mg/L		17-OCT-21	R5622318
Turbidity	4.48		0.10	NTU		15-OCT-21	R5620765
Anions and Nutrients							
Acidity (as CaCO3)	0.4	<DL	2.0	mg/L		19-OCT-21	R5624617
Alkalinity, Total (as CaCO3)	131		2.0	mg/L		16-OCT-21	R5621522
Ammonia, Total (as N)	0.010	<T	0.0050	mg/L		18-OCT-21	R5622917
Ammonia, Un-ionized (as N)	<0.001	<W	0.010	mg/L		18-OCT-21	
Chloride (Cl)	12.5		0.10	mg/L	15-OCT-21	16-OCT-21	R5621496
Fluoride (F)	0.105		0.020	mg/L	15-OCT-21	16-OCT-21	R5621496
Nitrate (as N)	0.072	<T	0.020	mg/L		16-OCT-21	R5621496
Nitrite (as N)	<0.001	<W	0.010	mg/L		16-OCT-21	R5621496
Total Kjeldahl Nitrogen	1.15		0.050	mg/L	16-OCT-21	21-OCT-21	R5626645
Orthophosphate-Dissolved (as P)	0.0050		0.0030	mg/L	15-OCT-21	17-OCT-21	R5622397
Sulfate (SO4)	56.1		0.30	mg/L		16-OCT-21	R5621496
Cyanides							
Cyanide, Weak Acid Diss	0.0017	<DL	0.0020	mg/L		19-OCT-21	R5625038
Cyanide, Total	0.0020	<T	0.0020	mg/L		19-OCT-21	R5625038
Cyanide, Free	0.0006	<DL	0.0020	mg/L		19-OCT-21	R5625038
Organic / Inorganic Carbon							
Dissolved Organic Carbon	28.9		0.50	mg/L	18-OCT-21	21-OCT-21	R5625883
Total Organic Carbon	28.8		0.50	mg/L		20-OCT-21	R5625877
Total Metals							
Aluminum (Al)-Total	0.162		0.0050	mg/L		21-OCT-21	R5626608
Antimony (Sb)-Total	0.000195	<DL	0.00060	mg/L		21-OCT-21	R5626608
Arsenic (As)-Total	0.00103	<T	0.0010	mg/L		21-OCT-21	R5626608
Barium (Ba)-Total	0.0268		0.010	mg/L		21-OCT-21	R5626608

* Refer to Referenced Information for Qualifiers (if any) and Methodology.

ALS ENVIRONMENTAL ANALYTICAL REPORT

Sample Details/Parameters	Result	Qualifier*	D.L.	Units	Extracted	Analyzed	Batch
L2651589-16 SW27_SW_20211005 Sampled By: Client on 13-OCT-21 @ 13:10 Matrix: Surface Water							
Total Metals							
Beryllium (Be)-Total	<0.0000001	<W	0.0010	mg/L		21-OCT-21	R5626608
Bismuth (Bi)-Total	<0.00001	<W	0.0010	mg/L		21-OCT-21	R5626608
Boron (B)-Total	0.0225	<DL	0.050	mg/L		21-OCT-21	R5626608
Cadmium (Cd)-Total	0.000009	<DL	0.000017	mg/L		21-OCT-21	R5626608
Calcium (Ca)-Total	44.2		0.20	mg/L		21-OCT-21	R5626608
Cesium (Cs)-Total	0.0000205		0.000010	mg/L		21-OCT-21	R5626608
Chromium (Cr)-Total	0.00052	<DL	0.0010	mg/L		21-OCT-21	R5626608
Cobalt (Co)-Total	0.000170	<DL	0.00050	mg/L		21-OCT-21	R5626608
Copper (Cu)-Total	0.00224	<T	0.0010	mg/L		21-OCT-21	R5626608
Iron (Fe)-Total	0.237		0.020	mg/L		21-OCT-21	R5626608
Lead (Pb)-Total	0.00008	<T	0.000050	mg/L		21-OCT-21	R5626608
Lithium (Li)-Total	0.0050	<DL	0.050	mg/L		21-OCT-21	R5626608
Magnesium (Mg)-Total	15.8		0.020	mg/L		21-OCT-21	R5626608
Manganese (Mn)-Total	0.0108		0.0010	mg/L		21-OCT-21	R5626608
Mercury (Hg)-Total	0.000005	<DL	0.000030	mg/L		19-OCT-21	R5624487
Molybdenum (Mo)-Total	0.00125	<T	0.0010	mg/L		21-OCT-21	R5626608
Nickel (Ni)-Total	0.00158	<DL	0.0020	mg/L		21-OCT-21	R5626608
Phosphorus (P)-Total	0.020	<DL	0.050	mg/L		21-OCT-21	R5626608
Potassium (K)-Total	4.20		0.50	mg/L		21-OCT-21	R5626608
Rubidium (Rb)-Total	0.00201		0.00020	mg/L		21-OCT-21	R5626608
Selenium (Se)-Total	0.000245	<T	0.000050	mg/L		21-OCT-21	R5626608
Silicon (Si)-Total	4.92		0.10	mg/L		21-OCT-21	R5626608
Silver (Ag)-Total	0.000003	<DL	0.00010	mg/L		21-OCT-21	R5626608
Sodium (Na)-Total	11.8		0.10	mg/L		21-OCT-21	R5626608
Strontium (Sr)-Total	0.118		0.0010	mg/L		21-OCT-21	R5626608
Sulfur (S)-Total	18.6		0.50	mg/L		21-OCT-21	R5626608
Tellurium (Te)-Total	<0.00002	<W	0.0010	mg/L		21-OCT-21	R5626608
Thallium (Tl)-Total	<0.000005	<W	0.00030	mg/L		21-OCT-21	R5626608
Thorium (Th)-Total	0.00004	<DL	0.00010	mg/L		21-OCT-21	R5626608
Tin (Sn)-Total	0.00001	<DL	0.0010	mg/L		21-OCT-21	R5626608
Titanium (Ti)-Total	0.00442		0.0020	mg/L		21-OCT-21	R5626608
Tungsten (W)-Total	<0.00001	<W	0.010	mg/L		21-OCT-21	R5626608
Uranium (U)-Total	0.00105	<DL	0.0050	mg/L		21-OCT-21	R5626608
Vanadium (V)-Total	0.00130	<T	0.0010	mg/L		21-OCT-21	R5626608
Zinc (Zn)-Total	0.0050	<T	0.0030	mg/L		21-OCT-21	R5626608
Zirconium (Zr)-Total	0.000442	<DL	0.0010	mg/L		21-OCT-21	R5626608
Dissolved Metals							
Dissolved Metals Filtration Location	FIELD					21-OCT-21	R5626272
Aluminum (Al)-Dissolved	0.129		0.0050	mg/L		21-OCT-21	R5626669
Antimony (Sb)-Dissolved	0.000200	<DL	0.00060	mg/L		21-OCT-21	R5626669
Arsenic (As)-Dissolved	0.000985	<DL	0.0010	mg/L		21-OCT-21	R5626669

* Refer to Referenced Information for Qualifiers (if any) and Methodology.

ALS ENVIRONMENTAL ANALYTICAL REPORT

Sample Details/Parameters	Result	Qualifier*	D.L.	Units	Extracted	Analyzed	Batch
L2651589-16 SW27_SW_20211005 Sampled By: Client on 13-OCT-21 @ 13:10 Matrix: Surface Water							
Dissolved Metals							
Barium (Ba)-Dissolved	0.0252		0.010	mg/L		21-OCT-21	R5626669
Beryllium (Be)-Dissolved	<0.000002	<W	0.0010	mg/L		21-OCT-21	R5626669
Bismuth (Bi)-Dissolved	<0.000002	<W	0.0010	mg/L		21-OCT-21	R5626669
Boron (B)-Dissolved	0.0215	<DL	0.050	mg/L		21-OCT-21	R5626669
Cadmium (Cd)-Dissolved	0.0000060	<DL	0.000017	mg/L		21-OCT-21	R5626669
Calcium (Ca)-Dissolved	43.5		0.20	mg/L		21-OCT-21	R5626669
Cesium (Cs)-Dissolved	0.0000105		0.000010	mg/L		21-OCT-21	R5626669
Chromium (Cr)-Dissolved	0.00038	<DL	0.0010	mg/L		21-OCT-21	R5626669
Cobalt (Co)-Dissolved	0.000128	<DL	0.00050	mg/L		21-OCT-21	R5626669
Copper (Cu)-Dissolved	0.00210	<T	0.0010	mg/L		21-OCT-21	R5626669
Iron (Fe)-Dissolved	0.161		0.020	mg/L		21-OCT-21	R5626669
Lead (Pb)-Dissolved	0.00005	<T	0.000050	mg/L		21-OCT-21	R5626669
Lithium (Li)-Dissolved	0.0052	<DL	0.050	mg/L		21-OCT-21	R5626669
Magnesium (Mg)-Dissolved	16.1		0.020	mg/L		21-OCT-21	R5626669
Manganese (Mn)-Dissolved	0.00598		0.0010	mg/L		21-OCT-21	R5626669
Mercury (Hg)-Dissolved	<0.000005	<W	0.000030	mg/L		19-OCT-21	R5624480
Molybdenum (Mo)-Dissolved	0.00117	<T	0.0010	mg/L		21-OCT-21	R5626669
Nickel (Ni)-Dissolved	0.00134	<DL	0.0020	mg/L		21-OCT-21	R5626669
Phosphorus (P)-Dissolved	0.025	<DL	0.050	mg/L		21-OCT-21	R5626669
Potassium (K)-Dissolved	4.22		0.50	mg/L		21-OCT-21	R5626669
Rubidium (Rb)-Dissolved	0.00178		0.00020	mg/L		21-OCT-21	R5626669
Selenium (Se)-Dissolved	0.000330	<T	0.000050	mg/L		21-OCT-21	R5626669
Silicon (Si)-Dissolved	4.91		0.050	mg/L		21-OCT-21	R5626669
Silver (Ag)-Dissolved	0.0000030	<DL	0.00010	mg/L		21-OCT-21	R5626669
Sodium (Na)-Dissolved	12.1		0.10	mg/L		21-OCT-21	R5626669
Strontium (Sr)-Dissolved	0.116		0.0010	mg/L		21-OCT-21	R5626669
Sulfur (S)-Dissolved	17.4		0.50	mg/L		21-OCT-21	R5626669
Tellurium (Te)-Dissolved	<0.00001	<W	0.0010	mg/L		21-OCT-21	R5626669
Thallium (Tl)-Dissolved	0.000004	<DL	0.00030	mg/L		21-OCT-21	R5626669
Thorium (Th)-Dissolved	0.00007	<DL	0.00010	mg/L		21-OCT-21	R5626669
Tin (Sn)-Dissolved	<0.000005	<W	0.0010	mg/L		21-OCT-21	R5626669
Titanium (Ti)-Dissolved	0.00732		0.0020	mg/L		21-OCT-21	R5626669
Tungsten (W)-Dissolved	0.000008	<DL	0.010	mg/L		21-OCT-21	R5626669
Uranium (U)-Dissolved	0.00100	<DL	0.0050	mg/L		21-OCT-21	R5626669
Vanadium (V)-Dissolved	0.00120	<T	0.0010	mg/L		21-OCT-21	R5626669
Zinc (Zn)-Dissolved	0.0050	<T	0.0030	mg/L		21-OCT-21	R5626669
Zirconium (Zr)-Dissolved	0.000628	<DL	0.0010	mg/L		21-OCT-21	R5626669
Aggregate Organics							
Biochemical Oxygen Demand	<2.0		2.0	mg/L		16-OCT-21	R5626021
Chemical Oxygen Demand	71		10	mg/L	16-OCT-21	20-OCT-21	R5626084
Oil and Grease, Total	<0.2	<W	1.0	mg/L	20-OCT-21	20-OCT-21	R5625087

* Refer to Referenced Information for Qualifiers (if any) and Methodology.

ALS ENVIRONMENTAL ANALYTICAL REPORT

Sample Details/Parameters	Result	Qualifier*	D.L.	Units	Extracted	Analyzed	Batch
L2651589-17 SW28_SW_20211005 Sampled By: Client on 12-OCT-21 @ 13:30 Matrix: Surface Water							
Field Tests							
pH, Client Supplied	7.84		0.10	pH		15-OCT-21	R5619716
Temperature, Client Supplied	13.7		0	Degree C		15-OCT-21	R5619716
Physical Tests							
Color, True	66.5		2.0	CU		16-OCT-21	R5621027
Conductivity (EC)	253		1.0	uS/cm		16-OCT-21	R5621522
Hardness (as CaCO3)	137		0.51	mg/L		22-OCT-21	
pH	7.88		0.10	pH		16-OCT-21	R5621522
Total Suspended Solids	5.5		3.0	mg/L		17-OCT-21	R5622262
Total Dissolved Solids	164		13	mg/L		17-OCT-21	R5622317
Turbidity	4.03		0.10	NTU		16-OCT-21	R5620827
Anions and Nutrients							
Acidity (as CaCO3)	<0.2	<W	2.0	mg/L		19-OCT-21	R5624617
Alkalinity, Total (as CaCO3)	135		2.0	mg/L		16-OCT-21	R5621522
Ammonia, Total (as N)	0.020	<T	0.0050	mg/L		20-OCT-21	R5625182
Ammonia, Un-ionized (as N)	<0.001	<W	0.010	mg/L		21-OCT-21	
Chloride (Cl)	2.51		0.10	mg/L	15-OCT-21	16-OCT-21	R5621496
Fluoride (F)	0.083		0.020	mg/L	15-OCT-21	16-OCT-21	R5621496
Nitrate (as N)	<0.002	<W	0.020	mg/L		16-OCT-21	R5621496
Nitrite (as N)	<0.001	<W	0.010	mg/L		16-OCT-21	R5621496
Total Kjeldahl Nitrogen	2.60		0.050	mg/L	16-OCT-21	21-OCT-21	R5626645
Orthophosphate-Dissolved (as P)	<0.0030		0.0030	mg/L	15-OCT-21	17-OCT-21	R5622397
Sulfate (SO4)	1.90	<T	0.30	mg/L		16-OCT-21	R5621496
Cyanides							
Cyanide, Weak Acid Diss	0.0007	<DL	0.0020	mg/L		19-OCT-21	R5625038
Cyanide, Total	0.0018	<DL	0.0020	mg/L		19-OCT-21	R5625038
Cyanide, Free	<0.0001	<W	0.0020	mg/L		19-OCT-21	R5625038
Organic / Inorganic Carbon							
Dissolved Organic Carbon	27.9	DLM	2.5	mg/L	15-OCT-21	22-OCT-21	R5627859
Total Organic Carbon	24.4		0.50	mg/L		20-OCT-21	R5625877
Total Metals							
Aluminum (Al)-Total	0.126		0.0050	mg/L		21-OCT-21	R5626608
Antimony (Sb)-Total	0.000055	<DL	0.00060	mg/L		21-OCT-21	R5626608
Arsenic (As)-Total	0.00096	<DL	0.0010	mg/L		21-OCT-21	R5626608
Barium (Ba)-Total	0.0194		0.010	mg/L		21-OCT-21	R5626608
Beryllium (Be)-Total	<0.0000001	<W	0.0010	mg/L		21-OCT-21	R5626608
Bismuth (Bi)-Total	<0.00001	<W	0.0010	mg/L		21-OCT-21	R5626608
Boron (B)-Total	0.0135	<DL	0.050	mg/L		21-OCT-21	R5626608
Cadmium (Cd)-Total	0.000008	<DL	0.000017	mg/L		21-OCT-21	R5626608
Calcium (Ca)-Total	32.8		0.20	mg/L		21-OCT-21	R5626608
Cesium (Cs)-Total	0.0000185		0.000010	mg/L		21-OCT-21	R5626608
Chromium (Cr)-Total	0.00040	<DL	0.0010	mg/L		21-OCT-21	R5626608
Cobalt (Co)-Total	0.000145	<DL	0.00050	mg/L		21-OCT-21	R5626608

* Refer to Referenced Information for Qualifiers (if any) and Methodology.

ALS ENVIRONMENTAL ANALYTICAL REPORT

Sample Details/Parameters	Result	Qualifier*	D.L.	Units	Extracted	Analyzed	Batch
L2651589-17 SW28_SW_20211005 Sampled By: Client on 12-OCT-21 @ 13:30 Matrix: Surface Water							
Total Metals							
Copper (Cu)-Total	0.00122	<T	0.0010	mg/L		21-OCT-21	R5626608
Iron (Fe)-Total	0.243		0.020	mg/L		21-OCT-21	R5626608
Lead (Pb)-Total	0.00008	<T	0.000050	mg/L		21-OCT-21	R5626608
Lithium (Li)-Total	0.0042	<DL	0.050	mg/L		21-OCT-21	R5626608
Magnesium (Mg)-Total	13.7		0.020	mg/L		21-OCT-21	R5626608
Manganese (Mn)-Total	0.0156		0.0010	mg/L		21-OCT-21	R5626608
Mercury (Hg)-Total	<0.000005	<W	0.000030	mg/L		19-OCT-21	R5624487
Molybdenum (Mo)-Total	0.000830	<DL	0.0010	mg/L		21-OCT-21	R5626608
Nickel (Ni)-Total	0.00092	<DL	0.0020	mg/L		21-OCT-21	R5626608
Phosphorus (P)-Total	0.030	<DL	0.050	mg/L		21-OCT-21	R5626608
Potassium (K)-Total	1.85		0.50	mg/L		21-OCT-21	R5626608
Rubidium (Rb)-Total	0.00191		0.00020	mg/L		21-OCT-21	R5626608
Selenium (Se)-Total	0.000145	<T	0.000050	mg/L		21-OCT-21	R5626608
Silicon (Si)-Total	3.07		0.10	mg/L		21-OCT-21	R5626608
Silver (Ag)-Total	0.000001	<DL	0.00010	mg/L		21-OCT-21	R5626608
Sodium (Na)-Total	2.03		0.10	mg/L		21-OCT-21	R5626608
Strontium (Sr)-Total	0.0714		0.0010	mg/L		21-OCT-21	R5626608
Sulfur (S)-Total	1.0		0.50	mg/L		21-OCT-21	R5626608
Tellurium (Te)-Total	<0.00002	<W	0.0010	mg/L		21-OCT-21	R5626608
Thallium (Tl)-Total	<0.000005	<W	0.00030	mg/L		21-OCT-21	R5626608
Thorium (Th)-Total	0.00001	<DL	0.00010	mg/L		21-OCT-21	R5626608
Tin (Sn)-Total	<0.00001	<W	0.0010	mg/L		21-OCT-21	R5626608
Titanium (Ti)-Total	0.00333		0.0020	mg/L		21-OCT-21	R5626608
Tungsten (W)-Total	<0.00001	<W	0.010	mg/L		21-OCT-21	R5626608
Uranium (U)-Total	0.000724	<DL	0.0050	mg/L		21-OCT-21	R5626608
Vanadium (V)-Total	0.00090	<DL	0.0010	mg/L		21-OCT-21	R5626608
Zinc (Zn)-Total	0.0010	<DL	0.0030	mg/L		21-OCT-21	R5626608
Zirconium (Zr)-Total	0.000216	<DL	0.0010	mg/L		21-OCT-21	R5626608
Dissolved Metals							
Dissolved Metals Filtration Location	FIELD					21-OCT-21	R5626272
Aluminum (Al)-Dissolved	0.0172	<T	0.0050	mg/L		21-OCT-21	R5626669
Antimony (Sb)-Dissolved	0.000055	<DL	0.00060	mg/L		21-OCT-21	R5626669
Arsenic (As)-Dissolved	0.000891	<DL	0.0010	mg/L		21-OCT-21	R5626669
Barium (Ba)-Dissolved	0.0175		0.010	mg/L		21-OCT-21	R5626669
Beryllium (Be)-Dissolved	<0.000002	<W	0.0010	mg/L		21-OCT-21	R5626669
Bismuth (Bi)-Dissolved	<0.000002	<W	0.0010	mg/L		21-OCT-21	R5626669
Boron (B)-Dissolved	0.0135	<DL	0.050	mg/L		21-OCT-21	R5626669
Cadmium (Cd)-Dissolved	0.0000060	<DL	0.000017	mg/L		21-OCT-21	R5626669
Calcium (Ca)-Dissolved	32.2		0.20	mg/L		21-OCT-21	R5626669
Cesium (Cs)-Dissolved	0.0000020	<DL	0.000010	mg/L		21-OCT-21	R5626669
Chromium (Cr)-Dissolved	0.00012	<DL	0.0010	mg/L		21-OCT-21	R5626669

* Refer to Referenced Information for Qualifiers (if any) and Methodology.

ALS ENVIRONMENTAL ANALYTICAL REPORT

Sample Details/Parameters	Result	Qualifier*	D.L.	Units	Extracted	Analyzed	Batch
L2651589-17 SW28_SW_20211005 Sampled By: Client on 12-OCT-21 @ 13:30 Matrix: Surface Water							
Dissolved Metals							
Cobalt (Co)-Dissolved	0.000082	<DL	0.00050	mg/L		21-OCT-21	R5626669
Copper (Cu)-Dissolved	0.00098	<DL	0.0010	mg/L		21-OCT-21	R5626669
Iron (Fe)-Dissolved	0.0805		0.020	mg/L		21-OCT-21	R5626669
Lead (Pb)-Dissolved	0.00001	<DL	0.000050	mg/L		21-OCT-21	R5626669
Lithium (Li)-Dissolved	0.0044	<DL	0.050	mg/L		21-OCT-21	R5626669
Magnesium (Mg)-Dissolved	13.8		0.020	mg/L		21-OCT-21	R5626669
Manganese (Mn)-Dissolved	0.00614		0.0010	mg/L		21-OCT-21	R5626669
Mercury (Hg)-Dissolved	<0.000005	<W	0.000030	mg/L		19-OCT-21	R5624480
Molybdenum (Mo)-Dissolved	0.000814	<DL	0.0010	mg/L		21-OCT-21	R5626669
Nickel (Ni)-Dissolved	0.00062	<DL	0.0020	mg/L		21-OCT-21	R5626669
Phosphorus (P)-Dissolved	0.020	<DL	0.050	mg/L		21-OCT-21	R5626669
Potassium (K)-Dissolved	1.84		0.50	mg/L		21-OCT-21	R5626669
Rubidium (Rb)-Dissolved	0.00153		0.00020	mg/L		21-OCT-21	R5626669
Selenium (Se)-Dissolved	0.000165	<T	0.000050	mg/L		21-OCT-21	R5626669
Silicon (Si)-Dissolved	2.95		0.050	mg/L		21-OCT-21	R5626669
Silver (Ag)-Dissolved	0.0000010	<DL	0.00010	mg/L		21-OCT-21	R5626669
Sodium (Na)-Dissolved	2.14		0.10	mg/L		21-OCT-21	R5626669
Strontium (Sr)-Dissolved	0.0711		0.0010	mg/L		21-OCT-21	R5626669
Sulfur (S)-Dissolved	1.0		0.50	mg/L		21-OCT-21	R5626669
Tellurium (Te)-Dissolved	0.00001	<DL	0.0010	mg/L		21-OCT-21	R5626669
Thallium (Tl)-Dissolved	<0.000002	<W	0.00030	mg/L		21-OCT-21	R5626669
Thorium (Th)-Dissolved	<0.00001	<W	0.00010	mg/L		21-OCT-21	R5626669
Tin (Sn)-Dissolved	<0.000005	<W	0.0010	mg/L		21-OCT-21	R5626669
Titanium (Ti)-Dissolved	0.00106	<DL	0.0020	mg/L		21-OCT-21	R5626669
Tungsten (W)-Dissolved	<0.000002	<W	0.010	mg/L		21-OCT-21	R5626669
Uranium (U)-Dissolved	0.000709	<DL	0.0050	mg/L		21-OCT-21	R5626669
Vanadium (V)-Dissolved	0.00060	<DL	0.0010	mg/L		21-OCT-21	R5626669
Zinc (Zn)-Dissolved	0.0010	<DL	0.0030	mg/L		21-OCT-21	R5626669
Zirconium (Zr)-Dissolved	0.000196	<DL	0.0010	mg/L		21-OCT-21	R5626669
Aggregate Organics							
Biochemical Oxygen Demand	<2.0	BODF	2.0	mg/L		19-OCT-21	R5627743
Chemical Oxygen Demand	65		10	mg/L	16-OCT-21	20-OCT-21	R5626084
Oil and Grease, Total	<0.2	<W	1.0	mg/L	20-OCT-21	20-OCT-21	R5625087
L2651589-18 TB_SW_20211005 Sampled By: Client on 13-OCT-21 @ 12:00 Matrix: Surface Water							
Physical Tests							
Color, True	<2.0		2.0	CU		16-OCT-21	R5621027
Conductivity (EC)	<0.2	<W	1.0	uS/cm		16-OCT-21	R5621522
Hardness (as CaCO3)	<0.51		0.51	mg/L		22-OCT-21	
pH	5.37		0.10	pH		16-OCT-21	R5621522
Total Suspended Solids	<0.5	<W	3.0	mg/L		17-OCT-21	R5622219

* Refer to Referenced Information for Qualifiers (if any) and Methodology.

ALS ENVIRONMENTAL ANALYTICAL REPORT

Sample Details/Parameters	Result	Qualifier*	D.L.	Units	Extracted	Analyzed	Batch
L2651589-18 TB_SW_20211005 Sampled By: Client on 13-OCT-21 @ 12:00 Matrix: Surface Water							
Physical Tests							
Total Dissolved Solids	<2	<W	10	mg/L		17-OCT-21	R5622318
Turbidity	<0.10		0.10	NTU		16-OCT-21	R5620827
Anions and Nutrients							
Acidity (as CaCO3)	<0.2	<W	2.0	mg/L		19-OCT-21	R5624617
Alkalinity, Total (as CaCO3)	0.2	<DL	2.0	mg/L		16-OCT-21	R5621522
Ammonia, Total (as N)	<0.002	<W	0.0050	mg/L		20-OCT-21	R5625182
Chloride (Cl)	<0.10		0.10	mg/L	15-OCT-21	16-OCT-21	R5621496
Fluoride (F)	<0.020		0.020	mg/L	15-OCT-21	16-OCT-21	R5621496
Nitrate (as N)	<0.002	<W	0.020	mg/L		16-OCT-21	R5621496
Nitrite (as N)	<0.001	<W	0.010	mg/L		16-OCT-21	R5621496
Total Kjeldahl Nitrogen	<0.050		0.050	mg/L	16-OCT-21	21-OCT-21	R5626645
Orthophosphate-Dissolved (as P)	<0.0030		0.0030	mg/L	15-OCT-21	17-OCT-21	R5622397
Sulfate (SO4)	<0.05	<W	0.30	mg/L		16-OCT-21	R5621496
Cyanides							
Cyanide, Weak Acid Diss	0.0006	<DL	0.0020	mg/L		19-OCT-21	R5625038
Cyanide, Total	0.0002	<DL	0.0020	mg/L		19-OCT-21	R5625038
Cyanide, Free	<0.0001	<W	0.0020	mg/L		19-OCT-21	R5625038
Organic / Inorganic Carbon							
Dissolved Organic Carbon	<0.50		0.50	mg/L	18-OCT-21	21-OCT-21	R5625883
Total Organic Carbon	<0.50		0.50	mg/L		20-OCT-21	R5625877
Total Metals							
Aluminum (Al)-Total	<0.0002	<W	0.0050	mg/L		21-OCT-21	R5626608
Antimony (Sb)-Total	<0.000005	<W	0.00060	mg/L		21-OCT-21	R5626608
Arsenic (As)-Total	0.00002	<DL	0.0010	mg/L		21-OCT-21	R5626608
Barium (Ba)-Total	<0.00001	<W	0.010	mg/L		21-OCT-21	R5626608
Beryllium (Be)-Total	<0.0000001	<W	0.0010	mg/L		21-OCT-21	R5626608
Bismuth (Bi)-Total	<0.00001	<W	0.0010	mg/L		21-OCT-21	R5626608
Boron (B)-Total	<0.0005	<W	0.050	mg/L		21-OCT-21	R5626608
Cadmium (Cd)-Total	<0.000001	<W	0.000017	mg/L		21-OCT-21	R5626608
Calcium (Ca)-Total	<0.002	<W	0.20	mg/L		21-OCT-21	R5626608
Cesium (Cs)-Total	<0.0000005	<W	0.000010	mg/L		21-OCT-21	R5626608
Chromium (Cr)-Total	0.00010	<DL	0.0010	mg/L		21-OCT-21	R5626608
Cobalt (Co)-Total	<0.000005	<W	0.00050	mg/L		21-OCT-21	R5626608
Copper (Cu)-Total	<0.00002	<W	0.0010	mg/L		21-OCT-21	R5626608
Iron (Fe)-Total	<0.0005	<W	0.020	mg/L		21-OCT-21	R5626608
Lead (Pb)-Total	<0.00001	<W	0.000050	mg/L		21-OCT-21	R5626608
Lithium (Li)-Total	<0.0002	<W	0.050	mg/L		21-OCT-21	R5626608
Magnesium (Mg)-Total	<0.0002	<W	0.020	mg/L		21-OCT-21	R5626608
Manganese (Mn)-Total	<0.0002	<W	0.0010	mg/L		21-OCT-21	R5626608
Mercury (Hg)-Total	<0.000005	<W	0.000030	mg/L		19-OCT-21	R5624487
Molybdenum (Mo)-Total	<0.000005	<W	0.0010	mg/L		21-OCT-21	R5626608
Nickel (Ni)-Total	<0.00002	<W	0.0020	mg/L		21-OCT-21	R5626608

* Refer to Referenced Information for Qualifiers (if any) and Methodology.

ALS ENVIRONMENTAL ANALYTICAL REPORT

Sample Details/Parameters	Result	Qualifier*	D.L.	Units	Extracted	Analyzed	Batch
L2651589-18 TB_SW_20211005 Sampled By: Client on 13-OCT-21 @ 12:00 Matrix: Surface Water							
Total Metals							
Phosphorus (P)-Total	<0.005	<W	0.050	mg/L		21-OCT-21	R5626608
Potassium (K)-Total	<0.01	<W	0.50	mg/L		21-OCT-21	R5626608
Rubidium (Rb)-Total	<0.000002	<W	0.00020	mg/L		21-OCT-21	R5626608
Selenium (Se)-Total	<0.000005	<W	0.000050	mg/L		21-OCT-21	R5626608
Silicon (Si)-Total	<0.002	<W	0.10	mg/L		21-OCT-21	R5626608
Silver (Ag)-Total	<0.000001	<W	0.00010	mg/L		21-OCT-21	R5626608
Sodium (Na)-Total	<0.005	<W	0.10	mg/L		21-OCT-21	R5626608
Strontium (Sr)-Total	<0.000005	<W	0.0010	mg/L		21-OCT-21	R5626608
Sulfur (S)-Total	<0.2	<W	0.50	mg/L		21-OCT-21	R5626608
Tellurium (Te)-Total	<0.00002	<W	0.0010	mg/L		21-OCT-21	R5626608
Thallium (Tl)-Total	<0.000005	<W	0.00030	mg/L		21-OCT-21	R5626608
Thorium (Th)-Total	<0.00001	<W	0.00010	mg/L		21-OCT-21	R5626608
Tin (Sn)-Total	<0.00001	<W	0.0010	mg/L		21-OCT-21	R5626608
Titanium (Ti)-Total	0.00001	<DL	0.0020	mg/L		21-OCT-21	R5626608
Tungsten (W)-Total	<0.00001	<W	0.010	mg/L		21-OCT-21	R5626608
Uranium (U)-Total	<0.0000005	<W	0.0050	mg/L		21-OCT-21	R5626608
Vanadium (V)-Total	<0.00005	<W	0.0010	mg/L		21-OCT-21	R5626608
Zinc (Zn)-Total	<0.0005	<W	0.0030	mg/L		21-OCT-21	R5626608
Zirconium (Zr)-Total	<0.000002	<W	0.0010	mg/L		21-OCT-21	R5626608
Dissolved Metals							
Dissolved Metals Filtration Location	FIELD					21-OCT-21	R5626272
Aluminum (Al)-Dissolved	0.0002	<DL	0.0050	mg/L		21-OCT-21	R5626669
Antimony (Sb)-Dissolved	<0.000005	<W	0.00060	mg/L		21-OCT-21	R5626669
Arsenic (As)-Dissolved	<0.0000002	<W	0.0010	mg/L		21-OCT-21	R5626669
Barium (Ba)-Dissolved	<0.000005	<W	0.010	mg/L		21-OCT-21	R5626669
Beryllium (Be)-Dissolved	<0.000002	<W	0.0010	mg/L		21-OCT-21	R5626669
Bismuth (Bi)-Dissolved	<0.000002	<W	0.0010	mg/L		21-OCT-21	R5626669
Boron (B)-Dissolved	<0.0005	<W	0.050	mg/L		21-OCT-21	R5626669
Cadmium (Cd)-Dissolved	<0.0000005	<W	0.000017	mg/L		21-OCT-21	R5626669
Calcium (Ca)-Dissolved	<0.002	<W	0.20	mg/L		21-OCT-21	R5626669
Cesium (Cs)-Dissolved	<0.0000005	<W	0.000010	mg/L		21-OCT-21	R5626669
Chromium (Cr)-Dissolved	0.00009	<DL	0.0010	mg/L		21-OCT-21	R5626669
Cobalt (Co)-Dissolved	<0.000002	<W	0.00050	mg/L		21-OCT-21	R5626669
Copper (Cu)-Dissolved	<0.00002	<W	0.0010	mg/L		21-OCT-21	R5626669
Iron (Fe)-Dissolved	<0.0005	<W	0.020	mg/L		21-OCT-21	R5626669
Lead (Pb)-Dissolved	<0.00001	<W	0.000050	mg/L		21-OCT-21	R5626669
Lithium (Li)-Dissolved	<0.0002	<W	0.050	mg/L		21-OCT-21	R5626669
Magnesium (Mg)-Dissolved	<0.0005	<W	0.020	mg/L		21-OCT-21	R5626669
Manganese (Mn)-Dissolved	<0.00002	<W	0.0010	mg/L		21-OCT-21	R5626669
Mercury (Hg)-Dissolved	<0.000005	<W	0.000030	mg/L		19-OCT-21	R5624480
Molybdenum (Mo)-Dissolved	<0.000002	<W	0.0010	mg/L		21-OCT-21	R5626669

* Refer to Referenced Information for Qualifiers (if any) and Methodology.

ALS ENVIRONMENTAL ANALYTICAL REPORT

Sample Details/Parameters	Result	Qualifier*	D.L.	Units	Extracted	Analyzed	Batch
L2651589-18 TB_SW_20211005 Sampled By: Client on 13-OCT-21 @ 12:00 Matrix: Surface Water							
Dissolved Metals							
Nickel (Ni)-Dissolved	<0.00002	<W	0.0020	mg/L		21-OCT-21	R5626669
Phosphorus (P)-Dissolved	<0.005	<W	0.050	mg/L		21-OCT-21	R5626669
Potassium (K)-Dissolved	0.01	<DL	0.50	mg/L		21-OCT-21	R5626669
Rubidium (Rb)-Dissolved	<0.000002	<W	0.00020	mg/L		21-OCT-21	R5626669
Selenium (Se)-Dissolved	<0.000005	<W	0.000050	mg/L		21-OCT-21	R5626669
Silicon (Si)-Dissolved	<0.005	<W	0.050	mg/L		21-OCT-21	R5626669
Silver (Ag)-Dissolved	<0.0000005	<W	0.00010	mg/L		21-OCT-21	R5626669
Sodium (Na)-Dissolved	<0.005	<W	0.10	mg/L		21-OCT-21	R5626669
Strontium (Sr)-Dissolved	<0.00002	<W	0.0010	mg/L		21-OCT-21	R5626669
Sulfur (S)-Dissolved	0.2	<DL	0.50	mg/L		21-OCT-21	R5626669
Tellurium (Te)-Dissolved	<0.00001	<W	0.0010	mg/L		21-OCT-21	R5626669
Thallium (Tl)-Dissolved	<0.000002	<W	0.00030	mg/L		21-OCT-21	R5626669
Thorium (Th)-Dissolved	<0.00001	<W	0.00010	mg/L		21-OCT-21	R5626669
Tin (Sn)-Dissolved	0.000015	<DL	0.0010	mg/L		21-OCT-21	R5626669
Titanium (Ti)-Dissolved	<0.00002	<W	0.0020	mg/L		21-OCT-21	R5626669
Tungsten (W)-Dissolved	<0.000002	<W	0.010	mg/L		21-OCT-21	R5626669
Uranium (U)-Dissolved	<0.0000005	<W	0.0050	mg/L		21-OCT-21	R5626669
Vanadium (V)-Dissolved	<0.00002	<W	0.0010	mg/L		21-OCT-21	R5626669
Zinc (Zn)-Dissolved	<0.0002	<W	0.0030	mg/L		21-OCT-21	R5626669
Zirconium (Zr)-Dissolved	<0.000002	<W	0.0010	mg/L		21-OCT-21	R5626669
Aggregate Organics							
Biochemical Oxygen Demand	<2.0		2.0	mg/L		16-OCT-21	R5626021
Chemical Oxygen Demand	10		10	mg/L	16-OCT-21	20-OCT-21	R5626084
Oil and Grease, Total	0.2	<DL	1.0	mg/L	20-OCT-21	20-OCT-21	R5625087

* Refer to Referenced Information for Qualifiers (if any) and Methodology.

Reference Information

QC Samples with Qualifiers & Comments:

QC Type Description	Parameter	Qualifier	Applies to Sample Number(s)
Method Blank	Total Organic Carbon	B	L2651589-10, -11, -12, -13, -14, -15, -16, -17, -18, -9
Matrix Spike	Calcium (Ca)-Dissolved	MS-B	L2651589-1, -10, -11, -12, -13, -14, -15, -16, -17, -18, -2, -3, -4, -5, -6, -7, -8, -9
Matrix Spike	Magnesium (Mg)-Dissolved	MS-B	L2651589-1, -10, -11, -12, -13, -14, -15, -16, -17, -18, -2, -3, -4, -5, -6, -7, -8, -9
Matrix Spike	Sodium (Na)-Dissolved	MS-B	L2651589-1, -10, -11, -12, -13, -14, -15, -16, -17, -18, -2, -3, -4, -5, -6, -7, -8, -9
Matrix Spike	Strontium (Sr)-Dissolved	MS-B	L2651589-1, -10, -11, -12, -13, -14, -15, -16, -17, -18, -2, -3, -4, -5, -6, -7, -8, -9
Matrix Spike	Calcium (Ca)-Total	MS-B	L2651589-1, -10, -11, -12, -13, -14, -15, -16, -17, -18, -2, -3, -4, -5, -6, -7, -8, -9
Matrix Spike	Magnesium (Mg)-Total	MS-B	L2651589-1, -10, -11, -12, -13, -14, -15, -16, -17, -18, -2, -3, -4, -5, -6, -7, -8, -9
Matrix Spike	Manganese (Mn)-Total	MS-B	L2651589-1, -10, -11, -12, -13, -14, -15, -16, -17, -18, -2, -3, -4, -5, -6, -7, -8, -9
Matrix Spike	Sodium (Na)-Total	MS-B	L2651589-1, -10, -11, -12, -13, -14, -15, -16, -17, -18, -2, -3, -4, -5, -6, -7, -8, -9
Matrix Spike	Strontium (Sr)-Total	MS-B	L2651589-1, -10, -11, -12, -13, -14, -15, -16, -17, -18, -2, -3, -4, -5, -6, -7, -8, -9
Matrix Spike	Nitrate (as N)	MS-B	L2651589-11, -12, -13, -14, -3, -4
Matrix Spike	Sulfate (SO4)	MS-B	L2651589-11, -12, -13, -14, -3, -4
Matrix Spike	Total Organic Carbon	MS-B	L2651589-10, -11, -12, -13, -14, -15, -16, -17, -18, -9

Sample Parameter Qualifier key listed:

Qualifier	Description
<DL	Recorded value = measured amount <LMDL (non-zero)
<T	A Measurable Trace Amount: Interpret With Caution
<W	No Measurable Response (Zero): < Reported Value
B	Method Blank exceeds ALS DQO. Associated sample results which are < Limit of Reporting or > 5 times blank level are considered reliable.
BODF	BOD analyzed from frozen (preserved) sample. Hold time for unpreserved samples was exceeded, but freezing can extend hold time to at least 1 month, according to ISO 5667-3 (2018).
DLM	Detection Limit Adjusted due to sample matrix effects (e.g. chemical interference, colour, turbidity).
MS-B	Matrix Spike recovery could not be accurately calculated due to high analyte background in sample.
PEHR	Parameter Exceeded Recommended Holding Time On Receipt: Proceed With Analysis As Requested.
PEHT	Parameter Exceeded Recommended Holding Time Prior to Analysis
RRV	Reported Result Verified By Repeat Analysis

Test Method References:

ALS Test Code	Matrix	Test Description	Method Reference**
ACY-MISA-TB	Effluent	Acidity (as CaCO3)	APHA 2310 B-POTENTIOMETRIC TITRATION
Aqueous matrices are analyzed by potentiometry. Acidity reported includes acidity caused by hydrolyzable metals present in the sample.			
ALK-MISA-TB	Effluent	Alkalinity, Total (as CaCO3)	APHA 2320 B-Auto-Pot. Titration
This analysis is carried out using procedures adapted from APHA Method 2320 "Alkalinity". Total alkalinity is determined by potentiometric titration to a pH 4.5 endpoint. Bicarbonate, carbonate and hydroxide alkalinity are calculated from phenolphthalein alkalinity and total alkalinity values.			
BOD-TB	Water	Biochemical Oxygen Demand (BOD)	APHA 5210 B- BIOCHEMICAL OXYGEN DEMAND
All forms of biochemical oxygen demand (BOD) are determined by diluting and incubating a sample for a specified time period, and measuring the oxygen depletion using a dissolved oxygen meter. Dissolved BOD (SOLUBLE) is determined by filtering the sample through a glass fibre filter prior to dilution. Carbonaceous BOD (CBOD) is determined by adding a nitrification inhibitor to the diluted sample prior to incubation.			
CL-L-IC-N-TB	Water	Chloride in Water by IC (Low Level)	EPA 300.1 (mod)
Inorganic anions are analyzed by Ion Chromatography with conductivity and/or UV detection.			
CN-FREE-MISA-CFA-WT	Effluent	Free Cyanide by Continuous Flow Analyzer	ASTM D7237-10 (modified)
This analysis is carried out using procedures adapted from ASTM Method 7237 "Free Cyanide with Flow Injection Analysis (FIA) Utilizing Gas Diffusion Separation and Amperometric Detection". Free cyanide is determined by in-line gas diffusion at pH 6 with final determination by colourimetric analysis.			
CN-T-MISA-CFA-WT	Effluent	Total Cyanide by CFA	ISO 14403-2:2012 (modified)
This analysis is carried out using procedures adapted from ISO Method 14403:2002 "Determination of Total Cyanide using Flow Analysis (FIA and CFA)". Total or strong acid dissociable (SAD) cyanide is determined by in-line UV digestion along with sample distillation and final determination by			

Reference Information

colourimetric analysis.
Method Limitation: This method is susceptible to interference from thiocyanate (SCN). If SCN is present in the sample, there could be a positive interference with this method, but it would be less than 1% and could be as low as zero.

CN-WAD-MISA-CFA-WT	Effluent	Weak Acid Dissociable Cyanide by CFA	APHA 4500-CN CYANIDE (modified)

This analysis is carried out using procedures adapted from APHA Method 4500-CN I. "Weak Acid Dissociable Cyanide". Weak Acid Dissociable (WAD) cyanide is determined by in-line sample distillation with final determination by colourimetric analysis.

COD-TB	Water	Chemical Oxygen Demand	APHA 5220D

This analysis is carried out using procedures adapted from APHA Method 5220 "Chemical Oxygen Demand (COD)". Chemical oxygen demand is determined using the closed reflux colourimetric method.

COLOUR-TB	Water	Colour, True	APHA 2120 C

True Colour in aqueous matrices is analyzed using colourimetric detection. This is determined by filtering a sample through a 0.45 micron membrane filter followed by analysis of the filtrate using a platinum-cobalt standard.

DOC-WT	Effluent	Dissolved Organic Carbon for MISA	APHA 5310 B-Instrumental
EC-MISA-TB	Effluent	Conductivity (EC)	APHA 2510 B-ELECTRODE

This analysis is carried out using procedures adapted from APHA Method 2510 "Conductivity". Conductivity is determined using a conductivity electrode.

F-IC-N-TB	Water	Fluoride in Water by IC	EPA 300.1 (mod)

Inorganic anions are analyzed by Ion Chromatography with conductivity and/or UV detection.

HARDNESS-CALC-TB	Effluent	Hardness (as CaCO3)	CALCULATION
HG-DIS-WT	Effluent	Mercury (Hg)-Dissolved for MISA	SW846 7470A
HG-TOT-WT	Effluent	Mercury (Hg)-Total for MISA	SW846 7470A
MET-D-MISA-TB	Effluent	Dissolved Metals in Water (MISA)	APHA 3030B/6020B (mod)

Water samples are filtered (0.45 um), preserved with nitric acid, and analyzed by CRC ICPMS.

Method Limitation (re: Sulfur): Sulfide and volatile sulfur species may not be recovered by this method.

MET-T-MISA-TB	Effluent	Total Metals in Water (MISA)	EPA 200.2/6020B (mod)

Water samples are digested with nitric and hydrochloric acids, and analyzed by CRC ICPMS.

Method Limitation (re: Sulfur): Sulfide and volatile sulfur species may not be recovered by this method.

NH3-MISA-F-TB	Effluent	Ammonia by Discrete Analyzer	catnr 157/158 062217/99321057 (modified)

Ammonia is determined by Flow-injection analysis with fluorescence detection

NH3-UNION-CALC-TB	Effluent	Un-ionized ammonia	Calculation
NO2-MISA-IC-TB	Effluent	Nitrite in Water by IC	EPA 300.1 (mod)

Anions in aqueous matrices are analyzed using ion chromatography with conductivity and/or UV absorbance detectors.

NO3-MISA-IC-TB	Effluent	Nitrate in Water by IC	EPA 300.1 (mod)

Anions in aqueous matrices are analyzed using ion chromatography with conductivity and/or UV absorbance detectors.

OGG-TOT-WT	Effluent	Oil and Grease, Total for MISA	APHA 5520 B-Hexane Gravimetric
PH-CLIENT-TB	Water	pH	Result supplied by Client
PH-MISA-TB	Effluent	pH	APHA 4500-H-ELECTRODE

This analysis is carried out using procedures adapted from APHA Method 4500-H "pH Value". The pH is determined in the laboratory using a pH

Reference Information

	electrode		
PO4-DO-COL-TB	Water	Dissolved Orthophosphate	APHA 4500-P B, F, G (modified)
	Phosphorus in aqueous matrices is analyzed using discrete Analyzer with colourimetric detection.		
SO4-MISA-IC-TB	Effluent	Sulfate in Water by IC	EPA 300.1 (mod)
	Anions in aqueous matrices are analyzed using ion chromatography with conductivity and/or UV absorbance detectors.		
TDS-MISA-TB	Effluent	Total Dissolved Solids	APHA 2540 C (modified)
	Aqueous matrices are analyzed using gravimetry and evaporation		
TEMP-CLIENT-TB	Water	Temperature	Result supplied by Client
TKN-F-TB	Water	TKN in Water by Fluorescence	catnr 157/158, 062818/99334821
	Total Kjeldahl Nitrogen is determined using block digestion followed by Flow-injection analysis with fluorescence detection		
TOC-WT	Water	Total Organic Carbon	APHA 5310B
	Sample is injected into a heated reaction chamber which is packed with an oxidative catalyst. The water is vaporized and the organic cabon is oxidized to carbon dioxide. The carbon dioxide is transported in a carrier gas and is measured by a non-dispersive infrared detector.		
TSS-MISA-TB	Effluent	Total Suspended Solids	APHA 2540 D (modified)
	Aqueous matrices are analyzed using gravimetry		
TURBIDITY-TB	Water	Turbidity	APHA 2130 B-Nephelometer
	Aqueous matrices are analyzed using nephelometry with the light scatter measured at a 90” angle.		

** ALS test methods may incorporate modifications from specified reference methods to improve performance.

The last two letters of the above test code(s) indicate the laboratory that performed analytical analysis for that test. Refer to the list below:

Laboratory Definition Code	Laboratory Location
TB	ALS ENVIRONMENTAL - THUNDER BAY, ONTARIO, CANADA
WT	ALS ENVIRONMENTAL - WATERLOO, ONTARIO, CANADA

Chain of Custody Numbers:

GLOSSARY OF REPORT TERMS

Surrogates are compounds that are similar in behaviour to target analyte(s), but that do not normally occur in environmental samples. For applicable tests, surrogates are added to samples prior to analysis as a check on recovery. In reports that display the D.L. column, laboratory objectives for surrogates are listed there.
mg/kg - milligrams per kilogram based on dry weight of sample
mg/kg wwt - milligrams per kilogram based on wet weight of sample
mg/kg lwt - milligrams per kilogram based on lipid weight of sample
mg/L - unit of concentration based on volume, parts per million.
< - Less than.
D.L. - The reporting limit.
N/A - Result not available. Refer to qualifier code and definition for explanation.

Test results reported relate only to the samples as received by the laboratory.
UNLESS OTHERWISE STATED, ALL SAMPLES WERE RECEIVED IN ACCEPTABLE CONDITION.
Analytical results in unsigned test reports with the DRAFT watermark are subject to change, pending final QC review.

Quality Control Report

Workorder: L2651589 Report Date: 23-DEC-21

Client: New Gold Inc. Rainy River Project
24 Marr Rd
Barwick ON P0W 1A0

Contact: Garnet Cornell

Test	Matrix	Reference	Result	Qualifier	Units	RPD	Limit	Analyzed
BOD-TB	**Water**							
Batch **R5626021**								
WG3638955-8 DUP		**L2651706-6**						
Biochemical Oxygen Demand		<2.0	<2.0	RPD-NA	mg/L	N/A	30	16-OCT-21
WG3638955-6 LCS								
Biochemical Oxygen Demand			88.0		%		85-115	16-OCT-21
WG3638955-5 MB								
Biochemical Oxygen Demand			<2.0		mg/L		2	16-OCT-21
Batch **R5626735**								
WG3639285-3 DUP		**L2651482-1**						
Biochemical Oxygen Demand		<2.0	<2.0	RPD-NA	mg/L	N/A	30	17-OCT-21
WG3639285-2 LCS								
Biochemical Oxygen Demand			86.4		%		85-115	17-OCT-21
WG3639285-1 MB								
Biochemical Oxygen Demand			<2.0		mg/L		2	17-OCT-21
Batch **R5627743**								
WG3640463-3 DUP		**L2651611-1**						
Biochemical Oxygen Demand		<2.0	<2.0	RPD-NA	mg/L	N/A	30	19-OCT-21
WG3640463-2 LCS								
Biochemical Oxygen Demand			102.9		%		85-115	19-OCT-21
WG3640463-1 MB								
Biochemical Oxygen Demand			<2.0		mg/L		2	19-OCT-21
CL-L-IC-N-TB	**Water**							
Batch **R5621496**								
WG3638756-3 DUP		**L2651589-17**						
Chloride (Cl)		2.51	2.50		mg/L	0.6	20	16-OCT-21
WG3638746-2 LCS								
Chloride (Cl)			105.0		%		90-110	16-OCT-21
WG3638756-2 LCS								
Chloride (Cl)			105.1		%		90-110	16-OCT-21
WG3639042-2 LCS								
Chloride (Cl)			104.2		%		90-110	16-OCT-21
WG3638746-1 MB								
Chloride (Cl)			<0.10		mg/L		0.1	16-OCT-21
WG3638756-1 MB								
Chloride (Cl)			<0.10		mg/L		0.1	16-OCT-21
WG3639042-1 MB								
Chloride (Cl)			<0.10		mg/L		0.1	16-OCT-21
WG3638756-4 MS		**L2651589-18**						
Chloride (Cl)			103.7		%		75-125	16-OCT-21

Quality Control Report

Client: New Gold Inc. Rainy River Project
24 Marr Rd
Barwick ON P0W 1A0
Contact: Garnet Cornell

Test	Matrix	Reference	Result	Qualifier	Units	RPD	Limit	Analyzed
COD-TB	**Water**							
Batch R5626084								
WG3639016-3 DUP		**L2651589-3**						
Chemical Oxygen Demand		87	86		mg/L	0.2	20	20-OCT-21
WG3639016-2 LCS								
Chemical Oxygen Demand			107.6		%		85-115	20-OCT-21
WG3639016-1 MB								
Chemical Oxygen Demand			<10		mg/L		10	20-OCT-21
WG3639016-4 MS		**L2651589-4**						
Chemical Oxygen Demand			97.9		%		75-125	20-OCT-21
COLOUR-TB	**Water**							
Batch R5621027								
WG3638367-3 DUP		**L2651034-1**						
Color, True		4.6	4.5		CU	2.9	20	16-OCT-21
WG3638367-2 LCS								
Color, True			108.5		%		85-115	16-OCT-21
WG3638367-1 MB								
Color, True			<2.0		CU		2	16-OCT-21
Batch R5621040								
WG3639034-3 DUP		**L2651583-1**						
Color, True		5.0	5.1		CU	2.8	20	16-OCT-21
WG3639034-2 LCS								
Color, True			107.7		%		85-115	16-OCT-21
WG3639034-1 MB								
Color, True			<2.0		CU		2	16-OCT-21
F-IC-N-TB	**Water**							
Batch R5621496								
WG3638756-3 DUP		**L2651589-17**						
Fluoride (F)		0.083	0.086		mg/L	2.9	20	16-OCT-21
WG3638746-2 LCS								
Fluoride (F)			104.7		%		90-110	16-OCT-21
WG3638756-2 LCS								
Fluoride (F)			106.2		%		90-110	16-OCT-21
WG3639042-2 LCS								
Fluoride (F)			105.5		%		90-110	16-OCT-21
WG3638746-1 MB								
Fluoride (F)			<0.020		mg/L		0.02	16-OCT-21
WG3638756-1 MB								
Fluoride (F)			<0.020		mg/L		0.02	16-OCT-21
WG3639042-1 MB								

Quality Control Report

Client: New Gold Inc. Rainy River Project
24 Marr Rd
Barwick ON P0W 1A0
Contact: Garnet Cornell

Test	Matrix	Reference	Result	Qualifier	Units	RPD	Limit	Analyzed
F-IC-N-TB	**Water**							
Batch R5621496								
WG3639042-1 MB								
Fluoride (F)			<0.020		mg/L		0.02	16-OCT-21
WG3638756-4 MS		**L2651589-18**						
Fluoride (F)			105.2		%		75-125	16-OCT-21
PO4-DO-COL-TB	**Water**							
Batch R5622397								
WG3638735-3 DUP		**L2651589-2**						
Orthophosphate-Dissolved (as P)		<0.0030	<0.0030	RPD-NA	mg/L	N/A	20	17-OCT-21
WG3639038-3 DUP		**L2651589-3**						
Orthophosphate-Dissolved (as P)		0.0474	0.0428		mg/L	10	20	17-OCT-21
WG3638735-2 LCS								
Orthophosphate-Dissolved (as P)			99.6		%		80-120	17-OCT-21
WG3639038-2 LCS								
Orthophosphate-Dissolved (as P)			102.3		%		80-120	17-OCT-21
WG3638735-1 MB								
Orthophosphate-Dissolved (as P)			<0.0030		mg/L		0.003	17-OCT-21
WG3639038-1 MB								
Orthophosphate-Dissolved (as P)			<0.0030		mg/L		0.003	17-OCT-21
WG3638735-4 MS		**L2651589-5**						
Orthophosphate-Dissolved (as P)			101.2		%		70-130	17-OCT-21
WG3639038-4 MS		**L2651589-4**						
Orthophosphate-Dissolved (as P)			96.5		%		70-130	17-OCT-21
TKN-F-TB	**Water**							
Batch R5626645								
WG3639004-3 DUP		**L2651589-1**						
Total Kjeldahl Nitrogen		<0.050	<0.050	RPD-NA	mg/L	N/A	20	21-OCT-21
WG3639004-2 LCS								
Total Kjeldahl Nitrogen			97.3		%		75-125	21-OCT-21
WG3639004-1 MB								
Total Kjeldahl Nitrogen			<0.050		mg/L		0.05	21-OCT-21
TOC-WT	**Water**							
Batch R5624501								
WG3639201-3 DUP		**WG3639201-5**						
Total Organic Carbon		6.89	7.49		mg/L	8.3	20	19-OCT-21
WG3639201-2 LCS								
Total Organic Carbon			96.7		%		80-120	19-OCT-21
WG3639201-1 MB								

Quality Control Report

Client: New Gold Inc. Rainy River Project
24 Marr Rd
Barwick ON P0W 1A0
Contact: Garnet Cornell

Test	Matrix	Reference	Result	Qualifier	Units	RPD	Limit	Analyzed
TOC-WT	**Water**							
Batch R5624501								
WG3639201-1 MB								
Total Organic Carbon			<0.50		mg/L		0.5	19-OCT-21
WG3639201-4 MS		**WG3639201-5**						
Total Organic Carbon			100.4		%		70-130	19-OCT-21
Batch R5625877								
WG3639638-3 DUP		**L2651482-1**						
Total Organic Carbon		11.2	11.6		mg/L	4.1	20	20-OCT-21
WG3639638-2 LCS								
Total Organic Carbon			103.6		%		80-120	20-OCT-21
WG3639638-1 MB								
Total Organic Carbon			0.62	B	mg/L		0.5	20-OCT-21
WG3639638-4 MS		**L2651482-1**						
Total Organic Carbon			N/A	MS-B	%		-	20-OCT-21
TURBIDITY-TB	**Water**							
Batch R5620765								
WG3638679-3 DUP		**L2651521-1**						
Turbidity		0.76	0.77		NTU	0.9	15	15-OCT-21
WG3638679-2 LCS								
Turbidity			105.5		%		85-115	15-OCT-21
WG3638679-1 MB								
Turbidity			<0.10		NTU		0.1	15-OCT-21
Batch R5620827								
WG3639041-2 LCS								
Turbidity			106.5		%		85-115	16-OCT-21
WG3639041-1 MB								
Turbidity			<0.10		NTU		0.1	16-OCT-21
Batch R5621466								
WG3639310-3 DUP		**L2651984-11**						
Turbidity		157	156		NTU	0.6	15	17-OCT-21
WG3639310-2 LCS								
Turbidity			105.0		%		85-115	17-OCT-21
WG3639310-1 MB								
Turbidity			<0.10		NTU		0.1	17-OCT-21
ACY-MISA-TB	**Effluent**							

Quality Control Report

Client: New Gold Inc. Rainy River Project
24 Marr Rd
Barwick ON P0W 1A0
Contact: Garnet Cornell

Test	Matrix	Reference	Result	Qualifier	Units	RPD	Limit	Analyzed
ACY-MISA-TB	**Effluent**							
Batch R5624617								
WG3639018-3 DUP		**L2651521-2**						
Acidity (as CaCO3)		2.8	1.8	RPD-NA	mg/L	N/A	20	19-OCT-21
WG3638708-2 LCS								
Acidity (as CaCO3)			98.6		%		85-115	19-OCT-21
WG3639018-2 LCS								
Acidity (as CaCO3)			100.7		%		85-115	19-OCT-21
WG3638708-1 MB								
Acidity (as CaCO3)			2.0		mg/L		4	19-OCT-21
WG3639018-1 MB								
Acidity (as CaCO3)			2.4		mg/L		4	19-OCT-21
ALK-MISA-TB	**Effluent**							
Batch R5621522								
WG3638706-3 DUP		**L2651589-9**						
Alkalinity, Total (as CaCO3)		96.4	94.6		mg/L	1.9	20	16-OCT-21
Alkalinity, Phenolphthalein		<0.2	<0.2	RPD-NA	mg/L	N/A	25	16-OCT-21
WG3639012-3 DUP		**L2651482-1**						
Alkalinity, Total (as CaCO3)		144	146		mg/L	1.6	20	16-OCT-21
Alkalinity, Phenolphthalein		<0.2	<0.2	RPD-NA	mg/L	N/A	25	16-OCT-21
WG3638701-2 LCS								
Alkalinity, Total (as CaCO3)			103.4		%		85-115	16-OCT-21
WG3638706-2 LCS								
Alkalinity, Total (as CaCO3)			102.9		%		85-115	16-OCT-21
WG3639012-2 LCS								
Alkalinity, Total (as CaCO3)			103.7		%		85-115	16-OCT-21
WG3638701-1 MB								
Alkalinity, Total (as CaCO3)			<0.2		mg/L		2	16-OCT-21
Alkalinity, Phenolphthalein			<0.2		mg/L		2	16-OCT-21
WG3638706-1 MB								
Alkalinity, Total (as CaCO3)			<0.2		mg/L		2	16-OCT-21
Alkalinity, Phenolphthalein			<0.2		mg/L		2	16-OCT-21
WG3639012-1 MB								
Alkalinity, Total (as CaCO3)			<0.2		mg/L		2	16-OCT-21
Alkalinity, Phenolphthalein			<0.2		mg/L		2	16-OCT-21
CN-FREE-MISA-CFA-WT	**Effluent**							

Quality Control Report

Client: New Gold Inc. Rainy River Project
24 Marr Rd
Barwick ON P0W 1A0
Contact: Garnet Cornell

Test	Matrix	Reference	Result	Qualifier	Units	RPD	Limit	Analyzed
CN-FREE-MISA-CFA-WT	**Effluent**							
Batch R5625038								
WG3640654-3 DUP		**L2651589-3**						
Cyanide, Free		0.0010	0.0007	RPD-NA	mg/L	N/A	20	19-OCT-21
WG3640654-2 LCS								
Cyanide, Free			96.8		%		80-120	19-OCT-21
WG3640654-6 LCS								
Cyanide, Free			98.2		%		80-120	19-OCT-21
WG3640654-1 MB								
Cyanide, Free			<0.0001		mg/L		0.002	19-OCT-21
WG3640654-5 MB								
Cyanide, Free			<0.0001		mg/L		0.002	19-OCT-21
WG3640654-4 MS		**L2651589-3**						
Cyanide, Free			98.7		%		75-125	19-OCT-21
CN-T-MISA-CFA-WT	**Effluent**							
Batch R5625038								
WG3640654-3 DUP		**L2651589-3**						
Cyanide, Total		0.0034	0.0038		mg/L	8.3	20	19-OCT-21
WG3640654-7 DUP		**L2651576-1**						
Cyanide, Total		0.0030	0.0032		mg/L	4.8	20	19-OCT-21
WG3640654-2 LCS								
Cyanide, Total			92.1		%		80-120	19-OCT-21
WG3640654-6 LCS								
Cyanide, Total			95.0		%		80-120	19-OCT-21
WG3640654-1 MB								
Cyanide, Total			<0.0002		mg/L		0.002	19-OCT-21
WG3640654-5 MB								
Cyanide, Total			<0.0002		mg/L		0.002	19-OCT-21
WG3640654-4 MS		**L2651589-3**						
Cyanide, Total			91.7		%		75-125	19-OCT-21
WG3640654-8 MS		**L2651576-1**						
Cyanide, Total			87.6		%		75-125	19-OCT-21
CN-WAD-MISA-CFA-WT	**Effluent**							
Batch R5625038								
WG3640654-3 DUP		**L2651589-3**						
Cyanide, Weak Acid Diss		0.0009	0.0009	RPD-NA	mg/L	N/A	20	19-OCT-21
WG3640654-7 DUP		**L2651576-1**						
Cyanide, Weak Acid Diss		0.0012	0.0012	RPD-NA	mg/L	N/A	20	19-OCT-21
WG3640654-2 LCS								
Cyanide, Weak Acid Diss			102.9		%		80-120	19-OCT-21

Quality Control Report

Client: New Gold Inc. Rainy River Project
24 Marr Rd
Barwick ON P0W 1A0
Contact: Garnet Cornell

Test	Matrix	Reference	Result	Qualifier	Units	RPD	Limit	Analyzed
CN-WAD-MISA-CFA-WT	**Effluent**							
Batch R5625038								
WG3640654-6 LCS								
Cyanide, Weak Acid Diss			102.2		%		80-120	19-OCT-21
WG3640654-1 MB								
Cyanide, Weak Acid Diss			<0.0001		mg/L		0.002	19-OCT-21
WG3640654-5 MB								
Cyanide, Weak Acid Diss			<0.0001		mg/L		0.002	19-OCT-21
WG3640654-4 MS		**L2651589-3**						
Cyanide, Weak Acid Diss			100.5		%		75-125	19-OCT-21
WG3640654-8 MS		**L2651576-1**						
Cyanide, Weak Acid Diss			104.6		%		75-125	19-OCT-21
DOC-WT	**Effluent**							
Batch R5625883								
WG3642064-3 DUP		**WG3642064-5**						
Dissolved Organic Carbon		2.64	2.61		mg/L	1.0	25	21-OCT-21
WG3642064-2 LCS								
Dissolved Organic Carbon			100.5		%		70-130	21-OCT-21
WG3642064-1 MB								
Dissolved Organic Carbon			<0.50		mg/L		0.5	21-OCT-21
Batch R5627859								
WG3641772-3 DUP		**WG3641772-5**						
Dissolved Organic Carbon		<0.50	<0.50	RPD-NA	mg/L	N/A	25	22-OCT-21
WG3641772-2 LCS								
Dissolved Organic Carbon			94.4		%		70-130	22-OCT-21
WG3641772-1 MB								
Dissolved Organic Carbon			<0.50		mg/L		0.5	22-OCT-21
Batch R5628508								
WG3641905-3 DUP		**WG3641905-5**						
Dissolved Organic Carbon		0.58	0.60		mg/L	3.2	25	25-OCT-21
WG3641905-2 LCS								
Dissolved Organic Carbon			96.7		%		70-130	25-OCT-21
WG3641905-1 MB								
Dissolved Organic Carbon			<0.50		mg/L		0.5	25-OCT-21
Batch R5629269								
WG3642917-3 DUP		**WG3642917-5**						
Dissolved Organic Carbon		34.0	34.3		mg/L	0.7	25	26-OCT-21
WG3642917-2 LCS								
Dissolved Organic Carbon			100.6		%		70-130	26-OCT-21
WG3642917-1 MB								

Quality Control Report

Client: New Gold Inc. Rainy River Project
24 Marr Rd
Barwick ON P0W 1A0
Contact: Garnet Cornell

Test	Matrix	Reference	Result	Qualifier	Units	RPD	Limit	Analyzed
DOC-WT	**Effluent**							
Batch R5629269								
WG3642917-1 MB								
Dissolved Organic Carbon			<0.50		mg/L		0.5	26-OCT-21
EC-MISA-TB	**Effluent**							
Batch R5621522								
WG3638706-3 DUP		**L2651589-9**						
Conductivity (EC)		287	288		uS/cm	0.3	10	16-OCT-21
WG3639012-3 DUP		**L2651482-1**						
Conductivity (EC)		639	637		uS/cm	0.3	10	16-OCT-21
WG3638701-2 LCS								
Conductivity (EC)			99.1		%		90-110	16-OCT-21
WG3638706-2 LCS								
Conductivity (EC)			100.4		%		90-110	16-OCT-21
WG3639012-2 LCS								
Conductivity (EC)			100.0		%		90-110	16-OCT-21
WG3638701-1 MB								
Conductivity (EC)			0.4		uS/cm		2	16-OCT-21
WG3638706-1 MB								
Conductivity (EC)			<0.2		uS/cm		2	16-OCT-21
WG3639012-1 MB								
Conductivity (EC)			<0.2		uS/cm		2	16-OCT-21
HG-DIS-WT	**Effluent**							
Batch R5624479								
WG3639888-3 DUP		**L2647380-3**						
Mercury (Hg)-Dissolved		<0.000005	<0.000005	RPD-NA	mg/L	N/A	20	19-OCT-21
WG3639888-2 LCS								
Mercury (Hg)-Dissolved			92.6		%		80-120	19-OCT-21
WG3639888-1 MB								
Mercury (Hg)-Dissolved			<0.000005		mg/L		0.00003	19-OCT-21
WG3639888-4 MS		**L2647380-5**						
Mercury (Hg)-Dissolved			98.8		%		70-130	19-OCT-21
Batch R5624480								
WG3639891-3 DUP		**L2651589-13**						
Mercury (Hg)-Dissolved		<0.000005	<0.000005	RPD-NA	mg/L	N/A	20	19-OCT-21
WG3639891-2 LCS								
Mercury (Hg)-Dissolved			96.2		%		80-120	19-OCT-21
WG3639891-1 MB								
Mercury (Hg)-Dissolved			<0.000005		mg/L		0.00003	19-OCT-21

Quality Control Report

Client: New Gold Inc. Rainy River Project
24 Marr Rd
Barwick ON P0W 1A0
Contact: Garnet Cornell

Test	Matrix	Reference	Result	Qualifier	Units	RPD	Limit	Analyzed
HG-DIS-WT	**Effluent**							
Batch R5624480								
WG3639891-4 MS		**L2651589-14**						
Mercury (Hg)-Dissolved			109.5		%		70-130	19-OCT-21
HG-TOT-WT	**Effluent**							
Batch R5624486								
WG3639899-3 DUP		**L2651010-1**						
Mercury (Hg)-Total		<0.000005	<0.000005	RPD-NA	mg/L	N/A	20	19-OCT-21
WG3639899-2 LCS								
Mercury (Hg)-Total			102.0		%		80-120	19-OCT-21
WG3639899-1 MB								
Mercury (Hg)-Total			<0.000005		mg/L		0.00003	19-OCT-21
WG3639899-4 MS		**L2651010-2**						
Mercury (Hg)-Total			109.4		%		70-130	19-OCT-21
Batch R5624487								
WG3639903-3 DUP		**L2651589-13**						
Mercury (Hg)-Total		<0.000005	<0.000005	RPD-NA	mg/L	N/A	20	19-OCT-21
WG3639903-2 LCS								
Mercury (Hg)-Total			95.9		%		80-120	19-OCT-21
WG3639903-1 MB								
Mercury (Hg)-Total			<0.000005		mg/L		0.00003	19-OCT-21
WG3639903-4 MS		**L2651589-14**						
Mercury (Hg)-Total			112.6		%		70-130	19-OCT-21
MET-D-MISA-TB	**Effluent**							
Batch R5626669								
WG3642631-3 DUP		**L2651589-16**						
Aluminum (Al)-Dissolved		0.129	0.130		mg/L	0.9	20	21-OCT-21
Antimony (Sb)-Dissolved		0.000200	0.000190	RPD-NA	mg/L	N/A	20	21-OCT-21
Arsenic (As)-Dissolved		0.000985	0.000986	RPD-NA	mg/L	N/A	20	21-OCT-21
Barium (Ba)-Dissolved		0.0252	0.0260		mg/L	3.0	20	21-OCT-21
Beryllium (Be)-Dissolved		<0.000002	<0.000002	RPD-NA	mg/L	N/A	20	21-OCT-21
Bismuth (Bi)-Dissolved		<0.000002	<0.000002	RPD-NA	mg/L	N/A	20	21-OCT-21
Boron (B)-Dissolved		0.0215	0.0215	RPD-NA	mg/L	N/A	20	21-OCT-21
Cadmium (Cd)-Dissolved		0.0000060	0.0000070	RPD-NA	mg/L	N/A	20	21-OCT-21
Calcium (Ca)-Dissolved		43.5	44.2		mg/L	1.5	20	21-OCT-21
Cesium (Cs)-Dissolved		0.0000105	0.0000105		mg/L	0.0	20	21-OCT-21
Chromium (Cr)-Dissolved		0.00038	0.00036	RPD-NA	mg/L	N/A	20	21-OCT-21

Quality Control Report

Client: New Gold Inc. Rainy River Project
24 Marr Rd
Barwick ON P0W 1A0
Contact: Garnet Cornell

Test	Matrix	Reference	Result	Qualifier	Units	RPD	Limit	Analyzed
MET-D-MISA-TB	**Effluent**							
Batch R5626669								
WG3642631-3 DUP		**L2651589-16**						
Cobalt (Co)-Dissolved		0.000128	0.000128	RPD-NA	mg/L	N/A	20	21-OCT-21
Copper (Cu)-Dissolved		0.00210	0.00210		mg/L	0.1	20	21-OCT-21
Iron (Fe)-Dissolved		0.161	0.155		mg/L	3.5	20	21-OCT-21
Lead (Pb)-Dissolved		0.00005	0.00004	RPD-NA	mg/L	N/A	20	21-OCT-21
Lithium (Li)-Dissolved		0.0052	0.0052	RPD-NA	mg/L	N/A	20	21-OCT-21
Magnesium (Mg)-Dissolved		16.1	15.9		mg/L	1.2	20	21-OCT-21
Manganese (Mn)-Dissolved		0.00598	0.00544		mg/L	9.5	20	21-OCT-21
Molybdenum (Mo)-Dissolved		0.00117	0.00115		mg/L	1.8	20	21-OCT-21
Nickel (Ni)-Dissolved		0.00134	0.00140	RPD-NA	mg/L	N/A	20	21-OCT-21
Phosphorus (P)-Dissolved		0.025	0.020	RPD-NA	mg/L	N/A	20	21-OCT-21
Potassium (K)-Dissolved		4.22	4.23		mg/L	0.2	20	21-OCT-21
Rubidium (Rb)-Dissolved		0.00178	0.00190		mg/L	6.9	20	21-OCT-21
Selenium (Se)-Dissolved		0.000330	0.000295		mg/L	12	20	21-OCT-21
Silicon (Si)-Dissolved		4.91	4.91		mg/L	0.0	20	21-OCT-21
Silver (Ag)-Dissolved		0.0000030	0.0000020	RPD-NA	mg/L	N/A	20	21-OCT-21
Sodium (Na)-Dissolved		12.1	12.3		mg/L	1.7	20	21-OCT-21
Strontium (Sr)-Dissolved		0.116	0.117		mg/L	1.3	20	21-OCT-21
Sulfur (S)-Dissolved		17.4	18.0		mg/L	2.9	20	21-OCT-21
Tellurium (Te)-Dissolved		<0.00001	<0.00001	RPD-NA	mg/L	N/A	20	21-OCT-21
Thallium (Tl)-Dissolved		0.000004	0.000002	RPD-NA	mg/L	N/A	20	21-OCT-21
Thorium (Th)-Dissolved		0.00007	0.00007	RPD-NA	mg/L	N/A	20	21-OCT-21
Tin (Sn)-Dissolved		<0.000005	<0.000005	RPD-NA	mg/L	N/A	20	21-OCT-21
Titanium (Ti)-Dissolved		0.00732	0.00706		mg/L	3.8	20	21-OCT-21
Tungsten (W)-Dissolved		0.000008	0.000010	RPD-NA	mg/L	N/A	20	21-OCT-21
Uranium (U)-Dissolved		0.00100	0.00102	RPD-NA	mg/L	N/A	20	21-OCT-21
Vanadium (V)-Dissolved		0.00120	0.00120		mg/L	0.2	20	21-OCT-21
Zinc (Zn)-Dissolved		0.0050	0.0052		mg/L	3.2	20	21-OCT-21
Zirconium (Zr)-Dissolved		0.000628	0.000660	RPD-NA	mg/L	N/A	20	21-OCT-21
WG3642631-2 LCS								
Aluminum (Al)-Dissolved			102.5		%		80-120	21-OCT-21
Antimony (Sb)-Dissolved			100.8		%		80-120	21-OCT-21
Arsenic (As)-Dissolved			103.7		%		80-120	21-OCT-21
Barium (Ba)-Dissolved			98.2		%		80-120	21-OCT-21

Quality Control Report

Client: New Gold Inc. Rainy River Project
24 Marr Rd
Barwick ON P0W 1A0
Contact: Garnet Cornell

Test	Matrix	Reference	Result	Qualifier	Units	RPD	Limit	Analyzed
MET-D-MISA-TB	**Effluent**							
Batch R5626669								
WG3642631-2 LCS								
Beryllium (Be)-Dissolved			101.7		%		80-120	21-OCT-21
Bismuth (Bi)-Dissolved			104.0		%		80-120	21-OCT-21
Boron (B)-Dissolved			100.0		%		80-120	21-OCT-21
Cadmium (Cd)-Dissolved			100.6		%		80-120	21-OCT-21
Calcium (Ca)-Dissolved			103.0		%		80-120	21-OCT-21
Cesium (Cs)-Dissolved			104.0		%		80-120	21-OCT-21
Chromium (Cr)-Dissolved			101.4		%		80-120	21-OCT-21
Cobalt (Co)-Dissolved			101.5		%		80-120	21-OCT-21
Copper (Cu)-Dissolved			98.5		%		80-120	21-OCT-21
Iron (Fe)-Dissolved			108.1		%		80-120	21-OCT-21
Lead (Pb)-Dissolved			101.9		%		80-120	21-OCT-21
Lithium (Li)-Dissolved			103.2		%		80-120	21-OCT-21
Magnesium (Mg)-Dissolved			105.2		%		80-120	21-OCT-21
Manganese (Mn)-Dissolved			99.9		%		80-120	21-OCT-21
Molybdenum (Mo)-Dissolved			103.8		%		80-120	21-OCT-21
Nickel (Ni)-Dissolved			102.8		%		80-120	21-OCT-21
Phosphorus (P)-Dissolved			108.4		%		70-130	21-OCT-21
Potassium (K)-Dissolved			104.7		%		80-120	21-OCT-21
Rubidium (Rb)-Dissolved			101.2		%		80-120	21-OCT-21
Selenium (Se)-Dissolved			104.1		%		80-120	21-OCT-21
Silicon (Si)-Dissolved			99.5		%		60-140	21-OCT-21
Silver (Ag)-Dissolved			101.7		%		80-120	21-OCT-21
Sodium (Na)-Dissolved			111.1		%		80-120	21-OCT-21
Strontium (Sr)-Dissolved			105.4		%		80-120	21-OCT-21
Sulfur (S)-Dissolved			100.5		%		80-120	21-OCT-21
Tellurium (Te)-Dissolved			96.5		%		80-120	21-OCT-21
Thallium (Tl)-Dissolved			102.2		%		80-120	21-OCT-21
Thorium (Th)-Dissolved			100.5		%		80-120	21-OCT-21
Tin (Sn)-Dissolved			100.1		%		80-120	21-OCT-21
Titanium (Ti)-Dissolved			98.0		%		80-120	21-OCT-21
Tungsten (W)-Dissolved			101.0		%		80-120	21-OCT-21
Uranium (U)-Dissolved			100.8		%		80-120	21-OCT-21
Vanadium (V)-Dissolved			102.2		%		80-120	21-OCT-21

Quality Control Report

Client: New Gold Inc. Rainy River Project
24 Marr Rd
Barwick ON P0W 1A0
Contact: Garnet Cornell

Test	Matrix	Reference	Result	Qualifier	Units	RPD	Limit	Analyzed
MET-D-MISA-TB	**Effluent**							
Batch R5626669								
WG3642631-2 LCS								
Zinc (Zn)-Dissolved			102.2		%		80-120	21-OCT-21
Zirconium (Zr)-Dissolved			100.6		%		80-120	21-OCT-21
WG3642631-1 MB								
Aluminum (Al)-Dissolved			0.0004		mg/L		0.005	21-OCT-21
Antimony (Sb)-Dissolved			<0.000005		mg/L		0.0006	21-OCT-21
Arsenic (As)-Dissolved			<0.0000002		mg/L		0.001	21-OCT-21
Barium (Ba)-Dissolved			<0.000005		mg/L		0.01	21-OCT-21
Beryllium (Be)-Dissolved			<0.000002		mg/L		0.001	21-OCT-21
Bismuth (Bi)-Dissolved			<0.000002		mg/L		0.001	21-OCT-21
Boron (B)-Dissolved			<0.0005		mg/L		0.05	21-OCT-21
Cadmium (Cd)-Dissolved			<0.0000005		mg/L		0.000017	21-OCT-21
Calcium (Ca)-Dissolved			<0.002		mg/L		0.2	21-OCT-21
Cesium (Cs)-Dissolved			<0.0000005		mg/L		0.00001	21-OCT-21
Chromium (Cr)-Dissolved			<0.00001		mg/L		0.001	21-OCT-21
Cobalt (Co)-Dissolved			<0.000002		mg/L		0.0005	21-OCT-21
Copper (Cu)-Dissolved			<0.00002		mg/L		0.001	21-OCT-21
Iron (Fe)-Dissolved			<0.0005		mg/L		0.02	21-OCT-21
Lead (Pb)-Dissolved			<0.00001		mg/L		0.00005	21-OCT-21
Lithium (Li)-Dissolved			0.0002		mg/L		0.05	21-OCT-21
Magnesium (Mg)-Dissolved			<0.0005		mg/L		0.02	21-OCT-21
Manganese (Mn)-Dissolved			<0.00002		mg/L		0.001	21-OCT-21
Molybdenum (Mo)-Dissolved			<0.000002		mg/L		0.001	21-OCT-21
Nickel (Ni)-Dissolved			<0.00002		mg/L		0.002	21-OCT-21
Phosphorus (P)-Dissolved			<0.005		mg/L		0.05	21-OCT-21
Potassium (K)-Dissolved			<0.01		mg/L		0.5	21-OCT-21
Rubidium (Rb)-Dissolved			<0.000002		mg/L		0.0002	21-OCT-21
Selenium (Se)-Dissolved			<0.000005		mg/L		0.00005	21-OCT-21
Silicon (Si)-Dissolved			<0.005		mg/L		0.05	21-OCT-21
Silver (Ag)-Dissolved			<0.0000005		mg/L		0.0001	21-OCT-21
Sodium (Na)-Dissolved			<0.005		mg/L		0.1	21-OCT-21
Strontium (Sr)-Dissolved			<0.00002		mg/L		0.001	21-OCT-21
Sulfur (S)-Dissolved			<0.2		mg/L		0.5	21-OCT-21
Tellurium (Te)-Dissolved			<0.00001		mg/L		0.001	21-OCT-21
Thallium (Tl)-Dissolved			<0.000002		mg/L		0.0003	21-OCT-21

Quality Control Report

Client: New Gold Inc. Rainy River Project
24 Marr Rd
Barwick ON P0W 1A0
Contact: Garnet Cornell

Test	Matrix	Reference	Result	Qualifier	Units	RPD	Limit	Analyzed
MET-D-MISA-TB	**Effluent**							
Batch R5626669								
WG3642631-1 MB								
Thorium (Th)-Dissolved			<0.00001		mg/L		0.0001	21-OCT-21
Tin (Sn)-Dissolved			<0.000005		mg/L		0.001	21-OCT-21
Titanium (Ti)-Dissolved			<0.00002		mg/L		0.002	21-OCT-21
Tungsten (W)-Dissolved			<0.000002		mg/L		0.01	21-OCT-21
Uranium (U)-Dissolved			<0.0000005		mg/L		0.005	21-OCT-21
Vanadium (V)-Dissolved			<0.00002		mg/L		0.001	21-OCT-21
Zinc (Zn)-Dissolved			<0.0002		mg/L		0.003	21-OCT-21
Zirconium (Zr)-Dissolved			<0.000002		mg/L		0.001	21-OCT-21
WG3642631-4 MS		**L2651589-17**						
Aluminum (Al)-Dissolved			106.8		%		70-130	21-OCT-21
Antimony (Sb)-Dissolved			101.6		%		70-130	21-OCT-21
Arsenic (As)-Dissolved			103.8		%		70-130	21-OCT-21
Barium (Ba)-Dissolved			99.7		%		70-130	21-OCT-21
Beryllium (Be)-Dissolved			101.4		%		70-130	21-OCT-21
Bismuth (Bi)-Dissolved			96.2		%		70-130	21-OCT-21
Boron (B)-Dissolved			93.0		%		70-130	21-OCT-21
Cadmium (Cd)-Dissolved			100.3		%		70-130	21-OCT-21
Calcium (Ca)-Dissolved			N/A	MS-B	%		-	21-OCT-21
Cesium (Cs)-Dissolved			104.4		%		70-130	21-OCT-21
Chromium (Cr)-Dissolved			99.95		%		70-130	21-OCT-21
Cobalt (Co)-Dissolved			99.9		%		70-130	21-OCT-21
Copper (Cu)-Dissolved			97.4		%		70-130	21-OCT-21
Iron (Fe)-Dissolved			103.0		%		70-130	21-OCT-21
Lead (Pb)-Dissolved			99.0		%		70-130	21-OCT-21
Lithium (Li)-Dissolved			93.0		%		70-130	21-OCT-21
Magnesium (Mg)-Dissolved			N/A	MS-B	%		-	21-OCT-21
Manganese (Mn)-Dissolved			98.1		%		70-130	21-OCT-21
Molybdenum (Mo)-Dissolved			101.1		%		70-130	21-OCT-21
Nickel (Ni)-Dissolved			101.3		%		70-130	21-OCT-21
Phosphorus (P)-Dissolved			100.9		%		70-130	21-OCT-21
Potassium (K)-Dissolved			93.6		%		70-130	21-OCT-21
Rubidium (Rb)-Dissolved			99.5		%		70-130	21-OCT-21
Selenium (Se)-Dissolved			109.7		%		70-130	21-OCT-21
Silicon (Si)-Dissolved			94.3		%		70-130	21-OCT-21

Quality Control Report

Client: New Gold Inc. Rainy River Project
24 Marr Rd
Barwick ON P0W 1A0
Contact: Garnet Cornell

Test	Matrix	Reference	Result	Qualifier	Units	RPD	Limit	Analyzed
MET-D-MISA-TB	**Effluent**							
Batch R5626669								
WG3642631-4 MS		**L2651589-17**						
Silver (Ag)-Dissolved			98.6		%		70-130	21-OCT-21
Sodium (Na)-Dissolved			N/A	MS-B	%		-	21-OCT-21
Strontium (Sr)-Dissolved			N/A	MS-B	%		-	21-OCT-21
Sulfur (S)-Dissolved			99.7		%		70-130	21-OCT-21
Tellurium (Te)-Dissolved			106.4		%		70-130	21-OCT-21
Thallium (Tl)-Dissolved			99.0		%		70-130	21-OCT-21
Thorium (Th)-Dissolved			102.3		%		70-130	21-OCT-21
Tin (Sn)-Dissolved			100.9		%		70-130	21-OCT-21
Titanium (Ti)-Dissolved			101.3		%		70-130	21-OCT-21
Tungsten (W)-Dissolved			99.9		%		70-130	21-OCT-21
Uranium (U)-Dissolved			99.3		%		70-130	21-OCT-21
Vanadium (V)-Dissolved			102.7		%		70-130	21-OCT-21
Zinc (Zn)-Dissolved			105.9		%		70-130	21-OCT-21
Zirconium (Zr)-Dissolved			102.2		%		70-130	21-OCT-21
MET-T-MISA-TB	**Effluent**							
Batch R5626608								
WG3639280-3 DUP		**L2651589-7**						
Aluminum (Al)-Total		0.351	0.358		mg/L	2.0	20	21-OCT-21
Antimony (Sb)-Total		0.000065	0.000060	RPD-NA	mg/L	N/A	20	21-OCT-21
Arsenic (As)-Total		0.00086	0.00083	RPD-NA	mg/L	N/A	20	21-OCT-21
Barium (Ba)-Total		0.0176	0.0177		mg/L	0.5	20	21-OCT-21
Beryllium (Be)-Total		0.0000055	0.0000045	RPD-NA	mg/L	N/A	20	21-OCT-21
Bismuth (Bi)-Total		<0.00001	<0.00001	RPD-NA	mg/L	N/A	20	21-OCT-21
Boron (B)-Total		0.0100	0.0095	RPD-NA	mg/L	N/A	20	21-OCT-21
Cadmium (Cd)-Total		0.000011	0.000009	RPD-NA	mg/L	N/A	20	21-OCT-21
Calcium (Ca)-Total		15.4	15.6		mg/L	1.1	20	21-OCT-21
Cesium (Cs)-Total		0.0000550	0.0000590		mg/L	6.9	20	21-OCT-21
Chromium (Cr)-Total		0.00086	0.00082	RPD-NA	mg/L	N/A	20	21-OCT-21
Cobalt (Co)-Total		0.000265	0.000260	RPD-NA	mg/L	N/A	20	21-OCT-21
Copper (Cu)-Total		0.00154	0.00154		mg/L	0.5	20	21-OCT-21
Iron (Fe)-Total		0.497	0.491		mg/L	1.3	20	21-OCT-21
Lead (Pb)-Total		0.00026	0.00025		mg/L	5.6	20	21-OCT-21
Lithium (Li)-Total		0.0026	0.0026	RPD-NA	mg/L	N/A	20	21-OCT-21

Quality Control Report

Client: New Gold Inc. Rainy River Project
24 Marr Rd
Barwick ON P0W 1A0
Contact: Garnet Cornell

Test	Matrix	Reference	Result	Qualifier	Units	RPD	Limit	Analyzed
MET-T-MISA-TB	**Effluent**							
Batch R5626608								
WG3639280-3 DUP		**L2651589-7**						
Magnesium (Mg)-Total		5.80	5.96		mg/L	2.8	20	21-OCT-21
Manganese (Mn)-Total		0.0358	0.0358		mg/L	0.1	20	21-OCT-21
Molybdenum (Mo)-Total		0.000535	0.000525	RPD-NA	mg/L	N/A	20	21-OCT-21
Nickel (Ni)-Total		0.00126	0.00130	RPD-NA	mg/L	N/A	20	21-OCT-21
Phosphorus (P)-Total		0.030	0.025	RPD-NA	mg/L	N/A	20	21-OCT-21
Potassium (K)-Total		1.75	1.76		mg/L	0.7	20	21-OCT-21
Rubidium (Rb)-Total		0.00310	0.00325		mg/L	4.7	20	21-OCT-21
Selenium (Se)-Total		0.000160	0.000120	J	mg/L	0.000037	0.0001	21-OCT-21
Silicon (Si)-Total		3.26	3.27		mg/L	0.4	20	21-OCT-21
Silver (Ag)-Total		0.000002	0.000003	RPD-NA	mg/L	N/A	20	21-OCT-21
Sodium (Na)-Total		6.18	6.28		mg/L	1.5	20	21-OCT-21
Strontium (Sr)-Total		0.0415	0.0410		mg/L	1.3	20	21-OCT-21
Sulfur (S)-Total		3.8	3.8		mg/L	2.2	20	21-OCT-21
Tellurium (Te)-Total		0.00002	0.00008	RPD-NA	mg/L	N/A	20	21-OCT-21
Thallium (Tl)-Total		0.000005	0.000010	RPD-NA	mg/L	N/A	20	21-OCT-21
Thorium (Th)-Total		0.00006	0.00005	RPD-NA	mg/L	N/A	20	21-OCT-21
Tin (Sn)-Total		0.00002	0.00002	RPD-NA	mg/L	N/A	20	21-OCT-21
Titanium (Ti)-Total		0.00948	0.00962		mg/L	1.4	20	21-OCT-21
Tungsten (W)-Total		<0.00001	<0.00001	RPD-NA	mg/L	N/A	20	21-OCT-21
Uranium (U)-Total		0.000322	0.000310	RPD-NA	mg/L	N/A	20	21-OCT-21
Vanadium (V)-Total		0.00145	0.00150		mg/L	0.9	20	21-OCT-21
Zinc (Zn)-Total		0.0030	0.0030		mg/L	3.0	20	21-OCT-21
Zirconium (Zr)-Total		0.000350	0.000346	RPD-NA	mg/L	N/A	20	21-OCT-21
WG3639280-6 LCS								
Aluminum (Al)-Total			107.5		%		80-120	21-OCT-21
Antimony (Sb)-Total			101.4		%		80-120	21-OCT-21
Arsenic (As)-Total			108.9		%		80-120	21-OCT-21
Barium (Ba)-Total			105.7		%		80-120	21-OCT-21
Beryllium (Be)-Total			103.7		%		80-120	21-OCT-21
Bismuth (Bi)-Total			103.2		%		80-120	21-OCT-21
Boron (B)-Total			95.7		%		80-120	21-OCT-21
Cadmium (Cd)-Total			104.5		%		80-120	21-OCT-21
Calcium (Ca)-Total			102.4		%		80-120	21-OCT-21

Quality Control Report

Client: New Gold Inc. Rainy River Project
24 Marr Rd
Barwick ON P0W 1A0
Contact: Garnet Cornell

Test	Matrix	Reference	Result	Qualifier	Units	RPD	Limit	Analyzed
MET-T-MISA-TB	**Effluent**							
Batch R5626608								
WG3639280-6 LCS								
Cesium (Cs)-Total			100.9		%		80-120	21-OCT-21
Chromium (Cr)-Total			103.6		%		80-120	21-OCT-21
Cobalt (Co)-Total			103.7		%		80-120	21-OCT-21
Copper (Cu)-Total			99.8		%		80-120	21-OCT-21
Iron (Fe)-Total			109.9		%		80-120	21-OCT-21
Lead (Pb)-Total			103.4		%		80-120	21-OCT-21
Lithium (Li)-Total			101.1		%		80-120	21-OCT-21
Magnesium (Mg)-Total			106.9		%		80-120	21-OCT-21
Manganese (Mn)-Total			103.3		%		80-120	21-OCT-21
Molybdenum (Mo)-Total			105.1		%		80-120	21-OCT-21
Nickel (Ni)-Total			103.0		%		80-120	21-OCT-21
Phosphorus (P)-Total			100.0		%		80-120	21-OCT-21
Potassium (K)-Total			106.9		%		80-120	21-OCT-21
Rubidium (Rb)-Total			107.9		%		80-120	21-OCT-21
Selenium (Se)-Total			108.6		%		80-120	21-OCT-21
Silicon (Si)-Total			106.9		%		80-120	21-OCT-21
Silver (Ag)-Total			100.8		%		80-120	21-OCT-21
Sodium (Na)-Total			112.4		%		80-120	21-OCT-21
Strontium (Sr)-Total			103.8		%		80-120	21-OCT-21
Sulfur (S)-Total			107.2		%		80-120	21-OCT-21
Tellurium (Te)-Total			102.5		%		80-120	21-OCT-21
Thallium (Tl)-Total			104.2		%		80-120	21-OCT-21
Thorium (Th)-Total			102.4		%		80-120	21-OCT-21
Tin (Sn)-Total			100.7		%		80-120	21-OCT-21
Titanium (Ti)-Total			100.1		%		80-120	21-OCT-21
Tungsten (W)-Total			102.2		%		80-120	21-OCT-21
Uranium (U)-Total			103.7		%		80-120	21-OCT-21
Vanadium (V)-Total			104.4		%		80-120	21-OCT-21
Zinc (Zn)-Total			104.1		%		80-120	21-OCT-21
Zirconium (Zr)-Total			99.8		%		80-120	21-OCT-21
WG3639280-5 MB								
Aluminum (Al)-Total			0.0014		mg/L		0.005	21-OCT-21
Antimony (Sb)-Total			0.000010		mg/L		0.0006	21-OCT-21
Arsenic (As)-Total			<0.00001		mg/L		0.001	21-OCT-21

Quality Control Report

Client: New Gold Inc. Rainy River Project
24 Marr Rd
Barwick ON P0W 1A0
Contact: Garnet Cornell

Test	Matrix	Reference	Result	Qualifier	Units	RPD	Limit	Analyzed
MET-T-MISA-TB	**Effluent**							
Batch R5626608								
WG3639280-5 MB								
Barium (Ba)-Total			0.00001		mg/L		0.01	21-OCT-21
Beryllium (Be)-Total			<0.0000001		mg/L		0.001	21-OCT-21
Bismuth (Bi)-Total			<0.00001		mg/L		0.001	21-OCT-21
Boron (B)-Total			<0.0005		mg/L		0.05	21-OCT-21
Cadmium (Cd)-Total			<0.000001		mg/L		0.000017	21-OCT-21
Calcium (Ca)-Total			<0.002		mg/L		0.2	21-OCT-21
Cesium (Cs)-Total			<0.0000005		mg/L		0.00001	21-OCT-21
Chromium (Cr)-Total			<0.00002		mg/L		0.001	21-OCT-21
Cobalt (Co)-Total			<0.000005		mg/L		0.0005	21-OCT-21
Copper (Cu)-Total			<0.00002		mg/L		0.001	21-OCT-21
Iron (Fe)-Total			0.0005		mg/L		0.02	21-OCT-21
Lead (Pb)-Total			<0.00001		mg/L		0.00005	21-OCT-21
Lithium (Li)-Total			0.0002		mg/L		0.05	21-OCT-21
Magnesium (Mg)-Total			<0.0002		mg/L		0.02	21-OCT-21
Manganese (Mn)-Total			<0.0002		mg/L		0.001	21-OCT-21
Molybdenum (Mo)-Total			<0.000005		mg/L		0.001	21-OCT-21
Nickel (Ni)-Total			<0.00002		mg/L		0.002	21-OCT-21
Phosphorus (P)-Total			0.010		mg/L		0.05	21-OCT-21
Potassium (K)-Total			<0.01		mg/L		0.5	21-OCT-21
Rubidium (Rb)-Total			<0.000002		mg/L		0.0002	21-OCT-21
Selenium (Se)-Total			0.000010		mg/L		0.00005	21-OCT-21
Silicon (Si)-Total			0.030		mg/L		0.1	21-OCT-21
Silver (Ag)-Total			<0.000001		mg/L		0.0001	21-OCT-21
Sodium (Na)-Total			<0.005		mg/L		0.1	21-OCT-21
Strontium (Sr)-Total			0.000020		mg/L		0.001	21-OCT-21
Sulfur (S)-Total			<0.2		mg/L		0.5	21-OCT-21
Tellurium (Te)-Total			0.00006		mg/L		0.001	21-OCT-21
Thallium (Tl)-Total			<0.000005		mg/L		0.0003	21-OCT-21
Thorium (Th)-Total			<0.00001		mg/L		0.0001	21-OCT-21
Tin (Sn)-Total			<0.00001		mg/L		0.001	21-OCT-21
Titanium (Ti)-Total			0.00002		mg/L		0.002	21-OCT-21
Tungsten (W)-Total			<0.00001		mg/L		0.01	21-OCT-21
Uranium (U)-Total			<0.0000005		mg/L		0.005	21-OCT-21

Quality Control Report

Client: New Gold Inc. Rainy River Project
24 Marr Rd
Barwick ON P0W 1A0
Contact: Garnet Cornell

Test	Matrix	Reference	Result	Qualifier	Units	RPD	Limit	Analyzed
MET-T-MISA-TB	**Effluent**							
Batch R5626608								
WG3639280-5 MB								
Vanadium (V)-Total			0.00015		mg/L		0.001	21-OCT-21
Zinc (Zn)-Total			0.0010		mg/L		0.003	21-OCT-21
Zirconium (Zr)-Total			0.000004		mg/L		0.001	21-OCT-21
WG3639280-4 MS		**L2651589-8**						
Antimony (Sb)-Total			95.9		%		70-130	21-OCT-21
Arsenic (As)-Total			104.6		%		70-130	21-OCT-21
Barium (Ba)-Total			105.0		%		70-130	21-OCT-21
Beryllium (Be)-Total			98.7		%		70-130	21-OCT-21
Bismuth (Bi)-Total			100.1		%		70-130	21-OCT-21
Boron (B)-Total			87.6		%		70-130	21-OCT-21
Cadmium (Cd)-Total			103.3		%		70-130	21-OCT-21
Calcium (Ca)-Total			N/A	MS-B	%		-	21-OCT-21
Cesium (Cs)-Total			105.3		%		70-130	21-OCT-21
Chromium (Cr)-Total			102.7		%		70-130	21-OCT-21
Cobalt (Co)-Total			104.5		%		70-130	21-OCT-21
Copper (Cu)-Total			99.7		%		70-130	21-OCT-21
Iron (Fe)-Total			104.3		%		70-130	21-OCT-21
Lead (Pb)-Total			99.9		%		70-130	21-OCT-21
Lithium (Li)-Total			95.8		%		70-130	21-OCT-21
Magnesium (Mg)-Total			N/A	MS-B	%		-	21-OCT-21
Manganese (Mn)-Total			N/A	MS-B	%		-	21-OCT-21
Molybdenum (Mo)-Total			99.7		%		70-130	21-OCT-21
Nickel (Ni)-Total			104.6		%		70-130	21-OCT-21
Phosphorus (P)-Total			96.3		%		70-130	21-OCT-21
Potassium (K)-Total			104.1		%		70-130	21-OCT-21
Rubidium (Rb)-Total			101.2		%		70-130	21-OCT-21
Selenium (Se)-Total			104.4		%		70-130	21-OCT-21
Silicon (Si)-Total			96.2		%		70-130	21-OCT-21
Silver (Ag)-Total			102.9		%		70-130	21-OCT-21
Sodium (Na)-Total			N/A	MS-B	%		-	21-OCT-21
Strontium (Sr)-Total			N/A	MS-B	%		-	21-OCT-21
Sulfur (S)-Total			100.5		%		70-130	21-OCT-21
Tellurium (Te)-Total			95.3		%		70-130	21-OCT-21
Thallium (Tl)-Total			100.0		%		70-130	21-OCT-21

Quality Control Report

Client: New Gold Inc. Rainy River Project
24 Marr Rd
Barwick ON P0W 1A0
Contact: Garnet Cornell

Test	Matrix	Reference	Result	Qualifier	Units	RPD	Limit	Analyzed
MET-T-MISA-TB	**Effluent**							
Batch R5626608								
WG3639280-4 MS		**L2651589-8**						
Thorium (Th)-Total			103.4		%		70-130	21-OCT-21
Tin (Sn)-Total			95.6		%		70-130	21-OCT-21
Titanium (Ti)-Total			97.8		%		70-130	21-OCT-21
Tungsten (W)-Total			93.1		%		70-130	21-OCT-21
Uranium (U)-Total			100.4		%		70-130	21-OCT-21
Vanadium (V)-Total			104.0		%		70-130	21-OCT-21
Zinc (Zn)-Total			106.8		%		70-130	21-OCT-21
Zirconium (Zr)-Total			98.5		%		70-130	21-OCT-21
NH3-MISA-F-TB	**Effluent**							
Batch R5622917								
WG3638997-3 DUP		**L2651582-1**						
Ammonia, Total (as N)		6.60	6.48		mg/L	1.7	20	18-OCT-21
WG3638997-2 LCS								
Ammonia, Total (as N)			101.0		%		85-115	18-OCT-21
WG3638997-1 MB								
Ammonia, Total (as N)			0.004		mg/L		0.005	18-OCT-21
Batch R5625182								
WG3639000-3 DUP		**L2651589-17**						
Ammonia, Total (as N)		0.020	0.014	J	mg/L	0.0052	0.01	20-OCT-21
WG3639000-2 LCS								
Ammonia, Total (as N)			97.8		%		85-115	20-OCT-21
WG3639000-1 MB								
Ammonia, Total (as N)			<0.002		mg/L		0.005	20-OCT-21
WG3639000-4 MS		**L2651589-18**						
Ammonia, Total (as N)			114.5		%		75-125	20-OCT-21
NO2-MISA-IC-TB	**Effluent**							
Batch R5621496								
WG3638756-3 DUP		**L2651589-17**						
Nitrite (as N)		<0.001	<0.001	RPD-NA	mg/L	N/A	20	16-OCT-21
WG3638746-2 LCS								
Nitrite (as N)			103.7		%		90-110	16-OCT-21
WG3638756-2 LCS								
Nitrite (as N)			103.5		%		90-110	16-OCT-21
WG3639042-2 LCS								
Nitrite (as N)			103.0		%		90-110	16-OCT-21
WG3638746-1 MB								

Quality Control Report

Client: New Gold Inc. Rainy River Project
24 Marr Rd
Barwick ON P0W 1A0
Contact: Garnet Cornell

Test	Matrix	Reference	Result	Qualifier	Units	RPD	Limit	Analyzed
NO2-MISA-IC-TB	**Effluent**							
Batch R5621496								
WG3638746-1 MB								
Nitrite (as N)			<0.001		mg/L		0.01	16-OCT-21
WG3638756-1 MB								
Nitrite (as N)			<0.001		mg/L		0.01	16-OCT-21
WG3639042-1 MB								
Nitrite (as N)			<0.001		mg/L		0.01	16-OCT-21
WG3638756-4 MS		**L2651589-18**						
Nitrite (as N)			102.5		%		75-125	16-OCT-21
NO3-MISA-IC-TB	**Effluent**							
Batch R5621496								
WG3638756-3 DUP		**L2651589-17**						
Nitrate (as N)		<0.002	<0.002	RPD-NA	mg/L	N/A	20	16-OCT-21
WG3638746-2 LCS								
Nitrate (as N)			107.3		%		90-110	16-OCT-21
WG3638756-2 LCS								
Nitrate (as N)			105.5		%		90-110	16-OCT-21
WG3639042-2 LCS								
Nitrate (as N)			104.6		%		90-110	16-OCT-21
WG3638746-1 MB								
Nitrate (as N)			<0.002		mg/L		0.02	16-OCT-21
WG3638756-1 MB								
Nitrate (as N)			<0.002		mg/L		0.02	16-OCT-21
WG3639042-1 MB								
Nitrate (as N)			<0.002		mg/L		0.02	16-OCT-21
WG3638756-4 MS		**L2651589-18**						
Nitrate (as N)			106.3		%		75-125	16-OCT-21
WG3639042-4 MS		**L2651521-1**						
Nitrate (as N)			N/A	MS-B	%		-	16-OCT-21
OGG-TOT-WT	**Effluent**							
Batch R5624325								
WG3640291-2 LCS								
Oil and Grease, Total			90.3		%		50-150	19-OCT-21
WG3640291-1 MB								
Oil and Grease, Total			0.6		mg/L		1	19-OCT-21
Batch R5625087								
WG3641276-2 LCS								
Oil and Grease, Total			92.3		%		50-150	20-OCT-21
WG3641276-1 MB								

Quality Control Report

Client: New Gold Inc. Rainy River Project
24 Marr Rd
Barwick ON P0W 1A0
Contact: Garnet Cornell

Test	Matrix	Reference	Result	Qualifier	Units	RPD	Limit	Analyzed
OGG-TOT-WT	**Effluent**							
Batch R5625087								
WG3641276-1 MB								
Oil and Grease, Total			0.8		mg/L		1	20-OCT-21
PH-MISA-TB	**Effluent**							
Batch R5621522								
WG3638706-3 DUP		**L2651589-9**						
pH		7.66	7.55	J	pH	0.11	0.2	16-OCT-21
WG3639012-3 DUP		**L2651482-1**						
pH		7.92	8.00	J	pH	0.08	0.2	16-OCT-21
WG3638701-2 LCS								
pH			7.00		pH		6.9-7.1	16-OCT-21
WG3638706-2 LCS								
pH			7.01		pH		6.9-7.1	16-OCT-21
WG3639012-2 LCS								
pH			7.00		pH		6.9-7.1	16-OCT-21
SO4-MISA-IC-TB	**Effluent**							
Batch R5621496								
WG3638756-3 DUP		**L2651589-17**						
Sulfate (SO4)		1.90	1.75		mg/L	8.2	20	16-OCT-21
WG3638746-2 LCS								
Sulfate (SO4)			105.9		%		90-110	16-OCT-21
WG3638756-2 LCS								
Sulfate (SO4)			106.3		%		90-110	16-OCT-21
WG3639042-2 LCS								
Sulfate (SO4)			105.3		%		90-110	16-OCT-21
WG3638746-1 MB								
Sulfate (SO4)			<0.05		mg/L		0.3	16-OCT-21
WG3638756-1 MB								
Sulfate (SO4)			<0.05		mg/L		0.3	16-OCT-21
WG3639042-1 MB								
Sulfate (SO4)			<0.05		mg/L		0.3	16-OCT-21
WG3638756-4 MS		**L2651589-18**						
Sulfate (SO4)			104.7		%		75-125	16-OCT-21
WG3639042-4 MS		**L2651521-1**						
Sulfate (SO4)			N/A	MS-B	%		-	16-OCT-21
TDS-MISA-TB	**Effluent**							

Quality Control Report

Client: New Gold Inc. Rainy River Project
24 Marr Rd
Barwick ON P0W 1A0
Contact: Garnet Cornell

Test	Matrix	Reference	Result	Qualifier	Units	RPD	Limit	Analyzed
TDS-MISA-TB	**Effluent**							
Batch R5622280								
WG3639256-2 LCS								
Total Dissolved Solids			98.2		%		85-115	17-OCT-21
WG3639256-1 MB								
Total Dissolved Solids			2		mg/L		10	17-OCT-21
Batch R5622317								
WG3639312-2 LCS								
Total Dissolved Solids			97.0		%		85-115	17-OCT-21
WG3639312-1 MB								
Total Dissolved Solids			<2		mg/L		10	17-OCT-21
Batch R5622318								
WG3639322-2 LCS								
Total Dissolved Solids			92.2		%		85-115	17-OCT-21
WG3639322-1 MB								
Total Dissolved Solids			6		mg/L		10	17-OCT-21
TSS-MISA-TB	**Effluent**							
Batch R5622183								
WG3639257-2 LCS								
Total Suspended Solids			104.7		%		85-115	17-OCT-21
WG3639257-1 MB								
Total Suspended Solids			<0.5		mg/L		3	17-OCT-21
Batch R5622219								
WG3639321-2 LCS								
Total Suspended Solids			90.3		%		85-115	17-OCT-21
WG3639321-1 MB								
Total Suspended Solids			<0.5		mg/L		3	17-OCT-21
Batch R5622262								
WG3639313-2 LCS								
Total Suspended Solids			89.2		%		85-115	17-OCT-21
WG3639313-1 MB								
Total Suspended Solids			<0.5		mg/L		3	17-OCT-21

Quality Control Report

Workorder: L2651589 Report Date: 23-DEC-21

Client: New Gold Inc. Rainy River Project
24 Marr Rd
Barwick ON P0W 1A0
Contact: Garnet Cornell

Legend:

Limit	ALS Control Limit (Data Quality Objectives)
DUP	Duplicate
RPD	Relative Percent Difference
N/A	Not Available
LCS	Laboratory Control Sample
SRM	Standard Reference Material
MS	Matrix Spike
MSD	Matrix Spike Duplicate
ADE	Average Desorption Efficiency
MB	Method Blank
IRM	Internal Reference Material
CRM	Certified Reference Material
CCV	Continuing Calibration Verification
CVS	Calibration Verification Standard
LCSD	Laboratory Control Sample Duplicate

Sample Parameter Qualifier Definitions:

Qualifier	Description
<DL	Recorded value = measured amount <LMDL (non-zero)
<T	A Measurable Trace Amount: Interpret With Caution
<W	No Measurable Response (Zero): < Reported Value
B	Method Blank exceeds ALS DQO. Associated sample results which are < Limit of Reporting or > 5 times blank level are considered reliable.
BODF	BOD analyzed from frozen (preserved) sample. Hold time for unpreserved samples was exceeded, but freezing can extend hold time to at least 1 month, according to ISO 5667-3 (2018).
J	Duplicate results and limits are expressed in terms of absolute difference.
MS-B	Matrix Spike recovery could not be accurately calculated due to high analyte background in sample.
RPD-NA	Relative Percent Difference Not Available due to result(s) being less than detection limit.

Quality Control Report

Workorder: L2651589 Report Date: 23-DEC-21

Client: New Gold Inc. Rainy River Project
24 Marr Rd
Barwick ON P0W 1A0
Contact: Garnet Cornell

Hold Time Exceedances:

ALS Product Description	Sample ID	Sampling Date	Date Processed	Rec. HT	Actual HT	Units	Qualifier
Physical Tests							
Colour, True							
	3	12-OCT-21 09:00	16-OCT-21 11:30	3	4	days	EHTR
	14	12-OCT-21 09:45	16-OCT-21 11:30	3	4	days	EHTR
Turbidity							
	2	12-OCT-21 14:40	16-OCT-21 13:00	3	4	days	EHTL
	3	12-OCT-21 09:00	17-OCT-21 12:30	3	5	days	EHTR
	5	12-OCT-21 13:30	16-OCT-21 13:00	3	4	days	EHTL
	9	12-OCT-21 13:00	16-OCT-21 13:00	3	4	days	EHTL
	14	12-OCT-21 09:45	16-OCT-21 13:00	3	4	days	EHTR
	17	12-OCT-21 13:30	16-OCT-21 13:00	3	4	days	EHTL
Anions and Nutrients							
Filtr./Pres. for Carbons Subcontract							
	3	12-OCT-21 09:00	18-OCT-21 14:00	3	6	days	EHTR
	10	13-OCT-21 12:50	18-OCT-21 14:00	3	5	days	EHT
	11	13-OCT-21 13:50	18-OCT-21 14:00	3	5	days	EHT
	12	13-OCT-21 14:45	18-OCT-21 14:00	3	5	days	EHT
	13	13-OCT-21 14:50	18-OCT-21 14:00	3	5	days	EHT
	14	12-OCT-21 09:45	18-OCT-21 14:00	3	6	days	EHTR
	16	13-OCT-21 13:10	18-OCT-21 14:00	3	5	days	EHT
	18	13-OCT-21 12:00	18-OCT-21 14:00	3	5	days	EHT
Organic / Inorganic Carbon							
Dissolved Organic Carbon for MISA							
	3	12-OCT-21 09:00	21-OCT-21 00:00	3	9	days	EHTR
	10	13-OCT-21 12:50	20-OCT-21 00:00	3	6	days	EHT
	11	13-OCT-21 13:50	20-OCT-21 00:00	3	6	days	EHT
	12	13-OCT-21 14:45	20-OCT-21 00:00	3	6	days	EHT
	13	13-OCT-21 14:50	20-OCT-21 00:00	3	6	days	EHT
	14	12-OCT-21 09:45	21-OCT-21 00:00	3	9	days	EHTR
	16	13-OCT-21 13:10	20-OCT-21 00:00	3	6	days	EHT
	18	13-OCT-21 12:00	20-OCT-21 00:00	3	7	days	EHT
Aggregate Organics							
Biochemical Oxygen Demand (BOD)							
	2	12-OCT-21 14:40	19-OCT-21 13:05	4	7	days	EHT
	3	12-OCT-21 09:00	19-OCT-21 13:05	4	7	days	EHTL
	5	12-OCT-21 13:30	19-OCT-21 13:05	4	7	days	EHT
	6	12-OCT-21 10:35	19-OCT-21 13:05	4	7	days	EHT
	7	12-OCT-21 11:55	19-OCT-21 13:05	4	7	days	EHT
	8	12-OCT-21 11:00	19-OCT-21 13:05	4	7	days	EHT
	9	12-OCT-21 13:00	19-OCT-21 13:05	4	7	days	EHT
	14	12-OCT-21 09:45	19-OCT-21 13:05	4	7	days	EHTL
	15	12-OCT-21 10:35	19-OCT-21 13:05	4	7	days	EHT
	17	12-OCT-21 13:30	19-OCT-21 13:05	4	7	days	EHT

Legend & Qualifier Definitions:

EHTR-FM: Exceeded ALS recommended hold time prior to sample receipt. Field Measurement recommended.
EHTR: Exceeded ALS recommended hold time prior to sample receipt.
EHTL: Exceeded ALS recommended hold time prior to analysis. Sample was received less than 24 hours prior to expiry.
EHT: Exceeded ALS recommended hold time prior to analysis.
Rec. HT: ALS recommended hold time (see units).

Notes*:
Where actual sampling date is not provided to ALS, the date (& time) of receipt is used for calculation purposes.

Quality Control Report

Workorder: L2651589 Report Date: 23-DEC-21

Client: New Gold Inc. Rainy River Project
24 Marr Rd
Barwick ON P0W 1A0
Contact: Garnet Cornell

Where actual sampling time is not provided to ALS, the earlier of 12 noon on the sampling date or the time (& date) of receipt is used for calculation purposes. Samples for L2651589 were received on 15-OCT-21 10:30.

ALS recommended hold times may vary by province. They are assigned to meet known provincial and/or federal government requirements. In the absence of regulatory hold times, ALS establishes recommendations based on guidelines published by the US EPA, APHA Standard Methods, or Environment Canada (where available). For more information, please contact ALS.

The ALS Quality Control Report is provided to ALS clients upon request. ALS includes comprehensive QC checks with every analysis to ensure our high standards of quality are met. Each QC result has a known or expected target value, which is compared against pre-determined data quality objectives to provide confidence in the accuracy of associated test results.

Please note that this report may contain QC results from anonymous Sample Duplicates and Matrix Spikes that do not originate from this Work Order.

L2651589-COFC

AJ

ALS Environmental

CHAIN OF CUSTODY RECORD - ALS-444833560

L2651589

Project Name: Rainy River
Location: Chapple
Project Number:
Project Manager:
PO Number:
Project:
Turn Around Time (days): 10 Business Days
Shipping Company:
Shipping Date: 10/14/2021 8:32:00 AM
COC Number: ALS-444833560

	Containers	SW Kit	Ra-226 Bottle								Number of Containers	Comments
	Filtered	N	N									
	Preservatives											
		NG-SW-P-TB	RA226-MMER-BE									
Sample Code						Date and Time	Matrix					
1 FB_SW_20211005						10/13/2021 12:00	SW	X								11	
2 SW02_SW_20211005	5.28	7.16	13.5			10/12/2021 14:40	SW	X								11	
3 SW03_SW_20211005	3.7	7.16	12.4			10/12/2021 09:00	SW	X								11	
4 SW06_SW_20211005	5.99	7.24	11.3			10/13/2021 12:00	SW	X								11	
5 SW10_SW_20211005	6.71	7.39	12.7			10/12/2021 13:30	SW	X								11	
6 SW15_SW_20211005	6.54	7.64	12.8			10/12/2021 10:35	SW	X								11	

	Signature	Date/Time
Shipped by		10/14/2021 8:32:00 AM
Received by	SR	15/10/21 10:30

Shipping Details	ATTN	Special Instructions:
Method of Shipment: Courier On Ice: yes / no Shipped: Air/Ground Lab Name: ALS Thunder Bay Lab Phone:		No samples have been filtered. Email Invoice to: rainyriver.accounts1@newgold.com Email Report to: rainyriver.labresults@newgold.com

9.8°C

SB

AJ



L2651589-COFC

ALS Environmental

CHAIN OF CUSTODY RECORD - ALS-444833560

L2651589

Project Name: Rainy River
Location: Chapple
Project Number:
Project Manager:
PO Number:
Project:
Turn Around Time (days): 10 Business Days
Shipping Company:
Shipping Date: 10/14/2021 8:32:00 AM
COC Number: ALS-444833560

	Containers	SW Kit	Ra-226 Bottle								
	Filtered	N	N								
	Preservatives										
		NG-SW-P-TB	RA226-MMER-BE							Number of Containers	Comments
Sample Code				Date and Time	Matrix						
7 SW16_SW_20211005	7.64	7.66	14.8	10/12/2021 11:55	SW	X								11	
8 SW17_SW_20211005	6.86	7.86	16.6	10/12/2021 11:00	SW	X								11	
9 SW20_SW_20211005	6	7.66	12.3	10/12/2021 13:00	SW	X	X							12	
10 SW21A_SW_20211005	3.42	7.38	11.6	10/13/2021 12:50	SW	X								11	
11 SW22A_SW_20211005	4.5	7.33	11.6	10/13/2021 13:50	SW	X	X							12	
12 SW23_SW_20211005	5.99	7.24	11.3	10/13/2021 14:45	SW	X	X							12	
13 SW24_SW_20211005	5.55	7.29	11.4	10/13/2021 14:50	SW	X	X							12	

	Signature	Data/Time
Shipped by		10/14/2021 8:32:00 AM
Received by	82	15/10/21 10:30

Shipping Details	ATTN	Special Instructions:
Method of Shipment: Courier **On Ice:** yes / no **Shipped:** Air/Ground **Lab Name:** ALS Thunder Bay **Lab Phone:**		No samples have been filtered. **Email Invoice to:** rainyriver.accounts1@newgold.com **Email Report to:** rainyriver.labresults@newgold.com

9.2

SB

AJ

L2651589-COFC

ALS Environmental

CHAIN OF CUSTODY RECORD - ALS-444833560

L2651589

Project Name: Rainy River
Location: Chapple
Project Number:
Project Manager:
PO Number:
Project:
Turn Around Time (days): 10 Business Days
Shipping Company:
Shipping Date: 10/14/2021 8:32:00 AM
COC Number: ALS-444833560

	Containers	SW Kit	Ra-226 Bottle								Number of Containers	Comments
	Filtered	N	N									
	Preservatives											
		NG-SW-P-TB	RA226-MMER-BE									
Sample Code					Date and Time	Matrix						
SW25_SW_20211005		8.08	7.91	11.5	10/12/2021 09:45	SW	X								11	
SW26_SW_20211005		9.45	7.7	11.6	10/12/2021 10:35	SW	X								11	
SW27_SW_20211005		8.4	7.41	11.2	10/13/2021 13:10	SW	X								11	
SW28A_SW_20211005		9.45	7.84	13.7	10/12/2021 13:30	SW	X								11	
TB_SW_20211005					10/13/2021 12:00	SW	X								11	

	Signature	Data/Time
Shipped by		10/14/2021 8:32:00 AM
Received by		15/10/21 10:30

9.8°C

Shipping Details
Method of Shipment: Courier
On Ice: yes / no
Shipped: Air/Ground
Lab Name: ALS Thunder Bay
Lab Phone:

ATTN

Special Instructions:
No samples have been filtered.

Email Invoice to:
rainyriver.accounts1@newgold.com
Email Report to:
rainyriver.labresults@newgold.com

SB



AJ

ALS Environmental

CHAIN OF CUSTODY RECORD - ALS-444833560

L2651589

Drinking Water (DW) Samples (client use)
Are samples taken from a Regulated DW System? Yes X No
Are samples for human consumption / use? Yes X No
Samples from a Regulated DW System require an Authorized DW COC form

Sample Receipt Details (ALS use only)							
Cooling Method: ☐ None ☐ Ice ☐ Ice Packs ☐ Frozen ☐ Cooling Initiated							
Submission Comments identified on Sample Receipt Notification: ☐ Yes ☐ No							
Cooler Custody Seals Intact: ☐ Yes ☐ NA Sample Custody Seals Intact: ☐ Yes ☐ NA							
Initial Cooler Temperatures °C				Final Cooler Temperatures °C			

	Signature	Date/Time
Shipped by		10/14/2021 8:32:00 AM
Received by		

Shipping Details	ATTN	Special Instructions:
Method of Shipment: Courier On Ice: yes / no Shipped: Air/Ground Lab Name: ALS Thunder Bay Lab Phone:		No samples have been filtered. Email Invoice to: rainyriver.accounts1@newgold.com Email Report to: rainyriver.labresults@newgold.com

SB

New Gold Inc. Rainy River Project
ATTN: Garnet Cornell
24 Marr Rd
Barwick ON P0W 1A0

Date Received: 22-OCT-21
Report Date: 01-NOV-21 13:05 (MT)
Version: FINAL

Client Phone: 807-234-8200

Certificate of Analysis

Lab Work Order #: L2654316

Project P.O. #: 4500038941
Job Reference:
C of C Numbers:
Legal Site Desc:

Christine Paradis
Project Manager

[This report shall not be reproduced except in full without the written authority of the Laboratory.]

ALS ENVIRONMENTAL ANALYTICAL REPORT

Sample Details/Parameters	Result	Qualifier*	D.L.	Units	Extracted	Analyzed	Batch
L2654316-1 1-TEEPLE CULVERT_MM_20211005 Sampled By: Client on 20-OCT-21 @ 11:10 Matrix: Effluent							
Anions and Nutrients							
Sulfate (SO4)	23.3		0.30	mg/L		28-OCT-21	R5632351
Total Metals							
Mercury (Hg)-Total	0.000005	<DL	0.000030	mg/L		28-OCT-21	R5631096
Dissolved Metals							
Mercury (Hg)-Dissolved	<0.000005	<W	0.000030	mg/L		28-OCT-21	R5631098
Speciated Metals							
Methylmercury (as MeHg)-Total	0.000609		0.000020	ug/L	28-OCT-21	29-OCT-21	R5628359
L2654316-2 2-SW20_MM_20211005 Sampled By: Client on 20-OCT-21 @ 11:05 Matrix: Effluent							
Anions and Nutrients							
Sulfate (SO4)	9.75		0.30	mg/L		28-OCT-21	R5632351
Total Metals							
Mercury (Hg)-Total	<0.000005	<W	0.000030	mg/L		28-OCT-21	R5631096
Dissolved Metals							
Mercury (Hg)-Dissolved	<0.000005	<W	0.000030	mg/L		28-OCT-21	R5631098
Speciated Metals							
Methylmercury (as MeHg)-Total	0.000591		0.000020	ug/L	28-OCT-21	29-OCT-21	R5628359
L2654316-3 3-SW10_MM_20211005 Sampled By: Client on 20-OCT-21 @ 10:50 Matrix: Effluent							
Anions and Nutrients							
Sulfate (SO4)	7.95		0.30	mg/L		28-OCT-21	R5632351
Total Metals							
Mercury (Hg)-Total	<0.000005	<W	0.000030	mg/L		28-OCT-21	R5631096
Dissolved Metals							
Mercury (Hg)-Dissolved	<0.000005	<W	0.000030	mg/L		28-OCT-21	R5631098
Speciated Metals							
Methylmercury (as MeHg)-Total	0.000687		0.000020	ug/L	28-OCT-21	29-OCT-21	R5628359
L2654316-4 4-SW22A_MM_20211005 Sampled By: Client on 20-OCT-21 @ 10:10 Matrix: Effluent							
Anions and Nutrients							
Sulfate (SO4)	144		0.30	mg/L		28-OCT-21	R5632351
Total Metals							
Mercury (Hg)-Total	<0.000005	<W	0.000030	mg/L		28-OCT-21	R5631096
Dissolved Metals							
Mercury (Hg)-Dissolved	<0.000005	<W	0.000030	mg/L		28-OCT-21	R5631098
Speciated Metals							
Methylmercury (as MeHg)-Total	0.000527		0.000020	ug/L	28-OCT-21	29-OCT-21	R5628359
L2654316-5 5-SW03_MM_20211005 Sampled By: Client on 20-OCT-21 @ 09:50 Matrix: Effluent							
Anions and Nutrients							
Sulfate (SO4)	86.3		0.30	mg/L		28-OCT-21	R5632351

* Refer to Referenced Information for Qualifiers (if any) and Methodology.

ALS ENVIRONMENTAL ANALYTICAL REPORT

Sample Details/Parameters	Result	Qualifier*	D.L.	Units	Extracted	Analyzed	Batch
L2654316-5 5-SW03_MM_20211005 Sampled By: Client on 20-OCT-21 @ 09:50 Matrix: Effluent							
Anions and Nutrients							
Total Metals							
Mercury (Hg)-Total	<0.000005	<W	0.000030	mg/L		28-OCT-21	R5631096
Dissolved Metals							
Mercury (Hg)-Dissolved	<0.000005	<W	0.000030	mg/L		28-OCT-21	R5631098
Speciated Metals							
Methylmercury (as MeHg)-Total	0.000595		0.000020	ug/L	28-OCT-21	29-OCT-21	R5628359
L2654316-6 6-SW24_MM_20211005 Sampled By: Client on 20-OCT-21 @ 09:20 Matrix: Effluent							
Anions and Nutrients							
Sulfate (SO4)	156		0.30	mg/L		28-OCT-21	R5632351
Total Metals							
Mercury (Hg)-Total	<0.000005	<W	0.000030	mg/L		28-OCT-21	R5631096
Dissolved Metals							
Mercury (Hg)-Dissolved	<0.000005	<W	0.000030	mg/L		28-OCT-21	R5631098
Speciated Metals							
Methylmercury (as MeHg)-Total	0.000555		0.000020	ug/L	28-OCT-21	29-OCT-21	R5628359
L2654316-7 SP1_MM_20211005 Sampled By: Client on 20-OCT-21 @ 09:50 Matrix: Effluent							
Speciated Metals							
Methylmercury (as MeHg)-Total	0.000177		0.000020	ug/L	28-OCT-21	29-OCT-21	R5628359
L2654316-8 SP2_MM_20211005 Sampled By: Client on 20-OCT-21 @ 09:00 Matrix: Effluent							
Speciated Metals							
Methylmercury (as MeHg)-Total	0.000309		0.000020	ug/L	28-OCT-21	29-OCT-21	R5628359
L2654316-9 WMP_MM_20211005 Sampled By: Client on 20-OCT-21 @ 12:00 Matrix: Effluent							
Speciated Metals							
Methylmercury (as MeHg)-Total	0.000064		0.000020	ug/L	28-OCT-21	29-OCT-21	R5628359

* Refer to Referenced Information for Qualifiers (if any) and Methodology.

Reference Information

QC Samples with Qualifiers & Comments:

QC Type Description	Parameter	Qualifier	Applies to Sample Number(s)

Sample Parameter Qualifier key listed:

Qualifier	Description
<DL	Recorded value = measured amount <LMDL (non-zero)
<W	No Measurable Response (Zero): < Reported Value

Test Method References:

ALS Test Code	Matrix	Test Description	Method Reference**
HG-DIS-WT	Effluent	Mercury (Hg)-Dissolved for MISA	SW846 7470A
HG-TOT-WT	Effluent	Mercury (Hg)-Total for MISA	SW846 7470A
MEHG-T-GCAF-VA	Water	Total Methylmercury in Water by GCAFS	EPA 1630 (mod)

This method follows Method 1630 of the US EPA. Samples are distilled under an inert gas flow to isolate methylmercury and minimize matrix interferences. The distillate is analyzed by aqueous phase ethylation, purge and trap, desorption and GC separation. The separated species are then pyrolized to elemental Hg and quantified by cold vapour atomic flourescence spectroscopy. Results are reported "as MeHg".

SO4-MISA-IC-TB	Effluent	Sulfate in Water by IC	EPA 300.1 (mod)

Anions in aqueous matrices are analyzed using ion chromatography with conductivity and/or UV absorbance detectors.

** ALS test methods may incorporate modifications from specified reference methods to improve performance.

The last two letters of the above test code(s) indicate the laboratory that performed analytical analysis for that test. Refer to the list below:

Laboratory Definition Code	Laboratory Location
WT	ALS ENVIRONMENTAL - WATERLOO, ONTARIO, CANADA
TB	ALS ENVIRONMENTAL - THUNDER BAY, ONTARIO, CANADA
VA	ALS ENVIRONMENTAL - VANCOUVER, BRITISH COLUMBIA, CANADA

Chain of Custody Numbers:

GLOSSARY OF REPORT TERMS

Surrogates are compounds that are similar in behaviour to target analyte(s), but that do not normally occur in environmental samples. For applicable tests, surrogates are added to samples prior to analysis as a check on recovery. In reports that display the D.L. column, laboratory objectives for surrogates are listed there.
mg/kg - milligrams per kilogram based on dry weight of sample
mg/kg wwt - milligrams per kilogram based on wet weight of sample
mg/kg lwt - milligrams per kilogram based on lipid weight of sample
mg/L - unit of concentration based on volume, parts per million.
< - Less than.
D.L. - The reporting limit.
N/A - Result not available. Refer to qualifier code and definition for explanation.

Test results reported relate only to the samples as received by the laboratory.
UNLESS OTHERWISE STATED, ALL SAMPLES WERE RECEIVED IN ACCEPTABLE CONDITION.
Analytical results in unsigned test reports with the DRAFT watermark are subject to change, pending final QC review.

Quality Control Report

Workorder: L2654316 Report Date: 01-NOV-21

Client: New Gold Inc. Rainy River Project
24 Marr Rd
Barwick ON P0W 1A0

Contact: Garnet Cornell

Test	Matrix	Reference	Result	Qualifier	Units	RPD	Limit	Analyzed
MEHG-T-GCAF-VA	**Water**							
Batch R5628359								
WG3648993-2 DUP		**L2654316-1**						
Methylmercury (as MeHg)-Total		0.000609	0.000554		ug/L	9.5	20	29-OCT-21
WG3648993-3 LCS								
Methylmercury (as MeHg)-Total			89.3		%		70-130	29-OCT-21
WG3648993-1 MB								
Methylmercury (as MeHg)-Total			<0.000020		ug/L		0.00002	29-OCT-21
WG3648993-4 MS		**L2653774-7**						
Methylmercury (as MeHg)-Total			91.7		%		70-130	29-OCT-21
HG-DIS-WT	**Effluent**							
Batch R5631098								
WG3646215-3 DUP		**L2654267-1**						
Mercury (Hg)-Dissolved		<0.000005	<0.000005	RPD-NA	mg/L	N/A	20	28-OCT-21
WG3646215-2 LCS								
Mercury (Hg)-Dissolved			100.0		%		80-120	28-OCT-21
WG3646215-1 MB								
Mercury (Hg)-Dissolved			<0.000005		mg/L		0.00003	28-OCT-21
WG3646215-4 MS		**L2654267-2**						
Mercury (Hg)-Dissolved			93.6		%		70-130	28-OCT-21
HG-TOT-WT	**Effluent**							
Batch R5631096								
WG3646213-3 DUP		**L2654267-1**						
Mercury (Hg)-Total		<0.000005	<0.000005	RPD-NA	mg/L	N/A	20	28-OCT-21
WG3646213-2 LCS								
Mercury (Hg)-Total			97.5		%		80-120	28-OCT-21
WG3646213-1 MB								
Mercury (Hg)-Total			<0.000005		mg/L		0.00003	28-OCT-21
WG3646213-4 MS		**L2654267-2**						
Mercury (Hg)-Total			93.0		%		70-130	28-OCT-21
SO4-MISA-IC-TB	**Effluent**							
Batch R5632351								
WG3645579-3 DUP		**L2654316-1**						
Sulfate (SO4)		23.3	23.5		mg/L	0.8	20	28-OCT-21
WG3645579-2 LCS								
Sulfate (SO4)			102.4		%		90-110	28-OCT-21
WG3645579-1 MB								
Sulfate (SO4)			<0.05		mg/L		0.3	28-OCT-21
WG3645579-4 MS		**L2654316-2**						

Quality Control Report

Client: New Gold Inc. Rainy River Project
24 Marr Rd
Barwick ON P0W 1A0
Contact: Garnet Cornell

Test	Matrix	Reference	Result	Qualifier	Units	RPD	Limit	Analyzed
SO4-MISA-IC-TB	**Effluent**							
Batch R5632351								
WG3645579-4 MS		**L2654316-2**						
Sulfate (SO4)			99.8		%		75-125	28-OCT-21

Quality Control Report

Workorder: L2654316 Report Date: 01-NOV-21

Client: New Gold Inc. Rainy River Project
24 Marr Rd
Barwick ON P0W 1A0
Contact: Garnet Cornell

Legend:

Limit	ALS Control Limit (Data Quality Objectives)
DUP	Duplicate
RPD	Relative Percent Difference
N/A	Not Available
LCS	Laboratory Control Sample
SRM	Standard Reference Material
MS	Matrix Spike
MSD	Matrix Spike Duplicate
ADE	Average Desorption Efficiency
MB	Method Blank
IRM	Internal Reference Material
CRM	Certified Reference Material
CCV	Continuing Calibration Verification
CVS	Calibration Verification Standard
LCSD	Laboratory Control Sample Duplicate

Sample Parameter Qualifier Definitions:

Qualifier	Description
<W	No Measurable Response (Zero): < Reported Value
RPD-NA	Relative Percent Difference Not Available due to result(s) being less than detection limit.

Hold Time Exceedances:

All test results reported with this submission were conducted within ALS recommended hold times.

ALS recommended hold times may vary by province. They are assigned to meet known provincial and/or federal government requirements. In the absence of regulatory hold times, ALS establishes recommendations based on guidelines published by the US EPA, APHA Standard Methods, or Environment Canada (where available). For more information, please contact ALS.

The ALS Quality Control Report is provided to ALS clients upon request. ALS includes comprehensive QC checks with every analysis to ensure our high standards of quality are met. Each QC result has a known or expected target value, which is compared against pre-determined data quality objectives to provide confidence in the accuracy of associated test results.

Please note that this report may contain QC results from anonymous Sample Duplicates and Matrix Spikes that do not originate from this Work Order.

L2654316-COFC

L2654316

ALS Environmental

CHAIN OF CUSTODY RECORD - ALS-444905212

Project Name: Rainy River
Location: Chapple
Project Number:
Project Manager:
PO Number:
Project:
Turn Around Time (days): 10 Business Days
Shipping Company:
Shipping Date: 10/21/2021 12:30:00 PM
COC Number: ALS-444905212

	Containers	Mercury - Total and	MeHg Bottle	Internal Monitoring								
	Filtered	N	N	Y								
	Preservatives											
		HG-TOT_DIS-WT	MEHG-T-GCAF-VA (Methyl Hg)	NG-OIM-P-TB							Number of Containers	Comments
Sample Code				Date and Time	Matrix							
1 - TEEPLE CULVERT_MM_20211005				10/20/2021 11:10	SW	X	X							3	
2 - SW20_MM_20211005				10/20/2021 11:05	SW		X							1	
3 - SW10_MM_20211005				10/20/2021 10:50	SW		X							1	
4 - SW22A_MM_20211005				10/20/2021 10:10	SW		X							1	
5 - SW03_MM_20211005				10/20/2021 09:50	SW		X							1	
6 - SW24_MM_20211005				10/20/2021 09:20	SW		X							1	

	Signature	Data/Time
Shipped by		10/21/2021 12:30:00 PM
Received by		22/10/21 09:50

Shipping Details
Method of Shipment: Courier
On Ice: yes / no
Shipped: Air/Ground
Lab Name: ALS Thunder Bay
Lab Phone:

ATTN

Special Instructions:

Email Invoice to: rainyriver.accounts1@newgold.com
Email Report to: rainyriver.labresults@newgold.com

9.7°C

SB

L2654316-COFC

L2654316

ALS Environmental

CHAIN OF CUSTODY RECORD - ALS-444905212

Project Name: Rainy River
Location: Chapple
Project Number:
Project Manager:
PO Number:
Project:
Turn Around Time (days): 10 Business Days
Shipping Company:
Shipping Date: 10/21/2021 12:30:00 PM
COC Number: ALS-444905212

						Containers	Mercury - Total and	MeHg Bottle	Internal Monitoring							Number of Containers	Comments
						Filtered	N	N	Y								
						Preservatives											
Sample Code				Date and Time	Matrix	HG-TOT_DIS-WT	MEHG-T-GCAF-VA (Methyl Hg)	NG-OIM-P-TB									
SP1_MM_20211005				10/20/2021 09:50	EFF		X	X								14	
SP2_MM_20211005				10/20/2021 09:00	EFF		X	X								14	
WMP_MM_20211005				10/20/2021 12:00	EFF		X	X								14	

Drinking Water (DW) Samples (client use)
Are samples taken from a Regulated DW System? Yes X No

Sample Receipt Details (ALS use only)
Cooling Method: ☐ None ☐ Ice ☐ Ice Packs ☐ Frozen ☐ Cooling Initiated
Submission Comments identified on Sample Receipt Notification: ☐ Yes ☐ No

	Signature	Date/Time
Shipped by		10/21/2021 12:30:00 PM
Received by		22/10/21 @ 9.50

Shipping Details
Method of Shipment: Courier
On Ice: yes / no
Shipped: Air/Ground
Lab Name: ALS Thunder Bay
Lab Phone:

ATTN

Special Instructions:

Email Invoice to: rainyriver.accounts1@newgold.com
Email Report to: rainyriver.labresults@newgold.com

9.6

New Gold Inc. Rainy River Project
ATTN: Garnet Cornell
24 Marr Rd
Barwick ON P0W 1A0

Date Received: 11-NOV-21
Report Date: 23-DEC-21 12:07 (MT)
Version: FINAL

Client Phone: 807-234-8200

Certificate of Analysis

Lab Work Order #: L2661596

Project P.O. #: 4500038941
Job Reference: SW KIT
C of C Numbers:
Legal Site Desc:

Christine Paradis
Project Manager

[This report shall not be reproduced except in full without the written authority of the Laboratory.]

ALS ENVIRONMENTAL ANALYTICAL REPORT

Sample Details/Parameters	Result	Qualifier*	D.L.	Units	Extracted	Analyzed	Batch
L2661596-1 FB_SW_20211109 Sampled By: Client on 09-NOV-21 @ 11:20 Matrix: SW							
Physical Tests							
Color, True	239		2.0	CU		13-NOV-21	R5645748
Conductivity (EC)	0.4	<DL	1.0	uS/cm		12-NOV-21	R5645610
Hardness (as CaCO3)	<0.51		0.51	mg/L		26-NOV-21	
pH	5.67		0.10	pH		12-NOV-21	R5645610
Total Suspended Solids	<0.5	<W	3.0	mg/L		13-NOV-21	R5646338
Total Dissolved Solids	<2	<W	10	mg/L		13-NOV-21	R5646396
Turbidity	<0.10		0.10	NTU		11-NOV-21	R5643939
Anions and Nutrients							
Acidity (as CaCO3)	<0.2	<W	2.0	mg/L		15-NOV-21	R5649516
Alkalinity, Total (as CaCO3)	0.6	<DL	2.0	mg/L		12-NOV-21	R5645610
Ammonia, Total (as N)	<0.002	<W	0.0050	mg/L		15-NOV-21	R5649268
Chloride (Cl)	<0.10		0.10	mg/L	12-NOV-21	13-NOV-21	R5647276
Fluoride (F)	<0.020		0.020	mg/L	12-NOV-21	13-NOV-21	R5647276
Nitrate (as N)	<0.002	<W	0.020	mg/L		13-NOV-21	R5647276
Nitrite (as N)	<0.001	<W	0.010	mg/L		13-NOV-21	R5647276
Total Kjeldahl Nitrogen	<0.050		0.050	mg/L	11-NOV-21	16-NOV-21	R5651499
Orthophosphate-Dissolved (as P)	<0.0030		0.0030	mg/L	12-NOV-21	13-NOV-21	R5645901
Sulfate (SO4)	<0.05	<W	0.30	mg/L		13-NOV-21	R5647276
Cyanides							
Cyanide, Weak Acid Diss	<0.0001	<W	0.0020	mg/L		16-NOV-21	R5649748
Cyanide, Total	<0.0002	<W	0.0020	mg/L		16-NOV-21	R5649748
Cyanide, Free	0.0001	<DL	0.0020	mg/L		16-NOV-21	R5649748
Organic / Inorganic Carbon							
Dissolved Organic Carbon	0.78		0.50	mg/L	11-NOV-21	15-NOV-21	R5648216
Total Organic Carbon	<0.50		0.50	mg/L		17-NOV-21	R5653570
Total Metals							
Aluminum (Al)-Total	<0.0002	<W	0.0050	mg/L		25-NOV-21	R5657744
Antimony (Sb)-Total	<0.000005	<W	0.00060	mg/L		25-NOV-21	R5657744
Arsenic (As)-Total	<0.00001	<W	0.0010	mg/L		25-NOV-21	R5657744
Barium (Ba)-Total	<0.00001	<W	0.010	mg/L		25-NOV-21	R5657744
Beryllium (Be)-Total	<0.0000001	<W	0.0010	mg/L		25-NOV-21	R5657744
Bismuth (Bi)-Total	<0.00001	<W	0.0010	mg/L		25-NOV-21	R5657744
Boron (B)-Total	0.0015	<DL	0.050	mg/L		25-NOV-21	R5657744
Cadmium (Cd)-Total	<0.000001	<W	0.000017	mg/L		25-NOV-21	R5657744
Calcium (Ca)-Total	0.018	<DL	0.20	mg/L		25-NOV-21	R5657744
Cesium (Cs)-Total	<0.0000005	<W	0.000010	mg/L		25-NOV-21	R5657744
Chromium (Cr)-Total	0.00004	<DL	0.0010	mg/L		25-NOV-21	R5657744
Cobalt (Co)-Total	<0.000005	<W	0.00050	mg/L		25-NOV-21	R5657744
Copper (Cu)-Total	<0.00002	<W	0.0010	mg/L		25-NOV-21	R5657744
Iron (Fe)-Total	<0.0005	<W	0.020	mg/L		25-NOV-21	R5657744
Lead (Pb)-Total	<0.00001	<W	0.000050	mg/L		25-NOV-21	R5657744
Lithium (Li)-Total	<0.0002	<W	0.050	mg/L		25-NOV-21	R5657744

* Refer to Referenced Information for Qualifiers (if any) and Methodology.

ALS ENVIRONMENTAL ANALYTICAL REPORT

Sample Details/Parameters	Result	Qualifier*	D.L.	Units	Extracted	Analyzed	Batch
L2661596-1 FB_SW_20211109 Sampled By: Client on 09-NOV-21 @ 11:20 Matrix: SW							
Total Metals							
Magnesium (Mg)-Total	<0.0002	<W	0.020	mg/L		25-NOV-21	R5657744
Manganese (Mn)-Total	<0.0002	<W	0.0010	mg/L		25-NOV-21	R5657744
Mercury (Hg)-Total	<0.000005	<W	0.000030	mg/L		16-NOV-21	R5650040
Molybdenum (Mo)-Total	<0.000005	<W	0.0010	mg/L		25-NOV-21	R5657744
Nickel (Ni)-Total	<0.00002	<W	0.0020	mg/L		25-NOV-21	R5657744
Phosphorus (P)-Total	0.010	<DL	0.050	mg/L		25-NOV-21	R5657744
Potassium (K)-Total	<0.01	<W	0.50	mg/L		25-NOV-21	R5657744
Rubidium (Rb)-Total	<0.000002	<W	0.00020	mg/L		25-NOV-21	R5657744
Selenium (Se)-Total	<0.000005	<W	0.000050	mg/L		25-NOV-21	R5657744
Silicon (Si)-Total	0.036	<DL	0.10	mg/L		25-NOV-21	R5657744
Silver (Ag)-Total	<0.000001	<W	0.00010	mg/L		25-NOV-21	R5657744
Sodium (Na)-Total	0.020	<DL	0.10	mg/L		25-NOV-21	R5657744
Strontium (Sr)-Total	0.000010	<DL	0.0010	mg/L		25-NOV-21	R5657744
Sulfur (S)-Total	<0.2	<W	0.50	mg/L		25-NOV-21	R5657744
Tellurium (Te)-Total	<0.00002	<W	0.0010	mg/L		25-NOV-21	R5657744
Thallium (Tl)-Total	<0.000005	<W	0.00030	mg/L		25-NOV-21	R5657744
Thorium (Th)-Total	<0.00001	<W	0.00010	mg/L		25-NOV-21	R5657744
Tin (Sn)-Total	0.00005	<DL	0.0010	mg/L		25-NOV-21	R5657744
Titanium (Ti)-Total	<0.00001	<W	0.0020	mg/L		25-NOV-21	R5657744
Tungsten (W)-Total	<0.00001	<W	0.010	mg/L		25-NOV-21	R5657744
Uranium (U)-Total	0.0000010	<DL	0.0050	mg/L		25-NOV-21	R5657744
Vanadium (V)-Total	<0.00005	<W	0.0010	mg/L		25-NOV-21	R5657744
Zinc (Zn)-Total	<0.0005	<W	0.0030	mg/L		25-NOV-21	R5657744
Zirconium (Zr)-Total	<0.000002	<W	0.0010	mg/L		25-NOV-21	R5657744
Dissolved Metals							
Dissolved Metals Filtration Location	FIELD					25-NOV-21	R5657740
Aluminum (Al)-Dissolved	<0.0002	<W	0.0050	mg/L		25-NOV-21	R5657754
Antimony (Sb)-Dissolved	<0.000005	<W	0.00060	mg/L		25-NOV-21	R5657754
Arsenic (As)-Dissolved	<0.0000002	<W	0.0010	mg/L		25-NOV-21	R5657754
Barium (Ba)-Dissolved	0.000010	<DL	0.010	mg/L		25-NOV-21	R5657754
Beryllium (Be)-Dissolved	<0.000002	<W	0.0010	mg/L		25-NOV-21	R5657754
Bismuth (Bi)-Dissolved	<0.000002	<W	0.0010	mg/L		25-NOV-21	R5657754
Boron (B)-Dissolved	<0.0005	<W	0.050	mg/L		25-NOV-21	R5657754
Cadmium (Cd)-Dissolved	<0.0000005	<W	0.000017	mg/L		25-NOV-21	R5657754
Calcium (Ca)-Dissolved	0.008	<DL	0.20	mg/L		25-NOV-21	R5657754
Cesium (Cs)-Dissolved	<0.0000005	<W	0.000010	mg/L		25-NOV-21	R5657754
Chromium (Cr)-Dissolved	0.00001	<DL	0.0010	mg/L		25-NOV-21	R5657754
Cobalt (Co)-Dissolved	<0.000002	<W	0.00050	mg/L		25-NOV-21	R5657754
Copper (Cu)-Dissolved	<0.00002	<W	0.0010	mg/L		25-NOV-21	R5657754
Iron (Fe)-Dissolved	<0.0005	<W	0.020	mg/L		25-NOV-21	R5657754
Lead (Pb)-Dissolved	<0.00001	<W	0.000050	mg/L		25-NOV-21	R5657754

* Refer to Referenced Information for Qualifiers (if any) and Methodology.

ALS ENVIRONMENTAL ANALYTICAL REPORT

Sample Details/Parameters	Result	Qualifier*	D.L.	Units	Extracted	Analyzed	Batch
L2661596-1 FB_SW_20211109 Sampled By: Client on 09-NOV-21 @ 11:20 Matrix: SW							
Dissolved Metals							
Lithium (Li)-Dissolved	<0.0002	<W	0.050	mg/L		25-NOV-21	R5657754
Magnesium (Mg)-Dissolved	<0.0005	<W	0.020	mg/L		25-NOV-21	R5657754
Manganese (Mn)-Dissolved	<0.00002	<W	0.0010	mg/L		25-NOV-21	R5657754
Mercury (Hg)-Dissolved	<0.000005	<W	0.000030	mg/L		16-NOV-21	R5650042
Molybdenum (Mo)-Dissolved	<0.000002	<W	0.0010	mg/L		25-NOV-21	R5657754
Nickel (Ni)-Dissolved	<0.00002	<W	0.0020	mg/L		25-NOV-21	R5657754
Phosphorus (P)-Dissolved	<0.005	<W	0.050	mg/L		25-NOV-21	R5657754
Potassium (K)-Dissolved	<0.01	<W	0.50	mg/L		25-NOV-21	R5657754
Rubidium (Rb)-Dissolved	<0.000002	<W	0.00020	mg/L		25-NOV-21	R5657754
Selenium (Se)-Dissolved	<0.000005	<W	0.000050	mg/L		25-NOV-21	R5657754
Silicon (Si)-Dissolved	0.035	<DL	0.050	mg/L		25-NOV-21	R5657754
Silver (Ag)-Dissolved	0.0000010	<DL	0.00010	mg/L		25-NOV-21	R5657754
Sodium (Na)-Dissolved	0.020	<DL	0.10	mg/L		25-NOV-21	R5657754
Strontium (Sr)-Dissolved	0.00002	<DL	0.0010	mg/L		25-NOV-21	R5657754
Sulfur (S)-Dissolved	<0.2	<W	0.50	mg/L		25-NOV-21	R5657754
Tellurium (Te)-Dissolved	<0.00001	<W	0.0010	mg/L		25-NOV-21	R5657754
Thallium (Tl)-Dissolved	<0.000002	<W	0.00030	mg/L		25-NOV-21	R5657754
Thorium (Th)-Dissolved	<0.00001	<W	0.00010	mg/L		25-NOV-21	R5657754
Tin (Sn)-Dissolved	0.000030	<DL	0.0010	mg/L		25-NOV-21	R5657754
Titanium (Ti)-Dissolved	<0.00002	<W	0.0020	mg/L		25-NOV-21	R5657754
Tungsten (W)-Dissolved	<0.000002	<W	0.010	mg/L		25-NOV-21	R5657754
Uranium (U)-Dissolved	<0.0000005	<W	0.0050	mg/L		25-NOV-21	R5657754
Vanadium (V)-Dissolved	<0.00002	<W	0.0010	mg/L		25-NOV-21	R5657754
Zinc (Zn)-Dissolved	<0.0002	<W	0.0030	mg/L		25-NOV-21	R5657754
Zirconium (Zr)-Dissolved	<0.000002	<W	0.0010	mg/L		25-NOV-21	R5657754
Aggregate Organics							
Biochemical Oxygen Demand	<2.0		2.0	mg/L		11-NOV-21	R5651476
Chemical Oxygen Demand	11		10	mg/L	11-NOV-21	16-NOV-21	R5650396
Oil and Grease, Total	<0.2	<W	1.0	mg/L	15-NOV-21	15-NOV-21	R5648988
L2661596-2 SW02_SW_20211109 Sampled By: Client on 09-NOV-21 @ 10:40 Matrix: SW							
Field Tests							
Dissolved Oxygen, Client Supplied	7.9		0	mg/L		11-NOV-21	R5642403
pH, Client Supplied	6.92		0.10	pH		11-NOV-21	R5642403
Temperature, Client Supplied	3		0	Degree C		11-NOV-21	R5642403
Physical Tests							
Color, True	240		2.0	CU		13-NOV-21	R5645748
Conductivity (EC)	107		1.0	uS/cm		12-NOV-21	R5645610
Hardness (as CaCO3)	68.6		0.51	mg/L		26-NOV-21	
pH	7.09		0.10	pH		12-NOV-21	R5645610
Total Suspended Solids	<0.5	<W	3.0	mg/L		13-NOV-21	R5646338

* Refer to Referenced Information for Qualifiers (if any) and Methodology.

ALS ENVIRONMENTAL ANALYTICAL REPORT

Sample Details/Parameters	Result	Qualifier*	D.L.	Units	Extracted	Analyzed	Batch
L2661596-2 SW02_SW_20211109 Sampled By: Client on 09-NOV-21 @ 10:40 Matrix: SW							
Physical Tests							
Total Dissolved Solids	150		13	mg/L		13-NOV-21	R5646396
Turbidity	0.68		0.10	NTU		11-NOV-21	R5642532
Anions and Nutrients							
Acidity (as CaCO3)	2.4		2.0	mg/L		15-NOV-21	R5649516
Alkalinity, Total (as CaCO3)	53.8		2.0	mg/L		12-NOV-21	R5645610
Ammonia, Total (as N)	0.010	<T	0.0052	mg/L		15-NOV-21	R5649268
Ammonia, Un-ionized (as N)	<0.001	<W	0.010	mg/L		16-NOV-21	
Chloride (Cl)	0.58		0.10	mg/L	12-NOV-21	13-NOV-21	R5647276
Fluoride (F)	0.028		0.020	mg/L	12-NOV-21	13-NOV-21	R5647276
Nitrate (as N)	0.006	<DL	0.020	mg/L		13-NOV-21	R5647276
Nitrite (as N)	<0.001	<W	0.010	mg/L		13-NOV-21	R5647276
Total Kjeldahl Nitrogen	1.26		0.050	mg/L	11-NOV-21	16-NOV-21	R5651499
Orthophosphate-Dissolved (as P)	<0.0030		0.0030	mg/L	12-NOV-21	13-NOV-21	R5645901
Sulfate (SO4)	0.70	<T	0.30	mg/L		13-NOV-21	R5647276
Cyanides							
Cyanide, Weak Acid Diss	0.0009	<DL	0.0020	mg/L		16-NOV-21	R5649748
Cyanide, Total	0.0010	<DL	0.0020	mg/L		16-NOV-21	R5649748
Cyanide, Free	0.0009	<DL	0.0020	mg/L		16-NOV-21	R5649748
Organic / Inorganic Carbon							
Dissolved Organic Carbon	47.9	DLM	2.5	mg/L	11-NOV-21	15-NOV-21	R5648216
Total Organic Carbon	44.7		0.50	mg/L		17-NOV-21	R5653570
Total Metals							
Aluminum (Al)-Total	0.0570		0.0050	mg/L		25-NOV-21	R5657744
Antimony (Sb)-Total	0.000040	<DL	0.00060	mg/L		25-NOV-21	R5657744
Arsenic (As)-Total	0.00067	<DL	0.0010	mg/L		25-NOV-21	R5657744
Barium (Ba)-Total	0.00799	<DL	0.010	mg/L		25-NOV-21	R5657744
Beryllium (Be)-Total	<0.0000001	<W	0.0010	mg/L		25-NOV-21	R5657744
Bismuth (Bi)-Total	<0.00001	<W	0.0010	mg/L		25-NOV-21	R5657744
Boron (B)-Total	0.0035	<DL	0.050	mg/L		25-NOV-21	R5657744
Cadmium (Cd)-Total	0.000003	<DL	0.000017	mg/L		25-NOV-21	R5657744
Calcium (Ca)-Total	16.8		0.20	mg/L		25-NOV-21	R5657744
Cesium (Cs)-Total	0.0000020	<DL	0.000010	mg/L		25-NOV-21	R5657744
Chromium (Cr)-Total	0.00028	<DL	0.0010	mg/L		25-NOV-21	R5657744
Cobalt (Co)-Total	0.000065	<DL	0.00050	mg/L		25-NOV-21	R5657744
Copper (Cu)-Total	0.00042	<DL	0.0010	mg/L		25-NOV-21	R5657744
Iron (Fe)-Total	0.266		0.020	mg/L		25-NOV-21	R5657744
Lead (Pb)-Total	0.00005	<T	0.000050	mg/L		25-NOV-21	R5657744
Lithium (Li)-Total	0.0012	<DL	0.050	mg/L		25-NOV-21	R5657744
Magnesium (Mg)-Total	6.91		0.020	mg/L		25-NOV-21	R5657744
Manganese (Mn)-Total	0.0050		0.0010	mg/L		25-NOV-21	R5657744
Mercury (Hg)-Total	<0.000005	<W	0.000030	mg/L		16-NOV-21	R5650040
Molybdenum (Mo)-Total	0.000085	<DL	0.0010	mg/L		25-NOV-21	R5657744

* Refer to Referenced Information for Qualifiers (if any) and Methodology.

ALS ENVIRONMENTAL ANALYTICAL REPORT

Sample Details/Parameters	Result	Qualifier*	D.L.	Units	Extracted	Analyzed	Batch
L2661596-2 SW02_SW_20211109 Sampled By: Client on 09-NOV-21 @ 10:40 Matrix: SW							
Total Metals							
Nickel (Ni)-Total	0.00060	<DL	0.0020	mg/L		25-NOV-21	R5657744
Phosphorus (P)-Total	<0.005	<W	0.050	mg/L		25-NOV-21	R5657744
Potassium (K)-Total	0.46	<DL	0.50	mg/L		25-NOV-21	R5657744
Rubidium (Rb)-Total	0.00106		0.00020	mg/L		25-NOV-21	R5657744
Selenium (Se)-Total	0.000150	<T	0.000050	mg/L		25-NOV-21	R5657744
Silicon (Si)-Total	4.56		0.10	mg/L		25-NOV-21	R5657744
Silver (Ag)-Total	0.000001	<DL	0.00010	mg/L		25-NOV-21	R5657744
Sodium (Na)-Total	1.06		0.10	mg/L		25-NOV-21	R5657744
Strontium (Sr)-Total	0.0256		0.0010	mg/L		25-NOV-21	R5657744
Sulfur (S)-Total	0.8		0.50	mg/L		25-NOV-21	R5657744
Tellurium (Te)-Total	<0.00002	<W	0.0010	mg/L		25-NOV-21	R5657744
Thallium (Tl)-Total	<0.000005	<W	0.00030	mg/L		25-NOV-21	R5657744
Thorium (Th)-Total	0.00002	<DL	0.00010	mg/L		25-NOV-21	R5657744
Tin (Sn)-Total	<0.00001	<W	0.0010	mg/L		25-NOV-21	R5657744
Titanium (Ti)-Total	0.00119	<DL	0.0020	mg/L		25-NOV-21	R5657744
Tungsten (W)-Total	<0.00001	<W	0.010	mg/L		25-NOV-21	R5657744
Uranium (U)-Total	0.0000385	<DL	0.0050	mg/L		25-NOV-21	R5657744
Vanadium (V)-Total	0.00025	<DL	0.0010	mg/L		25-NOV-21	R5657744
Zinc (Zn)-Total	0.0015	<DL	0.0030	mg/L		25-NOV-21	R5657744
Zirconium (Zr)-Total	0.000186	<DL	0.0010	mg/L		25-NOV-21	R5657744
Dissolved Metals							
Dissolved Metals Filtration Location	LAB					25-NOV-21	R5657740
Aluminum (Al)-Dissolved	0.0518		0.0050	mg/L		25-NOV-21	R5657754
Antimony (Sb)-Dissolved	0.000035	<DL	0.00060	mg/L		25-NOV-21	R5657754
Arsenic (As)-Dissolved	0.000708	<DL	0.0010	mg/L		25-NOV-21	R5657754
Barium (Ba)-Dissolved	0.00799	<DL	0.010	mg/L		25-NOV-21	R5657754
Beryllium (Be)-Dissolved	<0.000002	<W	0.0010	mg/L		25-NOV-21	R5657754
Bismuth (Bi)-Dissolved	<0.000002	<W	0.0010	mg/L		25-NOV-21	R5657754
Boron (B)-Dissolved	0.0025	<DL	0.050	mg/L		25-NOV-21	R5657754
Cadmium (Cd)-Dissolved	0.0000040	<DL	0.000017	mg/L		25-NOV-21	R5657754
Calcium (Ca)-Dissolved	16.0		0.20	mg/L		25-NOV-21	R5657754
Cesium (Cs)-Dissolved	<0.0000005	<W	0.000010	mg/L		25-NOV-21	R5657754
Chromium (Cr)-Dissolved	0.00018	<DL	0.0010	mg/L		25-NOV-21	R5657754
Cobalt (Co)-Dissolved	0.000032	<DL	0.00050	mg/L		25-NOV-21	R5657754
Copper (Cu)-Dissolved	0.00038	<DL	0.0010	mg/L		25-NOV-21	R5657754
Iron (Fe)-Dissolved	0.225		0.020	mg/L		25-NOV-21	R5657754
Lead (Pb)-Dissolved	0.00002	<DL	0.000050	mg/L		25-NOV-21	R5657754
Lithium (Li)-Dissolved	0.0016	<DL	0.050	mg/L		25-NOV-21	R5657754
Magnesium (Mg)-Dissolved	6.93		0.020	mg/L		25-NOV-21	R5657754
Manganese (Mn)-Dissolved	0.00044	<DL	0.0010	mg/L		25-NOV-21	R5657754
Mercury (Hg)-Dissolved	<0.000005	<W	0.000030	mg/L		16-NOV-21	R5650042

* Refer to Referenced Information for Qualifiers (if any) and Methodology.

ALS ENVIRONMENTAL ANALYTICAL REPORT

Sample Details/Parameters	Result	Qualifier*	D.L.	Units	Extracted	Analyzed	Batch
L2661596-2 SW02_SW_20211109 Sampled By: Client on 09-NOV-21 @ 10:40 Matrix: SW							
Dissolved Metals							
Molybdenum (Mo)-Dissolved	0.000078	<DL	0.0010	mg/L		25-NOV-21	R5657754
Nickel (Ni)-Dissolved	0.00052	<DL	0.0020	mg/L		25-NOV-21	R5657754
Phosphorus (P)-Dissolved	<0.005	<W	0.050	mg/L		25-NOV-21	R5657754
Potassium (K)-Dissolved	0.46	<DL	0.50	mg/L		25-NOV-21	R5657754
Rubidium (Rb)-Dissolved	0.00104		0.00020	mg/L		25-NOV-21	R5657754
Selenium (Se)-Dissolved	0.000175	<T	0.000050	mg/L		25-NOV-21	R5657754
Silicon (Si)-Dissolved	4.41		0.050	mg/L		25-NOV-21	R5657754
Silver (Ag)-Dissolved	<0.0000005	<W	0.00010	mg/L		25-NOV-21	R5657754
Sodium (Na)-Dissolved	1.06		0.10	mg/L		25-NOV-21	R5657754
Strontium (Sr)-Dissolved	0.0258		0.0010	mg/L		25-NOV-21	R5657754
Sulfur (S)-Dissolved	0.4	<DL	0.50	mg/L		25-NOV-21	R5657754
Tellurium (Te)-Dissolved	<0.00001	<W	0.0010	mg/L		25-NOV-21	R5657754
Thallium (Tl)-Dissolved	<0.000002	<W	0.00030	mg/L		25-NOV-21	R5657754
Thorium (Th)-Dissolved	0.00002	<DL	0.00010	mg/L		25-NOV-21	R5657754
Tin (Sn)-Dissolved	<0.000005	<W	0.0010	mg/L		25-NOV-21	R5657754
Titanium (Ti)-Dissolved	0.00094	<DL	0.0020	mg/L		25-NOV-21	R5657754
Tungsten (W)-Dissolved	<0.000002	<W	0.010	mg/L		25-NOV-21	R5657754
Uranium (U)-Dissolved	0.0000360	<DL	0.0050	mg/L		25-NOV-21	R5657754
Vanadium (V)-Dissolved	0.00026	<DL	0.0010	mg/L		25-NOV-21	R5657754
Zinc (Zn)-Dissolved	0.0012	<DL	0.0030	mg/L		25-NOV-21	R5657754
Zirconium (Zr)-Dissolved	0.000188	<DL	0.0010	mg/L		25-NOV-21	R5657754
Aggregate Organics							
Biochemical Oxygen Demand	<2.0		2.0	mg/L		11-NOV-21	R5651476
Chemical Oxygen Demand	122		10	mg/L	11-NOV-21	16-NOV-21	R5650396
Oil and Grease, Total	0.8	<DL	1.0	mg/L	15-NOV-21	15-NOV-21	R5648988
L2661596-3 SW03_SW_20211109 Sampled By: Client on 09-NOV-21 @ 15:00 Matrix: SW							
Field Tests							
Dissolved Oxygen, Client Supplied	10.43		0	mg/L		11-NOV-21	R5642403
pH, Client Supplied	7.44		0.10	pH		11-NOV-21	R5642403
Temperature, Client Supplied	4.1		0	Degree C		11-NOV-21	R5642403
Physical Tests							
Color, True	157		2.0	CU		13-NOV-21	R5645748
Conductivity (EC)	349		1.0	uS/cm		13-NOV-21	R5647940
Hardness (as CaCO3)	168		0.51	mg/L		26-NOV-21	
pH	7.69		0.10	pH		13-NOV-21	R5647940
Total Suspended Solids	1.0	<DL	3.0	mg/L		16-NOV-21	R5652617
Total Dissolved Solids	258		20	mg/L		16-NOV-21	R5652627
Turbidity	2.26		0.10	NTU		11-NOV-21	R5642532
Anions and Nutrients							
Acidity (as CaCO3)	0.8	<DL	2.0	mg/L		15-NOV-21	R5649516

* Refer to Referenced Information for Qualifiers (if any) and Methodology.

ALS ENVIRONMENTAL ANALYTICAL REPORT

Sample Details/Parameters	Result	Qualifier*	D.L.	Units	Extracted	Analyzed	Batch
L2661596-3 SW03_SW_20211109 Sampled By: Client on 09-NOV-21 @ 15:00 Matrix: SW							
Anions and Nutrients							
Alkalinity, Total (as CaCO3)	120		2.0	mg/L		13-NOV-21	R5647940
Ammonia, Total (as N)	0.030	<T	0.0050	mg/L		15-NOV-21	R5649268
Ammonia, Un-ionized (as N)	<0.001	<W	0.010	mg/L		16-NOV-21	
Chloride (Cl)	11.4		0.10	mg/L	12-NOV-21	13-NOV-21	R5647276
Fluoride (F)	0.067		0.020	mg/L	12-NOV-21	13-NOV-21	R5647276
Nitrate (as N)	1.44		0.020	mg/L		13-NOV-21	R5647276
Nitrite (as N)	0.013	<T	0.010	mg/L		13-NOV-21	R5647276
Total Kjeldahl Nitrogen	1.58		0.050	mg/L	11-NOV-21	16-NOV-21	R5651499
Orthophosphate-Dissolved (as P)	0.0057		0.0030	mg/L	12-NOV-21	13-NOV-21	R5645901
Sulfate (SO4)	45.2		0.30	mg/L		13-NOV-21	R5647276
Cyanides							
Cyanide, Weak Acid Diss	0.0002	<DL	0.0020	mg/L		16-NOV-21	R5649748
Cyanide, Total	0.0008	<DL	0.0020	mg/L		16-NOV-21	R5649748
Cyanide, Free	0.0012	<DL	0.0020	mg/L		16-NOV-21	R5649748
Organic / Inorganic Carbon							
Dissolved Organic Carbon	33.4		0.50	mg/L	10-NOV-21	16-NOV-21	R5651579
Total Organic Carbon	34.1		0.50	mg/L		17-NOV-21	R5653544
Total Metals							
Aluminum (Al)-Total	0.0696		0.0050	mg/L		25-NOV-21	R5657744
Antimony (Sb)-Total	0.000320	<DL	0.00060	mg/L		25-NOV-21	R5657744
Arsenic (As)-Total	0.00109	<T	0.0010	mg/L		25-NOV-21	R5657744
Barium (Ba)-Total	0.0217		0.010	mg/L		25-NOV-21	R5657744
Beryllium (Be)-Total	<0.0000001	<W	0.0010	mg/L		25-NOV-21	R5657744
Bismuth (Bi)-Total	<0.00001	<W	0.0010	mg/L		25-NOV-21	R5657744
Boron (B)-Total	0.0230	<DL	0.050	mg/L		25-NOV-21	R5657744
Cadmium (Cd)-Total	0.000011	<DL	0.000017	mg/L		25-NOV-21	R5657744
Calcium (Ca)-Total	40.5		0.20	mg/L		25-NOV-21	R5657744
Cesium (Cs)-Total	0.0000115		0.000010	mg/L		25-NOV-21	R5657744
Chromium (Cr)-Total	0.00036	<DL	0.0010	mg/L		25-NOV-21	R5657744
Cobalt (Co)-Total	0.000205	<DL	0.00050	mg/L		25-NOV-21	R5657744
Copper (Cu)-Total	0.00194	<T	0.0010	mg/L		25-NOV-21	R5657744
Iron (Fe)-Total	0.253		0.020	mg/L		25-NOV-21	R5657744
Lead (Pb)-Total	0.00006	<T	0.000050	mg/L		25-NOV-21	R5657744
Lithium (Li)-Total	0.0070	<DL	0.050	mg/L		25-NOV-21	R5657744
Magnesium (Mg)-Total	17.1		0.020	mg/L		25-NOV-21	R5657744
Manganese (Mn)-Total	0.0148		0.0010	mg/L		25-NOV-21	R5657744
Mercury (Hg)-Total	<0.000005	<W	0.000030	mg/L		16-NOV-21	R5650040
Molybdenum (Mo)-Total	0.00127	<T	0.0010	mg/L		25-NOV-21	R5657744
Nickel (Ni)-Total	0.00164	<DL	0.0020	mg/L		25-NOV-21	R5657744
Phosphorus (P)-Total	0.020	<DL	0.050	mg/L		25-NOV-21	R5657744
Potassium (K)-Total	2.67		0.50	mg/L		25-NOV-21	R5657744
Rubidium (Rb)-Total	0.00197		0.00020	mg/L		25-NOV-21	R5657744

* Refer to Referenced Information for Qualifiers (if any) and Methodology.

ALS ENVIRONMENTAL ANALYTICAL REPORT

Sample Details/Parameters	Result	Qualifier*	D.L.	Units	Extracted	Analyzed	Batch
L2661596-3 SW03_SW_20211109 Sampled By: Client on 09-NOV-21 @ 15:00 Matrix: SW							
Total Metals							
Selenium (Se)-Total	0.000210	<T	0.000050	mg/L		25-NOV-21	R5657744
Silicon (Si)-Total	4.05		0.10	mg/L		25-NOV-21	R5657744
Silver (Ag)-Total	0.000002	<DL	0.00010	mg/L		25-NOV-21	R5657744
Sodium (Na)-Total	10.9		0.10	mg/L		25-NOV-21	R5657744
Strontium (Sr)-Total	0.132		0.0010	mg/L		25-NOV-21	R5657744
Sulfur (S)-Total	16.4		0.50	mg/L		25-NOV-21	R5657744
Tellurium (Te)-Total	0.00004	<DL	0.0010	mg/L		25-NOV-21	R5657744
Thallium (Tl)-Total	<0.000005	<W	0.00030	mg/L		25-NOV-21	R5657744
Thorium (Th)-Total	0.00003	<DL	0.00010	mg/L		25-NOV-21	R5657744
Tin (Sn)-Total	<0.00001	<W	0.0010	mg/L		25-NOV-21	R5657744
Titanium (Ti)-Total	0.00227		0.0020	mg/L		25-NOV-21	R5657744
Tungsten (W)-Total	<0.00001	<W	0.010	mg/L		25-NOV-21	R5657744
Uranium (U)-Total	0.000841	<DL	0.0050	mg/L		25-NOV-21	R5657744
Vanadium (V)-Total	0.00070	<DL	0.0010	mg/L		25-NOV-21	R5657744
Zinc (Zn)-Total	0.0020	<DL	0.0030	mg/L		25-NOV-21	R5657744
Zirconium (Zr)-Total	0.000318	<DL	0.0010	mg/L		25-NOV-21	R5657744
Dissolved Metals							
Dissolved Metals Filtration Location	LAB					25-NOV-21	R5657740
Aluminum (Al)-Dissolved	0.0256	<T	0.0050	mg/L		25-NOV-21	R5657754
Antimony (Sb)-Dissolved	0.000330	<DL	0.00060	mg/L		25-NOV-21	R5657754
Arsenic (As)-Dissolved	0.00104	<T	0.0010	mg/L		25-NOV-21	R5657754
Barium (Ba)-Dissolved	0.0201		0.010	mg/L		25-NOV-21	R5657754
Beryllium (Be)-Dissolved	<0.000002	<W	0.0010	mg/L		25-NOV-21	R5657754
Bismuth (Bi)-Dissolved	<0.000002	<W	0.0010	mg/L		25-NOV-21	R5657754
Boron (B)-Dissolved	0.0210	<DL	0.050	mg/L		25-NOV-21	R5657754
Cadmium (Cd)-Dissolved	0.0000060	<DL	0.000017	mg/L		25-NOV-21	R5657754
Calcium (Ca)-Dissolved	39.6		0.20	mg/L		25-NOV-21	R5657754
Cesium (Cs)-Dissolved	0.0000030	<DL	0.000010	mg/L		25-NOV-21	R5657754
Chromium (Cr)-Dissolved	0.00012	<DL	0.0010	mg/L		25-NOV-21	R5657754
Cobalt (Co)-Dissolved	0.000126	<DL	0.00050	mg/L		25-NOV-21	R5657754
Copper (Cu)-Dissolved	0.00180	<T	0.0010	mg/L		25-NOV-21	R5657754
Iron (Fe)-Dissolved	0.167		0.020	mg/L		25-NOV-21	R5657754
Lead (Pb)-Dissolved	0.00001	<DL	0.000050	mg/L		25-NOV-21	R5657754
Lithium (Li)-Dissolved	0.0076	<DL	0.050	mg/L		25-NOV-21	R5657754
Magnesium (Mg)-Dissolved	16.8		0.020	mg/L		25-NOV-21	R5657754
Manganese (Mn)-Dissolved	0.00032	<DL	0.0010	mg/L		25-NOV-21	R5657754
Mercury (Hg)-Dissolved	<0.000005	<W	0.000030	mg/L		16-NOV-21	R5650042
Molybdenum (Mo)-Dissolved	0.00121	<T	0.0010	mg/L		25-NOV-21	R5657754
Nickel (Ni)-Dissolved	0.00150	<DL	0.0020	mg/L		25-NOV-21	R5657754
Phosphorus (P)-Dissolved	0.010	<DL	0.050	mg/L		25-NOV-21	R5657754
Potassium (K)-Dissolved	2.63		0.50	mg/L		25-NOV-21	R5657754

* Refer to Referenced Information for Qualifiers (if any) and Methodology.

ALS ENVIRONMENTAL ANALYTICAL REPORT

Sample Details/Parameters	Result	Qualifier*	D.L.	Units	Extracted	Analyzed	Batch
L2661596-3 SW03_SW_20211109 Sampled By: Client on 09-NOV-21 @ 15:00 Matrix: SW							
Dissolved Metals							
Rubidium (Rb)-Dissolved	0.00192		0.00020	mg/L		25-NOV-21	R5657754
Selenium (Se)-Dissolved	0.000215	<T	0.000050	mg/L		25-NOV-21	R5657754
Silicon (Si)-Dissolved	3.86		0.050	mg/L		25-NOV-21	R5657754
Silver (Ag)-Dissolved	0.0000020	<DL	0.00010	mg/L		25-NOV-21	R5657754
Sodium (Na)-Dissolved	10.9		0.10	mg/L		25-NOV-21	R5657754
Strontium (Sr)-Dissolved	0.129		0.0010	mg/L		25-NOV-21	R5657754
Sulfur (S)-Dissolved	15.6		0.50	mg/L		25-NOV-21	R5657754
Tellurium (Te)-Dissolved	<0.00001	<W	0.0010	mg/L		25-NOV-21	R5657754
Thallium (Tl)-Dissolved	<0.000002	<W	0.00030	mg/L		25-NOV-21	R5657754
Thorium (Th)-Dissolved	0.00003	<DL	0.00010	mg/L		25-NOV-21	R5657754
Tin (Sn)-Dissolved	<0.000005	<W	0.0010	mg/L		25-NOV-21	R5657754
Titanium (Ti)-Dissolved	0.00090	<DL	0.0020	mg/L		25-NOV-21	R5657754
Tungsten (W)-Dissolved	0.000016	<DL	0.010	mg/L		25-NOV-21	R5657754
Uranium (U)-Dissolved	0.000827	<DL	0.0050	mg/L		25-NOV-21	R5657754
Vanadium (V)-Dissolved	0.00054	<DL	0.0010	mg/L		25-NOV-21	R5657754
Zinc (Zn)-Dissolved	0.0010	<DL	0.0030	mg/L		25-NOV-21	R5657754
Zirconium (Zr)-Dissolved	0.000354	<DL	0.0010	mg/L		25-NOV-21	R5657754
Aggregate Organics							
Biochemical Oxygen Demand	<2.0		2.0	mg/L		12-NOV-21	R5652537
Chemical Oxygen Demand	91		10	mg/L	11-NOV-21	16-NOV-21	R5650396
Oil and Grease, Total	0.2	<DL	1.0	mg/L	15-NOV-21	15-NOV-21	R5648988
L2661596-4 SW06_SW_20211109 Sampled By: Client on 09-NOV-21 @ 12:00 Matrix: SW							
Field Tests							
Dissolved Oxygen, Client Supplied	11.35		0	mg/L		11-NOV-21	R5642403
pH, Client Supplied	7.41		0.10	pH		11-NOV-21	R5642403
Temperature, Client Supplied	3.2		0	Degree C		11-NOV-21	R5642403
Physical Tests							
Color, True	271		2.0	CU		13-NOV-21	R5645748
Conductivity (EC)	368		1.0	uS/cm		13-NOV-21	R5647940
Hardness (as CaCO3)	154		0.51	mg/L		26-NOV-21	
pH	7.69		0.10	pH		13-NOV-21	R5647940
Total Suspended Solids	5.5		3.0	mg/L		13-NOV-21	R5646338
Total Dissolved Solids	308		13	mg/L		13-NOV-21	R5646396
Turbidity	8.96		0.10	NTU		11-NOV-21	R5642532
Anions and Nutrients							
Acidity (as CaCO3)	0.8	<DL	2.0	mg/L		15-NOV-21	R5649516
Alkalinity, Total (as CaCO3)	88.4		2.0	mg/L		13-NOV-21	R5647940
Ammonia, Total (as N)	0.050	<T	0.0050	mg/L		15-NOV-21	R5649268
Ammonia, Un-ionized (as N)	<0.001	<W	0.010	mg/L		16-NOV-21	
Chloride (Cl)	7.82		0.10	mg/L	12-NOV-21	13-NOV-21	R5647276

* Refer to Referenced Information for Qualifiers (if any) and Methodology.

ALS ENVIRONMENTAL ANALYTICAL REPORT

Sample Details/Parameters	Result	Qualifier*	D.L.	Units	Extracted	Analyzed	Batch
L2661596-4 SW06_SW_20211109 Sampled By: Client on 09-NOV-21 @ 12:00 Matrix: SW							
Anions and Nutrients							
Fluoride (F)	0.077		0.020	mg/L	12-NOV-21	13-NOV-21	R5647276
Nitrate (as N)	0.602		0.020	mg/L		13-NOV-21	R5647276
Nitrite (as N)	0.007	<DL	0.010	mg/L		13-NOV-21	R5647276
Total Kjeldahl Nitrogen	1.58		0.050	mg/L	11-NOV-21	16-NOV-21	R5651499
Orthophosphate-Dissolved (as P)	<0.0030		0.0030	mg/L	12-NOV-21	13-NOV-21	R5645901
Sulfate (SO4)	83.8		0.30	mg/L		13-NOV-21	R5647276
Cyanides							
Cyanide, Weak Acid Diss	0.0010	<DL	0.0020	mg/L		16-NOV-21	R5649748
Cyanide, Total	0.0010	<DL	0.0020	mg/L		16-NOV-21	R5649748
Cyanide, Free	0.0015	<DL	0.0020	mg/L		16-NOV-21	R5649748
Organic / Inorganic Carbon							
Dissolved Organic Carbon	42.7		0.50	mg/L	10-NOV-21	16-NOV-21	R5651579
Total Organic Carbon	44.1		0.50	mg/L		17-NOV-21	R5653544
Total Metals							
Aluminum (Al)-Total	0.335		0.0050	mg/L		25-NOV-21	R5657744
Antimony (Sb)-Total	0.00168	<T	0.00060	mg/L		25-NOV-21	R5657744
Arsenic (As)-Total	0.00117	<T	0.0010	mg/L		25-NOV-21	R5657744
Barium (Ba)-Total	0.0241		0.010	mg/L		25-NOV-21	R5657744
Beryllium (Be)-Total	<0.0000001	<W	0.0010	mg/L		25-NOV-21	R5657744
Bismuth (Bi)-Total	<0.00001	<W	0.0010	mg/L		25-NOV-21	R5657744
Boron (B)-Total	0.0235	<DL	0.050	mg/L		25-NOV-21	R5657744
Cadmium (Cd)-Total	0.000016	<DL	0.000017	mg/L		25-NOV-21	R5657744
Calcium (Ca)-Total	40.6		0.20	mg/L		25-NOV-21	R5657744
Cesium (Cs)-Total	0.0000490		0.000010	mg/L		25-NOV-21	R5657744
Chromium (Cr)-Total	0.00080	<DL	0.0010	mg/L		25-NOV-21	R5657744
Cobalt (Co)-Total	0.000380	<DL	0.00050	mg/L		25-NOV-21	R5657744
Copper (Cu)-Total	0.00192	<T	0.0010	mg/L		25-NOV-21	R5657744
Iron (Fe)-Total	0.642		0.020	mg/L		25-NOV-21	R5657744
Lead (Pb)-Total	0.00027	<T	0.000050	mg/L		25-NOV-21	R5657744
Lithium (Li)-Total	0.0058	<DL	0.050	mg/L		25-NOV-21	R5657744
Magnesium (Mg)-Total	14.0		0.020	mg/L		25-NOV-21	R5657744
Manganese (Mn)-Total	0.0294		0.0010	mg/L		25-NOV-21	R5657744
Mercury (Hg)-Total	<0.000005	<W	0.000030	mg/L		16-NOV-21	R5650040
Molybdenum (Mo)-Total	0.00158	<T	0.0010	mg/L		25-NOV-21	R5657744
Nickel (Ni)-Total	0.00184	<DL	0.0020	mg/L		25-NOV-21	R5657744
Phosphorus (P)-Total	0.025	<DL	0.050	mg/L		25-NOV-21	R5657744
Potassium (K)-Total	7.37		0.50	mg/L		25-NOV-21	R5657744
Rubidium (Rb)-Total	0.00484		0.00020	mg/L		25-NOV-21	R5657744
Selenium (Se)-Total	0.000215	<T	0.000050	mg/L		25-NOV-21	R5657744
Silicon (Si)-Total	4.60		0.10	mg/L		25-NOV-21	R5657744
Silver (Ag)-Total	0.000002	<DL	0.00010	mg/L		25-NOV-21	R5657744
Sodium (Na)-Total	17.2		0.10	mg/L		25-NOV-21	R5657744

* Refer to Referenced Information for Qualifiers (if any) and Methodology.

ALS ENVIRONMENTAL ANALYTICAL REPORT

Sample Details/Parameters	Result	Qualifier*	D.L.	Units	Extracted	Analyzed	Batch
L2661596-4 SW06_SW_20211109 Sampled By: Client on 09-NOV-21 @ 12:00 Matrix: SW							
Total Metals							
Strontium (Sr)-Total	0.123		0.0010	mg/L		25-NOV-21	R5657744
Sulfur (S)-Total	29.8		0.50	mg/L		25-NOV-21	R5657744
Tellurium (Te)-Total	<0.00002	<W	0.0010	mg/L		25-NOV-21	R5657744
Thallium (Tl)-Total	0.000005	<DL	0.00030	mg/L		25-NOV-21	R5657744
Thorium (Th)-Total	0.00010		0.00010	mg/L		25-NOV-21	R5657744
Tin (Sn)-Total	0.00010	<DL	0.0010	mg/L		25-NOV-21	R5657744
Titanium (Ti)-Total	0.00986		0.0020	mg/L		25-NOV-21	R5657744
Tungsten (W)-Total	0.00001	<DL	0.010	mg/L		25-NOV-21	R5657744
Uranium (U)-Total	0.000930	<DL	0.0050	mg/L		25-NOV-21	R5657744
Vanadium (V)-Total	0.00140	<T	0.0010	mg/L		25-NOV-21	R5657744
Zinc (Zn)-Total	0.0035	<T	0.0030	mg/L		25-NOV-21	R5657744
Zirconium (Zr)-Total	0.000590	<DL	0.0010	mg/L		25-NOV-21	R5657744
Dissolved Metals							
Dissolved Metals Filtration Location	LAB					25-NOV-21	R5657740
Aluminum (Al)-Dissolved	0.107		0.0050	mg/L		25-NOV-21	R5657754
Antimony (Sb)-Dissolved	0.00169	<T	0.00060	mg/L		25-NOV-21	R5657754
Arsenic (As)-Dissolved	0.00104	<T	0.0010	mg/L		25-NOV-21	R5657754
Barium (Ba)-Dissolved	0.0207		0.010	mg/L		25-NOV-21	R5657754
Beryllium (Be)-Dissolved	<0.000002	<W	0.0010	mg/L		25-NOV-21	R5657754
Bismuth (Bi)-Dissolved	<0.000002	<W	0.0010	mg/L		25-NOV-21	R5657754
Boron (B)-Dissolved	0.0210	<DL	0.050	mg/L		25-NOV-21	R5657754
Cadmium (Cd)-Dissolved	0.0000115	<DL	0.000017	mg/L		25-NOV-21	R5657754
Calcium (Ca)-Dissolved	39.3		0.20	mg/L		25-NOV-21	R5657754
Cesium (Cs)-Dissolved	0.0000105		0.000010	mg/L		25-NOV-21	R5657754
Chromium (Cr)-Dissolved	0.00022	<DL	0.0010	mg/L		25-NOV-21	R5657754
Cobalt (Co)-Dissolved	0.000158	<DL	0.00050	mg/L		25-NOV-21	R5657754
Copper (Cu)-Dissolved	0.00166	<T	0.0010	mg/L		25-NOV-21	R5657754
Iron (Fe)-Dissolved	0.313		0.020	mg/L		25-NOV-21	R5657754
Lead (Pb)-Dissolved	0.00008	<T	0.000050	mg/L		25-NOV-21	R5657754
Lithium (Li)-Dissolved	0.0060	<DL	0.050	mg/L		25-NOV-21	R5657754
Magnesium (Mg)-Dissolved	13.7		0.020	mg/L		25-NOV-21	R5657754
Manganese (Mn)-Dissolved	0.00084	<DL	0.0010	mg/L		25-NOV-21	R5657754
Mercury (Hg)-Dissolved	<0.000005	<W	0.000030	mg/L		16-NOV-21	R5650042
Molybdenum (Mo)-Dissolved	0.00157	<T	0.0010	mg/L		25-NOV-21	R5657754
Nickel (Ni)-Dissolved	0.00130	<DL	0.0020	mg/L		25-NOV-21	R5657754
Phosphorus (P)-Dissolved	<0.005	<W	0.050	mg/L		25-NOV-21	R5657754
Potassium (K)-Dissolved	7.14		0.50	mg/L		25-NOV-21	R5657754
Rubidium (Rb)-Dissolved	0.00431		0.00020	mg/L		25-NOV-21	R5657754
Selenium (Se)-Dissolved	0.000205	<T	0.000050	mg/L		25-NOV-21	R5657754
Silicon (Si)-Dissolved	3.90		0.050	mg/L		25-NOV-21	R5657754
Silver (Ag)-Dissolved	0.0000020	<DL	0.00010	mg/L		25-NOV-21	R5657754

* Refer to Referenced Information for Qualifiers (if any) and Methodology.

ALS ENVIRONMENTAL ANALYTICAL REPORT

Sample Details/Parameters	Result	Qualifier*	D.L.	Units	Extracted	Analyzed	Batch
L2661596-4 SW06_SW_20211109 Sampled By: Client on 09-NOV-21 @ 12:00 Matrix: SW							
Dissolved Metals							
Sodium (Na)-Dissolved	17.0		0.10	mg/L		25-NOV-21	R5657754
Strontium (Sr)-Dissolved	0.120		0.0010	mg/L		25-NOV-21	R5657754
Sulfur (S)-Dissolved	28.4		0.50	mg/L		25-NOV-21	R5657754
Tellurium (Te)-Dissolved	<0.00001	<W	0.0010	mg/L		25-NOV-21	R5657754
Thallium (Tl)-Dissolved	0.000002	<DL	0.00030	mg/L		25-NOV-21	R5657754
Thorium (Th)-Dissolved	0.00007	<DL	0.00010	mg/L		25-NOV-21	R5657754
Tin (Sn)-Dissolved	0.000010	<DL	0.0010	mg/L		25-NOV-21	R5657754
Titanium (Ti)-Dissolved	0.00346		0.0020	mg/L		25-NOV-21	R5657754
Tungsten (W)-Dissolved	0.000014	<DL	0.010	mg/L		25-NOV-21	R5657754
Uranium (U)-Dissolved	0.000893	<DL	0.0050	mg/L		25-NOV-21	R5657754
Vanadium (V)-Dissolved	0.00076	<DL	0.0010	mg/L		25-NOV-21	R5657754
Zinc (Zn)-Dissolved	0.0016	<DL	0.0030	mg/L		25-NOV-21	R5657754
Zirconium (Zr)-Dissolved	0.000458	<DL	0.0010	mg/L		25-NOV-21	R5657754
Aggregate Organics							
Biochemical Oxygen Demand	<2.0		2.0	mg/L		11-NOV-21	R5651476
Chemical Oxygen Demand	115		10	mg/L	11-NOV-21	16-NOV-21	R5650396
Oil and Grease, Total	0.4	<DL	1.0	mg/L	15-NOV-21	15-NOV-21	R5648988
L2661596-5 SW10_SW_20211109 Sampled By: Client on 09-NOV-21 @ 09:30 Matrix: SW							
Field Tests							
Dissolved Oxygen, Client Supplied	10.77		0	mg/L		11-NOV-21	R5642403
pH, Client Supplied	3.4		0.10	pH		11-NOV-21	R5642403
Temperature, Client Supplied	3.2		0	Degree C		11-NOV-21	R5642403
Physical Tests							
Color, True	244		2.0	CU		13-NOV-21	R5645748
Conductivity (EC)	214		1.0	uS/cm		13-NOV-21	R5647940
Hardness (as CaCO3)	108		0.51	mg/L		26-NOV-21	
pH	7.56		0.10	pH		13-NOV-21	R5647940
Total Suspended Solids	1.0	<DL	3.0	mg/L		13-NOV-21	R5646338
Total Dissolved Solids	202		13	mg/L		13-NOV-21	R5646396
Turbidity	2.99		0.10	NTU		11-NOV-21	R5642532
Anions and Nutrients							
Acidity (as CaCO3)	0.6	<DL	2.0	mg/L		15-NOV-21	R5649516
Alkalinity, Total (as CaCO3)	87.0		2.0	mg/L		13-NOV-21	R5647940
Ammonia, Total (as N)	0.022	<T	0.0050	mg/L		15-NOV-21	R5649268
Ammonia, Un-ionized (as N)	<0.001	<W	0.010	mg/L		16-NOV-21	
Chloride (Cl)	10.7		0.10	mg/L	12-NOV-21	13-NOV-21	R5647276
Fluoride (F)	0.050		0.020	mg/L	12-NOV-21	13-NOV-21	R5647276
Nitrate (as N)	0.004	<DL	0.020	mg/L		13-NOV-21	R5647276
Nitrite (as N)	<0.001	<W	0.010	mg/L		13-NOV-21	R5647276
Total Kjeldahl Nitrogen	1.68		0.050	mg/L	11-NOV-21	16-NOV-21	R5651499

* Refer to Referenced Information for Qualifiers (if any) and Methodology.

ALS ENVIRONMENTAL ANALYTICAL REPORT

Sample Details/Parameters	Result	Qualifier*	D.L.	Units	Extracted	Analyzed	Batch
L2661596-5 SW10_SW_20211109 Sampled By: Client on 09-NOV-21 @ 09:30 Matrix: SW							
Anions and Nutrients							
Orthophosphate-Dissolved (as P)	0.0058		0.0030	mg/L	12-NOV-21	13-NOV-21	R5645901
Sulfate (SO4)	8.05		0.30	mg/L		13-NOV-21	R5647276
Cyanides							
Cyanide, Weak Acid Diss	0.0009	<DL	0.0020	mg/L		16-NOV-21	R5649748
Cyanide, Total	0.0012	<DL	0.0020	mg/L		16-NOV-21	R5649748
Cyanide, Free	0.0010	<DL	0.0020	mg/L		16-NOV-21	R5649748
Organic / Inorganic Carbon							
Dissolved Organic Carbon	45.1	DLM	2.5	mg/L	11-NOV-21	15-NOV-21	R5648216
Total Organic Carbon	44.6		0.50	mg/L		17-NOV-21	R5653544
Total Metals							
Aluminum (Al)-Total	0.156		0.0050	mg/L		25-NOV-21	R5657744
Antimony (Sb)-Total	0.000065	<DL	0.00060	mg/L		25-NOV-21	R5657744
Arsenic (As)-Total	0.00098	<DL	0.0010	mg/L		25-NOV-21	R5657744
Barium (Ba)-Total	0.0158		0.010	mg/L		25-NOV-21	R5657744
Beryllium (Be)-Total	0.0000056	<DL	0.0010	mg/L		25-NOV-21	R5657744
Bismuth (Bi)-Total	<0.00001	<W	0.0010	mg/L		25-NOV-21	R5657744
Boron (B)-Total	0.0110	<DL	0.050	mg/L		25-NOV-21	R5657744
Cadmium (Cd)-Total	0.000010	<DL	0.000017	mg/L		25-NOV-21	R5657744
Calcium (Ca)-Total	25.6		0.20	mg/L		25-NOV-21	R5657744
Cesium (Cs)-Total	0.0000145		0.000010	mg/L		25-NOV-21	R5657744
Chromium (Cr)-Total	0.00054	<DL	0.0010	mg/L		25-NOV-21	R5657744
Cobalt (Co)-Total	0.000175	<DL	0.00050	mg/L		25-NOV-21	R5657744
Copper (Cu)-Total	0.00126	<T	0.0010	mg/L		25-NOV-21	R5657744
Iron (Fe)-Total	0.436		0.020	mg/L		25-NOV-21	R5657744
Lead (Pb)-Total	0.00008	<T	0.000050	mg/L		25-NOV-21	R5657744
Lithium (Li)-Total	0.0038	<DL	0.050	mg/L		25-NOV-21	R5657744
Magnesium (Mg)-Total	11.3		0.020	mg/L		25-NOV-21	R5657744
Manganese (Mn)-Total	0.0204		0.0010	mg/L		25-NOV-21	R5657744
Mercury (Hg)-Total	<0.000005	<W	0.000030	mg/L		16-NOV-21	R5650040
Molybdenum (Mo)-Total	0.000370	<DL	0.0010	mg/L		25-NOV-21	R5657744
Nickel (Ni)-Total	0.00174	<DL	0.0020	mg/L		25-NOV-21	R5657744
Phosphorus (P)-Total	0.015	<DL	0.050	mg/L		25-NOV-21	R5657744
Potassium (K)-Total	1.32		0.50	mg/L		25-NOV-21	R5657744
Rubidium (Rb)-Total	0.00140		0.00020	mg/L		25-NOV-21	R5657744
Selenium (Se)-Total	0.000200	<T	0.000050	mg/L		25-NOV-21	R5657744
Silicon (Si)-Total	4.26		0.10	mg/L		25-NOV-21	R5657744
Silver (Ag)-Total	0.000002	<DL	0.00010	mg/L		25-NOV-21	R5657744
Sodium (Na)-Total	6.22		0.10	mg/L		25-NOV-21	R5657744
Strontium (Sr)-Total	0.0668		0.0010	mg/L		25-NOV-21	R5657744
Sulfur (S)-Total	3.4		0.50	mg/L		25-NOV-21	R5657744
Tellurium (Te)-Total	0.00004	<DL	0.0010	mg/L		25-NOV-21	R5657744
Thallium (Tl)-Total	<0.000005	<W	0.00030	mg/L		25-NOV-21	R5657744

* Refer to Referenced Information for Qualifiers (if any) and Methodology.

ALS ENVIRONMENTAL ANALYTICAL REPORT

Sample Details/Parameters	Result	Qualifier*	D.L.	Units	Extracted	Analyzed	Batch
L2661596-5 SW10_SW_20211109 Sampled By: Client on 09-NOV-21 @ 09:30 Matrix: SW							
Total Metals							
Thorium (Th)-Total	0.00004	<DL	0.00010	mg/L		25-NOV-21	R5657744
Tin (Sn)-Total	0.00001	<DL	0.0010	mg/L		25-NOV-21	R5657744
Titanium (Ti)-Total	0.00399		0.0020	mg/L		25-NOV-21	R5657744
Tungsten (W)-Total	<0.00001	<W	0.010	mg/L		25-NOV-21	R5657744
Uranium (U)-Total	0.000450	<DL	0.0050	mg/L		25-NOV-21	R5657744
Vanadium (V)-Total	0.00095	<DL	0.0010	mg/L		25-NOV-21	R5657744
Zinc (Zn)-Total	0.0035	<T	0.0030	mg/L		25-NOV-21	R5657744
Zirconium (Zr)-Total	0.000438	<DL	0.0010	mg/L		25-NOV-21	R5657744
Dissolved Metals							
Dissolved Metals Filtration Location	LAB					25-NOV-21	R5657740
Aluminum (Al)-Dissolved	0.0702		0.0050	mg/L		25-NOV-21	R5657754
Antimony (Sb)-Dissolved	0.000065	<DL	0.00060	mg/L		25-NOV-21	R5657754
Arsenic (As)-Dissolved	0.000929	<DL	0.0010	mg/L		25-NOV-21	R5657754
Barium (Ba)-Dissolved	0.0149		0.010	mg/L		25-NOV-21	R5657754
Beryllium (Be)-Dissolved	<0.000002	<W	0.0010	mg/L		25-NOV-21	R5657754
Bismuth (Bi)-Dissolved	<0.000002	<W	0.0010	mg/L		25-NOV-21	R5657754
Boron (B)-Dissolved	0.0100	<DL	0.050	mg/L		25-NOV-21	R5657754
Cadmium (Cd)-Dissolved	0.0000070	<DL	0.000017	mg/L		25-NOV-21	R5657754
Calcium (Ca)-Dissolved	24.8		0.20	mg/L		25-NOV-21	R5657754
Cesium (Cs)-Dissolved	<0.0000005	<W	0.000010	mg/L		25-NOV-21	R5657754
Chromium (Cr)-Dissolved	0.00029	<DL	0.0010	mg/L		25-NOV-21	R5657754
Cobalt (Co)-Dissolved	0.000064	<DL	0.00050	mg/L		25-NOV-21	R5657754
Copper (Cu)-Dissolved	0.00146	<T	0.0010	mg/L		25-NOV-21	R5657754
Iron (Fe)-Dissolved	0.293		0.020	mg/L		25-NOV-21	R5657754
Lead (Pb)-Dissolved	0.00003	<DL	0.000050	mg/L		25-NOV-21	R5657754
Lithium (Li)-Dissolved	0.0044	<DL	0.050	mg/L		25-NOV-21	R5657754
Magnesium (Mg)-Dissolved	11.2		0.020	mg/L		25-NOV-21	R5657754
Manganese (Mn)-Dissolved	0.00054	<DL	0.0010	mg/L		25-NOV-21	R5657754
Mercury (Hg)-Dissolved	<0.000005	<W	0.000030	mg/L		16-NOV-21	R5650042
Molybdenum (Mo)-Dissolved	0.000348	<DL	0.0010	mg/L		25-NOV-21	R5657754
Nickel (Ni)-Dissolved	0.00154	<DL	0.0020	mg/L		25-NOV-21	R5657754
Phosphorus (P)-Dissolved	0.010	<DL	0.050	mg/L		25-NOV-21	R5657754
Potassium (K)-Dissolved	1.29		0.50	mg/L		25-NOV-21	R5657754
Rubidium (Rb)-Dissolved	0.00121		0.00020	mg/L		25-NOV-21	R5657754
Selenium (Se)-Dissolved	0.000210	<T	0.000050	mg/L		25-NOV-21	R5657754
Silicon (Si)-Dissolved	3.93		0.050	mg/L		25-NOV-21	R5657754
Silver (Ag)-Dissolved	0.0000010	<DL	0.00010	mg/L		25-NOV-21	R5657754
Sodium (Na)-Dissolved	6.29		0.10	mg/L		25-NOV-21	R5657754
Strontium (Sr)-Dissolved	0.0671		0.0010	mg/L		25-NOV-21	R5657754
Sulfur (S)-Dissolved	3.0		0.50	mg/L		25-NOV-21	R5657754
Tellurium (Te)-Dissolved	<0.00001	<W	0.0010	mg/L		25-NOV-21	R5657754

* Refer to Referenced Information for Qualifiers (if any) and Methodology.

ALS ENVIRONMENTAL ANALYTICAL REPORT

Sample Details/Parameters	Result	Qualifier*	D.L.	Units	Extracted	Analyzed	Batch
L2661596-5 SW10_SW_20211109 Sampled By: Client on 09-NOV-21 @ 09:30 Matrix: SW							
Dissolved Metals							
Thallium (Tl)-Dissolved	<0.000002	<W	0.00030	mg/L		25-NOV-21	R5657754
Thorium (Th)-Dissolved	0.00007	<DL	0.00010	mg/L		25-NOV-21	R5657754
Tin (Sn)-Dissolved	<0.000005	<W	0.0010	mg/L		25-NOV-21	R5657754
Titanium (Ti)-Dissolved	0.00222		0.0020	mg/L		25-NOV-21	R5657754
Tungsten (W)-Dissolved	0.000004	<DL	0.010	mg/L		25-NOV-21	R5657754
Uranium (U)-Dissolved	0.000444	<DL	0.0050	mg/L		25-NOV-21	R5657754
Vanadium (V)-Dissolved	0.00066	<DL	0.0010	mg/L		25-NOV-21	R5657754
Zinc (Zn)-Dissolved	0.0022	<DL	0.0030	mg/L		25-NOV-21	R5657754
Zirconium (Zr)-Dissolved	0.000510	<DL	0.0010	mg/L		25-NOV-21	R5657754
Aggregate Organics							
Biochemical Oxygen Demand	<2.0		2.0	mg/L		11-NOV-21	R5651476
Chemical Oxygen Demand	117		10	mg/L	11-NOV-21	16-NOV-21	R5650396
Oil and Grease, Total	0.4	<DL	1.0	mg/L	15-NOV-21	15-NOV-21	R5648988
L2661596-6 SW15_SW_20211109 Sampled By: Client on 09-NOV-21 @ 11:10 Matrix: SW							
Field Tests							
Dissolved Oxygen, Client Supplied	11.53		0	mg/L		11-NOV-21	R5642403
pH, Client Supplied	7.41		0.10	pH		11-NOV-21	R5642403
Temperature, Client Supplied	3.2		0	Degree C		11-NOV-21	R5642403
Physical Tests							
Color, True	265		2.0	CU		13-NOV-21	R5645748
Conductivity (EC)	373		1.0	uS/cm		13-NOV-21	R5647940
Hardness (as CaCO3)	154		0.51	mg/L		29-NOV-21	
pH	7.68		0.10	pH		13-NOV-21	R5647940
Total Suspended Solids	5.0		3.0	mg/L		13-NOV-21	R5646338
Total Dissolved Solids	296		13	mg/L		13-NOV-21	R5646396
Turbidity	8.99		0.10	NTU		11-NOV-21	R5642532
Anions and Nutrients							
Acidity (as CaCO3)	0.6	<DL	2.0	mg/L		15-NOV-21	R5649516
Alkalinity, Total (as CaCO3)	88.6		2.0	mg/L		13-NOV-21	R5647940
Ammonia, Total (as N)	0.048	<T	0.0050	mg/L		15-NOV-21	R5649268
Ammonia, Un-ionized (as N)	<0.001	<W	0.010	mg/L		16-NOV-21	
Chloride (Cl)	7.85		0.10	mg/L	12-NOV-21	13-NOV-21	R5647276
Fluoride (F)	0.077		0.020	mg/L	12-NOV-21	13-NOV-21	R5647276
Nitrate (as N)	0.580		0.020	mg/L		13-NOV-21	R5647276
Nitrite (as N)	0.006	<DL	0.010	mg/L		13-NOV-21	R5647276
Total Kjeldahl Nitrogen	1.70		0.050	mg/L	11-NOV-21	16-NOV-21	R5651499
Orthophosphate-Dissolved (as P)	<0.0030		0.0030	mg/L	12-NOV-21	13-NOV-21	R5645901
Sulfate (SO4)	83.9		0.30	mg/L		13-NOV-21	R5647276
Cyanides							
Cyanide, Weak Acid Diss	0.0008	<DL	0.0020	mg/L		16-NOV-21	R5649748

* Refer to Referenced Information for Qualifiers (if any) and Methodology.

ALS ENVIRONMENTAL ANALYTICAL REPORT

Sample Details/Parameters	Result	Qualifier*	D.L.	Units	Extracted	Analyzed	Batch
L2661596-6 SW15_SW_20211109 Sampled By: Client on 09-NOV-21 @ 11:10 Matrix: SW							
Cyanides							
Cyanide, Total	0.0010	<DL	0.0020	mg/L		16-NOV-21	R5649748
Cyanide, Free	0.0013	<DL	0.0020	mg/L		16-NOV-21	R5649748
Organic / Inorganic Carbon							
Dissolved Organic Carbon	44.3	DLM	2.5	mg/L	11-NOV-21	15-NOV-21	R5648216
Total Organic Carbon	44.3		0.50	mg/L		17-NOV-21	R5653544
Total Metals							
Aluminum (Al)-Total	0.367		0.0050	mg/L		26-NOV-21	R5658833
Antimony (Sb)-Total	0.00174	<T	0.00060	mg/L		26-NOV-21	R5658833
Arsenic (As)-Total	0.00121	<T	0.0010	mg/L		26-NOV-21	R5658833
Barium (Ba)-Total	0.0246		0.010	mg/L		26-NOV-21	R5658833
Beryllium (Be)-Total	0.0000143	<DL	0.0010	mg/L		26-NOV-21	R5658833
Bismuth (Bi)-Total	0.00003	<DL	0.0010	mg/L		26-NOV-21	R5658833
Boron (B)-Total	0.0245	<DL	0.050	mg/L		26-NOV-21	R5658833
Cadmium (Cd)-Total	0.000018	<T	0.000017	mg/L		26-NOV-21	R5658833
Calcium (Ca)-Total	40.2		0.20	mg/L		26-NOV-21	R5658833
Cesium (Cs)-Total	0.0000515		0.000010	mg/L		26-NOV-21	R5658833
Chromium (Cr)-Total	0.00090	<DL	0.0010	mg/L		26-NOV-21	R5658833
Cobalt (Co)-Total	0.000365	<DL	0.00050	mg/L		26-NOV-21	R5658833
Copper (Cu)-Total	0.00196	<T	0.0010	mg/L		26-NOV-21	R5658833
Iron (Fe)-Total	0.677		0.020	mg/L		26-NOV-21	R5658833
Lead (Pb)-Total	0.00346	<T	0.000050	mg/L		26-NOV-21	R5658833
Lithium (Li)-Total	0.0064	<DL	0.050	mg/L		26-NOV-21	R5658833
Magnesium (Mg)-Total	13.1		0.020	mg/L		26-NOV-21	R5658833
Manganese (Mn)-Total	0.0294		0.0010	mg/L		26-NOV-21	R5658833
Mercury (Hg)-Total	<0.000005	<W	0.000030	mg/L		16-NOV-21	R5650040
Molybdenum (Mo)-Total	0.00172	<T	0.0010	mg/L		26-NOV-21	R5658833
Nickel (Ni)-Total	0.00170	<DL	0.0020	mg/L		26-NOV-21	R5658833
Phosphorus (P)-Total	0.020	<DL	0.050	mg/L		26-NOV-21	R5658833
Potassium (K)-Total	7.21		0.50	mg/L		26-NOV-21	R5658833
Rubidium (Rb)-Total	0.00490		0.00020	mg/L		26-NOV-21	R5658833
Selenium (Se)-Total	0.000230	<T	0.000050	mg/L		26-NOV-21	R5658833
Silicon (Si)-Total	4.65		0.10	mg/L		26-NOV-21	R5658833
Silver (Ag)-Total	0.000002	<DL	0.00010	mg/L		26-NOV-21	R5658833
Sodium (Na)-Total	16.9		0.10	mg/L		26-NOV-21	R5658833
Strontium (Sr)-Total	0.126		0.0010	mg/L		26-NOV-21	R5658833
Sulfur (S)-Total	28.8		0.50	mg/L		26-NOV-21	R5658833
Tellurium (Te)-Total	<0.00002	<W	0.0010	mg/L		26-NOV-21	R5658833
Thallium (Tl)-Total	0.000015	<DL	0.00030	mg/L		26-NOV-21	R5658833
Thorium (Th)-Total	0.00011		0.00010	mg/L		26-NOV-21	R5658833
Tin (Sn)-Total	0.00165		0.0010	mg/L		26-NOV-21	R5658833
Titanium (Ti)-Total	0.0107		0.0020	mg/L		26-NOV-21	R5658833

* Refer to Referenced Information for Qualifiers (if any) and Methodology.

ALS ENVIRONMENTAL ANALYTICAL REPORT

Sample Details/Parameters	Result	Qualifier*	D.L.	Units	Extracted	Analyzed	Batch
L2661596-6 SW15_SW_20211109 Sampled By: Client on 09-NOV-21 @ 11:10 Matrix: SW							
Total Metals							
Tungsten (W)-Total	0.00002	<DL	0.010	mg/L		26-NOV-21	R5658833
Uranium (U)-Total	0.000916	<DL	0.0050	mg/L		26-NOV-21	R5658833
Vanadium (V)-Total	0.00140	<T	0.0010	mg/L		26-NOV-21	R5658833
Zinc (Zn)-Total	0.0045	<T	0.0030	mg/L		26-NOV-21	R5658833
Zirconium (Zr)-Total	0.000668	<DL	0.0010	mg/L		26-NOV-21	R5658833
Dissolved Metals							
Dissolved Metals Filtration Location	LAB					25-NOV-21	R5657740
Aluminum (Al)-Dissolved	0.110		0.0050	mg/L		25-NOV-21	R5657754
Antimony (Sb)-Dissolved	0.00171	<T	0.00060	mg/L		25-NOV-21	R5657754
Arsenic (As)-Dissolved	0.00110	<T	0.0010	mg/L		25-NOV-21	R5657754
Barium (Ba)-Dissolved	0.0210		0.010	mg/L		25-NOV-21	R5657754
Beryllium (Be)-Dissolved	<0.000002	<W	0.0010	mg/L		25-NOV-21	R5657754
Bismuth (Bi)-Dissolved	0.000002	<DL	0.0010	mg/L		25-NOV-21	R5657754
Boron (B)-Dissolved	0.0205	<DL	0.050	mg/L		25-NOV-21	R5657754
Cadmium (Cd)-Dissolved	0.0000125	<DL	0.000017	mg/L		25-NOV-21	R5657754
Calcium (Ca)-Dissolved	39.3		0.20	mg/L		25-NOV-21	R5657754
Cesium (Cs)-Dissolved	0.0000105		0.000010	mg/L		25-NOV-21	R5657754
Chromium (Cr)-Dissolved	0.00024	<DL	0.0010	mg/L		25-NOV-21	R5657754
Cobalt (Co)-Dissolved	0.000162	<DL	0.00050	mg/L		25-NOV-21	R5657754
Copper (Cu)-Dissolved	0.00164	<T	0.0010	mg/L		25-NOV-21	R5657754
Iron (Fe)-Dissolved	0.328		0.020	mg/L		25-NOV-21	R5657754
Lead (Pb)-Dissolved	0.00008	<T	0.000050	mg/L		25-NOV-21	R5657754
Lithium (Li)-Dissolved	0.0062	<DL	0.050	mg/L		25-NOV-21	R5657754
Magnesium (Mg)-Dissolved	13.5		0.020	mg/L		25-NOV-21	R5657754
Manganese (Mn)-Dissolved	0.00230		0.0010	mg/L		25-NOV-21	R5657754
Mercury (Hg)-Dissolved	<0.000005	<W	0.000030	mg/L		16-NOV-21	R5650042
Molybdenum (Mo)-Dissolved	0.00156	<T	0.0010	mg/L		25-NOV-21	R5657754
Nickel (Ni)-Dissolved	0.00130	<DL	0.0020	mg/L		25-NOV-21	R5657754
Phosphorus (P)-Dissolved	0.005	<DL	0.050	mg/L		25-NOV-21	R5657754
Potassium (K)-Dissolved	7.17		0.50	mg/L		25-NOV-21	R5657754
Rubidium (Rb)-Dissolved	0.00426		0.00020	mg/L		25-NOV-21	R5657754
Selenium (Se)-Dissolved	0.000240	<T	0.000050	mg/L		25-NOV-21	R5657754
Silicon (Si)-Dissolved	3.90		0.050	mg/L		25-NOV-21	R5657754
Silver (Ag)-Dissolved	0.0000030	<DL	0.00010	mg/L		25-NOV-21	R5657754
Sodium (Na)-Dissolved	16.8		0.10	mg/L		25-NOV-21	R5657754
Strontium (Sr)-Dissolved	0.122		0.0010	mg/L		25-NOV-21	R5657754
Sulfur (S)-Dissolved	29.0		0.50	mg/L		25-NOV-21	R5657754
Tellurium (Te)-Dissolved	<0.00001	<W	0.0010	mg/L		25-NOV-21	R5657754
Thallium (Tl)-Dissolved	0.000004	<DL	0.00030	mg/L		25-NOV-21	R5657754
Thorium (Th)-Dissolved	0.00008	<DL	0.00010	mg/L		25-NOV-21	R5657754
Tin (Sn)-Dissolved	0.000010	<DL	0.0010	mg/L		25-NOV-21	R5657754

* Refer to Referenced Information for Qualifiers (if any) and Methodology.

ALS ENVIRONMENTAL ANALYTICAL REPORT

Sample Details/Parameters	Result	Qualifier*	D.L.	Units	Extracted	Analyzed	Batch
L2661596-6 SW15_SW_20211109 Sampled By: Client on 09-NOV-21 @ 11:10 Matrix: SW							
Dissolved Metals							
Titanium (Ti)-Dissolved	0.00416		0.0020	mg/L		25-NOV-21	R5657754
Tungsten (W)-Dissolved	0.000014	<DL	0.010	mg/L		25-NOV-21	R5657754
Uranium (U)-Dissolved	0.000908	<DL	0.0050	mg/L		25-NOV-21	R5657754
Vanadium (V)-Dissolved	0.00068	<DL	0.0010	mg/L		25-NOV-21	R5657754
Zinc (Zn)-Dissolved	0.0014	<DL	0.0030	mg/L		25-NOV-21	R5657754
Zirconium (Zr)-Dissolved	0.000558	<DL	0.0010	mg/L		25-NOV-21	R5657754
Aggregate Organics							
Biochemical Oxygen Demand	<2.0		2.0	mg/L		11-NOV-21	R5651476
Chemical Oxygen Demand	112		10	mg/L	11-NOV-21	16-NOV-21	R5650396
Oil and Grease, Total	<0.2	<W	1.0	mg/L	15-NOV-21	15-NOV-21	R5648988
L2661596-7 SW16_SW_20211109 Sampled By: Client on 09-NOV-21 @ 09:30 Matrix: SW							
Field Tests							
Dissolved Oxygen, Client Supplied	12.41		0	mg/L		11-NOV-21	R5642403
pH, Client Supplied	7.7		0.10	pH		11-NOV-21	R5642403
Temperature, Client Supplied	5.9		0	Degree C		11-NOV-21	R5642403
Physical Tests							
Color, True	50.4		2.0	CU		13-NOV-21	R5645748
Conductivity (EC)	95.8		1.0	uS/cm		13-NOV-21	R5647940
Hardness (as CaCO3)	38.8		0.51	mg/L		29-NOV-21	
pH	7.37		0.10	pH		13-NOV-21	R5647940
Total Suspended Solids	6.0		3.0	mg/L		13-NOV-21	R5646338
Total Dissolved Solids	68		13	mg/L		13-NOV-21	R5646396
Turbidity	4.35		0.10	NTU		11-NOV-21	R5642532
Anions and Nutrients							
Acidity (as CaCO3)	<0.2	<W	2.0	mg/L		15-NOV-21	R5649516
Alkalinity, Total (as CaCO3)	35.0		2.0	mg/L		13-NOV-21	R5647940
Ammonia, Total (as N)	0.006	<T	0.0050	mg/L		15-NOV-21	R5649268
Ammonia, Un-ionized (as N)	<0.001	<W	0.010	mg/L		16-NOV-21	
Chloride (Cl)	3.45		0.10	mg/L	12-NOV-21	13-NOV-21	R5647276
Fluoride (F)	0.042		0.020	mg/L	12-NOV-21	13-NOV-21	R5647276
Nitrate (as N)	0.014	<DL	0.020	mg/L		13-NOV-21	R5647276
Nitrite (as N)	<0.001	<W	0.010	mg/L		13-NOV-21	R5647276
Total Kjeldahl Nitrogen	0.583		0.050	mg/L	15-NOV-21	16-NOV-21	R5651499
Orthophosphate-Dissolved (as P)	<0.0030		0.0030	mg/L	12-NOV-21	13-NOV-21	R5645901
Sulfate (SO4)	7.05		0.30	mg/L		13-NOV-21	R5647276
Cyanides							
Cyanide, Weak Acid Diss	0.0001	<DL	0.0020	mg/L		16-NOV-21	R5649748
Cyanide, Total	0.0004	<DL	0.0020	mg/L		16-NOV-21	R5649748
Cyanide, Free	0.0003	<DL	0.0020	mg/L		16-NOV-21	R5649748
Organic / Inorganic Carbon							

* Refer to Referenced Information for Qualifiers (if any) and Methodology.

ALS ENVIRONMENTAL ANALYTICAL REPORT

Sample Details/Parameters	Result	Qualifier*	D.L.	Units	Extracted	Analyzed	Batch
L2661596-7 SW16_SW_20211109 Sampled By: Client on 09-NOV-21 @ 09:30 Matrix: SW							
Organic / Inorganic Carbon							
Dissolved Organic Carbon	12.9		0.50	mg/L	11-NOV-21	15-NOV-21	R5648216
Total Organic Carbon	13.7		0.50	mg/L		17-NOV-21	R5653544
Total Metals							
Aluminum (Al)-Total	0.150		0.0050	mg/L		26-NOV-21	R5658833
Antimony (Sb)-Total	0.000045	<DL	0.00060	mg/L		26-NOV-21	R5658833
Arsenic (As)-Total	0.00047	<DL	0.0010	mg/L		26-NOV-21	R5658833
Barium (Ba)-Total	0.0117		0.010	mg/L		26-NOV-21	R5658833
Beryllium (Be)-Total	<0.0000001	<W	0.0010	mg/L		26-NOV-21	R5658833
Bismuth (Bi)-Total	0.00002	<DL	0.0010	mg/L		26-NOV-21	R5658833
Boron (B)-Total	0.0045	<DL	0.050	mg/L		26-NOV-21	R5658833
Cadmium (Cd)-Total	0.000008	<DL	0.000017	mg/L		26-NOV-21	R5658833
Calcium (Ca)-Total	10.3		0.20	mg/L		26-NOV-21	R5658833
Cesium (Cs)-Total	0.0000255		0.000010	mg/L		26-NOV-21	R5658833
Chromium (Cr)-Total	0.00048	<DL	0.0010	mg/L		26-NOV-21	R5658833
Cobalt (Co)-Total	0.000120	<DL	0.00050	mg/L		26-NOV-21	R5658833
Copper (Cu)-Total	0.00108	<T	0.0010	mg/L		26-NOV-21	R5658833
Iron (Fe)-Total	0.252		0.020	mg/L		26-NOV-21	R5658833
Lead (Pb)-Total	0.00014	<T	0.000050	mg/L		26-NOV-21	R5658833
Lithium (Li)-Total	0.0012	<DL	0.050	mg/L		26-NOV-21	R5658833
Magnesium (Mg)-Total	3.42		0.020	mg/L		26-NOV-21	R5658833
Manganese (Mn)-Total	0.0168		0.0010	mg/L		26-NOV-21	R5658833
Mercury (Hg)-Total	<0.000005	<W	0.000030	mg/L		16-NOV-21	R5650040
Molybdenum (Mo)-Total	0.000245	<DL	0.0010	mg/L		26-NOV-21	R5658833
Nickel (Ni)-Total	0.00064	<DL	0.0020	mg/L		26-NOV-21	R5658833
Phosphorus (P)-Total	0.010	<DL	0.050	mg/L		26-NOV-21	R5658833
Potassium (K)-Total	0.97		0.50	mg/L		26-NOV-21	R5658833
Rubidium (Rb)-Total	0.00203		0.00020	mg/L		26-NOV-21	R5658833
Selenium (Se)-Total	0.000095	<T	0.000050	mg/L		26-NOV-21	R5658833
Silicon (Si)-Total	2.31		0.10	mg/L		26-NOV-21	R5658833
Silver (Ag)-Total	<0.000001	<W	0.00010	mg/L		26-NOV-21	R5658833
Sodium (Na)-Total	4.66		0.10	mg/L		26-NOV-21	R5658833
Strontium (Sr)-Total	0.0288		0.0010	mg/L		26-NOV-21	R5658833
Sulfur (S)-Total	2.4		0.50	mg/L		26-NOV-21	R5658833
Tellurium (Te)-Total	<0.00002	<W	0.0010	mg/L		26-NOV-21	R5658833
Thallium (Tl)-Total	0.000005	<DL	0.00030	mg/L		26-NOV-21	R5658833
Thorium (Th)-Total	0.00003	<DL	0.00010	mg/L		26-NOV-21	R5658833
Tin (Sn)-Total	0.00002	<DL	0.0010	mg/L		26-NOV-21	R5658833
Titanium (Ti)-Total	0.00426		0.0020	mg/L		26-NOV-21	R5658833
Tungsten (W)-Total	<0.00001	<W	0.010	mg/L		26-NOV-21	R5658833
Uranium (U)-Total	0.000134	<DL	0.0050	mg/L		26-NOV-21	R5658833
Vanadium (V)-Total	0.00065	<DL	0.0010	mg/L		26-NOV-21	R5658833

* Refer to Referenced Information for Qualifiers (if any) and Methodology.

ALS ENVIRONMENTAL ANALYTICAL REPORT

Sample Details/Parameters	Result	Qualifier*	D.L.	Units	Extracted	Analyzed	Batch
L2661596-7 SW16_SW_20211109 Sampled By: Client on 09-NOV-21 @ 09:30 Matrix: SW							
Total Metals							
Zinc (Zn)-Total	0.0010	<DL	0.0030	mg/L		26-NOV-21	R5658833
Zirconium (Zr)-Total	0.000202	<DL	0.0010	mg/L		26-NOV-21	R5658833
Dissolved Metals							
Dissolved Metals Filtration Location	LAB					25-NOV-21	R5657740
Aluminum (Al)-Dissolved	0.0202	<T	0.0050	mg/L		25-NOV-21	R5657754
Antimony (Sb)-Dissolved	0.000040	<DL	0.00060	mg/L		25-NOV-21	R5657754
Arsenic (As)-Dissolved	0.000439	<DL	0.0010	mg/L		25-NOV-21	R5657754
Barium (Ba)-Dissolved	0.00963	<DL	0.010	mg/L		25-NOV-21	R5657754
Beryllium (Be)-Dissolved	<0.000002	<W	0.0010	mg/L		25-NOV-21	R5657754
Bismuth (Bi)-Dissolved	<0.000002	<W	0.0010	mg/L		25-NOV-21	R5657754
Boron (B)-Dissolved	0.0025	<DL	0.050	mg/L		25-NOV-21	R5657754
Cadmium (Cd)-Dissolved	0.0000040	<DL	0.000017	mg/L		25-NOV-21	R5657754
Calcium (Ca)-Dissolved	9.76		0.20	mg/L		25-NOV-21	R5657754
Cesium (Cs)-Dissolved	0.0000020	<DL	0.000010	mg/L		25-NOV-21	R5657754
Chromium (Cr)-Dissolved	0.00013	<DL	0.0010	mg/L		25-NOV-21	R5657754
Cobalt (Co)-Dissolved	0.000020	<DL	0.00050	mg/L		25-NOV-21	R5657754
Copper (Cu)-Dissolved	0.00084	<DL	0.0010	mg/L		25-NOV-21	R5657754
Iron (Fe)-Dissolved	0.0480		0.020	mg/L		25-NOV-21	R5657754
Lead (Pb)-Dissolved	0.00001	<DL	0.000050	mg/L		25-NOV-21	R5657754
Lithium (Li)-Dissolved	0.0006	<DL	0.050	mg/L		25-NOV-21	R5657754
Magnesium (Mg)-Dissolved	3.51		0.020	mg/L		25-NOV-21	R5657754
Manganese (Mn)-Dissolved	0.00042	<DL	0.0010	mg/L		25-NOV-21	R5657754
Mercury (Hg)-Dissolved	<0.000005	<W	0.000030	mg/L		16-NOV-21	R5650042
Molybdenum (Mo)-Dissolved	0.000212	<DL	0.0010	mg/L		25-NOV-21	R5657754
Nickel (Ni)-Dissolved	0.00056	<DL	0.0020	mg/L		25-NOV-21	R5657754
Phosphorus (P)-Dissolved	<0.005	<W	0.050	mg/L		25-NOV-21	R5657754
Potassium (K)-Dissolved	0.91		0.50	mg/L		25-NOV-21	R5657754
Rubidium (Rb)-Dissolved	0.00166		0.00020	mg/L		25-NOV-21	R5657754
Selenium (Se)-Dissolved	0.000105	<T	0.000050	mg/L		25-NOV-21	R5657754
Silicon (Si)-Dissolved	1.95		0.050	mg/L		25-NOV-21	R5657754
Silver (Ag)-Dissolved	<0.0000005	<W	0.00010	mg/L		25-NOV-21	R5657754
Sodium (Na)-Dissolved	4.69		0.10	mg/L		25-NOV-21	R5657754
Strontium (Sr)-Dissolved	0.0279		0.0010	mg/L		25-NOV-21	R5657754
Sulfur (S)-Dissolved	2.2		0.50	mg/L		25-NOV-21	R5657754
Tellurium (Te)-Dissolved	<0.00001	<W	0.0010	mg/L		25-NOV-21	R5657754
Thallium (Tl)-Dissolved	<0.000002	<W	0.00030	mg/L		25-NOV-21	R5657754
Thorium (Th)-Dissolved	0.00002	<DL	0.00010	mg/L		25-NOV-21	R5657754
Tin (Sn)-Dissolved	<0.000005	<W	0.0010	mg/L		25-NOV-21	R5657754
Titanium (Ti)-Dissolved	0.00066	<DL	0.0020	mg/L		25-NOV-21	R5657754
Tungsten (W)-Dissolved	0.000006	<DL	0.010	mg/L		25-NOV-21	R5657754
Uranium (U)-Dissolved	0.000118	<DL	0.0050	mg/L		25-NOV-21	R5657754

* Refer to Referenced Information for Qualifiers (if any) and Methodology.

ALS ENVIRONMENTAL ANALYTICAL REPORT

Sample Details/Parameters	Result	Qualifier*	D.L.	Units	Extracted	Analyzed	Batch
L2661596-7 SW16_SW_20211109 Sampled By: Client on 09-NOV-21 @ 09:30 Matrix: SW							
Dissolved Metals							
Vanadium (V)-Dissolved	0.00030	<DL	0.0010	mg/L		25-NOV-21	R5657754
Zinc (Zn)-Dissolved	0.0004	<DL	0.0030	mg/L		25-NOV-21	R5657754
Zirconium (Zr)-Dissolved	0.000130	<DL	0.0010	mg/L		25-NOV-21	R5657754
Aggregate Organics							
Biochemical Oxygen Demand	<2.0		2.0	mg/L		11-NOV-21	R5651476
Chemical Oxygen Demand	32		10	mg/L	15-NOV-21	16-NOV-21	R5650165
Oil and Grease, Total	<0.2	<W	1.0	mg/L	15-NOV-21	15-NOV-21	R5648988
L2661596-8 SW17_SW_20211109 Sampled By: Client on 09-NOV-21 @ 10:40 Matrix: SW							
Field Tests							
Dissolved Oxygen, Client Supplied	11.28		0	mg/L		11-NOV-21	R5642403
pH, Client Supplied	7.82		0.10	pH		11-NOV-21	R5642403
Temperature, Client Supplied	6.4		0	Degree C		11-NOV-21	R5642403
Physical Tests							
Color, True	80.6		2.0	CU		13-NOV-21	R5645748
Conductivity (EC)	112		1.0	uS/cm		13-NOV-21	R5647940
Hardness (as CaCO3)	50.3		0.51	mg/L		29-NOV-21	
pH	7.45		0.10	pH		13-NOV-21	R5647940
Total Suspended Solids	53.0		3.0	mg/L		13-NOV-21	R5646338
Total Dissolved Solids	86		13	mg/L		13-NOV-21	R5646396
Turbidity	32.4		0.10	NTU		11-NOV-21	R5642532
Anions and Nutrients							
Acidity (as CaCO3)	0.6	<DL	2.0	mg/L		15-NOV-21	R5649516
Alkalinity, Total (as CaCO3)	42.4		2.0	mg/L		13-NOV-21	R5647940
Ammonia, Total (as N)	0.024	<T	0.0050	mg/L		15-NOV-21	R5649268
Ammonia, Un-ionized (as N)	<0.001	<W	0.010	mg/L		16-NOV-21	
Chloride (Cl)	3.32		0.10	mg/L	12-NOV-21	13-NOV-21	R5647276
Fluoride (F)	0.046		0.020	mg/L	12-NOV-21	13-NOV-21	R5647276
Nitrate (as N)	0.032	<T	0.020	mg/L		13-NOV-21	R5647276
Nitrite (as N)	<0.001	<W	0.010	mg/L		13-NOV-21	R5647276
Total Kjeldahl Nitrogen	0.723		0.050	mg/L	15-NOV-21	16-NOV-21	R5651499
Orthophosphate-Dissolved (as P)	0.0051		0.0030	mg/L	12-NOV-21	13-NOV-21	R5645901
Sulfate (SO4)	8.30		0.30	mg/L		13-NOV-21	R5647276
Cyanides							
Cyanide, Weak Acid Diss	0.0004	<DL	0.0020	mg/L		16-NOV-21	R5649748
Cyanide, Total	0.0006	<DL	0.0020	mg/L		16-NOV-21	R5649748
Cyanide, Free	0.0011	<DL	0.0020	mg/L		16-NOV-21	R5649748
Organic / Inorganic Carbon							
Dissolved Organic Carbon	17.7		0.50	mg/L	12-NOV-21	17-NOV-21	R5653568
Total Organic Carbon	19.1		0.50	mg/L		17-NOV-21	R5653544
Total Metals							

* Refer to Referenced Information for Qualifiers (if any) and Methodology.

ALS ENVIRONMENTAL ANALYTICAL REPORT

Sample Details/Parameters	Result	Qualifier*	D.L.	Units	Extracted	Analyzed	Batch
L2661596-8 SW17_SW_20211109 Sampled By: Client on 09-NOV-21 @ 10:40 Matrix: SW							
Total Metals							
Aluminum (Al)-Total	1.15		0.0050	mg/L		26-NOV-21	R5658833
Antimony (Sb)-Total	0.000090	<DL	0.00060	mg/L		26-NOV-21	R5658833
Arsenic (As)-Total	0.00082	<DL	0.0010	mg/L		26-NOV-21	R5658833
Barium (Ba)-Total	0.0234		0.010	mg/L		26-NOV-21	R5658833
Beryllium (Be)-Total	0.0000346	<DL	0.0010	mg/L		26-NOV-21	R5658833
Bismuth (Bi)-Total	0.00001	<DL	0.0010	mg/L		26-NOV-21	R5658833
Boron (B)-Total	0.0065	<DL	0.050	mg/L		26-NOV-21	R5658833
Cadmium (Cd)-Total	0.000036	<T	0.000017	mg/L		26-NOV-21	R5658833
Calcium (Ca)-Total	14.3		0.20	mg/L		26-NOV-21	R5658833
Cesium (Cs)-Total	0.000195		0.000010	mg/L		26-NOV-21	R5658833
Chromium (Cr)-Total	0.00246		0.0010	mg/L		26-NOV-21	R5658833
Cobalt (Co)-Total	0.000705	<T	0.00050	mg/L		26-NOV-21	R5658833
Copper (Cu)-Total	0.00222	<T	0.0010	mg/L		26-NOV-21	R5658833
Iron (Fe)-Total	1.61		0.020	mg/L		26-NOV-21	R5658833
Lead (Pb)-Total	0.00087	<T	0.000050	mg/L		26-NOV-21	R5658833
Lithium (Li)-Total	0.0026	<DL	0.050	mg/L		26-NOV-21	R5658833
Magnesium (Mg)-Total	5.05		0.020	mg/L		26-NOV-21	R5658833
Manganese (Mn)-Total	0.0646		0.0010	mg/L		26-NOV-21	R5658833
Mercury (Hg)-Total	<0.000005	<W	0.000030	mg/L		16-NOV-21	R5650040
Molybdenum (Mo)-Total	0.000325	<DL	0.0010	mg/L		26-NOV-21	R5658833
Nickel (Ni)-Total	0.00228	<T	0.0020	mg/L		26-NOV-21	R5658833
Phosphorus (P)-Total	0.050		0.050	mg/L		26-NOV-21	R5658833
Potassium (K)-Total	1.42		0.50	mg/L		26-NOV-21	R5658833
Rubidium (Rb)-Total	0.00487		0.00020	mg/L		26-NOV-21	R5658833
Selenium (Se)-Total	0.000165	<T	0.000050	mg/L		26-NOV-21	R5658833
Silicon (Si)-Total	4.86		0.10	mg/L		26-NOV-21	R5658833
Silver (Ag)-Total	0.000006	<DL	0.00010	mg/L		26-NOV-21	R5658833
Sodium (Na)-Total	4.53		0.10	mg/L		26-NOV-21	R5658833
Strontium (Sr)-Total	0.0358		0.0010	mg/L		26-NOV-21	R5658833
Sulfur (S)-Total	3.0		0.50	mg/L		26-NOV-21	R5658833
Tellurium (Te)-Total	<0.00002	<W	0.0010	mg/L		26-NOV-21	R5658833
Thallium (Tl)-Total	0.000020	<DL	0.00030	mg/L		26-NOV-21	R5658833
Thorium (Th)-Total	0.00019		0.00010	mg/L		26-NOV-21	R5658833
Tin (Sn)-Total	0.00005	<DL	0.0010	mg/L		26-NOV-21	R5658833
Titanium (Ti)-Total	0.0322		0.0020	mg/L		26-NOV-21	R5658833
Tungsten (W)-Total	<0.00001	<W	0.010	mg/L		26-NOV-21	R5658833
Uranium (U)-Total	0.000229	<DL	0.0050	mg/L		26-NOV-21	R5658833
Vanadium (V)-Total	0.00320	<T	0.0010	mg/L		26-NOV-21	R5658833
Zinc (Zn)-Total	0.0075	<T	0.0030	mg/L		26-NOV-21	R5658833
Zirconium (Zr)-Total	0.000868	<DL	0.0010	mg/L		26-NOV-21	R5658833
Dissolved Metals							

* Refer to Referenced Information for Qualifiers (if any) and Methodology.

ALS ENVIRONMENTAL ANALYTICAL REPORT

Sample Details/Parameters	Result	Qualifier*	D.L.	Units	Extracted	Analyzed	Batch
L2661596-8 SW17_SW_20211109 Sampled By: Client on 09-NOV-21 @ 10:40 Matrix: SW							
Dissolved Metals							
Dissolved Metals Filtration Location	LAB					25-NOV-21	R5657740
Aluminum (Al)-Dissolved	0.0306		0.0050	mg/L		25-NOV-21	R5657754
Antimony (Sb)-Dissolved	0.000085	<DL	0.00060	mg/L		25-NOV-21	R5657754
Arsenic (As)-Dissolved	0.000569	<DL	0.0010	mg/L		25-NOV-21	R5657754
Barium (Ba)-Dissolved	0.0124		0.010	mg/L		25-NOV-21	R5657754
Beryllium (Be)-Dissolved	<0.000002	<W	0.0010	mg/L		25-NOV-21	R5657754
Bismuth (Bi)-Dissolved	<0.000002	<W	0.0010	mg/L		25-NOV-21	R5657754
Boron (B)-Dissolved	0.0040	<DL	0.050	mg/L		25-NOV-21	R5657754
Cadmium (Cd)-Dissolved	0.0000070	<DL	0.000017	mg/L		25-NOV-21	R5657754
Calcium (Ca)-Dissolved	12.8		0.20	mg/L		25-NOV-21	R5657754
Cesium (Cs)-Dissolved	0.0000020	<DL	0.000010	mg/L		25-NOV-21	R5657754
Chromium (Cr)-Dissolved	0.00012	<DL	0.0010	mg/L		25-NOV-21	R5657754
Cobalt (Co)-Dissolved	0.000030	<DL	0.00050	mg/L		25-NOV-21	R5657754
Copper (Cu)-Dissolved	0.00112	<T	0.0010	mg/L		25-NOV-21	R5657754
Iron (Fe)-Dissolved	0.115		0.020	mg/L		25-NOV-21	R5657754
Lead (Pb)-Dissolved	0.00006	<T	0.000050	mg/L		25-NOV-21	R5657754
Lithium (Li)-Dissolved	0.0012	<DL	0.050	mg/L		25-NOV-21	R5657754
Magnesium (Mg)-Dissolved	4.47		0.020	mg/L		25-NOV-21	R5657754
Manganese (Mn)-Dissolved	0.00114		0.0010	mg/L		25-NOV-21	R5657754
Mercury (Hg)-Dissolved	<0.000005	<W	0.000030	mg/L		16-NOV-21	R5650042
Molybdenum (Mo)-Dissolved	0.000276	<DL	0.0010	mg/L		25-NOV-21	R5657754
Nickel (Ni)-Dissolved	0.00060	<DL	0.0020	mg/L		25-NOV-21	R5657754
Phosphorus (P)-Dissolved	<0.005	<W	0.050	mg/L		25-NOV-21	R5657754
Potassium (K)-Dissolved	1.09		0.50	mg/L		25-NOV-21	R5657754
Rubidium (Rb)-Dissolved	0.00169		0.00020	mg/L		25-NOV-21	R5657754
Selenium (Se)-Dissolved	0.000100	<T	0.000050	mg/L		25-NOV-21	R5657754
Silicon (Si)-Dissolved	2.14		0.050	mg/L		25-NOV-21	R5657754
Silver (Ag)-Dissolved	0.0000010	<DL	0.00010	mg/L		25-NOV-21	R5657754
Sodium (Na)-Dissolved	4.57		0.10	mg/L		25-NOV-21	R5657754
Strontium (Sr)-Dissolved	0.0334		0.0010	mg/L		25-NOV-21	R5657754
Sulfur (S)-Dissolved	2.8		0.50	mg/L		25-NOV-21	R5657754
Tellurium (Te)-Dissolved	<0.00001	<W	0.0010	mg/L		25-NOV-21	R5657754
Thallium (Tl)-Dissolved	0.000002	<DL	0.00030	mg/L		25-NOV-21	R5657754
Thorium (Th)-Dissolved	0.00004	<DL	0.00010	mg/L		25-NOV-21	R5657754
Tin (Sn)-Dissolved	<0.000005	<W	0.0010	mg/L		25-NOV-21	R5657754
Titanium (Ti)-Dissolved	0.00186	<DL	0.0020	mg/L		25-NOV-21	R5657754
Tungsten (W)-Dissolved	0.000006	<DL	0.010	mg/L		25-NOV-21	R5657754
Uranium (U)-Dissolved	0.000168	<DL	0.0050	mg/L		25-NOV-21	R5657754
Vanadium (V)-Dissolved	0.00048	<DL	0.0010	mg/L		25-NOV-21	R5657754
Zinc (Zn)-Dissolved	0.0004	<DL	0.0030	mg/L		25-NOV-21	R5657754
Zirconium (Zr)-Dissolved	0.000214	<DL	0.0010	mg/L		25-NOV-21	R5657754

* Refer to Referenced Information for Qualifiers (if any) and Methodology.

ALS ENVIRONMENTAL ANALYTICAL REPORT

Sample Details/Parameters	Result	Qualifier*	D.L.	Units	Extracted	Analyzed	Batch
L2661596-8 SW17_SW_20211109 Sampled By: Client on 09-NOV-21 @ 10:40 Matrix: SW							
Dissolved Metals							
Aggregate Organics							
Biochemical Oxygen Demand	<2.0		2.0	mg/L		11-NOV-21	R5651476
Chemical Oxygen Demand	38		10	mg/L	15-NOV-21	16-NOV-21	R5650165
Oil and Grease, Total	2.8		1.0	mg/L	15-NOV-21	15-NOV-21	R5648988
L2661596-9 SW20_SW_20211109 Sampled By: Client on 09-NOV-21 @ 10:15 Matrix: SW							
Field Tests							
Dissolved Oxygen, Client Supplied	10.07		0	mg/L		11-NOV-21	R5642403
pH, Client Supplied	7.3		0.10	pH		11-NOV-21	R5642403
Temperature, Client Supplied	3		0	Degree C		11-NOV-21	R5642403
Physical Tests							
Color, True	183		2.0	CU		13-NOV-21	R5645748
Conductivity (EC)	242		1.0	uS/cm		13-NOV-21	R5647940
Hardness (as CaCO3)	112		0.51	mg/L		29-NOV-21	
pH	7.59		0.10	pH		13-NOV-21	R5647940
Total Suspended Solids	2.0	<DL	3.0	mg/L		13-NOV-21	R5646338
Total Dissolved Solids	192		13	mg/L		13-NOV-21	R5646396
Turbidity	2.59		0.10	NTU		11-NOV-21	R5642532
Anions and Nutrients							
Acidity (as CaCO3)	0.6	<DL	2.0	mg/L		15-NOV-21	R5649516
Alkalinity, Total (as CaCO3)	90.4		2.0	mg/L		13-NOV-21	R5647940
Ammonia, Total (as N)	0.018	<T	0.0050	mg/L		15-NOV-21	R5649268
Ammonia, Un-ionized (as N)	<0.001	<W	0.010	mg/L		16-NOV-21	
Chloride (Cl)	16.4		0.10	mg/L	12-NOV-21	13-NOV-21	R5647276
Fluoride (F)	0.049		0.020	mg/L	12-NOV-21	13-NOV-21	R5647276
Nitrate (as N)	0.004	<DL	0.020	mg/L		13-NOV-21	R5647276
Nitrite (as N)	<0.001	<W	0.010	mg/L		13-NOV-21	R5647276
Total Kjeldahl Nitrogen	1.65		0.050	mg/L	15-NOV-21	16-NOV-21	R5651499
Orthophosphate-Dissolved (as P)	<0.0030		0.0030	mg/L	12-NOV-21	13-NOV-21	R5645901
Sulfate (SO4)	9.20		0.30	mg/L		13-NOV-21	R5647276
Cyanides							
Cyanide, Weak Acid Diss	0.0007	<DL	0.0020	mg/L		16-NOV-21	R5649748
Cyanide, Total	0.0010	<DL	0.0020	mg/L		16-NOV-21	R5649748
Cyanide, Free	0.0008	<DL	0.0020	mg/L		16-NOV-21	R5649748
Organic / Inorganic Carbon							
Dissolved Organic Carbon	36.2		0.50	mg/L	12-NOV-21	17-NOV-21	R5653568
Total Organic Carbon	37.0		0.50	mg/L		17-NOV-21	R5653544
Total Metals							
Aluminum (Al)-Total	0.119		0.0050	mg/L		26-NOV-21	R5658833
Antimony (Sb)-Total	0.000060	<DL	0.00060	mg/L		26-NOV-21	R5658833
Arsenic (As)-Total	0.00076	<DL	0.0010	mg/L		26-NOV-21	R5658833

* Refer to Referenced Information for Qualifiers (if any) and Methodology.

ALS ENVIRONMENTAL ANALYTICAL REPORT

Sample Details/Parameters	Result	Qualifier*	D.L.	Units	Extracted	Analyzed	Batch
L2661596-9 SW20_SW_20211109 Sampled By: Client on 09-NOV-21 @ 10:15 Matrix: SW							
Total Metals							
Barium (Ba)-Total	0.0163		0.010	mg/L		26-NOV-21	R5658833
Beryllium (Be)-Total	<0.0000001	<W	0.0010	mg/L		26-NOV-21	R5658833
Bismuth (Bi)-Total	<0.00001	<W	0.0010	mg/L		26-NOV-21	R5658833
Boron (B)-Total	0.0100	<DL	0.050	mg/L		26-NOV-21	R5658833
Cadmium (Cd)-Total	0.000007	<DL	0.000017	mg/L		26-NOV-21	R5658833
Calcium (Ca)-Total	26.7		0.20	mg/L		26-NOV-21	R5658833
Cesium (Cs)-Total	0.0000090	<DL	0.000010	mg/L		26-NOV-21	R5658833
Chromium (Cr)-Total	0.00048	<DL	0.0010	mg/L		26-NOV-21	R5658833
Cobalt (Co)-Total	0.000130	<DL	0.00050	mg/L		26-NOV-21	R5658833
Copper (Cu)-Total	0.00106	<T	0.0010	mg/L		26-NOV-21	R5658833
Iron (Fe)-Total	0.368		0.020	mg/L		26-NOV-21	R5658833
Lead (Pb)-Total	0.00007	<T	0.000050	mg/L		26-NOV-21	R5658833
Lithium (Li)-Total	0.0038	<DL	0.050	mg/L		26-NOV-21	R5658833
Magnesium (Mg)-Total	11.1		0.020	mg/L		26-NOV-21	R5658833
Manganese (Mn)-Total	0.0162		0.0010	mg/L		26-NOV-21	R5658833
Mercury (Hg)-Total	<0.000005	<W	0.000030	mg/L		16-NOV-21	R5650040
Molybdenum (Mo)-Total	0.000335	<DL	0.0010	mg/L		26-NOV-21	R5658833
Nickel (Ni)-Total	0.00142	<DL	0.0020	mg/L		26-NOV-21	R5658833
Phosphorus (P)-Total	0.010	<DL	0.050	mg/L		26-NOV-21	R5658833
Potassium (K)-Total	1.20		0.50	mg/L		26-NOV-21	R5658833
Rubidium (Rb)-Total	0.00133		0.00020	mg/L		26-NOV-21	R5658833
Selenium (Se)-Total	0.000220	<T	0.000050	mg/L		26-NOV-21	R5658833
Silicon (Si)-Total	4.73		0.10	mg/L		26-NOV-21	R5658833
Silver (Ag)-Total	<0.000001	<W	0.00010	mg/L		26-NOV-21	R5658833
Sodium (Na)-Total	9.30		0.10	mg/L		26-NOV-21	R5658833
Strontium (Sr)-Total	0.0678		0.0010	mg/L		26-NOV-21	R5658833
Sulfur (S)-Total	3.4		0.50	mg/L		26-NOV-21	R5658833
Tellurium (Te)-Total	<0.00002	<W	0.0010	mg/L		26-NOV-21	R5658833
Thallium (Tl)-Total	<0.000005	<W	0.00030	mg/L		26-NOV-21	R5658833
Thorium (Th)-Total	0.00003	<DL	0.00010	mg/L		26-NOV-21	R5658833
Tin (Sn)-Total	<0.00001	<W	0.0010	mg/L		26-NOV-21	R5658833
Titanium (Ti)-Total	0.00303		0.0020	mg/L		26-NOV-21	R5658833
Tungsten (W)-Total	<0.00001	<W	0.010	mg/L		26-NOV-21	R5658833
Uranium (U)-Total	0.000370	<DL	0.0050	mg/L		26-NOV-21	R5658833
Vanadium (V)-Total	0.00070	<DL	0.0010	mg/L		26-NOV-21	R5658833
Zinc (Zn)-Total	0.0040	<T	0.0030	mg/L		26-NOV-21	R5658833
Zirconium (Zr)-Total	0.000400	<DL	0.0010	mg/L		26-NOV-21	R5658833
Dissolved Metals							
Dissolved Metals Filtration Location	LAB					25-NOV-21	R5657740
Aluminum (Al)-Dissolved	0.0444		0.0050	mg/L		25-NOV-21	R5657754
Antimony (Sb)-Dissolved	0.000060	<DL	0.00060	mg/L		25-NOV-21	R5657754

* Refer to Referenced Information for Qualifiers (if any) and Methodology.

ALS ENVIRONMENTAL ANALYTICAL REPORT

Sample Details/Parameters	Result	Qualifier*	D.L.	Units	Extracted	Analyzed	Batch
L2661596-9 SW20_SW_20211109 Sampled By: Client on 09-NOV-21 @ 10:15 Matrix: SW							
Dissolved Metals							
Arsenic (As)-Dissolved	0.000769	<DL	0.0010	mg/L		25-NOV-21	R5657754
Barium (Ba)-Dissolved	0.0143		0.010	mg/L		25-NOV-21	R5657754
Beryllium (Be)-Dissolved	<0.000002	<W	0.0010	mg/L		25-NOV-21	R5657754
Bismuth (Bi)-Dissolved	<0.000002	<W	0.0010	mg/L		25-NOV-21	R5657754
Boron (B)-Dissolved	0.0085	<DL	0.050	mg/L		25-NOV-21	R5657754
Cadmium (Cd)-Dissolved	0.0000070	<DL	0.000017	mg/L		25-NOV-21	R5657754
Calcium (Ca)-Dissolved	25.6		0.20	mg/L		25-NOV-21	R5657754
Cesium (Cs)-Dissolved	<0.0000005	<W	0.000010	mg/L		25-NOV-21	R5657754
Chromium (Cr)-Dissolved	0.00025	<DL	0.0010	mg/L		25-NOV-21	R5657754
Cobalt (Co)-Dissolved	0.000056	<DL	0.00050	mg/L		25-NOV-21	R5657754
Copper (Cu)-Dissolved	0.00090	<DL	0.0010	mg/L		25-NOV-21	R5657754
Iron (Fe)-Dissolved	0.217		0.020	mg/L		25-NOV-21	R5657754
Lead (Pb)-Dissolved	0.00006	<T	0.000050	mg/L		25-NOV-21	R5657754
Lithium (Li)-Dissolved	0.0038	<DL	0.050	mg/L		25-NOV-21	R5657754
Magnesium (Mg)-Dissolved	11.6		0.020	mg/L		25-NOV-21	R5657754
Manganese (Mn)-Dissolved	0.00044	<DL	0.0010	mg/L		25-NOV-21	R5657754
Mercury (Hg)-Dissolved	<0.000005	<W	0.000030	mg/L		16-NOV-21	R5650042
Molybdenum (Mo)-Dissolved	0.000312	<DL	0.0010	mg/L		25-NOV-21	R5657754
Nickel (Ni)-Dissolved	0.00140	<DL	0.0020	mg/L		25-NOV-21	R5657754
Phosphorus (P)-Dissolved	<0.005	<W	0.050	mg/L		25-NOV-21	R5657754
Potassium (K)-Dissolved	1.18		0.50	mg/L		25-NOV-21	R5657754
Rubidium (Rb)-Dissolved	0.00103		0.00020	mg/L		25-NOV-21	R5657754
Selenium (Se)-Dissolved	0.000200	<T	0.000050	mg/L		25-NOV-21	R5657754
Silicon (Si)-Dissolved	4.44		0.050	mg/L		25-NOV-21	R5657754
Silver (Ag)-Dissolved	0.0000010	<DL	0.00010	mg/L		25-NOV-21	R5657754
Sodium (Na)-Dissolved	9.59		0.10	mg/L		25-NOV-21	R5657754
Strontium (Sr)-Dissolved	0.0670		0.0010	mg/L		25-NOV-21	R5657754
Sulfur (S)-Dissolved	3.2		0.50	mg/L		25-NOV-21	R5657754
Tellurium (Te)-Dissolved	<0.00001	<W	0.0010	mg/L		25-NOV-21	R5657754
Thallium (Tl)-Dissolved	<0.000002	<W	0.00030	mg/L		25-NOV-21	R5657754
Thorium (Th)-Dissolved	0.00005	<DL	0.00010	mg/L		25-NOV-21	R5657754
Tin (Sn)-Dissolved	<0.000005	<W	0.0010	mg/L		25-NOV-21	R5657754
Titanium (Ti)-Dissolved	0.00194	<DL	0.0020	mg/L		25-NOV-21	R5657754
Tungsten (W)-Dissolved	0.000002	<DL	0.010	mg/L		25-NOV-21	R5657754
Uranium (U)-Dissolved	0.000360	<DL	0.0050	mg/L		25-NOV-21	R5657754
Vanadium (V)-Dissolved	0.00044	<DL	0.0010	mg/L		25-NOV-21	R5657754
Zinc (Zn)-Dissolved	0.0032	<T	0.0030	mg/L		25-NOV-21	R5657754
Zirconium (Zr)-Dissolved	0.000476	<DL	0.0010	mg/L		25-NOV-21	R5657754
Aggregate Organics							
Biochemical Oxygen Demand	<2.0		2.0	mg/L		11-NOV-21	R5651476
Chemical Oxygen Demand	92		10	mg/L	15-NOV-21	16-NOV-21	R5650165

* Refer to Referenced Information for Qualifiers (if any) and Methodology.

ALS ENVIRONMENTAL ANALYTICAL REPORT

Sample Details/Parameters	Result	Qualifier*	D.L.	Units	Extracted	Analyzed	Batch
L2661596-9 SW20_SW_20211109 Sampled By: Client on 09-NOV-21 @ 10:15 Matrix: SW							
Aggregate Organics							
Oil and Grease, Total	0.2	<DL	1.0	mg/L	15-NOV-21	15-NOV-21	R5648988
L2661596-10 SW21A_SW_20211109 Sampled By: Client on 09-NOV-21 @ 14:15 Matrix: SW							
Field Tests							
Dissolved Oxygen, Client Supplied	8.45		0	mg/L		11-NOV-21	R5642403
pH, Client Supplied	7.63		0.10	pH		11-NOV-21	R5642403
Temperature, Client Supplied	4.6		0	Degree C		11-NOV-21	R5642403
Physical Tests							
Color, True	125		2.0	CU		13-NOV-21	R5645748
Conductivity (EC)	434		1.0	uS/cm		13-NOV-21	R5647940
Hardness (as CaCO3)	231		0.51	mg/L		29-NOV-21	
pH	7.71		0.10	pH		13-NOV-21	R5647940
Total Suspended Solids	6.5		3.0	mg/L		16-NOV-21	R5652617
Total Dissolved Solids	294		20	mg/L		16-NOV-21	R5652627
Turbidity	2.84		0.10	NTU		11-NOV-21	R5642532
Anions and Nutrients							
Acidity (as CaCO3)	0.4	<DL	2.0	mg/L		15-NOV-21	R5649516
Alkalinity, Total (as CaCO3)	131		2.0	mg/L		13-NOV-21	R5647940
Ammonia, Total (as N)	0.036	<T	0.0050	mg/L		15-NOV-21	R5649268
Ammonia, Un-ionized (as N)	<0.001	<W	0.010	mg/L		16-NOV-21	
Chloride (Cl)	11.5		0.10	mg/L	12-NOV-21	13-NOV-21	R5647276
Fluoride (F)	0.070		0.020	mg/L	12-NOV-21	13-NOV-21	R5647276
Nitrate (as N)	2.58		0.020	mg/L		13-NOV-21	R5647276
Nitrite (as N)	0.021	<T	0.010	mg/L		13-NOV-21	R5647276
Total Kjeldahl Nitrogen	1.75		0.050	mg/L	15-NOV-21	16-NOV-21	R5651499
Orthophosphate-Dissolved (as P)	0.0035		0.0030	mg/L	12-NOV-21	13-NOV-21	R5645901
Sulfate (SO4)	65.7		0.30	mg/L		13-NOV-21	R5647276
Cyanides							
Cyanide, Weak Acid Diss	0.0006	<DL	0.0020	mg/L		16-NOV-21	R5649748
Cyanide, Total	0.0008	<DL	0.0020	mg/L		16-NOV-21	R5649748
Cyanide, Free	0.0015	<DL	0.0020	mg/L		16-NOV-21	R5649748
Organic / Inorganic Carbon							
Dissolved Organic Carbon	32.8		0.50	mg/L	12-NOV-21	17-NOV-21	R5653564
Total Organic Carbon	28.8		0.50	mg/L		17-NOV-21	R5653544
Total Metals							
Aluminum (Al)-Total	0.173		0.0050	mg/L		26-NOV-21	R5658833
Antimony (Sb)-Total	0.000810	<T	0.00060	mg/L		26-NOV-21	R5658833
Arsenic (As)-Total	0.00158	<T	0.0010	mg/L		26-NOV-21	R5658833
Barium (Ba)-Total	0.0318		0.010	mg/L		26-NOV-21	R5658833
Beryllium (Be)-Total	<0.0000001	<W	0.0010	mg/L		26-NOV-21	R5658833
Bismuth (Bi)-Total	<0.00001	<W	0.0010	mg/L		26-NOV-21	R5658833

* Refer to Referenced Information for Qualifiers (if any) and Methodology.

ALS ENVIRONMENTAL ANALYTICAL REPORT

Sample Details/Parameters	Result	Qualifier*	D.L.	Units	Extracted	Analyzed	Batch
L2661596-10 SW21A_SW_20211109 Sampled By: Client on 09-NOV-21 @ 14:15 Matrix: SW							
Total Metals							
Boron (B)-Total	0.0445	<DL	0.050	mg/L		26-NOV-21	R5658833
Cadmium (Cd)-Total	0.000010	<DL	0.000017	mg/L		26-NOV-21	R5658833
Calcium (Ca)-Total	52.3		0.20	mg/L		26-NOV-21	R5658833
Cesium (Cs)-Total	0.0000640		0.000010	mg/L		26-NOV-21	R5658833
Chromium (Cr)-Total	0.00058	<DL	0.0010	mg/L		26-NOV-21	R5658833
Cobalt (Co)-Total	0.000470	<DL	0.00050	mg/L		26-NOV-21	R5658833
Copper (Cu)-Total	0.00146	<T	0.0010	mg/L		26-NOV-21	R5658833
Iron (Fe)-Total	0.411		0.020	mg/L		26-NOV-21	R5658833
Lead (Pb)-Total	0.00012	<T	0.000050	mg/L		26-NOV-21	R5658833
Lithium (Li)-Total	0.0124	<DL	0.050	mg/L		26-NOV-21	R5658833
Magnesium (Mg)-Total	24.6		0.020	mg/L		26-NOV-21	R5658833
Manganese (Mn)-Total	0.0618		0.0010	mg/L		26-NOV-21	R5658833
Mercury (Hg)-Total	<0.000005	<W	0.000030	mg/L		16-NOV-21	R5650040
Molybdenum (Mo)-Total	0.00275	<T	0.0010	mg/L		26-NOV-21	R5658833
Nickel (Ni)-Total	0.00140	<DL	0.0020	mg/L		26-NOV-21	R5658833
Phosphorus (P)-Total	0.030	<DL	0.050	mg/L		26-NOV-21	R5658833
Potassium (K)-Total	4.06		0.50	mg/L		26-NOV-21	R5658833
Rubidium (Rb)-Total	0.00264		0.00020	mg/L		26-NOV-21	R5658833
Selenium (Se)-Total	0.000420	<T	0.000050	mg/L		26-NOV-21	R5658833
Silicon (Si)-Total	3.67		0.10	mg/L		26-NOV-21	R5658833
Silver (Ag)-Total	<0.000001	<W	0.00010	mg/L		26-NOV-21	R5658833
Sodium (Na)-Total	20.1		0.10	mg/L		26-NOV-21	R5658833
Strontium (Sr)-Total	0.248		0.0010	mg/L		26-NOV-21	R5658833
Sulfur (S)-Total	36.6		0.50	mg/L		26-NOV-21	R5658833
Tellurium (Te)-Total	0.00002	<DL	0.0010	mg/L		26-NOV-21	R5658833
Thallium (Tl)-Total	<0.000005	<W	0.00030	mg/L		26-NOV-21	R5658833
Thorium (Th)-Total	0.00003	<DL	0.00010	mg/L		26-NOV-21	R5658833
Tin (Sn)-Total	0.00001	<DL	0.0010	mg/L		26-NOV-21	R5658833
Titanium (Ti)-Total	0.00541		0.0020	mg/L		26-NOV-21	R5658833
Tungsten (W)-Total	0.00002	<DL	0.010	mg/L		26-NOV-21	R5658833
Uranium (U)-Total	0.00149	<DL	0.0050	mg/L		26-NOV-21	R5658833
Vanadium (V)-Total	0.00105	<T	0.0010	mg/L		26-NOV-21	R5658833
Zinc (Zn)-Total	0.0020	<DL	0.0030	mg/L		26-NOV-21	R5658833
Zirconium (Zr)-Total	0.000266	<DL	0.0010	mg/L		26-NOV-21	R5658833
Dissolved Metals							
Dissolved Metals Filtration Location	LAB					25-NOV-21	R5657740
Aluminum (Al)-Dissolved	0.0080	<T	0.0050	mg/L		25-NOV-21	R5657754
Antimony (Sb)-Dissolved	0.000840	<T	0.00060	mg/L		25-NOV-21	R5657754
Arsenic (As)-Dissolved	0.00136	<T	0.0010	mg/L		25-NOV-21	R5657754
Barium (Ba)-Dissolved	0.0269		0.010	mg/L		25-NOV-21	R5657754
Beryllium (Be)-Dissolved	<0.000002	<W	0.0010	mg/L		25-NOV-21	R5657754

* Refer to Referenced Information for Qualifiers (if any) and Methodology.

ALS ENVIRONMENTAL ANALYTICAL REPORT

Sample Details/Parameters	Result	Qualifier*	D.L.	Units	Extracted	Analyzed	Batch
L2661596-10 SW21A_SW_20211109 Sampled By: Client on 09-NOV-21 @ 14:15 Matrix: SW							
Dissolved Metals							
Bismuth (Bi)-Dissolved	<0.000002	<W	0.0010	mg/L		25-NOV-21	R5657754
Boron (B)-Dissolved	0.0430	<DL	0.050	mg/L		25-NOV-21	R5657754
Cadmium (Cd)-Dissolved	0.0000050	<DL	0.000017	mg/L		25-NOV-21	R5657754
Calcium (Ca)-Dissolved	51.0		0.20	mg/L		25-NOV-21	R5657754
Cesium (Cs)-Dissolved	0.0000310		0.000010	mg/L		25-NOV-21	R5657754
Chromium (Cr)-Dissolved	0.00008	<DL	0.0010	mg/L		25-NOV-21	R5657754
Cobalt (Co)-Dissolved	0.000280	<DL	0.00050	mg/L		25-NOV-21	R5657754
Copper (Cu)-Dissolved	0.00110	<T	0.0010	mg/L		25-NOV-21	R5657754
Iron (Fe)-Dissolved	0.0805		0.020	mg/L		25-NOV-21	R5657754
Lead (Pb)-Dissolved	<0.00001	<W	0.000050	mg/L		25-NOV-21	R5657754
Lithium (Li)-Dissolved	0.0134	<DL	0.050	mg/L		25-NOV-21	R5657754
Magnesium (Mg)-Dissolved	25.3		0.020	mg/L		25-NOV-21	R5657754
Manganese (Mn)-Dissolved	0.00022	<DL	0.0010	mg/L		25-NOV-21	R5657754
Mercury (Hg)-Dissolved	<0.000005	<W	0.000030	mg/L		16-NOV-21	R5650042
Molybdenum (Mo)-Dissolved	0.00285	<T	0.0010	mg/L		25-NOV-21	R5657754
Nickel (Ni)-Dissolved	0.00106	<DL	0.0020	mg/L		25-NOV-21	R5657754
Phosphorus (P)-Dissolved	<0.005	<W	0.050	mg/L		25-NOV-21	R5657754
Potassium (K)-Dissolved	4.10		0.50	mg/L		25-NOV-21	R5657754
Rubidium (Rb)-Dissolved	0.00221		0.00020	mg/L		25-NOV-21	R5657754
Selenium (Se)-Dissolved	0.000370	<T	0.000050	mg/L		25-NOV-21	R5657754
Silicon (Si)-Dissolved	3.09		0.050	mg/L		25-NOV-21	R5657754
Silver (Ag)-Dissolved	0.0000010	<DL	0.00010	mg/L		25-NOV-21	R5657754
Sodium (Na)-Dissolved	20.0		0.10	mg/L		25-NOV-21	R5657754
Strontium (Sr)-Dissolved	0.245		0.0010	mg/L		25-NOV-21	R5657754
Sulfur (S)-Dissolved	35.6		0.50	mg/L		25-NOV-21	R5657754
Tellurium (Te)-Dissolved	0.00001	<DL	0.0010	mg/L		25-NOV-21	R5657754
Thallium (Tl)-Dissolved	<0.000002	<W	0.00030	mg/L		25-NOV-21	R5657754
Thorium (Th)-Dissolved	0.00002	<DL	0.00010	mg/L		25-NOV-21	R5657754
Tin (Sn)-Dissolved	<0.000005	<W	0.0010	mg/L		25-NOV-21	R5657754
Titanium (Ti)-Dissolved	0.00040	<DL	0.0020	mg/L		25-NOV-21	R5657754
Tungsten (W)-Dissolved	0.000028	<DL	0.010	mg/L		25-NOV-21	R5657754
Uranium (U)-Dissolved	0.00156	<DL	0.0050	mg/L		25-NOV-21	R5657754
Vanadium (V)-Dissolved	0.00054	<DL	0.0010	mg/L		25-NOV-21	R5657754
Zinc (Zn)-Dissolved	0.0006	<DL	0.0030	mg/L		25-NOV-21	R5657754
Zirconium (Zr)-Dissolved	0.000254	<DL	0.0010	mg/L		25-NOV-21	R5657754
Aggregate Organics							
Biochemical Oxygen Demand	<2.0		2.0	mg/L		11-NOV-21	R5651476
Chemical Oxygen Demand	69		10	mg/L	15-NOV-21	16-NOV-21	R5650165
Oil and Grease, Total	<0.2	<W	1.0	mg/L	15-NOV-21	15-NOV-21	R5648988
L2661596-11 SW22A_SW_20211109 Sampled By: Client on 09-NOV-21 @ 13:30 Matrix: SW							

* Refer to Referenced Information for Qualifiers (if any) and Methodology.

ALS ENVIRONMENTAL ANALYTICAL REPORT

Sample Details/Parameters	Result	Qualifier*	D.L.	Units	Extracted	Analyzed	Batch
L2661596-11 SW22A_SW_20211109 Sampled By: Client on 09-NOV-21 @ 13:30 Matrix: SW							
Field Tests							
Dissolved Oxygen, Client Supplied	10.13		0	mg/L		11-NOV-21	R5642403
pH, Client Supplied	7.27		0.10	pH		11-NOV-21	R5642403
Temperature, Client Supplied	4.1		0	Degree C		11-NOV-21	R5642403
Physical Tests							
Color, True	124		2.0	CU		13-NOV-21	R5645748
Conductivity (EC)	422		1.0	uS/cm		13-NOV-21	R5647940
Hardness (as CaCO3)	188		0.51	mg/L		29-NOV-21	
pH	7.79		0.10	pH		13-NOV-21	R5647940
Total Suspended Solids	1.0	<DL	3.0	mg/L		16-NOV-21	R5652617
Total Dissolved Solids	284		20	mg/L		16-NOV-21	R5652627
Turbidity	1.64		0.10	NTU		11-NOV-21	R5642532
Anions and Nutrients							
Acidity (as CaCO3)	0.2	<DL	2.0	mg/L		15-NOV-21	R5649516
Alkalinity, Total (as CaCO3)	131		2.0	mg/L		13-NOV-21	R5647940
Ammonia, Total (as N)	0.036	<T	0.0050	mg/L		15-NOV-21	R5649268
Ammonia, Un-ionized (as N)	<0.001	<W	0.010	mg/L		16-NOV-21	
Chloride (Cl)	12.0		0.10	mg/L	12-NOV-21	13-NOV-21	R5647276
Fluoride (F)	0.078		0.020	mg/L	12-NOV-21	13-NOV-21	R5647276
Nitrate (as N)	2.37		0.020	mg/L		13-NOV-21	R5647276
Nitrite (as N)	0.020	<T	0.010	mg/L		13-NOV-21	R5647276
Total Kjeldahl Nitrogen	1.43		0.050	mg/L	15-NOV-21	16-NOV-21	R5651499
Orthophosphate-Dissolved (as P)	0.0050		0.0030	mg/L	12-NOV-21	13-NOV-21	R5645901
Sulfate (SO4)	62.8		0.30	mg/L		13-NOV-21	R5647276
Cyanides							
Cyanide, Weak Acid Diss	0.0005	<DL	0.0020	mg/L		16-NOV-21	R5649748
Cyanide, Total	0.0008	<DL	0.0020	mg/L		16-NOV-21	R5649748
Cyanide, Free	0.0013	<DL	0.0020	mg/L		16-NOV-21	R5649748
Organic / Inorganic Carbon							
Dissolved Organic Carbon	27.1		0.50	mg/L	12-NOV-21	17-NOV-21	R5653564
Total Organic Carbon	28.8		0.50	mg/L		17-NOV-21	R5653544
Total Metals							
Aluminum (Al)-Total	0.0650		0.0050	mg/L		26-NOV-21	R5658833
Antimony (Sb)-Total	0.000460	<DL	0.00060	mg/L		26-NOV-21	R5658833
Arsenic (As)-Total	0.00122	<T	0.0010	mg/L		26-NOV-21	R5658833
Barium (Ba)-Total	0.0247		0.010	mg/L		26-NOV-21	R5658833
Beryllium (Be)-Total	0.0000020	<DL	0.0010	mg/L		26-NOV-21	R5658833
Bismuth (Bi)-Total	<0.00001	<W	0.0010	mg/L		26-NOV-21	R5658833
Boron (B)-Total	0.0290	<DL	0.050	mg/L		26-NOV-21	R5658833
Cadmium (Cd)-Total	0.000013	<DL	0.000017	mg/L		26-NOV-21	R5658833
Calcium (Ca)-Total	43.1		0.20	mg/L		26-NOV-21	R5658833
Cesium (Cs)-Total	0.0000180		0.000010	mg/L		26-NOV-21	R5658833
Chromium (Cr)-Total	0.00032	<DL	0.0010	mg/L		26-NOV-21	R5658833

* Refer to Referenced Information for Qualifiers (if any) and Methodology.

ALS ENVIRONMENTAL ANALYTICAL REPORT

Sample Details/Parameters	Result	Qualifier*	D.L.	Units	Extracted	Analyzed	Batch
L2661596-11 SW22A_SW_20211109 Sampled By: Client on 09-NOV-21 @ 13:30 Matrix: SW							
Total Metals							
Cobalt (Co)-Total	0.000260	<DL	0.00050	mg/L		26-NOV-21	R5658833
Copper (Cu)-Total	0.00126	<T	0.0010	mg/L		26-NOV-21	R5658833
Iron (Fe)-Total	0.246		0.020	mg/L		26-NOV-21	R5658833
Lead (Pb)-Total	0.00004	<DL	0.000050	mg/L		26-NOV-21	R5658833
Lithium (Li)-Total	0.0086	<DL	0.050	mg/L		26-NOV-21	R5658833
Magnesium (Mg)-Total	18.8		0.020	mg/L		26-NOV-21	R5658833
Manganese (Mn)-Total	0.0180		0.0010	mg/L		26-NOV-21	R5658833
Mercury (Hg)-Total	<0.000005	<W	0.000030	mg/L		16-NOV-21	R5650040
Molybdenum (Mo)-Total	0.00184	<T	0.0010	mg/L		26-NOV-21	R5658833
Nickel (Ni)-Total	0.00124	<DL	0.0020	mg/L		26-NOV-21	R5658833
Phosphorus (P)-Total	0.010	<DL	0.050	mg/L		26-NOV-21	R5658833
Potassium (K)-Total	3.04		0.50	mg/L		26-NOV-21	R5658833
Rubidium (Rb)-Total	0.00207		0.00020	mg/L		26-NOV-21	R5658833
Selenium (Se)-Total	0.000330	<T	0.000050	mg/L		26-NOV-21	R5658833
Silicon (Si)-Total	3.98		0.10	mg/L		26-NOV-21	R5658833
Silver (Ag)-Total	<0.000001	<W	0.00010	mg/L		26-NOV-21	R5658833
Sodium (Na)-Total	13.9		0.10	mg/L		26-NOV-21	R5658833
Strontium (Sr)-Total	0.170		0.0010	mg/L		26-NOV-21	R5658833
Sulfur (S)-Total	21.2		0.50	mg/L		26-NOV-21	R5658833
Tellurium (Te)-Total	0.00002	<DL	0.0010	mg/L		26-NOV-21	R5658833
Thallium (Tl)-Total	<0.000005	<W	0.00030	mg/L		26-NOV-21	R5658833
Thorium (Th)-Total	0.00002	<DL	0.00010	mg/L		26-NOV-21	R5658833
Tin (Sn)-Total	0.00001	<DL	0.0010	mg/L		26-NOV-21	R5658833
Titanium (Ti)-Total	0.00200		0.0020	mg/L		26-NOV-21	R5658833
Tungsten (W)-Total	0.00002	<DL	0.010	mg/L		26-NOV-21	R5658833
Uranium (U)-Total	0.00109	<DL	0.0050	mg/L		26-NOV-21	R5658833
Vanadium (V)-Total	0.00070	<DL	0.0010	mg/L		26-NOV-21	R5658833
Zinc (Zn)-Total	0.0020	<DL	0.0030	mg/L		26-NOV-21	R5658833
Zirconium (Zr)-Total	0.000288	<DL	0.0010	mg/L		26-NOV-21	R5658833
Dissolved Metals							
Dissolved Metals Filtration Location	LAB					25-NOV-21	R5657740
Aluminum (Al)-Dissolved	0.0140	<T	0.0050	mg/L		25-NOV-21	R5657754
Antimony (Sb)-Dissolved	0.000485	<DL	0.00060	mg/L		25-NOV-21	R5657754
Arsenic (As)-Dissolved	0.00110	<T	0.0010	mg/L		25-NOV-21	R5657754
Barium (Ba)-Dissolved	0.0224		0.010	mg/L		25-NOV-21	R5657754
Beryllium (Be)-Dissolved	<0.000002	<W	0.0010	mg/L		25-NOV-21	R5657754
Bismuth (Bi)-Dissolved	<0.000002	<W	0.0010	mg/L		25-NOV-21	R5657754
Boron (B)-Dissolved	0.0285	<DL	0.050	mg/L		25-NOV-21	R5657754
Cadmium (Cd)-Dissolved	0.0000070	<DL	0.000017	mg/L		25-NOV-21	R5657754
Calcium (Ca)-Dissolved	42.4		0.20	mg/L		25-NOV-21	R5657754
Cesium (Cs)-Dissolved	0.0000115		0.000010	mg/L		25-NOV-21	R5657754

* Refer to Referenced Information for Qualifiers (if any) and Methodology.

ALS ENVIRONMENTAL ANALYTICAL REPORT

Sample Details/Parameters	Result	Qualifier*	D.L.	Units	Extracted	Analyzed	Batch
L2661596-11 SW22A_SW_20211109 Sampled By: Client on 09-NOV-21 @ 13:30 Matrix: SW							
Dissolved Metals							
Chromium (Cr)-Dissolved	0.00009	<DL	0.0010	mg/L		25-NOV-21	R5657754
Cobalt (Co)-Dissolved	0.000178	<DL	0.00050	mg/L		25-NOV-21	R5657754
Copper (Cu)-Dissolved	0.00112	<T	0.0010	mg/L		25-NOV-21	R5657754
Iron (Fe)-Dissolved	0.131		0.020	mg/L		25-NOV-21	R5657754
Lead (Pb)-Dissolved	<0.00001	<W	0.000050	mg/L		25-NOV-21	R5657754
Lithium (Li)-Dissolved	0.0094	<DL	0.050	mg/L		25-NOV-21	R5657754
Magnesium (Mg)-Dissolved	19.9		0.020	mg/L		25-NOV-21	R5657754
Manganese (Mn)-Dissolved	0.00030	<DL	0.0010	mg/L		25-NOV-21	R5657754
Mercury (Hg)-Dissolved	<0.000005	<W	0.000030	mg/L		16-NOV-21	R5650042
Molybdenum (Mo)-Dissolved	0.00174	<T	0.0010	mg/L		25-NOV-21	R5657754
Nickel (Ni)-Dissolved	0.00126	<DL	0.0020	mg/L		25-NOV-21	R5657754
Phosphorus (P)-Dissolved	0.010	<DL	0.050	mg/L		25-NOV-21	R5657754
Potassium (K)-Dissolved	3.12		0.50	mg/L		25-NOV-21	R5657754
Rubidium (Rb)-Dissolved	0.00190		0.00020	mg/L		25-NOV-21	R5657754
Selenium (Se)-Dissolved	0.000265	<T	0.000050	mg/L		25-NOV-21	R5657754
Silicon (Si)-Dissolved	3.72		0.050	mg/L		25-NOV-21	R5657754
Silver (Ag)-Dissolved	0.0000010	<DL	0.00010	mg/L		25-NOV-21	R5657754
Sodium (Na)-Dissolved	13.9		0.10	mg/L		25-NOV-21	R5657754
Strontium (Sr)-Dissolved	0.164		0.0010	mg/L		25-NOV-21	R5657754
Sulfur (S)-Dissolved	21.0		0.50	mg/L		25-NOV-21	R5657754
Tellurium (Te)-Dissolved	<0.00001	<W	0.0010	mg/L		25-NOV-21	R5657754
Thallium (Tl)-Dissolved	<0.000002	<W	0.00030	mg/L		25-NOV-21	R5657754
Thorium (Th)-Dissolved	0.00003	<DL	0.00010	mg/L		25-NOV-21	R5657754
Tin (Sn)-Dissolved	<0.000005	<W	0.0010	mg/L		25-NOV-21	R5657754
Titanium (Ti)-Dissolved	0.00068	<DL	0.0020	mg/L		25-NOV-21	R5657754
Tungsten (W)-Dissolved	0.000018	<DL	0.010	mg/L		25-NOV-21	R5657754
Uranium (U)-Dissolved	0.00108	<DL	0.0050	mg/L		25-NOV-21	R5657754
Vanadium (V)-Dissolved	0.00052	<DL	0.0010	mg/L		25-NOV-21	R5657754
Zinc (Zn)-Dissolved	0.0012	<DL	0.0030	mg/L		25-NOV-21	R5657754
Zirconium (Zr)-Dissolved	0.000324	<DL	0.0010	mg/L		25-NOV-21	R5657754
Aggregate Organics							
Biochemical Oxygen Demand	<5.0		5.0	mg/L		12-NOV-21	R5652537
Chemical Oxygen Demand	68		10	mg/L	15-NOV-21	16-NOV-21	R5650165
Oil and Grease, Total	0.8	<DL	1.0	mg/L	15-NOV-21	15-NOV-21	R5648988
L2661596-12 SW23_SW_20211109 Sampled By: Client on 09-NOV-21 @ 12:05 Matrix: SW							
Field Tests							
Dissolved Oxygen, Client Supplied	11.55		0	mg/L		11-NOV-21	R5642403
pH, Client Supplied	7.28		0.10	pH		11-NOV-21	R5642403
Temperature, Client Supplied	2.9		0	Degree C		11-NOV-21	R5642403
Physical Tests							

* Refer to Referenced Information for Qualifiers (if any) and Methodology.

ALS ENVIRONMENTAL ANALYTICAL REPORT

Sample Details/Parameters	Result	Qualifier*	D.L.	Units	Extracted	Analyzed	Batch
L2661596-12 SW23_SW_20211109 Sampled By: Client on 09-NOV-21 @ 12:05 Matrix: SW							
Physical Tests							
Color, True	203		2.0	CU		13-NOV-21	R5645748
Conductivity (EC)	266		1.0	uS/cm		13-NOV-21	R5647940
Hardness (as CaCO3)	136		0.51	mg/L		29-NOV-21	
pH	7.66		0.10	pH		13-NOV-21	R5647940
Total Suspended Solids	3.0		3.0	mg/L		13-NOV-21	R5646338
Total Dissolved Solids	224		13	mg/L		13-NOV-21	R5646396
Turbidity	3.48		0.10	NTU		11-NOV-21	R5642532
Anions and Nutrients							
Acidity (as CaCO3)	0.6	<DL	2.0	mg/L		15-NOV-21	R5649516
Alkalinity, Total (as CaCO3)	98.8		2.0	mg/L		13-NOV-21	R5647940
Ammonia, Total (as N)	0.022	<T	0.0050	mg/L		15-NOV-21	R5649268
Ammonia, Un-ionized (as N)	<0.001	<W	0.010	mg/L		16-NOV-21	
Chloride (Cl)	6.62		0.10	mg/L	12-NOV-21	13-NOV-21	R5647276
Fluoride (F)	0.055		0.020	mg/L	12-NOV-21	13-NOV-21	R5647276
Nitrate (as N)	0.656		0.020	mg/L		13-NOV-21	R5647276
Nitrite (as N)	0.006	<DL	0.010	mg/L		13-NOV-21	R5647276
Total Kjeldahl Nitrogen	1.66		0.050	mg/L	15-NOV-21	16-NOV-21	R5651499
Orthophosphate-Dissolved (as P)	0.0056		0.0030	mg/L	12-NOV-21	13-NOV-21	R5645901
Sulfate (SO4)	27.3		0.30	mg/L		13-NOV-21	R5647276
Cyanides							
Cyanide, Weak Acid Diss	0.0010	<DL	0.0020	mg/L		16-NOV-21	R5649748
Cyanide, Total	0.0010	<DL	0.0020	mg/L		16-NOV-21	R5649748
Cyanide, Free	0.0013	<DL	0.0020	mg/L		16-NOV-21	R5649748
Organic / Inorganic Carbon							
Dissolved Organic Carbon	40.2		0.50	mg/L	12-NOV-21	17-NOV-21	R5653568
Total Organic Carbon	40.2		0.50	mg/L		17-NOV-21	R5653544
Total Metals							
Aluminum (Al)-Total	0.159		0.0050	mg/L		26-NOV-21	R5658833
Antimony (Sb)-Total	0.000195	<DL	0.00060	mg/L		26-NOV-21	R5658833
Arsenic (As)-Total	0.00106	<T	0.0010	mg/L		26-NOV-21	R5658833
Barium (Ba)-Total	0.0189		0.010	mg/L		26-NOV-21	R5658833
Beryllium (Be)-Total	0.0000061	<DL	0.0010	mg/L		26-NOV-21	R5658833
Bismuth (Bi)-Total	<0.00001	<W	0.0010	mg/L		26-NOV-21	R5658833
Boron (B)-Total	0.0160	<DL	0.050	mg/L		26-NOV-21	R5658833
Cadmium (Cd)-Total	0.000014	<DL	0.000017	mg/L		26-NOV-21	R5658833
Calcium (Ca)-Total	32.2		0.20	mg/L		26-NOV-21	R5658833
Cesium (Cs)-Total	0.0000140		0.000010	mg/L		26-NOV-21	R5658833
Chromium (Cr)-Total	0.00058	<DL	0.0010	mg/L		26-NOV-21	R5658833
Cobalt (Co)-Total	0.000220	<DL	0.00050	mg/L		26-NOV-21	R5658833
Copper (Cu)-Total	0.00150	<T	0.0010	mg/L		26-NOV-21	R5658833
Iron (Fe)-Total	0.405		0.020	mg/L		26-NOV-21	R5658833
Lead (Pb)-Total	0.00011	<T	0.000050	mg/L		26-NOV-21	R5658833

* Refer to Referenced Information for Qualifiers (if any) and Methodology.

ALS ENVIRONMENTAL ANALYTICAL REPORT

Sample Details/Parameters	Result	Qualifier*	D.L.	Units	Extracted	Analyzed	Batch
L2661596-12 SW23_SW_20211109 Sampled By: Client on 09-NOV-21 @ 12:05 Matrix: SW							
Total Metals							
Lithium (Li)-Total	0.0054	<DL	0.050	mg/L		26-NOV-21	R5658833
Magnesium (Mg)-Total	13.7		0.020	mg/L		26-NOV-21	R5658833
Manganese (Mn)-Total	0.0212		0.0010	mg/L		26-NOV-21	R5658833
Mercury (Hg)-Total	<0.000005	<W	0.000030	mg/L		16-NOV-21	R5650040
Molybdenum (Mo)-Total	0.000830	<DL	0.0010	mg/L		26-NOV-21	R5658833
Nickel (Ni)-Total	0.00154	<DL	0.0020	mg/L		26-NOV-21	R5658833
Phosphorus (P)-Total	0.015	<DL	0.050	mg/L		26-NOV-21	R5658833
Potassium (K)-Total	1.88		0.50	mg/L		26-NOV-21	R5658833
Rubidium (Rb)-Total	0.00193		0.00020	mg/L		26-NOV-21	R5658833
Selenium (Se)-Total	0.000210	<T	0.000050	mg/L		26-NOV-21	R5658833
Silicon (Si)-Total	4.67		0.10	mg/L		26-NOV-21	R5658833
Silver (Ag)-Total	<0.000001	<W	0.00010	mg/L		26-NOV-21	R5658833
Sodium (Na)-Total	6.57		0.10	mg/L		26-NOV-21	R5658833
Strontium (Sr)-Total	0.0928		0.0010	mg/L		26-NOV-21	R5658833
Sulfur (S)-Total	10.0		0.50	mg/L		26-NOV-21	R5658833
Tellurium (Te)-Total	<0.00002	<W	0.0010	mg/L		26-NOV-21	R5658833
Thallium (Tl)-Total	<0.000005	<W	0.00030	mg/L		26-NOV-21	R5658833
Thorium (Th)-Total	0.00003	<DL	0.00010	mg/L		26-NOV-21	R5658833
Tin (Sn)-Total	<0.00001	<W	0.0010	mg/L		26-NOV-21	R5658833
Titanium (Ti)-Total	0.00450		0.0020	mg/L		26-NOV-21	R5658833
Tungsten (W)-Total	<0.00001	<W	0.010	mg/L		26-NOV-21	R5658833
Uranium (U)-Total	0.000552	<DL	0.0050	mg/L		26-NOV-21	R5658833
Vanadium (V)-Total	0.00090	<DL	0.0010	mg/L		26-NOV-21	R5658833
Zinc (Zn)-Total	0.0015	<DL	0.0030	mg/L		26-NOV-21	R5658833
Zirconium (Zr)-Total	0.000392	<DL	0.0010	mg/L		26-NOV-21	R5658833
Dissolved Metals							
Dissolved Metals Filtration Location	LAB					25-NOV-21	R5657740
Aluminum (Al)-Dissolved	0.0544		0.0050	mg/L		25-NOV-21	R5657754
Antimony (Sb)-Dissolved	0.000195	<DL	0.00060	mg/L		25-NOV-21	R5657754
Arsenic (As)-Dissolved	0.00102	<T	0.0010	mg/L		25-NOV-21	R5657754
Barium (Ba)-Dissolved	0.0163		0.010	mg/L		25-NOV-21	R5657754
Beryllium (Be)-Dissolved	<0.000002	<W	0.0010	mg/L		25-NOV-21	R5657754
Bismuth (Bi)-Dissolved	<0.000002	<W	0.0010	mg/L		25-NOV-21	R5657754
Boron (B)-Dissolved	0.0155	<DL	0.050	mg/L		25-NOV-21	R5657754
Cadmium (Cd)-Dissolved	0.0000070	<DL	0.000017	mg/L		25-NOV-21	R5657754
Calcium (Ca)-Dissolved	31.7		0.20	mg/L		25-NOV-21	R5657754
Cesium (Cs)-Dissolved	<0.0000005	<W	0.000010	mg/L		25-NOV-21	R5657754
Chromium (Cr)-Dissolved	0.00017	<DL	0.0010	mg/L		25-NOV-21	R5657754
Cobalt (Co)-Dissolved	0.000096	<DL	0.00050	mg/L		25-NOV-21	R5657754
Copper (Cu)-Dissolved	0.00132	<T	0.0010	mg/L		25-NOV-21	R5657754
Iron (Fe)-Dissolved	0.228		0.020	mg/L		25-NOV-21	R5657754

* Refer to Referenced Information for Qualifiers (if any) and Methodology.

ALS ENVIRONMENTAL ANALYTICAL REPORT

Sample Details/Parameters	Result	Qualifier*	D.L.	Units	Extracted	Analyzed	Batch
L2661596-12 SW23_SW_20211109 Sampled By: Client on 09-NOV-21 @ 12:05 Matrix: SW							
Dissolved Metals							
Lead (Pb)-Dissolved	0.00003	<DL	0.000050	mg/L		25-NOV-21	R5657754
Lithium (Li)-Dissolved	0.0058	<DL	0.050	mg/L		25-NOV-21	R5657754
Magnesium (Mg)-Dissolved	13.8		0.020	mg/L		25-NOV-21	R5657754
Manganese (Mn)-Dissolved	0.00054	<DL	0.0010	mg/L		25-NOV-21	R5657754
Mercury (Hg)-Dissolved	<0.000005	<W	0.000030	mg/L		16-NOV-21	R5650042
Molybdenum (Mo)-Dissolved	0.000748	<DL	0.0010	mg/L		25-NOV-21	R5657754
Nickel (Ni)-Dissolved	0.00136	<DL	0.0020	mg/L		25-NOV-21	R5657754
Phosphorus (P)-Dissolved	<0.005	<W	0.050	mg/L		25-NOV-21	R5657754
Potassium (K)-Dissolved	1.83		0.50	mg/L		25-NOV-21	R5657754
Rubidium (Rb)-Dissolved	0.00159		0.00020	mg/L		25-NOV-21	R5657754
Selenium (Se)-Dissolved	0.000180	<T	0.000050	mg/L		25-NOV-21	R5657754
Silicon (Si)-Dissolved	4.19		0.050	mg/L		25-NOV-21	R5657754
Silver (Ag)-Dissolved	0.0000020	<DL	0.00010	mg/L		25-NOV-21	R5657754
Sodium (Na)-Dissolved	6.72		0.10	mg/L		25-NOV-21	R5657754
Strontium (Sr)-Dissolved	0.0898		0.0010	mg/L		25-NOV-21	R5657754
Sulfur (S)-Dissolved	9.8		0.50	mg/L		25-NOV-21	R5657754
Tellurium (Te)-Dissolved	0.00004	<DL	0.0010	mg/L		25-NOV-21	R5657754
Thallium (Tl)-Dissolved	<0.000002	<W	0.00030	mg/L		25-NOV-21	R5657754
Thorium (Th)-Dissolved	0.00004	<DL	0.00010	mg/L		25-NOV-21	R5657754
Tin (Sn)-Dissolved	<0.000005	<W	0.0010	mg/L		25-NOV-21	R5657754
Titanium (Ti)-Dissolved	0.00154	<DL	0.0020	mg/L		25-NOV-21	R5657754
Tungsten (W)-Dissolved	0.000008	<DL	0.010	mg/L		25-NOV-21	R5657754
Uranium (U)-Dissolved	0.000545	<DL	0.0050	mg/L		25-NOV-21	R5657754
Vanadium (V)-Dissolved	0.00050	<DL	0.0010	mg/L		25-NOV-21	R5657754
Zinc (Zn)-Dissolved	0.0010	<DL	0.0030	mg/L		25-NOV-21	R5657754
Zirconium (Zr)-Dissolved	0.000404	<DL	0.0010	mg/L		25-NOV-21	R5657754
Aggregate Organics							
Biochemical Oxygen Demand	<2.0		2.0	mg/L		11-NOV-21	R5651476
Chemical Oxygen Demand	99		10	mg/L	15-NOV-21	16-NOV-21	R5650165
Oil and Grease, Total	0.4	<DL	1.0	mg/L	15-NOV-21	15-NOV-21	R5648988
L2661596-13 SW24_SW_20211109 Sampled By: Client on 09-NOV-21 @ 12:20 Matrix: SW							
Field Tests							
Dissolved Oxygen, Client Supplied	12.29		0	mg/L		11-NOV-21	R5642403
pH, Client Supplied	7.39		0.10	pH		11-NOV-21	R5642403
Temperature, Client Supplied	3.6		0	Degree C		11-NOV-21	R5642403
Physical Tests							
Color, True	167		2.0	CU		13-NOV-21	R5645748
Conductivity (EC)	618		1.0	uS/cm		13-NOV-21	R5647940
Hardness (as CaCO3)	213		0.51	mg/L		29-NOV-21	
pH	7.70		0.10	pH		13-NOV-21	R5647940

* Refer to Referenced Information for Qualifiers (if any) and Methodology.

ALS ENVIRONMENTAL ANALYTICAL REPORT

Sample Details/Parameters	Result	Qualifier*	D.L.	Units	Extracted	Analyzed	Batch
L2661596-13 SW24_SW_20211109 Sampled By: Client on 09-NOV-21 @ 12:20 Matrix: SW							
Physical Tests							
Total Suspended Solids	3.0		3.0	mg/L		13-NOV-21	R5646338
Total Dissolved Solids	424		13	mg/L		13-NOV-21	R5646396
Turbidity	2.99		0.10	NTU		11-NOV-21	R5642532
Anions and Nutrients							
Acidity (as CaCO3)	0.4	<DL	2.0	mg/L		15-NOV-21	R5649516
Alkalinity, Total (as CaCO3)	100		2.0	mg/L		13-NOV-21	R5647940
Ammonia, Total (as N)	0.148	<T	0.0050	mg/L		15-NOV-21	R5649268
Ammonia, Un-ionized (as N)	<0.001	<W	0.010	mg/L		16-NOV-21	
Chloride (Cl)	13.2		0.10	mg/L	12-NOV-21	13-NOV-21	R5647276
Fluoride (F)	0.081		0.020	mg/L	12-NOV-21	13-NOV-21	R5647276
Nitrate (as N)	0.954		0.020	mg/L		13-NOV-21	R5647276
Nitrite (as N)	0.018	<T	0.010	mg/L		13-NOV-21	R5647276
Total Kjeldahl Nitrogen	2.23		0.050	mg/L	15-NOV-21	16-NOV-21	R5651499
Orthophosphate-Dissolved (as P)	<0.0030		0.0030	mg/L	12-NOV-21	13-NOV-21	R5645901
Sulfate (SO4)	181		0.30	mg/L		13-NOV-21	R5647276
Cyanides							
Cyanide, Weak Acid Diss	0.0007	<DL	0.0020	mg/L		16-NOV-21	R5649748
Cyanide, Total	0.0010	<DL	0.0020	mg/L		16-NOV-21	R5649748
Cyanide, Free	0.0014	<DL	0.0020	mg/L		16-NOV-21	R5649748
Organic / Inorganic Carbon							
Dissolved Organic Carbon	33.7		0.50	mg/L	12-NOV-21	17-NOV-21	R5653568
Total Organic Carbon	34.7		0.50	mg/L		17-NOV-21	R5653544
Total Metals							
Aluminum (Al)-Total	0.139		0.0050	mg/L		26-NOV-21	R5658833
Antimony (Sb)-Total	0.00413	<T	0.00060	mg/L		26-NOV-21	R5658833
Arsenic (As)-Total	0.00123	<T	0.0010	mg/L		26-NOV-21	R5658833
Barium (Ba)-Total	0.0254		0.010	mg/L		26-NOV-21	R5658833
Beryllium (Be)-Total	<0.0000001	<W	0.0010	mg/L		26-NOV-21	R5658833
Bismuth (Bi)-Total	<0.00001	<W	0.0010	mg/L		26-NOV-21	R5658833
Boron (B)-Total	0.0415	<DL	0.050	mg/L		26-NOV-21	R5658833
Cadmium (Cd)-Total	0.000008	<DL	0.000017	mg/L		26-NOV-21	R5658833
Calcium (Ca)-Total	59.0		0.20	mg/L		26-NOV-21	R5658833
Cesium (Cs)-Total	0.0000955		0.000010	mg/L		26-NOV-21	R5658833
Chromium (Cr)-Total	0.00044	<DL	0.0010	mg/L		26-NOV-21	R5658833
Cobalt (Co)-Total	0.000400	<DL	0.00050	mg/L		26-NOV-21	R5658833
Copper (Cu)-Total	0.00232	<T	0.0010	mg/L		26-NOV-21	R5658833
Iron (Fe)-Total	0.344		0.020	mg/L		26-NOV-21	R5658833
Lead (Pb)-Total	0.00009	<T	0.000050	mg/L		26-NOV-21	R5658833
Lithium (Li)-Total	0.0072	<DL	0.050	mg/L		26-NOV-21	R5658833
Magnesium (Mg)-Total	15.4		0.020	mg/L		26-NOV-21	R5658833
Manganese (Mn)-Total	0.0188		0.0010	mg/L		26-NOV-21	R5658833
Mercury (Hg)-Total	<0.000005	<W	0.000030	mg/L		16-NOV-21	R5650040

* Refer to Referenced Information for Qualifiers (if any) and Methodology.

ALS ENVIRONMENTAL ANALYTICAL REPORT

Sample Details/Parameters	Result	Qualifier*	D.L.	Units	Extracted	Analyzed	Batch
L2661596-13 SW24_SW_20211109 Sampled By: Client on 09-NOV-21 @ 12:20 Matrix: SW							
Total Metals							
Molybdenum (Mo)-Total	0.00345	<T	0.0010	mg/L		26-NOV-21	R5658833
Nickel (Ni)-Total	0.00134	<DL	0.0020	mg/L		26-NOV-21	R5658833
Phosphorus (P)-Total	0.010	<DL	0.050	mg/L		26-NOV-21	R5658833
Potassium (K)-Total	15.6		0.50	mg/L		26-NOV-21	R5658833
Rubidium (Rb)-Total	0.00939		0.00020	mg/L		26-NOV-21	R5658833
Selenium (Se)-Total	0.000265	<T	0.000050	mg/L		26-NOV-21	R5658833
Silicon (Si)-Total	3.85		0.10	mg/L		26-NOV-21	R5658833
Silver (Ag)-Total	<0.000001	<W	0.00010	mg/L		26-NOV-21	R5658833
Sodium (Na)-Total	36.5		0.10	mg/L		26-NOV-21	R5658833
Strontium (Sr)-Total	0.219		0.0010	mg/L		26-NOV-21	R5658833
Sulfur (S)-Total	65.0		0.50	mg/L		26-NOV-21	R5658833
Tellurium (Te)-Total	<0.00002	<W	0.0010	mg/L		26-NOV-21	R5658833
Thallium (Tl)-Total	<0.000005	<W	0.00030	mg/L		26-NOV-21	R5658833
Thorium (Th)-Total	0.00003	<DL	0.00010	mg/L		26-NOV-21	R5658833
Tin (Sn)-Total	<0.00001	<W	0.0010	mg/L		26-NOV-21	R5658833
Titanium (Ti)-Total	0.00427		0.0020	mg/L		26-NOV-21	R5658833
Tungsten (W)-Total	0.00002	<DL	0.010	mg/L		26-NOV-21	R5658833
Uranium (U)-Total	0.000904	<DL	0.0050	mg/L		26-NOV-21	R5658833
Vanadium (V)-Total	0.00080	<DL	0.0010	mg/L		26-NOV-21	R5658833
Zinc (Zn)-Total	0.0015	<DL	0.0030	mg/L		26-NOV-21	R5658833
Zirconium (Zr)-Total	0.000332	<DL	0.0010	mg/L		26-NOV-21	R5658833
Dissolved Metals							
Dissolved Metals Filtration Location	LAB					25-NOV-21	R5657740
Aluminum (Al)-Dissolved	0.0442		0.0050	mg/L		25-NOV-21	R5657754
Antimony (Sb)-Dissolved	0.00412	<T	0.00060	mg/L		25-NOV-21	R5657754
Arsenic (As)-Dissolved	0.00111	<T	0.0010	mg/L		25-NOV-21	R5657754
Barium (Ba)-Dissolved	0.0231		0.010	mg/L		25-NOV-21	R5657754
Beryllium (Be)-Dissolved	<0.000002	<W	0.0010	mg/L		25-NOV-21	R5657754
Bismuth (Bi)-Dissolved	<0.000002	<W	0.0010	mg/L		25-NOV-21	R5657754
Boron (B)-Dissolved	0.0410	<DL	0.050	mg/L		25-NOV-21	R5657754
Cadmium (Cd)-Dissolved	0.0000095	<DL	0.000017	mg/L		25-NOV-21	R5657754
Calcium (Ca)-Dissolved	59.6		0.20	mg/L		25-NOV-21	R5657754
Cesium (Cs)-Dissolved	0.0000705		0.000010	mg/L		25-NOV-21	R5657754
Chromium (Cr)-Dissolved	0.00012	<DL	0.0010	mg/L		25-NOV-21	R5657754
Cobalt (Co)-Dissolved	0.000282	<DL	0.00050	mg/L		25-NOV-21	R5657754
Copper (Cu)-Dissolved	0.00210	<T	0.0010	mg/L		25-NOV-21	R5657754
Iron (Fe)-Dissolved	0.180		0.020	mg/L		25-NOV-21	R5657754
Lead (Pb)-Dissolved	0.00003	<DL	0.000050	mg/L		25-NOV-21	R5657754
Lithium (Li)-Dissolved	0.0076	<DL	0.050	mg/L		25-NOV-21	R5657754
Magnesium (Mg)-Dissolved	15.5		0.020	mg/L		25-NOV-21	R5657754
Manganese (Mn)-Dissolved	0.00098	<DL	0.0010	mg/L		25-NOV-21	R5657754

* Refer to Referenced Information for Qualifiers (if any) and Methodology.

ALS ENVIRONMENTAL ANALYTICAL REPORT

Sample Details/Parameters	Result	Qualifier*	D.L.	Units	Extracted	Analyzed	Batch
L2661596-13 SW24_SW_20211109 Sampled By: Client on 09-NOV-21 @ 12:20 Matrix: SW							
Dissolved Metals							
Mercury (Hg)-Dissolved	<0.000005	<W	0.000030	mg/L		16-NOV-21	R5650042
Molybdenum (Mo)-Dissolved	0.00318	<T	0.0010	mg/L		25-NOV-21	R5657754
Nickel (Ni)-Dissolved	0.00128	<DL	0.0020	mg/L		25-NOV-21	R5657754
Phosphorus (P)-Dissolved	0.005	<DL	0.050	mg/L		25-NOV-21	R5657754
Potassium (K)-Dissolved	15.6		0.50	mg/L		25-NOV-21	R5657754
Rubidium (Rb)-Dissolved	0.00858		0.00020	mg/L		25-NOV-21	R5657754
Selenium (Se)-Dissolved	0.000220	<T	0.000050	mg/L		25-NOV-21	R5657754
Silicon (Si)-Dissolved	3.34		0.050	mg/L		25-NOV-21	R5657754
Silver (Ag)-Dissolved	0.0000010	<DL	0.00010	mg/L		25-NOV-21	R5657754
Sodium (Na)-Dissolved	36.1		0.10	mg/L		25-NOV-21	R5657754
Strontium (Sr)-Dissolved	0.217		0.0010	mg/L		25-NOV-21	R5657754
Sulfur (S)-Dissolved	63.0		0.50	mg/L		25-NOV-21	R5657754
Tellurium (Te)-Dissolved	<0.00001	<W	0.0010	mg/L		25-NOV-21	R5657754
Thallium (Tl)-Dissolved	0.000002	<DL	0.00030	mg/L		25-NOV-21	R5657754
Thorium (Th)-Dissolved	0.00003	<DL	0.00010	mg/L		25-NOV-21	R5657754
Tin (Sn)-Dissolved	<0.000005	<W	0.0010	mg/L		25-NOV-21	R5657754
Titanium (Ti)-Dissolved	0.00140	<DL	0.0020	mg/L		25-NOV-21	R5657754
Tungsten (W)-Dissolved	0.000034	<DL	0.010	mg/L		25-NOV-21	R5657754
Uranium (U)-Dissolved	0.000905	<DL	0.0050	mg/L		25-NOV-21	R5657754
Vanadium (V)-Dissolved	0.00052	<DL	0.0010	mg/L		25-NOV-21	R5657754
Zinc (Zn)-Dissolved	0.0010	<DL	0.0030	mg/L		25-NOV-21	R5657754
Zirconium (Zr)-Dissolved	0.000314	<DL	0.0010	mg/L		25-NOV-21	R5657754
Aggregate Organics							
Biochemical Oxygen Demand	<2.0		2.0	mg/L		11-NOV-21	R5651476
Chemical Oxygen Demand	82		10	mg/L	15-NOV-21	16-NOV-21	R5650165
Oil and Grease, Total	0.6	<DL	1.0	mg/L	15-NOV-21	15-NOV-21	R5648988
L2661596-14 SW25_SW_20211109 Sampled By: Client on 09-NOV-21 @ 11:45 Matrix: SW							
Field Tests							
Dissolved Oxygen, Client Supplied	11.23		0	mg/L		11-NOV-21	R5642403
pH, Client Supplied	7.96		0.10	pH		11-NOV-21	R5642403
Temperature, Client Supplied	2.3		0	Degree C		11-NOV-21	R5642403
Physical Tests							
Color, True	119		2.0	CU		13-NOV-21	R5645658
Conductivity (EC)	278		1.0	uS/cm		13-NOV-21	R5647940
Hardness (as CaCO3)	136		0.51	mg/L		29-NOV-21	
pH	7.88		0.10	pH		13-NOV-21	R5647940
Total Suspended Solids	2.5	<DL	3.0	mg/L		13-NOV-21	R5646338
Total Dissolved Solids	190		13	mg/L		13-NOV-21	R5646396
Turbidity	2.31		0.10	NTU		11-NOV-21	R5642532
Anions and Nutrients							

* Refer to Referenced Information for Qualifiers (if any) and Methodology.

ALS ENVIRONMENTAL ANALYTICAL REPORT

Sample Details/Parameters	Result	Qualifier*	D.L.	Units	Extracted	Analyzed	Batch
L2661596-14 SW25_SW_20211109 Sampled By: Client on 09-NOV-21 @ 11:45 Matrix: SW							
Anions and Nutrients							
Acidity (as CaCO3)	<0.2	<W	2.0	mg/L		15-NOV-21	R5649516
Alkalinity, Total (as CaCO3)	112		2.0	mg/L		13-NOV-21	R5647940
Ammonia, Total (as N)	0.010	<T	0.0050	mg/L		15-NOV-21	R5649268
Ammonia, Un-ionized (as N)	<0.001	<W	0.010	mg/L		16-NOV-21	
Chloride (Cl)	14.1		0.10	mg/L	12-NOV-21	13-NOV-21	R5647276
Fluoride (F)	0.066		0.020	mg/L	12-NOV-21	13-NOV-21	R5647276
Nitrate (as N)	0.006	<DL	0.020	mg/L		13-NOV-21	R5647276
Nitrite (as N)	<0.001	<W	0.010	mg/L		13-NOV-21	R5647276
Total Kjeldahl Nitrogen	1.17		0.050	mg/L	15-NOV-21	16-NOV-21	R5651499
Orthophosphate-Dissolved (as P)	<0.0030		0.0030	mg/L	12-NOV-21	13-NOV-21	R5645901
Sulfate (SO4)	13.0		0.30	mg/L		13-NOV-21	R5647276
Cyanides							
Cyanide, Weak Acid Diss	0.0005	<DL	0.0020	mg/L		16-NOV-21	R5649748
Cyanide, Total	0.0006	<DL	0.0020	mg/L		16-NOV-21	R5649748
Cyanide, Free	0.0014	<DL	0.0020	mg/L		16-NOV-21	R5649748
Organic / Inorganic Carbon							
Dissolved Organic Carbon	28.2		0.50	mg/L	12-NOV-21	17-NOV-21	R5653568
Total Organic Carbon	27.7		0.50	mg/L		17-NOV-21	R5653544
Total Metals							
Aluminum (Al)-Total	0.0842		0.0050	mg/L		26-NOV-21	R5658833
Antimony (Sb)-Total	0.000090	<DL	0.00060	mg/L		26-NOV-21	R5658833
Arsenic (As)-Total	0.00079	<DL	0.0010	mg/L		26-NOV-21	R5658833
Barium (Ba)-Total	0.0170		0.010	mg/L		26-NOV-21	R5658833
Beryllium (Be)-Total	<0.0000001	<W	0.0010	mg/L		26-NOV-21	R5658833
Bismuth (Bi)-Total	<0.00001	<W	0.0010	mg/L		26-NOV-21	R5658833
Boron (B)-Total	0.0105	<DL	0.050	mg/L		26-NOV-21	R5658833
Cadmium (Cd)-Total	0.000003	<DL	0.000017	mg/L		26-NOV-21	R5658833
Calcium (Ca)-Total	34.7		0.20	mg/L		26-NOV-21	R5658833
Cesium (Cs)-Total	0.0000080	<DL	0.000010	mg/L		26-NOV-21	R5658833
Chromium (Cr)-Total	0.00030	<DL	0.0010	mg/L		26-NOV-21	R5658833
Cobalt (Co)-Total	0.000110	<DL	0.00050	mg/L		26-NOV-21	R5658833
Copper (Cu)-Total	0.00142	<T	0.0010	mg/L		26-NOV-21	R5658833
Iron (Fe)-Total	0.217		0.020	mg/L		26-NOV-21	R5658833
Lead (Pb)-Total	0.00005	<T	0.000050	mg/L		26-NOV-21	R5658833
Lithium (Li)-Total	0.0032	<DL	0.050	mg/L		26-NOV-21	R5658833
Magnesium (Mg)-Total	11.9		0.020	mg/L		26-NOV-21	R5658833
Manganese (Mn)-Total	0.0098		0.0010	mg/L		26-NOV-21	R5658833
Mercury (Hg)-Total	<0.000005	<W	0.000030	mg/L		16-NOV-21	R5650040
Molybdenum (Mo)-Total	0.000650	<DL	0.0010	mg/L		26-NOV-21	R5658833
Nickel (Ni)-Total	0.00102	<DL	0.0020	mg/L		26-NOV-21	R5658833
Phosphorus (P)-Total	0.015	<DL	0.050	mg/L		26-NOV-21	R5658833
Potassium (K)-Total	1.89		0.50	mg/L		26-NOV-21	R5658833

* Refer to Referenced Information for Qualifiers (if any) and Methodology.

ALS ENVIRONMENTAL ANALYTICAL REPORT

Sample Details/Parameters	Result	Qualifier*	D.L.	Units	Extracted	Analyzed	Batch
L2661596-14 SW25_SW_20211109 Sampled By: Client on 09-NOV-21 @ 11:45 Matrix: SW							
Total Metals							
Rubidium (Rb)-Total	0.00147		0.00020	mg/L		26-NOV-21	R5658833
Selenium (Se)-Total	0.000175	<T	0.000050	mg/L		26-NOV-21	R5658833
Silicon (Si)-Total	3.33		0.10	mg/L		26-NOV-21	R5658833
Silver (Ag)-Total	<0.000001	<W	0.00010	mg/L		26-NOV-21	R5658833
Sodium (Na)-Total	5.67		0.10	mg/L		26-NOV-21	R5658833
Strontium (Sr)-Total	0.0796		0.0010	mg/L		26-NOV-21	R5658833
Sulfur (S)-Total	4.6		0.50	mg/L		26-NOV-21	R5658833
Tellurium (Te)-Total	<0.00002	<W	0.0010	mg/L		26-NOV-21	R5658833
Thallium (Tl)-Total	<0.000005	<W	0.00030	mg/L		26-NOV-21	R5658833
Thorium (Th)-Total	0.00002	<DL	0.00010	mg/L		26-NOV-21	R5658833
Tin (Sn)-Total	<0.00001	<W	0.0010	mg/L		26-NOV-21	R5658833
Titanium (Ti)-Total	0.00232		0.0020	mg/L		26-NOV-21	R5658833
Tungsten (W)-Total	<0.00001	<W	0.010	mg/L		26-NOV-21	R5658833
Uranium (U)-Total	0.000997	<DL	0.0050	mg/L		26-NOV-21	R5658833
Vanadium (V)-Total	0.00065	<DL	0.0010	mg/L		26-NOV-21	R5658833
Zinc (Zn)-Total	0.0095	<T	0.0030	mg/L		26-NOV-21	R5658833
Zirconium (Zr)-Total	0.000216	<DL	0.0010	mg/L		26-NOV-21	R5658833
Dissolved Metals							
Dissolved Metals Filtration Location	LAB					25-NOV-21	R5657740
Aluminum (Al)-Dissolved	0.0188	<T	0.0050	mg/L		25-NOV-21	R5657754
Antimony (Sb)-Dissolved	0.000090	<DL	0.00060	mg/L		25-NOV-21	R5657754
Arsenic (As)-Dissolved	0.000770	<DL	0.0010	mg/L		25-NOV-21	R5657754
Barium (Ba)-Dissolved	0.0153		0.010	mg/L		25-NOV-21	R5657754
Beryllium (Be)-Dissolved	<0.000002	<W	0.0010	mg/L		25-NOV-21	R5657754
Bismuth (Bi)-Dissolved	<0.000002	<W	0.0010	mg/L		25-NOV-21	R5657754
Boron (B)-Dissolved	0.0085	<DL	0.050	mg/L		25-NOV-21	R5657754
Cadmium (Cd)-Dissolved	0.0000050	<DL	0.000017	mg/L		25-NOV-21	R5657754
Calcium (Ca)-Dissolved	34.0		0.20	mg/L		25-NOV-21	R5657754
Cesium (Cs)-Dissolved	0.0000020	<DL	0.000010	mg/L		25-NOV-21	R5657754
Chromium (Cr)-Dissolved	0.00009	<DL	0.0010	mg/L		25-NOV-21	R5657754
Cobalt (Co)-Dissolved	0.000060	<DL	0.00050	mg/L		25-NOV-21	R5657754
Copper (Cu)-Dissolved	0.00124	<T	0.0010	mg/L		25-NOV-21	R5657754
Iron (Fe)-Dissolved	0.109		0.020	mg/L		25-NOV-21	R5657754
Lead (Pb)-Dissolved	0.00002	<DL	0.000050	mg/L		25-NOV-21	R5657754
Lithium (Li)-Dissolved	0.0032	<DL	0.050	mg/L		25-NOV-21	R5657754
Magnesium (Mg)-Dissolved	12.4		0.020	mg/L		25-NOV-21	R5657754
Manganese (Mn)-Dissolved	0.00040	<DL	0.0010	mg/L		25-NOV-21	R5657754
Mercury (Hg)-Dissolved	<0.000005	<W	0.000030	mg/L		16-NOV-21	R5650042
Molybdenum (Mo)-Dissolved	0.000608	<DL	0.0010	mg/L		25-NOV-21	R5657754
Nickel (Ni)-Dissolved	0.00104	<DL	0.0020	mg/L		25-NOV-21	R5657754
Phosphorus (P)-Dissolved	0.005	<DL	0.050	mg/L		25-NOV-21	R5657754

* Refer to Referenced Information for Qualifiers (if any) and Methodology.

ALS ENVIRONMENTAL ANALYTICAL REPORT

Sample Details/Parameters	Result	Qualifier*	D.L.	Units	Extracted	Analyzed	Batch
L2661596-14 SW25_SW_20211109 Sampled By: Client on 09-NOV-21 @ 11:45 Matrix: SW							
Dissolved Metals							
Potassium (K)-Dissolved	1.91		0.50	mg/L		25-NOV-21	R5657754
Rubidium (Rb)-Dissolved	0.00122		0.00020	mg/L		25-NOV-21	R5657754
Selenium (Se)-Dissolved	0.000150	<T	0.000050	mg/L		25-NOV-21	R5657754
Silicon (Si)-Dissolved	3.09		0.050	mg/L		25-NOV-21	R5657754
Silver (Ag)-Dissolved	0.0000010	<DL	0.00010	mg/L		25-NOV-21	R5657754
Sodium (Na)-Dissolved	5.77		0.10	mg/L		25-NOV-21	R5657754
Strontium (Sr)-Dissolved	0.0773		0.0010	mg/L		25-NOV-21	R5657754
Sulfur (S)-Dissolved	4.4		0.50	mg/L		25-NOV-21	R5657754
Tellurium (Te)-Dissolved	<0.00001	<W	0.0010	mg/L		25-NOV-21	R5657754
Thallium (Tl)-Dissolved	<0.000002	<W	0.00030	mg/L		25-NOV-21	R5657754
Thorium (Th)-Dissolved	0.00003	<DL	0.00010	mg/L		25-NOV-21	R5657754
Tin (Sn)-Dissolved	<0.000005	<W	0.0010	mg/L		25-NOV-21	R5657754
Titanium (Ti)-Dissolved	0.00108	<DL	0.0020	mg/L		25-NOV-21	R5657754
Tungsten (W)-Dissolved	0.000002	<DL	0.010	mg/L		25-NOV-21	R5657754
Uranium (U)-Dissolved	0.00102	<DL	0.0050	mg/L		25-NOV-21	R5657754
Vanadium (V)-Dissolved	0.00036	<DL	0.0010	mg/L		25-NOV-21	R5657754
Zinc (Zn)-Dissolved	0.0080	<T	0.0030	mg/L		25-NOV-21	R5657754
Zirconium (Zr)-Dissolved	0.000252	<DL	0.0010	mg/L		25-NOV-21	R5657754
Aggregate Organics							
Biochemical Oxygen Demand	<2.0		2.0	mg/L		11-NOV-21	R5651476
Chemical Oxygen Demand	67		10	mg/L	15-NOV-21	16-NOV-21	R5650165
Oil and Grease, Total	0.4	<DL	1.0	mg/L	15-NOV-21	15-NOV-21	R5648988
L2661596-15 SW26_SW_20211109 Sampled By: Client on 09-NOV-21 @ 11:20 Matrix: SW							
Field Tests							
Dissolved Oxygen, Client Supplied	10.53		0	mg/L		11-NOV-21	R5642403
pH, Client Supplied	7.41		0.10	pH		11-NOV-21	R5642403
Temperature, Client Supplied	2.6		0	Degree C		11-NOV-21	R5642403
Physical Tests							
Color, True	110		2.0	CU		13-NOV-21	R5645658
Conductivity (EC)	277		1.0	uS/cm		13-NOV-21	R5647940
Hardness (as CaCO3)	141		0.51	mg/L		29-NOV-21	
pH	7.89		0.10	pH		13-NOV-21	R5647940
Total Suspended Solids	<0.5	<W	3.0	mg/L		13-NOV-21	R5646338
Total Dissolved Solids	198		13	mg/L		13-NOV-21	R5646396
Turbidity	2.87		0.10	NTU		11-NOV-21	R5643939
Anions and Nutrients							
Acidity (as CaCO3)	<0.2	<W	2.0	mg/L		15-NOV-21	R5649516
Alkalinity, Total (as CaCO3)	117		2.0	mg/L		13-NOV-21	R5647940
Ammonia, Total (as N)	0.010	<T	0.0050	mg/L		15-NOV-21	R5649268
Ammonia, Un-ionized (as N)	<0.001	<W	0.010	mg/L		16-NOV-21	

* Refer to Referenced Information for Qualifiers (if any) and Methodology.

ALS ENVIRONMENTAL ANALYTICAL REPORT

Sample Details/Parameters	Result	Qualifier*	D.L.	Units	Extracted	Analyzed	Batch
L2661596-15 SW26_SW_20211109 Sampled By: Client on 09-NOV-21 @ 11:20 Matrix: SW							
Anions and Nutrients							
Chloride (Cl)	10.4		0.10	mg/L	12-NOV-21	13-NOV-21	R5647276
Fluoride (F)	0.063		0.020	mg/L	12-NOV-21	13-NOV-21	R5647276
Nitrate (as N)	<0.002	<W	0.020	mg/L		13-NOV-21	R5647276
Nitrite (as N)	<0.001	<W	0.010	mg/L		13-NOV-21	R5647276
Total Kjeldahl Nitrogen	1.02		0.050	mg/L	15-NOV-21	16-NOV-21	R5651499
Orthophosphate-Dissolved (as P)	<0.0030		0.0030	mg/L	12-NOV-21	13-NOV-21	R5645901
Sulfate (SO4)	14.4		0.30	mg/L		13-NOV-21	R5647276
Cyanides							
Cyanide, Weak Acid Diss	0.0006	<DL	0.0020	mg/L		16-NOV-21	R5649748
Cyanide, Total	0.0008	<DL	0.0020	mg/L		16-NOV-21	R5649748
Cyanide, Free	0.0010	<DL	0.0020	mg/L		16-NOV-21	R5649748
Organic / Inorganic Carbon							
Dissolved Organic Carbon	27.0		0.50	mg/L	12-NOV-21	17-NOV-21	R5653568
Total Organic Carbon	28.1		0.50	mg/L		17-NOV-21	R5653544
Total Metals							
Aluminum (Al)-Total	0.0942		0.0050	mg/L		26-NOV-21	R5658833
Antimony (Sb)-Total	0.000090	<DL	0.00060	mg/L		26-NOV-21	R5658833
Arsenic (As)-Total	0.00084	<DL	0.0010	mg/L		26-NOV-21	R5658833
Barium (Ba)-Total	0.0186		0.010	mg/L		26-NOV-21	R5658833
Beryllium (Be)-Total	<0.0000001	<W	0.0010	mg/L		26-NOV-21	R5658833
Bismuth (Bi)-Total	<0.00001	<W	0.0010	mg/L		26-NOV-21	R5658833
Boron (B)-Total	0.0105	<DL	0.050	mg/L		26-NOV-21	R5658833
Cadmium (Cd)-Total	0.000003	<DL	0.000017	mg/L		26-NOV-21	R5658833
Calcium (Ca)-Total	34.2		0.20	mg/L		26-NOV-21	R5658833
Cesium (Cs)-Total	0.0000120		0.000010	mg/L		26-NOV-21	R5658833
Chromium (Cr)-Total	0.00036	<DL	0.0010	mg/L		26-NOV-21	R5658833
Cobalt (Co)-Total	0.000120	<DL	0.00050	mg/L		26-NOV-21	R5658833
Copper (Cu)-Total	0.00162	<T	0.0010	mg/L		26-NOV-21	R5658833
Iron (Fe)-Total	0.204		0.020	mg/L		26-NOV-21	R5658833
Lead (Pb)-Total	0.00005	<T	0.000050	mg/L		26-NOV-21	R5658833
Lithium (Li)-Total	0.0036	<DL	0.050	mg/L		26-NOV-21	R5658833
Magnesium (Mg)-Total	12.3		0.020	mg/L		26-NOV-21	R5658833
Manganese (Mn)-Total	0.0102		0.0010	mg/L		26-NOV-21	R5658833
Mercury (Hg)-Total	<0.000005	<W	0.000030	mg/L		16-NOV-21	R5650040
Molybdenum (Mo)-Total	0.000800	<DL	0.0010	mg/L		26-NOV-21	R5658833
Nickel (Ni)-Total	0.00114	<DL	0.0020	mg/L		26-NOV-21	R5658833
Phosphorus (P)-Total	0.010	<DL	0.050	mg/L		26-NOV-21	R5658833
Potassium (K)-Total	1.76		0.50	mg/L		26-NOV-21	R5658833
Rubidium (Rb)-Total	0.00124		0.00020	mg/L		26-NOV-21	R5658833
Selenium (Se)-Total	0.000180	<T	0.000050	mg/L		26-NOV-21	R5658833
Silicon (Si)-Total	3.35		0.10	mg/L		26-NOV-21	R5658833
Silver (Ag)-Total	<0.000001	<W	0.00010	mg/L		26-NOV-21	R5658833

* Refer to Referenced Information for Qualifiers (if any) and Methodology.

ALS ENVIRONMENTAL ANALYTICAL REPORT

Sample Details/Parameters	Result	Qualifier*	D.L.	Units	Extracted	Analyzed	Batch
L2661596-15 SW26_SW_20211109 Sampled By: Client on 09-NOV-21 @ 11:20 Matrix: SW							
Total Metals							
Sodium (Na)-Total	4.84		0.10	mg/L		26-NOV-21	R5658833
Strontium (Sr)-Total	0.0811		0.0010	mg/L		26-NOV-21	R5658833
Sulfur (S)-Total	5.2		0.50	mg/L		26-NOV-21	R5658833
Tellurium (Te)-Total	0.00002	<DL	0.0010	mg/L		26-NOV-21	R5658833
Thallium (Tl)-Total	<0.000005	<W	0.00030	mg/L		26-NOV-21	R5658833
Thorium (Th)-Total	0.00002	<DL	0.00010	mg/L		26-NOV-21	R5658833
Tin (Sn)-Total	<0.00001	<W	0.0010	mg/L		26-NOV-21	R5658833
Titanium (Ti)-Total	0.00251		0.0020	mg/L		26-NOV-21	R5658833
Tungsten (W)-Total	<0.00001	<W	0.010	mg/L		26-NOV-21	R5658833
Uranium (U)-Total	0.00106	<DL	0.0050	mg/L		26-NOV-21	R5658833
Vanadium (V)-Total	0.00080	<DL	0.0010	mg/L		26-NOV-21	R5658833
Zinc (Zn)-Total	0.0100		0.0030	mg/L		26-NOV-21	R5658833
Zirconium (Zr)-Total	0.000302	<DL	0.0010	mg/L		26-NOV-21	R5658833
Dissolved Metals							
Dissolved Metals Filtration Location	LAB					25-NOV-21	R5657740
Aluminum (Al)-Dissolved	0.0258	<T	0.0050	mg/L		25-NOV-21	R5657754
Antimony (Sb)-Dissolved	0.000100	<DL	0.00060	mg/L		25-NOV-21	R5657754
Arsenic (As)-Dissolved	0.000890	<DL	0.0010	mg/L		25-NOV-21	R5657754
Barium (Ba)-Dissolved	0.0167		0.010	mg/L		25-NOV-21	R5657754
Beryllium (Be)-Dissolved	<0.000002	<W	0.0010	mg/L		25-NOV-21	R5657754
Bismuth (Bi)-Dissolved	<0.000002	<W	0.0010	mg/L		25-NOV-21	R5657754
Boron (B)-Dissolved	0.0095	<DL	0.050	mg/L		25-NOV-21	R5657754
Cadmium (Cd)-Dissolved	0.0000030	<DL	0.000017	mg/L		25-NOV-21	R5657754
Calcium (Ca)-Dissolved	34.7		0.20	mg/L		25-NOV-21	R5657754
Cesium (Cs)-Dissolved	0.0000020	<DL	0.000010	mg/L		25-NOV-21	R5657754
Chromium (Cr)-Dissolved	0.00014	<DL	0.0010	mg/L		25-NOV-21	R5657754
Cobalt (Co)-Dissolved	0.000068	<DL	0.00050	mg/L		25-NOV-21	R5657754
Copper (Cu)-Dissolved	0.00148	<T	0.0010	mg/L		25-NOV-21	R5657754
Iron (Fe)-Dissolved	0.102		0.020	mg/L		25-NOV-21	R5657754
Lead (Pb)-Dissolved	0.00002	<DL	0.000050	mg/L		25-NOV-21	R5657754
Lithium (Li)-Dissolved	0.0036	<DL	0.050	mg/L		25-NOV-21	R5657754
Magnesium (Mg)-Dissolved	13.3		0.020	mg/L		25-NOV-21	R5657754
Manganese (Mn)-Dissolved	0.00068	<DL	0.0010	mg/L		25-NOV-21	R5657754
Mercury (Hg)-Dissolved	<0.000005	<W	0.000030	mg/L		16-NOV-21	R5650042
Molybdenum (Mo)-Dissolved	0.000778	<DL	0.0010	mg/L		25-NOV-21	R5657754
Nickel (Ni)-Dissolved	0.00124	<DL	0.0020	mg/L		25-NOV-21	R5657754
Phosphorus (P)-Dissolved	<0.005	<W	0.050	mg/L		25-NOV-21	R5657754
Potassium (K)-Dissolved	1.81		0.50	mg/L		25-NOV-21	R5657754
Rubidium (Rb)-Dissolved	0.00105		0.00020	mg/L		25-NOV-21	R5657754
Selenium (Se)-Dissolved	0.000195	<T	0.000050	mg/L		25-NOV-21	R5657754
Silicon (Si)-Dissolved	3.13		0.050	mg/L		25-NOV-21	R5657754

* Refer to Referenced Information for Qualifiers (if any) and Methodology.

ALS ENVIRONMENTAL ANALYTICAL REPORT

Sample Details/Parameters	Result	Qualifier*	D.L.	Units	Extracted	Analyzed	Batch
L2661596-15 SW26_SW_20211109 Sampled By: Client on 09-NOV-21 @ 11:20 Matrix: SW							
Dissolved Metals							
Silver (Ag)-Dissolved	0.0000020	<DL	0.00010	mg/L		25-NOV-21	R5657754
Sodium (Na)-Dissolved	5.18		0.10	mg/L		25-NOV-21	R5657754
Strontium (Sr)-Dissolved	0.0821		0.0010	mg/L		25-NOV-21	R5657754
Sulfur (S)-Dissolved	5.2		0.50	mg/L		25-NOV-21	R5657754
Tellurium (Te)-Dissolved	<0.00001	<W	0.0010	mg/L		25-NOV-21	R5657754
Thallium (Tl)-Dissolved	<0.000002	<W	0.00030	mg/L		25-NOV-21	R5657754
Thorium (Th)-Dissolved	0.00005	<DL	0.00010	mg/L		25-NOV-21	R5657754
Tin (Sn)-Dissolved	<0.000005	<W	0.0010	mg/L		25-NOV-21	R5657754
Titanium (Ti)-Dissolved	0.00220		0.0020	mg/L		25-NOV-21	R5657754
Tungsten (W)-Dissolved	0.000036	<DL	0.010	mg/L		25-NOV-21	R5657754
Uranium (U)-Dissolved	0.00100	<DL	0.0050	mg/L		25-NOV-21	R5657754
Vanadium (V)-Dissolved	0.00062	<DL	0.0010	mg/L		25-NOV-21	R5657754
Zinc (Zn)-Dissolved	0.0082	<T	0.0030	mg/L		25-NOV-21	R5657754
Zirconium (Zr)-Dissolved	0.000432	<DL	0.0010	mg/L		25-NOV-21	R5657754
Aggregate Organics							
Biochemical Oxygen Demand	<2.0		2.0	mg/L		11-NOV-21	R5651476
Chemical Oxygen Demand	63		10	mg/L	15-NOV-21	16-NOV-21	R5650165
Oil and Grease, Total	<0.2	<W	1.0	mg/L	15-NOV-21	15-NOV-21	R5648988
L2661596-16 SW27_SW_20211109 Sampled By: Client on 09-NOV-21 @ 13:50 Matrix: SW							
Field Tests							
Dissolved Oxygen, Client Supplied	12.99		0	mg/L		11-NOV-21	R5642403
pH, Client Supplied	7.49		0.10	pH		11-NOV-21	R5642403
Temperature, Client Supplied	2.7		0	Degree C		11-NOV-21	R5642403
Physical Tests							
Color, True	101		2.0	CU		13-NOV-21	R5645658
Conductivity (EC)	322		1.0	uS/cm		13-NOV-21	R5647940
Hardness (as CaCO3)	159		0.51	mg/L		29-NOV-21	
pH	7.88		0.10	pH		13-NOV-21	R5647940
Total Suspended Solids	<0.5	<W	3.0	mg/L		16-NOV-21	R5652617
Total Dissolved Solids	216		20	mg/L		16-NOV-21	R5652627
Turbidity	2.68		0.10	NTU		11-NOV-21	R5643939
Anions and Nutrients							
Acidity (as CaCO3)	<0.2	<W	2.0	mg/L		15-NOV-21	R5649516
Alkalinity, Total (as CaCO3)	131		2.0	mg/L		13-NOV-21	R5647940
Ammonia, Total (as N)	0.014	<T	0.0050	mg/L		15-NOV-21	R5649268
Ammonia, Un-ionized (as N)	<0.001	<W	0.010	mg/L		16-NOV-21	
Chloride (Cl)	9.88		0.10	mg/L	12-NOV-21	13-NOV-21	R5647276
Fluoride (F)	0.068		0.020	mg/L	12-NOV-21	13-NOV-21	R5647276
Nitrate (as N)	<0.002	<W	0.020	mg/L		13-NOV-21	R5647276
Nitrite (as N)	<0.001	<W	0.010	mg/L		13-NOV-21	R5647276

* Refer to Referenced Information for Qualifiers (if any) and Methodology.

ALS ENVIRONMENTAL ANALYTICAL REPORT

Sample Details/Parameters	Result	Qualifier*	D.L.	Units	Extracted	Analyzed	Batch
L2661596-16 SW27_SW_20211109 Sampled By: Client on 09-NOV-21 @ 13:50 Matrix: SW							
Anions and Nutrients							
Total Kjeldahl Nitrogen	1.21		0.050	mg/L	15-NOV-21	16-NOV-21	R5651499
Orthophosphate-Dissolved (as P)	<0.0030		0.0030	mg/L	12-NOV-21	13-NOV-21	R5645901
Sulfate (SO4)	26.3		0.30	mg/L		13-NOV-21	R5647276
Cyanides							
Cyanide, Weak Acid Diss	0.0004	<DL	0.0020	mg/L		16-NOV-21	R5649748
Cyanide, Total	0.0006	<DL	0.0020	mg/L		16-NOV-21	R5649748
Cyanide, Free	0.0011	<DL	0.0020	mg/L		16-NOV-21	R5649748
Organic / Inorganic Carbon							
Dissolved Organic Carbon	26.3		0.50	mg/L	12-NOV-21	17-NOV-21	R5653564
Total Organic Carbon	26.7		0.50	mg/L		17-NOV-21	R5653544
Total Metals							
Aluminum (Al)-Total	0.0934		0.0050	mg/L		26-NOV-21	R5658833
Antimony (Sb)-Total	0.000100	<DL	0.00060	mg/L		26-NOV-21	R5658833
Arsenic (As)-Total	0.00081	<DL	0.0010	mg/L		26-NOV-21	R5658833
Barium (Ba)-Total	0.0203		0.010	mg/L		26-NOV-21	R5658833
Beryllium (Be)-Total	<0.0000001	<W	0.0010	mg/L		26-NOV-21	R5658833
Bismuth (Bi)-Total	<0.00001	<W	0.0010	mg/L		26-NOV-21	R5658833
Boron (B)-Total	0.0120	<DL	0.050	mg/L		26-NOV-21	R5658833
Cadmium (Cd)-Total	0.000005	<DL	0.000017	mg/L		26-NOV-21	R5658833
Calcium (Ca)-Total	38.6		0.20	mg/L		26-NOV-21	R5658833
Cesium (Cs)-Total	0.0000080	<DL	0.000010	mg/L		26-NOV-21	R5658833
Chromium (Cr)-Total	0.00034	<DL	0.0010	mg/L		26-NOV-21	R5658833
Cobalt (Co)-Total	0.000120	<DL	0.00050	mg/L		26-NOV-21	R5658833
Copper (Cu)-Total	0.00170	<T	0.0010	mg/L		26-NOV-21	R5658833
Iron (Fe)-Total	0.190		0.020	mg/L		26-NOV-21	R5658833
Lead (Pb)-Total	0.00005	<T	0.000050	mg/L		26-NOV-21	R5658833
Lithium (Li)-Total	0.0044	<DL	0.050	mg/L		26-NOV-21	R5658833
Magnesium (Mg)-Total	14.8		0.020	mg/L		26-NOV-21	R5658833
Manganese (Mn)-Total	0.0110		0.0010	mg/L		26-NOV-21	R5658833
Mercury (Hg)-Total	<0.000005	<W	0.000030	mg/L		16-NOV-21	R5650040
Molybdenum (Mo)-Total	0.000800	<DL	0.0010	mg/L		26-NOV-21	R5658833
Nickel (Ni)-Total	0.00130	<DL	0.0020	mg/L		26-NOV-21	R5658833
Phosphorus (P)-Total	<0.005	<W	0.050	mg/L		26-NOV-21	R5658833
Potassium (K)-Total	2.19		0.50	mg/L		26-NOV-21	R5658833
Rubidium (Rb)-Total	0.00125		0.00020	mg/L		26-NOV-21	R5658833
Selenium (Se)-Total	0.000180	<T	0.000050	mg/L		26-NOV-21	R5658833
Silicon (Si)-Total	3.71		0.10	mg/L		26-NOV-21	R5658833
Silver (Ag)-Total	<0.000001	<W	0.00010	mg/L		26-NOV-21	R5658833
Sodium (Na)-Total	6.94		0.10	mg/L		26-NOV-21	R5658833
Strontium (Sr)-Total	0.0933		0.0010	mg/L		26-NOV-21	R5658833
Sulfur (S)-Total	9.6		0.50	mg/L		26-NOV-21	R5658833
Tellurium (Te)-Total	<0.00002	<W	0.0010	mg/L		26-NOV-21	R5658833

* Refer to Referenced Information for Qualifiers (if any) and Methodology.

ALS ENVIRONMENTAL ANALYTICAL REPORT

Sample Details/Parameters	Result	Qualifier*	D.L.	Units	Extracted	Analyzed	Batch
L2661596-16 SW27_SW_20211109 Sampled By: Client on 09-NOV-21 @ 13:50 Matrix: SW							
Total Metals							
Thallium (Tl)-Total	<0.000005	<W	0.00030	mg/L		26-NOV-21	R5658833
Thorium (Th)-Total	0.00002	<DL	0.00010	mg/L		26-NOV-21	R5658833
Tin (Sn)-Total	<0.00001	<W	0.0010	mg/L		26-NOV-21	R5658833
Titanium (Ti)-Total	0.00246		0.0020	mg/L		26-NOV-21	R5658833
Tungsten (W)-Total	<0.00001	<W	0.010	mg/L		26-NOV-21	R5658833
Uranium (U)-Total	0.00124	<DL	0.0050	mg/L		26-NOV-21	R5658833
Vanadium (V)-Total	0.00085	<DL	0.0010	mg/L		26-NOV-21	R5658833
Zinc (Zn)-Total	0.0065	<T	0.0030	mg/L		26-NOV-21	R5658833
Zirconium (Zr)-Total	0.000332	<DL	0.0010	mg/L		26-NOV-21	R5658833
Dissolved Metals							
Dissolved Metals Filtration Location	LAB					25-NOV-21	R5657740
Aluminum (Al)-Dissolved	0.0190	<T	0.0050	mg/L		25-NOV-21	R5657754
Antimony (Sb)-Dissolved	0.000110	<DL	0.00060	mg/L		25-NOV-21	R5657754
Arsenic (As)-Dissolved	0.000763	<DL	0.0010	mg/L		25-NOV-21	R5657754
Barium (Ba)-Dissolved	0.0183		0.010	mg/L		25-NOV-21	R5657754
Beryllium (Be)-Dissolved	<0.000002	<W	0.0010	mg/L		25-NOV-21	R5657754
Bismuth (Bi)-Dissolved	0.000004	<DL	0.0010	mg/L		25-NOV-21	R5657754
Boron (B)-Dissolved	0.0105	<DL	0.050	mg/L		25-NOV-21	R5657754
Cadmium (Cd)-Dissolved	0.0000060	<DL	0.000017	mg/L		25-NOV-21	R5657754
Calcium (Ca)-Dissolved	39.5		0.20	mg/L		25-NOV-21	R5657754
Cesium (Cs)-Dissolved	0.0000020	<DL	0.000010	mg/L		25-NOV-21	R5657754
Chromium (Cr)-Dissolved	0.00014	<DL	0.0010	mg/L		25-NOV-21	R5657754
Cobalt (Co)-Dissolved	0.000060	<DL	0.00050	mg/L		25-NOV-21	R5657754
Copper (Cu)-Dissolved	0.00146	<T	0.0010	mg/L		25-NOV-21	R5657754
Iron (Fe)-Dissolved	0.0815		0.020	mg/L		25-NOV-21	R5657754
Lead (Pb)-Dissolved	0.00002	<DL	0.000050	mg/L		25-NOV-21	R5657754
Lithium (Li)-Dissolved	0.0042	<DL	0.050	mg/L		25-NOV-21	R5657754
Magnesium (Mg)-Dissolved	14.7		0.020	mg/L		25-NOV-21	R5657754
Manganese (Mn)-Dissolved	0.00034	<DL	0.0010	mg/L		25-NOV-21	R5657754
Mercury (Hg)-Dissolved	<0.000005	<W	0.000030	mg/L		16-NOV-21	R5650042
Molybdenum (Mo)-Dissolved	0.000724	<DL	0.0010	mg/L		25-NOV-21	R5657754
Nickel (Ni)-Dissolved	0.00128	<DL	0.0020	mg/L		25-NOV-21	R5657754
Phosphorus (P)-Dissolved	<0.005	<W	0.050	mg/L		25-NOV-21	R5657754
Potassium (K)-Dissolved	2.14		0.50	mg/L		25-NOV-21	R5657754
Rubidium (Rb)-Dissolved	0.00100		0.00020	mg/L		25-NOV-21	R5657754
Selenium (Se)-Dissolved	0.000170	<T	0.000050	mg/L		25-NOV-21	R5657754
Silicon (Si)-Dissolved	3.35		0.050	mg/L		25-NOV-21	R5657754
Silver (Ag)-Dissolved	0.0000030	<DL	0.00010	mg/L		25-NOV-21	R5657754
Sodium (Na)-Dissolved	6.70		0.10	mg/L		25-NOV-21	R5657754
Strontium (Sr)-Dissolved	0.0906		0.0010	mg/L		25-NOV-21	R5657754
Sulfur (S)-Dissolved	8.4		0.50	mg/L		25-NOV-21	R5657754

* Refer to Referenced Information for Qualifiers (if any) and Methodology.

ALS ENVIRONMENTAL ANALYTICAL REPORT

Sample Details/Parameters	Result	Qualifier*	D.L.	Units	Extracted	Analyzed	Batch
L2661596-16 SW27_SW_20211109 Sampled By: Client on 09-NOV-21 @ 13:50 Matrix: SW							
Dissolved Metals							
Tellurium (Te)-Dissolved	<0.00001	<W	0.0010	mg/L		25-NOV-21	R5657754
Thallium (Tl)-Dissolved	0.000012	<DL	0.00030	mg/L		25-NOV-21	R5657754
Thorium (Th)-Dissolved	0.00004	<DL	0.00010	mg/L		25-NOV-21	R5657754
Tin (Sn)-Dissolved	<0.000005	<W	0.0010	mg/L		25-NOV-21	R5657754
Titanium (Ti)-Dissolved	0.00172	<DL	0.0020	mg/L		25-NOV-21	R5657754
Tungsten (W)-Dissolved	0.000006	<DL	0.010	mg/L		25-NOV-21	R5657754
Uranium (U)-Dissolved	0.00123	<DL	0.0050	mg/L		25-NOV-21	R5657754
Vanadium (V)-Dissolved	0.00060	<DL	0.0010	mg/L		25-NOV-21	R5657754
Zinc (Zn)-Dissolved	0.0056	<T	0.0030	mg/L		25-NOV-21	R5657754
Zirconium (Zr)-Dissolved	0.000374	<DL	0.0010	mg/L		25-NOV-21	R5657754
Aggregate Organics							
Biochemical Oxygen Demand	<5.0		5.0	mg/L		12-NOV-21	R5652537
Chemical Oxygen Demand	61		10	mg/L	15-NOV-21	16-NOV-21	R5650165
Oil and Grease, Total	0.6	<DL	1.0	mg/L	15-NOV-21	15-NOV-21	R5648988
L2661596-17 SW28A_SW_20211109 Sampled By: Client on 09-NOV-21 @ 09:55 Matrix: SW							
Field Tests							
Dissolved Oxygen, Client Supplied	13.66		0	mg/L		11-NOV-21	R5642403
pH, Client Supplied	7.66		0.10	pH		11-NOV-21	R5642403
Temperature, Client Supplied	1.4		0	Degree C		11-NOV-21	R5642403
Physical Tests							
Color, True	113		2.0	CU		13-NOV-21	R5645658
Conductivity (EC)	219		1.0	uS/cm		13-NOV-21	R5647940
Hardness (as CaCO3)	122		0.51	mg/L		29-NOV-21	
pH	7.90		0.10	pH		13-NOV-21	R5647940
Total Suspended Solids	2.0	<DL	3.0	mg/L		13-NOV-21	R5646338
Total Dissolved Solids	164		13	mg/L		13-NOV-21	R5646396
Turbidity	1.77		0.10	NTU		11-NOV-21	R5643939
Anions and Nutrients							
Acidity (as CaCO3)	<0.2	<W	2.0	mg/L		15-NOV-21	R5649516
Alkalinity, Total (as CaCO3)	114		2.0	mg/L		13-NOV-21	R5647940
Ammonia, Total (as N)	0.018	<T	0.0050	mg/L		15-NOV-21	R5649268
Ammonia, Un-ionized (as N)	<0.001	<W	0.010	mg/L		16-NOV-21	
Chloride (Cl)	2.27		0.10	mg/L	12-NOV-21	13-NOV-21	R5647276
Fluoride (F)	0.062		0.020	mg/L	12-NOV-21	13-NOV-21	R5647276
Nitrate (as N)	<0.002	<W	0.020	mg/L		13-NOV-21	R5647276
Nitrite (as N)	<0.001	<W	0.010	mg/L		13-NOV-21	R5647276
Total Kjeldahl Nitrogen	1.06		0.050	mg/L	15-NOV-21	16-NOV-21	R5651499
Orthophosphate-Dissolved (as P)	<0.0030		0.0030	mg/L	12-NOV-21	13-NOV-21	R5645901
Sulfate (SO4)	2.50	<T	0.30	mg/L		13-NOV-21	R5647276
Cyanides							

* Refer to Referenced Information for Qualifiers (if any) and Methodology.

ALS ENVIRONMENTAL ANALYTICAL REPORT

Sample Details/Parameters	Result	Qualifier*	D.L.	Units	Extracted	Analyzed	Batch
L2661596-17 SW28A_SW_20211109 Sampled By: Client on 09-NOV-21 @ 09:55 Matrix: SW							
Cyanides							
Cyanide, Weak Acid Diss	0.0007	<DL	0.0020	mg/L		16-NOV-21	R5649748
Cyanide, Total	0.0010	<DL	0.0020	mg/L		16-NOV-21	R5649748
Cyanide, Free	0.0006	<DL	0.0020	mg/L		16-NOV-21	R5649748
Organic / Inorganic Carbon							
Dissolved Organic Carbon	31.5		0.50	mg/L	12-NOV-21	17-NOV-21	R5653568
Total Organic Carbon	31.0		0.50	mg/L		17-NOV-21	R5653544
Total Metals							
Aluminum (Al)-Total	0.0654		0.0050	mg/L		26-NOV-21	R5658833
Antimony (Sb)-Total	0.000045	<DL	0.00060	mg/L		26-NOV-21	R5658833
Arsenic (As)-Total	0.00087	<DL	0.0010	mg/L		26-NOV-21	R5658833
Barium (Ba)-Total	0.0151		0.010	mg/L		26-NOV-21	R5658833
Beryllium (Be)-Total	<0.0000001	<W	0.0010	mg/L		26-NOV-21	R5658833
Bismuth (Bi)-Total	<0.00001	<W	0.0010	mg/L		26-NOV-21	R5658833
Boron (B)-Total	0.0085	<DL	0.050	mg/L		26-NOV-21	R5658833
Cadmium (Cd)-Total	0.000005	<DL	0.000017	mg/L		26-NOV-21	R5658833
Calcium (Ca)-Total	28.7		0.20	mg/L		26-NOV-21	R5658833
Cesium (Cs)-Total	0.0000080	<DL	0.000010	mg/L		26-NOV-21	R5658833
Chromium (Cr)-Total	0.00028	<DL	0.0010	mg/L		26-NOV-21	R5658833
Cobalt (Co)-Total	0.000110	<DL	0.00050	mg/L		26-NOV-21	R5658833
Copper (Cu)-Total	0.00074	<DL	0.0010	mg/L		26-NOV-21	R5658833
Iron (Fe)-Total	0.201		0.020	mg/L		26-NOV-21	R5658833
Lead (Pb)-Total	0.00004	<DL	0.000050	mg/L		26-NOV-21	R5658833
Lithium (Li)-Total	0.0034	<DL	0.050	mg/L		26-NOV-21	R5658833
Magnesium (Mg)-Total	12.0		0.020	mg/L		26-NOV-21	R5658833
Manganese (Mn)-Total	0.0084		0.0010	mg/L		26-NOV-21	R5658833
Mercury (Hg)-Total	<0.000005	<W	0.000030	mg/L		16-NOV-21	R5650040
Molybdenum (Mo)-Total	0.000535	<DL	0.0010	mg/L		26-NOV-21	R5658833
Nickel (Ni)-Total	0.00076	<DL	0.0020	mg/L		26-NOV-21	R5658833
Phosphorus (P)-Total	<0.005	<W	0.050	mg/L		26-NOV-21	R5658833
Potassium (K)-Total	1.36		0.50	mg/L		26-NOV-21	R5658833
Rubidium (Rb)-Total	0.00167		0.00020	mg/L		26-NOV-21	R5658833
Selenium (Se)-Total	0.000135	<T	0.000050	mg/L		26-NOV-21	R5658833
Silicon (Si)-Total	2.69		0.10	mg/L		26-NOV-21	R5658833
Silver (Ag)-Total	<0.000001	<W	0.00010	mg/L		26-NOV-21	R5658833
Sodium (Na)-Total	1.79		0.10	mg/L		26-NOV-21	R5658833
Strontium (Sr)-Total	0.0628		0.0010	mg/L		26-NOV-21	R5658833
Sulfur (S)-Total	1.2		0.50	mg/L		26-NOV-21	R5658833
Tellurium (Te)-Total	<0.00002	<W	0.0010	mg/L		26-NOV-21	R5658833
Thallium (Tl)-Total	<0.000005	<W	0.00030	mg/L		26-NOV-21	R5658833
Thorium (Th)-Total	0.00001	<DL	0.00010	mg/L		26-NOV-21	R5658833
Tin (Sn)-Total	<0.00001	<W	0.0010	mg/L		26-NOV-21	R5658833

* Refer to Referenced Information for Qualifiers (if any) and Methodology.

ALS ENVIRONMENTAL ANALYTICAL REPORT

Sample Details/Parameters	Result	Qualifier*	D.L.	Units	Extracted	Analyzed	Batch
L2661596-17 SW28A_SW_20211109 Sampled By: Client on 09-NOV-21 @ 09:55 Matrix: SW							
Total Metals							
Titanium (Ti)-Total	0.00181	<DL	0.0020	mg/L		26-NOV-21	R5658833
Tungsten (W)-Total	<0.00001	<W	0.010	mg/L		26-NOV-21	R5658833
Uranium (U)-Total	0.000531	<DL	0.0050	mg/L		26-NOV-21	R5658833
Vanadium (V)-Total	0.00055	<DL	0.0010	mg/L		26-NOV-21	R5658833
Zinc (Zn)-Total	0.0010	<DL	0.0030	mg/L		26-NOV-21	R5658833
Zirconium (Zr)-Total	0.000172	<DL	0.0010	mg/L		26-NOV-21	R5658833
Dissolved Metals							
Dissolved Metals Filtration Location	LAB					25-NOV-21	R5657740
Aluminum (Al)-Dissolved	0.0112	<T	0.0050	mg/L		25-NOV-21	R5657754
Antimony (Sb)-Dissolved	0.000050	<DL	0.00060	mg/L		25-NOV-21	R5657754
Arsenic (As)-Dissolved	0.000833	<DL	0.0010	mg/L		25-NOV-21	R5657754
Barium (Ba)-Dissolved	0.0137		0.010	mg/L		25-NOV-21	R5657754
Beryllium (Be)-Dissolved	<0.000002	<W	0.0010	mg/L		25-NOV-21	R5657754
Bismuth (Bi)-Dissolved	<0.000002	<W	0.0010	mg/L		25-NOV-21	R5657754
Boron (B)-Dissolved	0.0075	<DL	0.050	mg/L		25-NOV-21	R5657754
Cadmium (Cd)-Dissolved	0.0000040	<DL	0.000017	mg/L		25-NOV-21	R5657754
Calcium (Ca)-Dissolved	28.6		0.20	mg/L		25-NOV-21	R5657754
Cesium (Cs)-Dissolved	<0.0000005	<W	0.000010	mg/L		25-NOV-21	R5657754
Chromium (Cr)-Dissolved	0.00004	<DL	0.0010	mg/L		25-NOV-21	R5657754
Cobalt (Co)-Dissolved	0.000060	<DL	0.00050	mg/L		25-NOV-21	R5657754
Copper (Cu)-Dissolved	0.00064	<DL	0.0010	mg/L		25-NOV-21	R5657754
Iron (Fe)-Dissolved	0.104		0.020	mg/L		25-NOV-21	R5657754
Lead (Pb)-Dissolved	0.00001	<DL	0.000050	mg/L		25-NOV-21	R5657754
Lithium (Li)-Dissolved	0.0034	<DL	0.050	mg/L		25-NOV-21	R5657754
Magnesium (Mg)-Dissolved	12.4		0.020	mg/L		25-NOV-21	R5657754
Manganese (Mn)-Dissolved	0.00038	<DL	0.0010	mg/L		25-NOV-21	R5657754
Mercury (Hg)-Dissolved	<0.000005	<W	0.000030	mg/L		16-NOV-21	R5650042
Molybdenum (Mo)-Dissolved	0.000480	<DL	0.0010	mg/L		25-NOV-21	R5657754
Nickel (Ni)-Dissolved	0.00082	<DL	0.0020	mg/L		25-NOV-21	R5657754
Phosphorus (P)-Dissolved	<0.005	<W	0.050	mg/L		25-NOV-21	R5657754
Potassium (K)-Dissolved	1.32		0.50	mg/L		25-NOV-21	R5657754
Rubidium (Rb)-Dissolved	0.00141		0.00020	mg/L		25-NOV-21	R5657754
Selenium (Se)-Dissolved	0.000110	<T	0.000050	mg/L		25-NOV-21	R5657754
Silicon (Si)-Dissolved	2.43		0.050	mg/L		25-NOV-21	R5657754
Silver (Ag)-Dissolved	0.0000010	<DL	0.00010	mg/L		25-NOV-21	R5657754
Sodium (Na)-Dissolved	1.75		0.10	mg/L		25-NOV-21	R5657754
Strontium (Sr)-Dissolved	0.0633		0.0010	mg/L		25-NOV-21	R5657754
Sulfur (S)-Dissolved	0.8		0.50	mg/L		25-NOV-21	R5657754
Tellurium (Te)-Dissolved	<0.00001	<W	0.0010	mg/L		25-NOV-21	R5657754
Thallium (Tl)-Dissolved	<0.000002	<W	0.00030	mg/L		25-NOV-21	R5657754
Thorium (Th)-Dissolved	0.00002	<DL	0.00010	mg/L		25-NOV-21	R5657754

* Refer to Referenced Information for Qualifiers (if any) and Methodology.

ALS ENVIRONMENTAL ANALYTICAL REPORT

Sample Details/Parameters	Result	Qualifier*	D.L.	Units	Extracted	Analyzed	Batch
L2661596-17 SW28A_SW_20211109 Sampled By: Client on 09-NOV-21 @ 09:55 Matrix: SW							
Dissolved Metals							
Tin (Sn)-Dissolved	<0.000005	<W	0.0010	mg/L		25-NOV-21	R5657754
Titanium (Ti)-Dissolved	0.00056	<DL	0.0020	mg/L		25-NOV-21	R5657754
Tungsten (W)-Dissolved	0.000004	<DL	0.010	mg/L		25-NOV-21	R5657754
Uranium (U)-Dissolved	0.000542	<DL	0.0050	mg/L		25-NOV-21	R5657754
Vanadium (V)-Dissolved	0.00036	<DL	0.0010	mg/L		25-NOV-21	R5657754
Zinc (Zn)-Dissolved	0.0004	<DL	0.0030	mg/L		25-NOV-21	R5657754
Zirconium (Zr)-Dissolved	0.000186	<DL	0.0010	mg/L		25-NOV-21	R5657754
Aggregate Organics							
Biochemical Oxygen Demand	<2.0		2.0	mg/L		11-NOV-21	R5651476
Chemical Oxygen Demand	73		10	mg/L	15-NOV-21	16-NOV-21	R5650165
Oil and Grease, Total	<0.2	<W	1.0	mg/L	15-NOV-21	15-NOV-21	R5648988
L2661596-18 SW29_SW_20211109 Sampled By: Client on 09-NOV-21 @ 15:30 Matrix: SW							
Field Tests							
Dissolved Oxygen, Client Supplied	7.91		0	mg/L		11-NOV-21	R5642403
pH, Client Supplied	7.03		0.10	pH		11-NOV-21	R5642403
Temperature, Client Supplied	4.4		0	Degree C		11-NOV-21	R5642403
Physical Tests							
Color, True	272		2.0	CU		13-NOV-21	R5645658
Conductivity (EC)	151		1.0	uS/cm		13-NOV-21	R5647940
Hardness (as CaCO3)	92.3		0.51	mg/L		29-NOV-21	
pH	7.29		0.10	pH		13-NOV-21	R5647940
Total Suspended Solids	<0.5	<W	3.0	mg/L		16-NOV-21	R5652617
Total Dissolved Solids	150		13	mg/L		16-NOV-21	R5652627
Turbidity	1.10		0.10	NTU		11-NOV-21	R5643939
Anions and Nutrients							
Acidity (as CaCO3)	1.8	<DL	2.0	mg/L		15-NOV-21	R5649516
Alkalinity, Total (as CaCO3)	63.6		2.0	mg/L		13-NOV-21	R5647940
Ammonia, Total (as N)	0.022	<T	0.0050	mg/L		15-NOV-21	R5649268
Ammonia, Un-ionized (as N)	<0.001	<W	0.010	mg/L		16-NOV-21	
Chloride (Cl)	0.89		0.10	mg/L	12-NOV-21	13-NOV-21	R5647276
Fluoride (F)	0.037		0.020	mg/L	12-NOV-21	13-NOV-21	R5647276
Nitrate (as N)	0.082	<T	0.020	mg/L		13-NOV-21	R5647276
Nitrite (as N)	<0.001	<W	0.010	mg/L		13-NOV-21	R5647276
Total Kjeldahl Nitrogen	1.54		0.050	mg/L	15-NOV-21	16-NOV-21	R5651499
Orthophosphate-Dissolved (as P)	<0.0030		0.0030	mg/L	12-NOV-21	13-NOV-21	R5645901
Sulfate (SO4)	11.0		0.30	mg/L		13-NOV-21	R5647276
Cyanides							
Cyanide, Weak Acid Diss	0.0006	<DL	0.0020	mg/L		16-NOV-21	R5649748
Cyanide, Total	0.0010	<DL	0.0020	mg/L		16-NOV-21	R5649748
Cyanide, Free	0.0014	<DL	0.0020	mg/L		16-NOV-21	R5649748

* Refer to Referenced Information for Qualifiers (if any) and Methodology.

ALS ENVIRONMENTAL ANALYTICAL REPORT

Sample Details/Parameters	Result	Qualifier*	D.L.	Units	Extracted	Analyzed	Batch
L2661596-18 SW29_SW_20211109 Sampled By: Client on 09-NOV-21 @ 15:30 Matrix: SW							
Cyanides							
Organic / Inorganic Carbon							
Dissolved Organic Carbon	52.3		0.50	mg/L	12-NOV-21	17-NOV-21	R5653564
Total Organic Carbon	54.6		0.50	mg/L		17-NOV-21	R5653544
Total Metals							
Aluminum (Al)-Total	0.115		0.0050	mg/L		26-NOV-21	R5658833
Antimony (Sb)-Total	0.000050	<DL	0.00060	mg/L		26-NOV-21	R5658833
Arsenic (As)-Total	0.00108	<T	0.0010	mg/L		26-NOV-21	R5658833
Barium (Ba)-Total	0.0127		0.010	mg/L		26-NOV-21	R5658833
Beryllium (Be)-Total	<0.0000001	<W	0.0010	mg/L		26-NOV-21	R5658833
Bismuth (Bi)-Total	<0.00001	<W	0.0010	mg/L		26-NOV-21	R5658833
Boron (B)-Total	0.0100	<DL	0.050	mg/L		26-NOV-21	R5658833
Cadmium (Cd)-Total	0.000006	<DL	0.000017	mg/L		26-NOV-21	R5658833
Calcium (Ca)-Total	21.3		0.20	mg/L		26-NOV-21	R5658833
Cesium (Cs)-Total	0.0000020	<DL	0.000010	mg/L		26-NOV-21	R5658833
Chromium (Cr)-Total	0.00030	<DL	0.0010	mg/L		26-NOV-21	R5658833
Cobalt (Co)-Total	0.000105	<DL	0.00050	mg/L		26-NOV-21	R5658833
Copper (Cu)-Total	0.00042	<DL	0.0010	mg/L		26-NOV-21	R5658833
Iron (Fe)-Total	0.340		0.020	mg/L		26-NOV-21	R5658833
Lead (Pb)-Total	0.00009	<T	0.000050	mg/L		26-NOV-21	R5658833
Lithium (Li)-Total	0.0042	<DL	0.050	mg/L		26-NOV-21	R5658833
Magnesium (Mg)-Total	9.52		0.020	mg/L		26-NOV-21	R5658833
Manganese (Mn)-Total	0.0112		0.0010	mg/L		26-NOV-21	R5658833
Mercury (Hg)-Total	<0.000005	<W	0.000030	mg/L		16-NOV-21	R5650040
Molybdenum (Mo)-Total	0.000135	<DL	0.0010	mg/L		26-NOV-21	R5658833
Nickel (Ni)-Total	0.00080	<DL	0.0020	mg/L		26-NOV-21	R5658833
Phosphorus (P)-Total	0.005	<DL	0.050	mg/L		26-NOV-21	R5658833
Potassium (K)-Total	0.83		0.50	mg/L		26-NOV-21	R5658833
Rubidium (Rb)-Total	0.00163		0.00020	mg/L		26-NOV-21	R5658833
Selenium (Se)-Total	0.000150	<T	0.000050	mg/L		26-NOV-21	R5658833
Silicon (Si)-Total	5.11		0.10	mg/L		26-NOV-21	R5658833
Silver (Ag)-Total	<0.000001	<W	0.00010	mg/L		26-NOV-21	R5658833
Sodium (Na)-Total	2.19		0.10	mg/L		26-NOV-21	R5658833
Strontium (Sr)-Total	0.0475		0.0010	mg/L		26-NOV-21	R5658833
Sulfur (S)-Total	4.2		0.50	mg/L		26-NOV-21	R5658833
Tellurium (Te)-Total	<0.00002	<W	0.0010	mg/L		26-NOV-21	R5658833
Thallium (Tl)-Total	<0.000005	<W	0.00030	mg/L		26-NOV-21	R5658833
Thorium (Th)-Total	0.00002	<DL	0.00010	mg/L		26-NOV-21	R5658833
Tin (Sn)-Total	0.00001	<DL	0.0010	mg/L		26-NOV-21	R5658833
Titanium (Ti)-Total	0.00210		0.0020	mg/L		26-NOV-21	R5658833
Tungsten (W)-Total	<0.00001	<W	0.010	mg/L		26-NOV-21	R5658833
Uranium (U)-Total	0.0000640	<DL	0.0050	mg/L		26-NOV-21	R5658833

* Refer to Referenced Information for Qualifiers (if any) and Methodology.

ALS ENVIRONMENTAL ANALYTICAL REPORT

Sample Details/Parameters	Result	Qualifier*	D.L.	Units	Extracted	Analyzed	Batch
L2661596-18 SW29_SW_20211109 Sampled By: Client on 09-NOV-21 @ 15:30 Matrix: SW							
Total Metals							
Vanadium (V)-Total	0.00060	<DL	0.0010	mg/L		26-NOV-21	R5658833
Zinc (Zn)-Total	0.0020	<DL	0.0030	mg/L		26-NOV-21	R5658833
Zirconium (Zr)-Total	0.000206	<DL	0.0010	mg/L		26-NOV-21	R5658833
Dissolved Metals							
Dissolved Metals Filtration Location	LAB					25-NOV-21	R5657740
Aluminum (Al)-Dissolved	0.0948		0.0050	mg/L		25-NOV-21	R5657754
Antimony (Sb)-Dissolved	0.000055	<DL	0.00060	mg/L		25-NOV-21	R5657754
Arsenic (As)-Dissolved	0.000991	<DL	0.0010	mg/L		25-NOV-21	R5657754
Barium (Ba)-Dissolved	0.0112		0.010	mg/L		25-NOV-21	R5657754
Beryllium (Be)-Dissolved	<0.000002	<W	0.0010	mg/L		25-NOV-21	R5657754
Bismuth (Bi)-Dissolved	0.000002	<DL	0.0010	mg/L		25-NOV-21	R5657754
Boron (B)-Dissolved	0.0085	<DL	0.050	mg/L		25-NOV-21	R5657754
Cadmium (Cd)-Dissolved	0.0000030	<DL	0.000017	mg/L		25-NOV-21	R5657754
Calcium (Ca)-Dissolved	20.7		0.20	mg/L		25-NOV-21	R5657754
Cesium (Cs)-Dissolved	<0.0000005	<W	0.000010	mg/L		25-NOV-21	R5657754
Chromium (Cr)-Dissolved	0.00017	<DL	0.0010	mg/L		25-NOV-21	R5657754
Cobalt (Co)-Dissolved	0.000054	<DL	0.00050	mg/L		25-NOV-21	R5657754
Copper (Cu)-Dissolved	0.00036	<DL	0.0010	mg/L		25-NOV-21	R5657754
Iron (Fe)-Dissolved	0.274		0.020	mg/L		25-NOV-21	R5657754
Lead (Pb)-Dissolved	0.00005	<T	0.000050	mg/L		25-NOV-21	R5657754
Lithium (Li)-Dissolved	0.0042	<DL	0.050	mg/L		25-NOV-21	R5657754
Magnesium (Mg)-Dissolved	9.85		0.020	mg/L		25-NOV-21	R5657754
Manganese (Mn)-Dissolved	0.00048	<DL	0.0010	mg/L		25-NOV-21	R5657754
Mercury (Hg)-Dissolved	<0.000005	<W	0.000030	mg/L		16-NOV-21	R5650042
Molybdenum (Mo)-Dissolved	0.000132	<DL	0.0010	mg/L		25-NOV-21	R5657754
Nickel (Ni)-Dissolved	0.00088	<DL	0.0020	mg/L		25-NOV-21	R5657754
Phosphorus (P)-Dissolved	<0.005	<W	0.050	mg/L		25-NOV-21	R5657754
Potassium (K)-Dissolved	0.80		0.50	mg/L		25-NOV-21	R5657754
Rubidium (Rb)-Dissolved	0.00153		0.00020	mg/L		25-NOV-21	R5657754
Selenium (Se)-Dissolved	0.000130	<T	0.000050	mg/L		25-NOV-21	R5657754
Silicon (Si)-Dissolved	4.86		0.050	mg/L		25-NOV-21	R5657754
Silver (Ag)-Dissolved	<0.0000005	<W	0.00010	mg/L		25-NOV-21	R5657754
Sodium (Na)-Dissolved	2.06		0.10	mg/L		25-NOV-21	R5657754
Strontium (Sr)-Dissolved	0.0465		0.0010	mg/L		25-NOV-21	R5657754
Sulfur (S)-Dissolved	4.2		0.50	mg/L		25-NOV-21	R5657754
Tellurium (Te)-Dissolved	<0.00001	<W	0.0010	mg/L		25-NOV-21	R5657754
Thallium (Tl)-Dissolved	0.000004	<DL	0.00030	mg/L		25-NOV-21	R5657754
Thorium (Th)-Dissolved	0.00003	<DL	0.00010	mg/L		25-NOV-21	R5657754
Tin (Sn)-Dissolved	<0.000005	<W	0.0010	mg/L		25-NOV-21	R5657754
Titanium (Ti)-Dissolved	0.00176	<DL	0.0020	mg/L		25-NOV-21	R5657754
Tungsten (W)-Dissolved	0.000004	<DL	0.010	mg/L		25-NOV-21	R5657754

* Refer to Referenced Information for Qualifiers (if any) and Methodology.

ALS ENVIRONMENTAL ANALYTICAL REPORT

Sample Details/Parameters	Result	Qualifier*	D.L.	Units	Extracted	Analyzed	Batch
L2661596-18 SW29_SW_20211109 Sampled By: Client on 09-NOV-21 @ 15:30 Matrix: SW							
Dissolved Metals							
Uranium (U)-Dissolved	0.0000660	<DL	0.0050	mg/L		25-NOV-21	R5657754
Vanadium (V)-Dissolved	0.00044	<DL	0.0010	mg/L		25-NOV-21	R5657754
Zinc (Zn)-Dissolved	0.0012	<DL	0.0030	mg/L		25-NOV-21	R5657754
Zirconium (Zr)-Dissolved	0.000242	<DL	0.0010	mg/L		25-NOV-21	R5657754
Aggregate Organics							
Biochemical Oxygen Demand	<2.0		2.0	mg/L		12-NOV-21	R5652537
Chemical Oxygen Demand	131		10	mg/L	15-NOV-21	16-NOV-21	R5650165
Oil and Grease, Total	0.2	<DL	1.0	mg/L	15-NOV-21	15-NOV-21	R5648988
L2661596-19 TB_SW_20211109 Sampled By: Client on 09-NOV-21 @ 09:00 Matrix: SW							
Physical Tests							
Color, True	<2.0		2.0	CU		13-NOV-21	R5645658
Conductivity (EC)	0.2	<DL	1.0	uS/cm		13-NOV-21	R5647940
Hardness (as CaCO3)	<0.51		0.51	mg/L		29-NOV-21	
pH	5.12		0.10	pH		13-NOV-21	R5647940
Total Suspended Solids	<0.5	<W	3.0	mg/L		13-NOV-21	R5646327
Total Dissolved Solids	2	<DL	10	mg/L		13-NOV-21	R5646377
Turbidity	<0.10		0.10	NTU		11-NOV-21	R5643939
Anions and Nutrients							
Acidity (as CaCO3)	<0.2	<W	2.0	mg/L		15-NOV-21	R5649516
Alkalinity, Total (as CaCO3)	<0.2	<W	2.0	mg/L		13-NOV-21	R5647940
Ammonia, Total (as N)	<0.002	<W	0.0050	mg/L		15-NOV-21	R5649268
Chloride (Cl)	<0.10		0.10	mg/L	12-NOV-21	13-NOV-21	R5647276
Fluoride (F)	<0.020		0.020	mg/L	12-NOV-21	13-NOV-21	R5647276
Nitrate (as N)	<0.002	<W	0.020	mg/L		13-NOV-21	R5647276
Nitrite (as N)	<0.001	<W	0.010	mg/L		13-NOV-21	R5647276
Total Kjeldahl Nitrogen	<0.050		0.050	mg/L	15-NOV-21	16-NOV-21	R5651499
Orthophosphate-Dissolved (as P)	<0.0030		0.0030	mg/L	13-NOV-21	13-NOV-21	R5645901
Sulfate (SO4)	<0.05	<W	0.30	mg/L		13-NOV-21	R5647276
Cyanides							
Cyanide, Weak Acid Diss	0.0002	<DL	0.0020	mg/L		16-NOV-21	R5649748
Cyanide, Total	0.0004	<DL	0.0020	mg/L		16-NOV-21	R5649748
Cyanide, Free	0.0001	<DL	0.0020	mg/L		16-NOV-21	R5649748
Organic / Inorganic Carbon							
Dissolved Organic Carbon	<0.50		0.50	mg/L	09-NOV-21	17-NOV-21	R5653422
Total Organic Carbon	<0.50		0.50	mg/L		17-NOV-21	R5653544
Total Metals							
Aluminum (Al)-Total	<0.0002	<W	0.0050	mg/L		26-NOV-21	R5658833
Antimony (Sb)-Total	<0.000005	<W	0.00060	mg/L		26-NOV-21	R5658833
Arsenic (As)-Total	<0.00001	<W	0.0010	mg/L		26-NOV-21	R5658833
Barium (Ba)-Total	<0.00001	<W	0.010	mg/L		26-NOV-21	R5658833

* Refer to Referenced Information for Qualifiers (if any) and Methodology.

ALS ENVIRONMENTAL ANALYTICAL REPORT

Sample Details/Parameters	Result	Qualifier*	D.L.	Units	Extracted	Analyzed	Batch
L2661596-19 TB_SW_20211109 Sampled By: Client on 09-NOV-21 @ 09:00 Matrix: SW							
Total Metals							
Beryllium (Be)-Total	<0.0000001	<W	0.0010	mg/L		26-NOV-21	R5658833
Bismuth (Bi)-Total	<0.00001	<W	0.0010	mg/L		26-NOV-21	R5658833
Boron (B)-Total	<0.0005	<W	0.050	mg/L		26-NOV-21	R5658833
Cadmium (Cd)-Total	<0.000001	<W	0.000017	mg/L		26-NOV-21	R5658833
Calcium (Ca)-Total	<0.002	<W	0.20	mg/L		26-NOV-21	R5658833
Cesium (Cs)-Total	<0.0000005	<W	0.000010	mg/L		26-NOV-21	R5658833
Chromium (Cr)-Total	0.00008	<DL	0.0010	mg/L		26-NOV-21	R5658833
Cobalt (Co)-Total	<0.000005	<W	0.00050	mg/L		26-NOV-21	R5658833
Copper (Cu)-Total	<0.00002	<W	0.0010	mg/L		26-NOV-21	R5658833
Iron (Fe)-Total	<0.0005	<W	0.020	mg/L		26-NOV-21	R5658833
Lead (Pb)-Total	<0.00001	<W	0.000050	mg/L		26-NOV-21	R5658833
Lithium (Li)-Total	<0.0002	<W	0.050	mg/L		26-NOV-21	R5658833
Magnesium (Mg)-Total	0.0006	<DL	0.020	mg/L		26-NOV-21	R5658833
Manganese (Mn)-Total	<0.0002	<W	0.0010	mg/L		26-NOV-21	R5658833
Mercury (Hg)-Total	<0.000005	<W	0.000030	mg/L		16-NOV-21	R5650040
Molybdenum (Mo)-Total	<0.000005	<W	0.0010	mg/L		26-NOV-21	R5658833
Nickel (Ni)-Total	<0.00002	<W	0.0020	mg/L		26-NOV-21	R5658833
Phosphorus (P)-Total	<0.005	<W	0.050	mg/L		26-NOV-21	R5658833
Potassium (K)-Total	<0.01	<W	0.50	mg/L		26-NOV-21	R5658833
Rubidium (Rb)-Total	<0.000002	<W	0.00020	mg/L		26-NOV-21	R5658833
Selenium (Se)-Total	0.000005	<DL	0.000050	mg/L		26-NOV-21	R5658833
Silicon (Si)-Total	<0.002	<W	0.10	mg/L		26-NOV-21	R5658833
Silver (Ag)-Total	<0.000001	<W	0.00010	mg/L		26-NOV-21	R5658833
Sodium (Na)-Total	<0.005	<W	0.10	mg/L		26-NOV-21	R5658833
Strontium (Sr)-Total	<0.000005	<W	0.0010	mg/L		26-NOV-21	R5658833
Sulfur (S)-Total	<0.2	<W	0.50	mg/L		26-NOV-21	R5658833
Tellurium (Te)-Total	<0.00002	<W	0.0010	mg/L		26-NOV-21	R5658833
Thallium (Tl)-Total	0.000005	<DL	0.00030	mg/L		26-NOV-21	R5658833
Thorium (Th)-Total	<0.00001	<W	0.00010	mg/L		26-NOV-21	R5658833
Tin (Sn)-Total	0.00001	<DL	0.0010	mg/L		26-NOV-21	R5658833
Titanium (Ti)-Total	<0.00001	<W	0.0020	mg/L		26-NOV-21	R5658833
Tungsten (W)-Total	<0.00001	<W	0.010	mg/L		26-NOV-21	R5658833
Uranium (U)-Total	<0.0000005	<W	0.0050	mg/L		26-NOV-21	R5658833
Vanadium (V)-Total	<0.00005	<W	0.0010	mg/L		26-NOV-21	R5658833
Zinc (Zn)-Total	<0.0005	<W	0.0030	mg/L		26-NOV-21	R5658833
Zirconium (Zr)-Total	<0.000002	<W	0.0010	mg/L		26-NOV-21	R5658833
Dissolved Metals							
Dissolved Metals Filtration Location	FIELD					25-NOV-21	R5657740
Aluminum (Al)-Dissolved	<0.0002	<W	0.0050	mg/L		25-NOV-21	R5657754
Antimony (Sb)-Dissolved	<0.000005	<W	0.00060	mg/L		25-NOV-21	R5657754
Arsenic (As)-Dissolved	<0.0000002	<W	0.0010	mg/L		25-NOV-21	R5657754

* Refer to Referenced Information for Qualifiers (if any) and Methodology.

ALS ENVIRONMENTAL ANALYTICAL REPORT

Sample Details/Parameters	Result	Qualifier*	D.L.	Units	Extracted	Analyzed	Batch
L2661596-19 TB_SW_20211109 Sampled By: Client on 09-NOV-21 @ 09:00 Matrix: SW							
Dissolved Metals							
Barium (Ba)-Dissolved	<0.000005	<W	0.010	mg/L		25-NOV-21	R5657754
Beryllium (Be)-Dissolved	<0.000002	<W	0.0010	mg/L		25-NOV-21	R5657754
Bismuth (Bi)-Dissolved	<0.000002	<W	0.0010	mg/L		25-NOV-21	R5657754
Boron (B)-Dissolved	<0.0005	<W	0.050	mg/L		25-NOV-21	R5657754
Cadmium (Cd)-Dissolved	<0.0000005	<W	0.000017	mg/L		25-NOV-21	R5657754
Calcium (Ca)-Dissolved	<0.002	<W	0.20	mg/L		25-NOV-21	R5657754
Cesium (Cs)-Dissolved	<0.0000005	<W	0.000010	mg/L		25-NOV-21	R5657754
Chromium (Cr)-Dissolved	0.00001	<DL	0.0010	mg/L		25-NOV-21	R5657754
Cobalt (Co)-Dissolved	<0.000002	<W	0.00050	mg/L		25-NOV-21	R5657754
Copper (Cu)-Dissolved	<0.00002	<W	0.0010	mg/L		25-NOV-21	R5657754
Iron (Fe)-Dissolved	<0.0005	<W	0.020	mg/L		25-NOV-21	R5657754
Lead (Pb)-Dissolved	<0.00001	<W	0.000050	mg/L		25-NOV-21	R5657754
Lithium (Li)-Dissolved	<0.0002	<W	0.050	mg/L		25-NOV-21	R5657754
Magnesium (Mg)-Dissolved	<0.0005	<W	0.020	mg/L		25-NOV-21	R5657754
Manganese (Mn)-Dissolved	<0.00002	<W	0.0010	mg/L		25-NOV-21	R5657754
Mercury (Hg)-Dissolved	<0.000005	<W	0.000030	mg/L		16-NOV-21	R5650042
Molybdenum (Mo)-Dissolved	<0.000002	<W	0.0010	mg/L		25-NOV-21	R5657754
Nickel (Ni)-Dissolved	<0.00002	<W	0.0020	mg/L		25-NOV-21	R5657754
Phosphorus (P)-Dissolved	<0.005	<W	0.050	mg/L		25-NOV-21	R5657754
Potassium (K)-Dissolved	<0.01	<W	0.50	mg/L		25-NOV-21	R5657754
Rubidium (Rb)-Dissolved	<0.000002	<W	0.00020	mg/L		25-NOV-21	R5657754
Selenium (Se)-Dissolved	<0.000005	<W	0.000050	mg/L		25-NOV-21	R5657754
Silicon (Si)-Dissolved	<0.005	<W	0.050	mg/L		25-NOV-21	R5657754
Silver (Ag)-Dissolved	<0.0000005	<W	0.00010	mg/L		25-NOV-21	R5657754
Sodium (Na)-Dissolved	<0.005	<W	0.10	mg/L		25-NOV-21	R5657754
Strontium (Sr)-Dissolved	<0.00002	<W	0.0010	mg/L		25-NOV-21	R5657754
Sulfur (S)-Dissolved	<0.2	<W	0.50	mg/L		25-NOV-21	R5657754
Tellurium (Te)-Dissolved	<0.00001	<W	0.0010	mg/L		25-NOV-21	R5657754
Thallium (Tl)-Dissolved	<0.000002	<W	0.00030	mg/L		25-NOV-21	R5657754
Thorium (Th)-Dissolved	<0.00001	<W	0.00010	mg/L		25-NOV-21	R5657754
Tin (Sn)-Dissolved	0.000005	<DL	0.0010	mg/L		25-NOV-21	R5657754
Titanium (Ti)-Dissolved	<0.00002	<W	0.0020	mg/L		25-NOV-21	R5657754
Tungsten (W)-Dissolved	<0.000002	<W	0.010	mg/L		25-NOV-21	R5657754
Uranium (U)-Dissolved	<0.0000005	<W	0.0050	mg/L		25-NOV-21	R5657754
Vanadium (V)-Dissolved	0.00004	<DL	0.0010	mg/L		25-NOV-21	R5657754
Zinc (Zn)-Dissolved	<0.0002	<W	0.0030	mg/L		25-NOV-21	R5657754
Zirconium (Zr)-Dissolved	<0.000002	<W	0.0010	mg/L		25-NOV-21	R5657754
Aggregate Organics							
Biochemical Oxygen Demand	<2.0		2.0	mg/L		11-NOV-21	R5651476
Chemical Oxygen Demand	<10		10	mg/L	15-NOV-21	16-NOV-21	R5650165
Oil and Grease, Total	<0.2	<W	1.0	mg/L	15-NOV-21	15-NOV-21	R5648988

* Refer to Referenced Information for Qualifiers (if any) and Methodology.

Reference Information

QC Samples with Qualifiers & Comments:

QC Type Description	Parameter	Qualifier	Applies to Sample Number(s)
Method Blank	Ammonia, Total (as N)	MB-LOR	L2661596-1, -2, -3, -4, -5, -6
Matrix Spike	Chemical Oxygen Demand	MS-B	L2661596-1, -2, -3, -4, -5, -6
Matrix Spike	Calcium (Ca)-Dissolved	MS-B	L2661596-1, -10, -11, -12, -13, -14, -15, -16, -17, -18, -19, -2, -3, -4, -5, -6, -7, -8, -9
Matrix Spike	Magnesium (Mg)-Dissolved	MS-B	L2661596-1, -10, -11, -12, -13, -14, -15, -16, -17, -18, -19, -2, -3, -4, -5, -6, -7, -8, -9
Matrix Spike	Sodium (Na)-Dissolved	MS-B	L2661596-1, -10, -11, -12, -13, -14, -15, -16, -17, -18, -19, -2, -3, -4, -5, -6, -7, -8, -9
Matrix Spike	Strontium (Sr)-Dissolved	MS-B	L2661596-1, -10, -11, -12, -13, -14, -15, -16, -17, -18, -19, -2, -3, -4, -5, -6, -7, -8, -9
Matrix Spike	Total Organic Carbon	MS-B	L2661596-10, -11, -12, -13, -14, -15, -16, -17, -18, -19, -3, -4, -5, -6, -7, -8, -9

Sample Parameter Qualifier key listed:

Qualifier	Description
<DL	Recorded value = measured amount <LMDL (non-zero)
<T	A Measurable Trace Amount: Interpret With Caution
<W	No Measurable Response (Zero): < Reported Value
DLM	Detection Limit Adjusted due to sample matrix effects (e.g. chemical interference, colour, turbidity).
MB-LOR	Method Blank exceeds ALS DQO. Limits of Reporting have been adjusted for samples with positive hits below 5x blank level.
MS-B	Matrix Spike recovery could not be accurately calculated due to high analyte background in sample.

Test Method References:

ALS Test Code	Matrix	Test Description	Method Reference**
ACY-MISA-TB	Effluent	Acidity (as CaCO3)	APHA 2310 B-POTENTIOMETRIC TITRATION
Aqueous matrices are analyzed by potentiometry. Acidity reported includes acidity caused by hydrolyzable metals present in the sample.			
ALK-MISA-TB	Effluent	Alkalinity, Total (as CaCO3)	APHA 2320 B-Auto-Pot. Titration
This analysis is carried out using procedures adapted from APHA Method 2320 "Alkalinity". Total alkalinity is determined by potentiometric titration to a pH 4.5 endpoint. Bicarbonate, carbonate and hydroxide alkalinity are calculated from phenolphthalein alkalinity and total alkalinity values.			
BOD-TB	Water	Biochemical Oxygen Demand (BOD)	APHA 5210 B- BIOCHEMICAL OXYGEN DEMAND
All forms of biochemical oxygen demand (BOD) are determined by diluting and incubating a sample for a specified time period, and measuring the oxygen depletion using a dissolved oxygen meter. Dissolved BOD (SOLUBLE) is determined by filtering the sample through a glass fibre filter prior to dilution. Carbonaceous BOD (CBOD) is determined by adding a nitrification inhibitor to the diluted sample prior to incubation.			
CL-L-IC-N-TB	Water	Chloride in Water by IC (Low Level)	EPA 300.1 (mod)
Inorganic anions are analyzed by Ion Chromatography with conductivity and/or UV detection.			
CN-FREE-MISA-CFA-WT	Effluent	Free Cyanide by Continuous Flow Analyzer	ASTM D7237-10 (modified)
This analysis is carried out using procedures adapted from ASTM Method 7237 "Free Cyanide with Flow Injection Analysis (FIA) Utilizing Gas Diffusion Separation and Amperometric Detection". Free cyanide is determined by in-line gas diffusion at pH 6 with final determination by colourimetric analysis.			
CN-T-MISA-CFA-WT	Effluent	Total Cyanide by CFA	ISO 14403-2:2012 (modified)
This analysis is carried out using procedures adapted from ISO Method 14403:2002 "Determination of Total Cyanide using Flow Analysis (FIA and CFA)". Total or strong acid dissociable (SAD) cyanide is determined by in-line UV digestion along with sample distillation and final determination by colourimetric analysis. Method Limitation: This method is susceptible to interference from thiocyanate (SCN). If SCN is present in the sample, there could be a positive interference with this method, but it would be less than 1% and could be as low as zero.			
CN-WAD-MISA-CFA-WT	Effluent	Weak Acid Dissociable Cyanide by CFA	APHA 4500-CN CYANIDE (modified)
This analysis is carried out using procedures adapted from APHA Method 4500-CN I. "Weak Acid Dissociable Cyanide". Weak Acid Dissociable (WAD) cyanide is determined by in-line sample distillation with final determination by colourimetric analysis.			
COD-TB	Water	Chemical Oxygen Demand	APHA 5220D
This analysis is carried out using procedures adapted from APHA Method 5220 "Chemical Oxygen Demand (COD)". Chemical oxygen demand is determined using the closed reflux colourimetric method.			
COLOUR-TB	Water	Colour, True	APHA 2120 C
True Colour in aqueous matrices is analyzed using colourimetric detection. This is determined by filtering a sample through a 0.45 micron membrane filter followed by analysis of the filtrate using a platinum-cobalt standard.			
		Dissolved Oxygen, Client Supplied	Result supplied by Client

Reference Information

DO-CLIENT-TB	Water		
DOC-WT	Effluent	Dissolved Organic Carbon for MISA	APHA 5310 B-Instrumental
EC-MISA-TB	Effluent	Conductivity (EC)	APHA 2510 B-ELECTRODE

This analysis is carried out using procedures adapted from APHA Method 2510 "Conductivity". Conductivity is determined using a conductivity electrode.

F-IC-N-TB	Water	Fluoride in Water by IC	EPA 300.1 (mod)

Inorganic anions are analyzed by Ion Chromatography with conductivity and/or UV detection.

HARDNESS-CALC-TB	Effluent	Hardness (as CaCO3)	CALCULATION
HG-DIS-WT	Effluent	Mercury (Hg)-Dissolved for MISA	SW846 7470A
HG-TOT-WT	Effluent	Mercury (Hg)-Total for MISA	SW846 7470A
MET-D-MISA-TB	Effluent	Dissolved Metals in Water (MISA)	APHA 3030B/6020B (mod)

Water samples are filtered (0.45 um), preserved with nitric acid, and analyzed by CRC ICPMS.

Method Limitation (re: Sulfur): Sulfide and volatile sulfur species may not be recovered by this method.

MET-T-MISA-TB	Effluent	Total Metals in Water (MISA)	EPA 200.2/6020B (mod)

Water samples are digested with nitric and hydrochloric acids, and analyzed by CRC ICPMS.

Method Limitation (re: Sulfur): Sulfide and volatile sulfur species may not be recovered by this method.

NH3-MISA-F-TB	Effluent	Ammonia by Discrete Analyzer	catnr 157/158 062217/99321057 (modified)

Ammonia is determined by Flow-injection analysis with fluorescence detection

NH3-UNION-CALC-TB	Effluent	Un-ionized ammonia	Calculation
NO2-MISA-IC-TB	Effluent	Nitrite in Water by IC	EPA 300.1 (mod)

Anions in aqueous matrices are analyzed using ion chromatography with conductivity and/or UV absorbance detectors.

NO3-MISA-IC-TB	Effluent	Nitrate in Water by IC	EPA 300.1 (mod)

Anions in aqueous matrices are analyzed using ion chromatography with conductivity and/or UV absorbance detectors.

OGG-TOT-WT	Effluent	Oil and Grease, Total for MISA	APHA 5520 B-Hexane Gravimetric
PH-CLIENT-TB	Water	pH	Result supplied by Client
PH-MISA-TB	Effluent	pH	APHA 4500-H-ELECTRODE

This analysis is carried out using procedures adapted from APHA Method 4500-H "pH Value". The pH is determined in the laboratory using a pH electrode

PO4-DO-COL-TB	Water	Dissolved Orthophosphate	APHA 4500-P B, F, G (modified)

Phosphorus in aqueous matrices is analyzed using discrete Analyzer with colourimetric detection.

SO4-MISA-IC-TB	Effluent	Sulfate in Water by IC	EPA 300.1 (mod)

Anions in aqueous matrices are analyzed using ion chromatography with conductivity and/or UV absorbance detectors.

TDS-MISA-TB	Effluent	Total Dissolved Solids	APHA 2540 C (modified)

Aqueous matrices are analyzed using gravimetry and evaporation

TEMP-CLIENT-TB	Water	Temperature	Result supplied by Client

Reference Information

TKN-F-TB	Water	TKN in Water by Fluorescence	catnr 157/158, 062818/99334821

Total Kjeldahl Nitrogen is determined using block digestion followed by Flow-injection analysis with fluorescence detection

TOC-WT	Water	Total Organic Carbon	APHA 5310B

Sample is injected into a heated reaction chamber which is packed with an oxidative catalyst. The water is vaporized and the organic cabon is oxidized to carbon dioxide. The carbon dioxide is transported in a carrier gas and is measured by a non-dispersive infrared detector.

TSS-MISA-TB	Effluent	Total Suspended Solids	APHA 2540 D (modified)

Aqueous matrices are analyzed using gravimetry

TURBIDITY-TB	Water	Turbidity	APHA 2130 B-Nephelometer

Aqueous matrices are analyzed using nephelometry with the light scatter measured at a 90” angle.

** ALS test methods may incorporate modifications from specified reference methods to improve performance.

The last two letters of the above test code(s) indicate the laboratory that performed analytical analysis for that test. Refer to the list below:

Laboratory Definition Code	Laboratory Location
TB	ALS ENVIRONMENTAL - THUNDER BAY, ONTARIO, CANADA
WT	ALS ENVIRONMENTAL - WATERLOO, ONTARIO, CANADA

Chain of Custody Numbers:

GLOSSARY OF REPORT TERMS

Surrogates are compounds that are similar in behaviour to target analyte(s), but that do not normally occur in environmental samples. For applicable tests, surrogates are added to samples prior to analysis as a check on recovery. In reports that display the D.L. column, laboratory objectives for surrogates are listed there.
mg/kg - milligrams per kilogram based on dry weight of sample
mg/kg wwt - milligrams per kilogram based on wet weight of sample
mg/kg lwt - milligrams per kilogram based on lipid weight of sample
mg/L - unit of concentration based on volume, parts per million.
< - Less than.
D.L. - The reporting limit.
N/A - Result not available. Refer to qualifier code and definition for explanation.

Test results reported relate only to the samples as received by the laboratory.
UNLESS OTHERWISE STATED, ALL SAMPLES WERE RECEIVED IN ACCEPTABLE CONDITION.
Analytical results in unsigned test reports with the DRAFT watermark are subject to change, pending final QC review.

Quality Control Report

Workorder: L2661596 Report Date: 23-DEC-21

Client: New Gold Inc. Rainy River Project
24 Marr Rd
Barwick ON P0W 1A0
Contact: Garnet Cornell

Test	Matrix	Reference	Result	Qualifier	Units	RPD	Limit	Analyzed
BOD-TB	**Water**							
Batch R5651476								
WG3656538-6 LCS								
Biochemical Oxygen Demand			92.0		%		85-115	11-NOV-21
WG3656538-5 MB								
Biochemical Oxygen Demand			<2.0		mg/L		2	11-NOV-21
Batch R5652537								
WG3657094-3 DUP		**L2661596-18**						
Biochemical Oxygen Demand		<2.0	<2.0	RPD-NA	mg/L	N/A	30	12-NOV-21
WG3657094-2 LCS								
Biochemical Oxygen Demand			86.1		%		85-115	12-NOV-21
WG3657094-1 MB								
Biochemical Oxygen Demand			<2.0		mg/L		2	12-NOV-21
CL-L-IC-N-TB	**Water**							
Batch R5647276								
WG3657484-3 DUP		**L2661596-10**						
Chloride (Cl)		11.5	11.9		mg/L	3.3	20	13-NOV-21
WG3657475-18 LCS								
Chloride (Cl)			99.3		%		90-110	13-NOV-21
WG3657484-2 LCS								
Chloride (Cl)			99.2		%		90-110	13-NOV-21
WG3657475-17 MB								
Chloride (Cl)			<0.10		mg/L		0.1	13-NOV-21
WG3657484-1 MB								
Chloride (Cl)			<0.10		mg/L		0.1	13-NOV-21
WG3657484-4 MS		**L2661596-11**						
Chloride (Cl)			99.3		%		75-125	13-NOV-21
COD-TB	**Water**							
Batch R5650165								
WG3658256-3 DUP		**L2661596-7**						
Chemical Oxygen Demand		32	34		mg/L	6.3	20	16-NOV-21
WG3658256-2 LCS								
Chemical Oxygen Demand			102.6		%		85-115	16-NOV-21
WG3658256-1 MB								
Chemical Oxygen Demand			<10		mg/L		10	16-NOV-21
WG3658256-4 MS		**L2661596-8**						
Chemical Oxygen Demand			107.7		%		75-125	16-NOV-21

Quality Control Report

Client: New Gold Inc. Rainy River Project
24 Marr Rd
Barwick ON P0W 1A0
Contact: Garnet Cornell

Test	Matrix	Reference	Result	Qualifier	Units	RPD	Limit	Analyzed
COD-TB	**Water**							
Batch R5650396								
WG3656756-3 DUP		**L2661332-1**						
Chemical Oxygen Demand		162	167		mg/L	3.2	20	16-NOV-21
WG3656756-2 LCS								
Chemical Oxygen Demand			102.9		%		85-115	16-NOV-21
WG3656756-1 MB								
Chemical Oxygen Demand			<10		mg/L		10	16-NOV-21
WG3656756-4 MS		**L2661332-2**						
Chemical Oxygen Demand			N/A	MS-B	%		-	16-NOV-21
COLOUR-TB	**Water**							
Batch R5645658								
WG3657468-3 DUP		**L2661596-14**						
Color, True		119	119		CU	0.4	20	13-NOV-21
WG3657468-2 LCS								
Color, True			106.4		%		85-115	13-NOV-21
WG3657468-1 MB								
Color, True			<2.0		CU		2	13-NOV-21
Batch R5645748								
WG3657460-3 DUP		**L2661613-2**						
Color, True		3.7	3.6		CU	3.5	20	13-NOV-21
WG3657460-2 LCS								
Color, True			107.1		%		85-115	13-NOV-21
WG3657460-1 MB								
Color, True			<2.0		CU		2	13-NOV-21
F-IC-N-TB	**Water**							
Batch R5647276								
WG3657484-3 DUP		**L2661596-10**						
Fluoride (F)		0.070	0.074		mg/L	4.5	20	13-NOV-21
WG3657475-18 LCS								
Fluoride (F)			106.5		%		90-110	13-NOV-21
WG3657484-2 LCS								
Fluoride (F)			106.9		%		90-110	13-NOV-21
WG3657475-17 MB								
Fluoride (F)			<0.020		mg/L		0.02	13-NOV-21
WG3657484-1 MB								
Fluoride (F)			<0.020		mg/L		0.02	13-NOV-21
WG3657484-4 MS		**L2661596-11**						
Fluoride (F)			103.8		%		75-125	13-NOV-21

Quality Control Report

Client: New Gold Inc. Rainy River Project
24 Marr Rd
Barwick ON P0W 1A0
Contact: Garnet Cornell

Test	Matrix	Reference	Result	Qualifier	Units	RPD	Limit	Analyzed
PO4-DO-COL-TB	**Water**							
Batch R5645901								
WG3657470-3 DUP		**L2661621-1**						
Orthophosphate-Dissolved (as P)		<0.0030	<0.0030	RPD-NA	mg/L	N/A	20	13-NOV-21
WG3657731-3 DUP		**L2661624-1**						
Orthophosphate-Dissolved (as P)		<0.075	<0.075	RPD-NA	mg/L	N/A	20	13-NOV-21
WG3657470-2 LCS								
Orthophosphate-Dissolved (as P)			102.1		%		80-120	13-NOV-21
WG3657731-2 LCS								
Orthophosphate-Dissolved (as P)			97.2		%		80-120	13-NOV-21
WG3657470-1 MB								
Orthophosphate-Dissolved (as P)			<0.0030		mg/L		0.003	13-NOV-21
WG3657731-1 MB								
Orthophosphate-Dissolved (as P)			<0.0030		mg/L		0.003	13-NOV-21
WG3657470-4 MS		**L2661621-2**						
Orthophosphate-Dissolved (as P)			94.6		%		70-130	13-NOV-21
WG3657731-4 MS		**L2661643-1**						
Orthophosphate-Dissolved (as P)			88.3		%		70-130	13-NOV-21
TKN-F-TB	**Water**							
Batch R5651499								
WG3656751-3 DUP		**L2661579-1**						
Total Kjeldahl Nitrogen		12.3	11.0		mg/L	11	20	16-NOV-21
WG3658240-3 DUP		**L2661578-1**						
Total Kjeldahl Nitrogen		0.438	0.407		mg/L	7.2	20	16-NOV-21
WG3656751-2 LCS								
Total Kjeldahl Nitrogen			121.4		%		75-125	16-NOV-21
WG3658240-2 LCS								
Total Kjeldahl Nitrogen			121.3		%		75-125	16-NOV-21
WG3656751-1 MB								
Total Kjeldahl Nitrogen			<0.050		mg/L		0.05	16-NOV-21
WG3658240-1 MB								
Total Kjeldahl Nitrogen			<0.050		mg/L		0.05	16-NOV-21
TOC-WT	**Water**							
Batch R5653544								
WG3658725-3 DUP		**L2661596-7**						
Total Organic Carbon		13.7	14.0		mg/L	2.9	20	17-NOV-21
WG3658725-2 LCS								
Total Organic Carbon			100.8		%		80-120	17-NOV-21
WG3658725-1 MB								
Total Organic Carbon			<0.50		mg/L		0.5	17-NOV-21

Quality Control Report

Client: New Gold Inc. Rainy River Project
24 Marr Rd
Barwick ON P0W 1A0
Contact: Garnet Cornell

Test	Matrix	Reference	Result	Qualifier	Units	RPD	Limit	Analyzed
TOC-WT	**Water**							
Batch R5653544								
WG3658725-4 MS		**L2661596-7**						
Total Organic Carbon			N/A	MS-B	%		-	17-NOV-21
Batch R5653570								
WG3658658-3 DUP		**L2661621-1**						
Total Organic Carbon		7.72	7.56		mg/L	2.1	20	17-NOV-21
WG3658658-2 LCS								
Total Organic Carbon			99.8		%		80-120	17-NOV-21
WG3658658-1 MB								
Total Organic Carbon			<0.50		mg/L		0.5	17-NOV-21
WG3658658-4 MS		**L2661621-1**						
Total Organic Carbon			96.5		%		70-130	17-NOV-21
TURBIDITY-TB	**Water**							
Batch R5642532								
WG3656679-3 DUP		**L2661596-11**						
Turbidity		1.64	1.74		NTU	5.9	15	11-NOV-21
WG3656679-2 LCS								
Turbidity			104.0		%		85-115	11-NOV-21
WG3656679-1 MB								
Turbidity			<0.10		NTU		0.1	11-NOV-21
Batch R5643939								
WG3656844-3 DUP		**L2661578-1**						
Turbidity		2.39	2.22		NTU	7.4	15	11-NOV-21
WG3656844-2 LCS								
Turbidity			104.0		%		85-115	11-NOV-21
WG3656844-1 MB								
Turbidity			<0.10		NTU		0.1	11-NOV-21
ACY-MISA-TB	**Effluent**							
Batch R5649516								
WG3657445-3 DUP		**L2661596-1**						
Acidity (as CaCO3)		<0.2	<0.2	RPD-NA	mg/L	N/A	20	15-NOV-21
WG3657445-2 LCS								
Acidity (as CaCO3)			103.8		%		85-115	15-NOV-21
WG3657445-1 MB								
Acidity (as CaCO3)			2.4		mg/L		4	15-NOV-21
ALK-MISA-TB	**Effluent**							

Quality Control Report

Client: New Gold Inc. Rainy River Project
24 Marr Rd
Barwick ON P0W 1A0
Contact: Garnet Cornell

Test	Matrix	Reference	Result	Qualifier	Units	RPD	Limit	Analyzed
ALK-MISA-TB	**Effluent**							
Batch R5645610								
WG3657428-3 DUP		**L2661621-1**						
Alkalinity, Total (as CaCO3)		110	109		mg/L	0.3	20	12-NOV-21
Alkalinity, Phenolphthalein		<0.2	<0.2	RPD-NA	mg/L	N/A	25	12-NOV-21
WG3657428-2 LCS								
Alkalinity, Total (as CaCO3)			101.5		%		85-115	12-NOV-21
WG3657428-1 MB								
Alkalinity, Total (as CaCO3)			<0.2		mg/L		2	12-NOV-21
Alkalinity, Phenolphthalein			<0.2		mg/L		2	12-NOV-21
Batch R5647940								
WG3657438-3 DUP		**L2661596-3**						
Alkalinity, Total (as CaCO3)		120	120		mg/L	0.0	20	13-NOV-21
Alkalinity, Phenolphthalein		<0.2	<0.2	RPD-NA	mg/L	N/A	25	13-NOV-21
WG3657438-2 LCS								
Alkalinity, Total (as CaCO3)			102.3		%		85-115	13-NOV-21
WG3657438-1 MB								
Alkalinity, Total (as CaCO3)			<0.2		mg/L		2	13-NOV-21
Alkalinity, Phenolphthalein			<0.2		mg/L		2	13-NOV-21
CN-FREE-MISA-CFA-WT	**Effluent**							
Batch R5649748								
WG3659067-7 DUP		**L2661596-18**						
Cyanide, Free		0.0014	0.0015	RPD-NA	mg/L	N/A	20	16-NOV-21
WG3659067-2 LCS								
Cyanide, Free			100.1		%		80-120	16-NOV-21
WG3659067-6 LCS								
Cyanide, Free			101.4		%		80-120	16-NOV-21
WG3659067-1 MB								
Cyanide, Free			0.0001		mg/L		0.002	16-NOV-21
WG3659067-5 MB								
Cyanide, Free			<0.0001		mg/L		0.002	16-NOV-21
WG3659067-8 MS		**L2661596-18**						
Cyanide, Free			103.9		%		75-125	16-NOV-21
CN-T-MISA-CFA-WT	**Effluent**							
Batch R5649748								
WG3659067-3 DUP		**L2661659-1**						
Cyanide, Total		0.0016	0.0016	RPD-NA	mg/L	N/A	20	16-NOV-21
WG3659067-7 DUP		**L2661596-18**						
Cyanide, Total		0.0010	0.0010	RPD-NA	mg/L	N/A	20	16-NOV-21

Quality Control Report

Client: New Gold Inc. Rainy River Project
24 Marr Rd
Barwick ON P0W 1A0
Contact: Garnet Cornell

Test	Matrix	Reference	Result	Qualifier	Units	RPD	Limit	Analyzed
CN-T-MISA-CFA-WT	**Effluent**							
Batch R5649748								
WG3659067-2 LCS								
Cyanide, Total			105.1		%		80-120	16-NOV-21
WG3659067-6 LCS								
Cyanide, Total			103.3		%		80-120	16-NOV-21
WG3659067-1 MB								
Cyanide, Total			<0.0002		mg/L		0.002	16-NOV-21
WG3659067-5 MB								
Cyanide, Total			<0.0002		mg/L		0.002	16-NOV-21
WG3659067-4 MS		**L2661659-1**						
Cyanide, Total			101.8		%		75-125	16-NOV-21
WG3659067-8 MS		**L2661596-18**						
Cyanide, Total			96.0		%		75-125	16-NOV-21
CN-WAD-MISA-CFA-WT	**Effluent**							
Batch R5649748								
WG3659067-3 DUP		**L2661659-1**						
Cyanide, Weak Acid Diss		0.0004	0.0001	RPD-NA	mg/L	N/A	20	16-NOV-21
WG3659067-7 DUP		**L2661596-18**						
Cyanide, Weak Acid Diss		0.0006	0.0004	RPD-NA	mg/L	N/A	20	16-NOV-21
WG3659067-2 LCS								
Cyanide, Weak Acid Diss			104.5		%		80-120	16-NOV-21
WG3659067-6 LCS								
Cyanide, Weak Acid Diss			104.7		%		80-120	16-NOV-21
WG3659067-1 MB								
Cyanide, Weak Acid Diss			<0.0001		mg/L		0.002	16-NOV-21
WG3659067-5 MB								
Cyanide, Weak Acid Diss			<0.0001		mg/L		0.002	16-NOV-21
WG3659067-4 MS		**L2661659-1**						
Cyanide, Weak Acid Diss			103.2		%		75-125	16-NOV-21
WG3659067-8 MS		**L2661596-18**						
Cyanide, Weak Acid Diss			104.7		%		75-125	16-NOV-21
DOC-WT	**Effluent**							
Batch R5648216								
WG3657869-3 DUP		**WG3657869-5**						
Dissolved Organic Carbon		14.0	14.9		mg/L	6.3	25	15-NOV-21
WG3657869-2 LCS								
Dissolved Organic Carbon			97.5		%		70-130	15-NOV-21
WG3657869-1 MB								
Dissolved Organic Carbon			<0.50		mg/L		0.5	15-NOV-21

Quality Control Report

Client: New Gold Inc. Rainy River Project
24 Marr Rd
Barwick ON P0W 1A0
Contact: Garnet Cornell

Test	Matrix	Reference	Result	Qualifier	Units	RPD	Limit	Analyzed
DOC-WT	**Effluent**							
Batch R5651579								
WG3657875-3 DUP		**WG3657875-5**						
Dissolved Organic Carbon		12.1	12.5		mg/L	3.2	25	16-NOV-21
WG3657875-2 LCS								
Dissolved Organic Carbon			98.0		%		70-130	16-NOV-21
WG3657875-1 MB								
Dissolved Organic Carbon			<0.50		mg/L		0.5	16-NOV-21
Batch R5653422								
WG3659418-3 DUP		**WG3659418-5**						
Dissolved Organic Carbon		<0.50	<0.50	RPD-NA	mg/L	N/A	25	17-NOV-21
WG3659418-2 LCS								
Dissolved Organic Carbon			107.4		%		70-130	17-NOV-21
WG3659418-1 MB								
Dissolved Organic Carbon			<0.50		mg/L		0.5	17-NOV-21
Batch R5653564								
WG3659563-3 DUP		**WG3659563-5**						
Dissolved Organic Carbon		10.8	11.5		mg/L	5.8	25	17-NOV-21
WG3659563-2 LCS								
Dissolved Organic Carbon			96.1		%		70-130	17-NOV-21
WG3659563-1 MB								
Dissolved Organic Carbon			<0.50		mg/L		0.5	17-NOV-21
Batch R5653568								
WG3659502-3 DUP		**WG3659502-5**						
Dissolved Organic Carbon		11.1	11.0		mg/L	1.3	25	17-NOV-21
WG3659502-2 LCS								
Dissolved Organic Carbon			98.9		%		70-130	17-NOV-21
WG3659502-1 MB								
Dissolved Organic Carbon			<0.50		mg/L		0.5	17-NOV-21
EC-MISA-TB	**Effluent**							
Batch R5645610								
WG3657428-3 DUP		**L2661621-1**						
Conductivity (EC)		1740	1750		uS/cm	0.5	10	12-NOV-21
WG3657428-2 LCS								
Conductivity (EC)			100.0		%		90-110	12-NOV-21
WG3657428-1 MB								
Conductivity (EC)			<0.2		uS/cm		2	12-NOV-21

Quality Control Report

Client: New Gold Inc. Rainy River Project
24 Marr Rd
Barwick ON P0W 1A0
Contact: Garnet Cornell

Test	Matrix	Reference	Result	Qualifier	Units	RPD	Limit	Analyzed
EC-MISA-TB	**Effluent**							
Batch R5647940								
WG3657438-3 DUP		**L2661596-3**						
Conductivity (EC)		349	354		uS/cm	1.4	10	13-NOV-21
WG3657438-2 LCS								
Conductivity (EC)			98.9		%		90-110	13-NOV-21
WG3657438-1 MB								
Conductivity (EC)			0.6		uS/cm		2	13-NOV-21
HG-DIS-WT	**Effluent**							
Batch R5650042								
WG3659022-3 DUP		**L2661596-1**						
Mercury (Hg)-Dissolved		<0.000005	<0.000005	RPD-NA	mg/L	N/A	20	16-NOV-21
WG3659022-2 LCS								
Mercury (Hg)-Dissolved			96.3		%		80-120	16-NOV-21
WG3659022-1 MB								
Mercury (Hg)-Dissolved			<0.000005		mg/L		0.00003	16-NOV-21
WG3659022-4 MS		**L2661596-2**						
Mercury (Hg)-Dissolved			99.0		%		70-130	16-NOV-21
HG-TOT-WT	**Effluent**							
Batch R5650040								
WG3659019-3 DUP		**L2661408-1**						
Mercury (Hg)-Total		<0.000005	<0.000005	RPD-NA	mg/L	N/A	20	16-NOV-21
WG3659019-2 LCS								
Mercury (Hg)-Total			98.1		%		80-120	16-NOV-21
WG3659019-1 MB								
Mercury (Hg)-Total			<0.000005		mg/L		0.00003	16-NOV-21
WG3659019-4 MS		**L2661596-1**						
Mercury (Hg)-Total			100.0		%		70-130	16-NOV-21
MET-D-MISA-TB	**Effluent**							
Batch R5657754								
WG3664885-7 DUP		**L2661596-14**						
Aluminum (Al)-Dissolved		0.0188	0.0194		mg/L	3.3	20	25-NOV-21
Antimony (Sb)-Dissolved		0.000090	0.000085	RPD-NA	mg/L	N/A	20	25-NOV-21
Arsenic (As)-Dissolved		0.000770	0.000763	RPD-NA	mg/L	N/A	20	25-NOV-21
Barium (Ba)-Dissolved		0.0153	0.0143		mg/L	6.4	20	25-NOV-21
Beryllium (Be)-Dissolved		<0.000002	<0.000002	RPD-NA	mg/L	N/A	20	25-NOV-21
Bismuth (Bi)-Dissolved		<0.000002	<0.000002	RPD-NA	mg/L	N/A	20	25-NOV-21
Boron (B)-Dissolved		0.0085	0.0085	RPD-NA	mg/L	N/A	20	25-NOV-21

Quality Control Report

Client: New Gold Inc. Rainy River Project
24 Marr Rd
Barwick ON P0W 1A0
Contact: Garnet Cornell

Test	Matrix	Reference	Result	Qualifier	Units	RPD	Limit	Analyzed
MET-D-MISA-TB	**Effluent**							
Batch R5657754								
WG3664885-7 DUP		**L2661596-14**						
Cadmium (Cd)-Dissolved		0.0000050	0.0000040	RPD-NA	mg/L	N/A	20	25-NOV-21
Calcium (Ca)-Dissolved		34.0	32.4		mg/L	4.9	20	25-NOV-21
Cesium (Cs)-Dissolved		0.0000020	0.0000020	RPD-NA	mg/L	N/A	20	25-NOV-21
Chromium (Cr)-Dissolved		0.00009	0.00007	RPD-NA	mg/L	N/A	20	25-NOV-21
Cobalt (Co)-Dissolved		0.000060	0.000068	RPD-NA	mg/L	N/A	20	25-NOV-21
Copper (Cu)-Dissolved		0.00124	0.00126		mg/L	0.8	20	25-NOV-21
Iron (Fe)-Dissolved		0.109	0.108		mg/L	1.5	20	25-NOV-21
Lead (Pb)-Dissolved		0.00002	0.00002	RPD-NA	mg/L	N/A	20	25-NOV-21
Lithium (Li)-Dissolved		0.0032	0.0032	RPD-NA	mg/L	N/A	20	25-NOV-21
Magnesium (Mg)-Dissolved		12.4	11.8		mg/L	5.4	20	25-NOV-21
Manganese (Mn)-Dissolved		0.00040	0.00040	RPD-NA	mg/L	N/A	20	25-NOV-21
Molybdenum (Mo)-Dissolved		0.000608	0.000596	RPD-NA	mg/L	N/A	20	25-NOV-21
Nickel (Ni)-Dissolved		0.00104	0.00102	RPD-NA	mg/L	N/A	20	25-NOV-21
Phosphorus (P)-Dissolved		0.005	0.005	RPD-NA	mg/L	N/A	20	25-NOV-21
Potassium (K)-Dissolved		1.91	1.78		mg/L	6.7	20	25-NOV-21
Rubidium (Rb)-Dissolved		0.00122	0.00117		mg/L	4.1	20	25-NOV-21
Selenium (Se)-Dissolved		0.000150	0.000140		mg/L	8.3	20	25-NOV-21
Silicon (Si)-Dissolved		3.09	2.93		mg/L	5.2	20	25-NOV-21
Silver (Ag)-Dissolved		0.0000010	0.0000010	RPD-NA	mg/L	N/A	20	25-NOV-21
Sodium (Na)-Dissolved		5.77	5.54		mg/L	4.1	20	25-NOV-21
Strontium (Sr)-Dissolved		0.0773	0.0744		mg/L	3.8	20	25-NOV-21
Sulfur (S)-Dissolved		4.4	4.4		mg/L	0.4	20	25-NOV-21
Tellurium (Te)-Dissolved		<0.00001	<0.00001	RPD-NA	mg/L	N/A	20	25-NOV-21
Thallium (Tl)-Dissolved		<0.000002	<0.000002	RPD-NA	mg/L	N/A	20	25-NOV-21
Thorium (Th)-Dissolved		0.00003	0.00003	RPD-NA	mg/L	N/A	20	25-NOV-21
Tin (Sn)-Dissolved		<0.000005	<0.000005	RPD-NA	mg/L	N/A	20	25-NOV-21
Titanium (Ti)-Dissolved		0.00108	0.00114	RPD-NA	mg/L	N/A	20	25-NOV-21
Tungsten (W)-Dissolved		0.000002	0.000006	RPD-NA	mg/L	N/A	20	25-NOV-21
Uranium (U)-Dissolved		0.00102	0.000950	RPD-NA	mg/L	N/A	20	25-NOV-21
Vanadium (V)-Dissolved		0.00036	0.00040	RPD-NA	mg/L	N/A	20	25-NOV-21
Zinc (Zn)-Dissolved		0.0080	0.0076		mg/L	5.8	20	25-NOV-21
Zirconium (Zr)-Dissolved		0.000252	0.000250	RPD-NA	mg/L	N/A	20	25-NOV-21
WG3664885-10 LCS								

Quality Control Report

Client: New Gold Inc. Rainy River Project
24 Marr Rd
Barwick ON P0W 1A0
Contact: Garnet Cornell

Test	Matrix	Reference	Result	Qualifier	Units	RPD	Limit	Analyzed
MET-D-MISA-TB	**Effluent**							
Batch R5657754								
WG3664885-10 LCS								
Aluminum (Al)-Dissolved			101.1		%		80-120	25-NOV-21
Antimony (Sb)-Dissolved			101.5		%		80-120	25-NOV-21
Arsenic (As)-Dissolved			101.4		%		80-120	25-NOV-21
Barium (Ba)-Dissolved			97.3		%		80-120	25-NOV-21
Beryllium (Be)-Dissolved			96.9		%		80-120	25-NOV-21
Bismuth (Bi)-Dissolved			103.9		%		80-120	25-NOV-21
Boron (B)-Dissolved			97.4		%		80-120	25-NOV-21
Cadmium (Cd)-Dissolved			99.1		%		80-120	25-NOV-21
Calcium (Ca)-Dissolved			100.8		%		80-120	25-NOV-21
Cesium (Cs)-Dissolved			98.7		%		80-120	25-NOV-21
Chromium (Cr)-Dissolved			96.1		%		80-120	25-NOV-21
Cobalt (Co)-Dissolved			96.7		%		80-120	25-NOV-21
Copper (Cu)-Dissolved			95.9		%		80-120	25-NOV-21
Iron (Fe)-Dissolved			98.9		%		80-120	25-NOV-21
Lead (Pb)-Dissolved			99.4		%		80-120	25-NOV-21
Lithium (Li)-Dissolved			95.7		%		80-120	25-NOV-21
Magnesium (Mg)-Dissolved			98.9		%		80-120	25-NOV-21
Manganese (Mn)-Dissolved			99.2		%		80-120	25-NOV-21
Molybdenum (Mo)-Dissolved			98.6		%		80-120	25-NOV-21
Nickel (Ni)-Dissolved			96.7		%		80-120	25-NOV-21
Phosphorus (P)-Dissolved			106.7		%		70-130	25-NOV-21
Potassium (K)-Dissolved			104.5		%		80-120	25-NOV-21
Rubidium (Rb)-Dissolved			100.3		%		80-120	25-NOV-21
Selenium (Se)-Dissolved			98.7		%		80-120	25-NOV-21
Silicon (Si)-Dissolved			99.8		%		60-140	25-NOV-21
Silver (Ag)-Dissolved			94.1		%		80-120	25-NOV-21
Sodium (Na)-Dissolved			103.0		%		80-120	25-NOV-21
Strontium (Sr)-Dissolved			98.3		%		80-120	25-NOV-21
Sulfur (S)-Dissolved			89.6		%		80-120	25-NOV-21
Tellurium (Te)-Dissolved			104.4		%		80-120	25-NOV-21
Thallium (Tl)-Dissolved			100.4		%		80-120	25-NOV-21
Thorium (Th)-Dissolved			98.1		%		80-120	25-NOV-21
Tin (Sn)-Dissolved			99.9		%		80-120	25-NOV-21

Quality Control Report

Client: New Gold Inc. Rainy River Project
24 Marr Rd
Barwick ON P0W 1A0
Contact: Garnet Cornell

Test	Matrix	Reference	Result	Qualifier	Units	RPD	Limit	Analyzed
MET-D-MISA-TB	**Effluent**							
Batch R5657754								
WG3664885-10 LCS								
Titanium (Ti)-Dissolved			98.2		%		80-120	25-NOV-21
Tungsten (W)-Dissolved			102.7		%		80-120	25-NOV-21
Uranium (U)-Dissolved			103.0		%		80-120	25-NOV-21
Vanadium (V)-Dissolved			99.6		%		80-120	25-NOV-21
Zinc (Zn)-Dissolved			99.1		%		80-120	25-NOV-21
Zirconium (Zr)-Dissolved			100.0		%		80-120	25-NOV-21
WG3664885-6 LCS								
Aluminum (Al)-Dissolved			102.1		%		80-120	25-NOV-21
Antimony (Sb)-Dissolved			101.1		%		80-120	25-NOV-21
Arsenic (As)-Dissolved			105.7		%		80-120	25-NOV-21
Barium (Ba)-Dissolved			95.5		%		80-120	25-NOV-21
Beryllium (Be)-Dissolved			96.1		%		80-120	25-NOV-21
Bismuth (Bi)-Dissolved			109.4		%		80-120	25-NOV-21
Boron (B)-Dissolved			96.0		%		80-120	25-NOV-21
Cadmium (Cd)-Dissolved			99.2		%		80-120	25-NOV-21
Calcium (Ca)-Dissolved			99.4		%		80-120	25-NOV-21
Cesium (Cs)-Dissolved			99.0		%		80-120	25-NOV-21
Chromium (Cr)-Dissolved			101.6		%		80-120	25-NOV-21
Cobalt (Co)-Dissolved			99.4		%		80-120	25-NOV-21
Copper (Cu)-Dissolved			97.8		%		80-120	25-NOV-21
Iron (Fe)-Dissolved			101.4		%		80-120	25-NOV-21
Lead (Pb)-Dissolved			102.3		%		80-120	25-NOV-21
Lithium (Li)-Dissolved			97.4		%		80-120	25-NOV-21
Magnesium (Mg)-Dissolved			102.9		%		80-120	25-NOV-21
Manganese (Mn)-Dissolved			100.2		%		80-120	25-NOV-21
Molybdenum (Mo)-Dissolved			98.6		%		80-120	25-NOV-21
Nickel (Ni)-Dissolved			99.7		%		80-120	25-NOV-21
Phosphorus (P)-Dissolved			109.9		%		70-130	25-NOV-21
Potassium (K)-Dissolved			105.8		%		80-120	25-NOV-21
Rubidium (Rb)-Dissolved			100.1		%		80-120	25-NOV-21
Selenium (Se)-Dissolved			97.0		%		80-120	25-NOV-21
Silicon (Si)-Dissolved			105.5		%		60-140	25-NOV-21
Silver (Ag)-Dissolved			93.8		%		80-120	25-NOV-21
Sodium (Na)-Dissolved			107.5		%		80-120	25-NOV-21

Quality Control Report

Client: New Gold Inc. Rainy River Project
24 Marr Rd
Barwick ON P0W 1A0
Contact: Garnet Cornell

Test	Matrix	Reference	Result	Qualifier	Units	RPD	Limit	Analyzed
MET-D-MISA-TB	**Effluent**							
Batch R5657754								
WG3664885-6 LCS								
Strontium (Sr)-Dissolved			99.0		%		80-120	25-NOV-21
Sulfur (S)-Dissolved			106.6		%		80-120	25-NOV-21
Tellurium (Te)-Dissolved			101.3		%		80-120	25-NOV-21
Thallium (Tl)-Dissolved			102.4		%		80-120	25-NOV-21
Thorium (Th)-Dissolved			104.2		%		80-120	25-NOV-21
Tin (Sn)-Dissolved			100.5		%		80-120	25-NOV-21
Titanium (Ti)-Dissolved			102.3		%		80-120	25-NOV-21
Tungsten (W)-Dissolved			105.5		%		80-120	25-NOV-21
Uranium (U)-Dissolved			104.8		%		80-120	25-NOV-21
Vanadium (V)-Dissolved			103.5		%		80-120	25-NOV-21
Zinc (Zn)-Dissolved			95.5		%		80-120	25-NOV-21
Zirconium (Zr)-Dissolved			98.4		%		80-120	25-NOV-21
WG3664885-5 MB								
Aluminum (Al)-Dissolved			<0.0002		mg/L		0.005	25-NOV-21
Antimony (Sb)-Dissolved			<0.000005		mg/L		0.0006	25-NOV-21
Arsenic (As)-Dissolved			<0.0000002		mg/L		0.001	25-NOV-21
Barium (Ba)-Dissolved			<0.000005		mg/L		0.01	25-NOV-21
Beryllium (Be)-Dissolved			<0.000002		mg/L		0.001	25-NOV-21
Bismuth (Bi)-Dissolved			<0.000002		mg/L		0.001	25-NOV-21
Boron (B)-Dissolved			0.0010		mg/L		0.05	25-NOV-21
Cadmium (Cd)-Dissolved			<0.0000005		mg/L		0.000017	25-NOV-21
Calcium (Ca)-Dissolved			0.004		mg/L		0.2	25-NOV-21
Cesium (Cs)-Dissolved			<0.0000005		mg/L		0.00001	25-NOV-21
Chromium (Cr)-Dissolved			<0.00001		mg/L		0.001	25-NOV-21
Cobalt (Co)-Dissolved			<0.000002		mg/L		0.0005	25-NOV-21
Copper (Cu)-Dissolved			<0.00002		mg/L		0.001	25-NOV-21
Iron (Fe)-Dissolved			<0.0005		mg/L		0.02	25-NOV-21
Lead (Pb)-Dissolved			<0.00001		mg/L		0.00005	25-NOV-21
Lithium (Li)-Dissolved			<0.0002		mg/L		0.05	25-NOV-21
Magnesium (Mg)-Dissolved			<0.0005		mg/L		0.02	25-NOV-21
Manganese (Mn)-Dissolved			<0.00002		mg/L		0.001	25-NOV-21
Molybdenum (Mo)-Dissolved			<0.000002		mg/L		0.001	25-NOV-21
Nickel (Ni)-Dissolved			<0.00002		mg/L		0.002	25-NOV-21
Phosphorus (P)-Dissolved			<0.005		mg/L		0.05	25-NOV-21

Quality Control Report

Client: New Gold Inc. Rainy River Project
24 Marr Rd
Barwick ON P0W 1A0
Contact: Garnet Cornell

Test	Matrix	Reference	Result	Qualifier	Units	RPD	Limit	Analyzed
MET-D-MISA-TB	**Effluent**							
Batch R5657754								
WG3664885-5 MB								
Potassium (K)-Dissolved			<0.01		mg/L		0.5	25-NOV-21
Rubidium (Rb)-Dissolved			<0.000002		mg/L		0.0002	25-NOV-21
Selenium (Se)-Dissolved			<0.000005		mg/L		0.00005	25-NOV-21
Silicon (Si)-Dissolved			<0.005		mg/L		0.05	25-NOV-21
Silver (Ag)-Dissolved			<0.0000005		mg/L		0.0001	25-NOV-21
Sodium (Na)-Dissolved			<0.005		mg/L		0.1	25-NOV-21
Strontium (Sr)-Dissolved			<0.00002		mg/L		0.001	25-NOV-21
Sulfur (S)-Dissolved			<0.2		mg/L		0.5	25-NOV-21
Tellurium (Te)-Dissolved			<0.00001		mg/L		0.001	25-NOV-21
Thallium (Tl)-Dissolved			<0.000002		mg/L		0.0003	25-NOV-21
Thorium (Th)-Dissolved			<0.00001		mg/L		0.0001	25-NOV-21
Tin (Sn)-Dissolved			<0.000005		mg/L		0.001	25-NOV-21
Titanium (Ti)-Dissolved			<0.00002		mg/L		0.002	25-NOV-21
Tungsten (W)-Dissolved			<0.000002		mg/L		0.01	25-NOV-21
Uranium (U)-Dissolved			<0.0000005		mg/L		0.005	25-NOV-21
Vanadium (V)-Dissolved			<0.00002		mg/L		0.001	25-NOV-21
Zinc (Zn)-Dissolved			<0.0002		mg/L		0.003	25-NOV-21
Zirconium (Zr)-Dissolved			<0.000002		mg/L		0.001	25-NOV-21
WG3664885-9 MB								
Aluminum (Al)-Dissolved			<0.0002		mg/L		0.005	25-NOV-21
Antimony (Sb)-Dissolved			<0.000005		mg/L		0.0006	25-NOV-21
Arsenic (As)-Dissolved			<0.0000002		mg/L		0.001	25-NOV-21
Barium (Ba)-Dissolved			<0.000005		mg/L		0.01	25-NOV-21
Beryllium (Be)-Dissolved			<0.000002		mg/L		0.001	25-NOV-21
Bismuth (Bi)-Dissolved			<0.000002		mg/L		0.001	25-NOV-21
Boron (B)-Dissolved			0.0015		mg/L		0.05	25-NOV-21
Cadmium (Cd)-Dissolved			<0.0000005		mg/L		0.000017	25-NOV-21
Calcium (Ca)-Dissolved			0.006		mg/L		0.2	25-NOV-21
Cesium (Cs)-Dissolved			0.0000010		mg/L		0.00001	25-NOV-21
Chromium (Cr)-Dissolved			<0.00001		mg/L		0.001	25-NOV-21
Cobalt (Co)-Dissolved			<0.000002		mg/L		0.0005	25-NOV-21
Copper (Cu)-Dissolved			<0.00002		mg/L		0.001	25-NOV-21
Iron (Fe)-Dissolved			<0.0005		mg/L		0.02	25-NOV-21
Lead (Pb)-Dissolved			<0.00001		mg/L		0.00005	25-NOV-21

Quality Control Report

Client: New Gold Inc. Rainy River Project
24 Marr Rd
Barwick ON P0W 1A0
Contact: Garnet Cornell

Test	Matrix	Reference	Result	Qualifier	Units	RPD	Limit	Analyzed
MET-D-MISA-TB	**Effluent**							
Batch R5657754								
WG3664885-9 MB								
Lithium (Li)-Dissolved			<0.0002		mg/L		0.05	25-NOV-21
Magnesium (Mg)-Dissolved			0.0010		mg/L		0.02	25-NOV-21
Manganese (Mn)-Dissolved			<0.00002		mg/L		0.001	25-NOV-21
Molybdenum (Mo)-Dissolved			<0.000002		mg/L		0.001	25-NOV-21
Nickel (Ni)-Dissolved			<0.00002		mg/L		0.002	25-NOV-21
Phosphorus (P)-Dissolved			<0.005		mg/L		0.05	25-NOV-21
Potassium (K)-Dissolved			<0.01		mg/L		0.5	25-NOV-21
Rubidium (Rb)-Dissolved			0.000004		mg/L		0.0002	25-NOV-21
Selenium (Se)-Dissolved			<0.000005		mg/L		0.00005	25-NOV-21
Silicon (Si)-Dissolved			<0.005		mg/L		0.05	25-NOV-21
Silver (Ag)-Dissolved			<0.0000005		mg/L		0.0001	25-NOV-21
Sodium (Na)-Dissolved			0.010		mg/L		0.1	25-NOV-21
Strontium (Sr)-Dissolved			<0.00002		mg/L		0.001	25-NOV-21
Sulfur (S)-Dissolved			<0.2		mg/L		0.5	25-NOV-21
Tellurium (Te)-Dissolved			<0.00001		mg/L		0.001	25-NOV-21
Thallium (Tl)-Dissolved			<0.000002		mg/L		0.0003	25-NOV-21
Thorium (Th)-Dissolved			<0.00001		mg/L		0.0001	25-NOV-21
Tin (Sn)-Dissolved			<0.000005		mg/L		0.001	25-NOV-21
Titanium (Ti)-Dissolved			<0.00002		mg/L		0.002	25-NOV-21
Tungsten (W)-Dissolved			<0.000002		mg/L		0.01	25-NOV-21
Uranium (U)-Dissolved			<0.0000005		mg/L		0.005	25-NOV-21
Vanadium (V)-Dissolved			<0.00002		mg/L		0.001	25-NOV-21
Zinc (Zn)-Dissolved			<0.0002		mg/L		0.003	25-NOV-21
Zirconium (Zr)-Dissolved			<0.000002		mg/L		0.001	25-NOV-21
WG3664885-8 MS		**L2661596-15**						
Aluminum (Al)-Dissolved			99.6		%		70-130	25-NOV-21
Antimony (Sb)-Dissolved			103.0		%		70-130	25-NOV-21
Arsenic (As)-Dissolved			103.4		%		70-130	25-NOV-21
Barium (Ba)-Dissolved			95.5		%		70-130	25-NOV-21
Beryllium (Be)-Dissolved			100.5		%		70-130	25-NOV-21
Bismuth (Bi)-Dissolved			99.3		%		70-130	25-NOV-21
Boron (B)-Dissolved			106.2		%		70-130	25-NOV-21
Cadmium (Cd)-Dissolved			100.1		%		70-130	25-NOV-21
Calcium (Ca)-Dissolved			N/A	MS-B	%		-	25-NOV-21

Quality Control Report

Client: New Gold Inc. Rainy River Project
24 Marr Rd
Barwick ON P0W 1A0
Contact: Garnet Cornell

Test	Matrix	Reference	Result	Qualifier	Units	RPD	Limit	Analyzed
MET-D-MISA-TB	**Effluent**							
Batch R5657754								
WG3664885-8 MS		**L2661596-15**						
Cesium (Cs)-Dissolved			103.5		%		70-130	25-NOV-21
Chromium (Cr)-Dissolved			99.5		%		70-130	25-NOV-21
Cobalt (Co)-Dissolved			98.4		%		70-130	25-NOV-21
Copper (Cu)-Dissolved			93.5		%		70-130	25-NOV-21
Iron (Fe)-Dissolved			95.5		%		70-130	25-NOV-21
Lead (Pb)-Dissolved			100.3		%		70-130	25-NOV-21
Lithium (Li)-Dissolved			106.1		%		70-130	25-NOV-21
Magnesium (Mg)-Dissolved			N/A	MS-B	%		-	25-NOV-21
Manganese (Mn)-Dissolved			99.7		%		70-130	25-NOV-21
Molybdenum (Mo)-Dissolved			97.2		%		70-130	25-NOV-21
Nickel (Ni)-Dissolved			97.4		%		70-130	25-NOV-21
Phosphorus (P)-Dissolved			103.9		%		70-130	25-NOV-21
Potassium (K)-Dissolved			100.5		%		70-130	25-NOV-21
Rubidium (Rb)-Dissolved			97.5		%		70-130	25-NOV-21
Selenium (Se)-Dissolved			99.5		%		70-130	25-NOV-21
Silicon (Si)-Dissolved			85.2		%		70-130	25-NOV-21
Silver (Ag)-Dissolved			101.9		%		70-130	25-NOV-21
Sodium (Na)-Dissolved			N/A	MS-B	%		-	25-NOV-21
Strontium (Sr)-Dissolved			N/A	MS-B	%		-	25-NOV-21
Sulfur (S)-Dissolved			99.3		%		70-130	25-NOV-21
Tellurium (Te)-Dissolved			107.5		%		70-130	25-NOV-21
Thallium (Tl)-Dissolved			101.2		%		70-130	25-NOV-21
Thorium (Th)-Dissolved			105.5		%		70-130	25-NOV-21
Tin (Sn)-Dissolved			101.1		%		70-130	25-NOV-21
Titanium (Ti)-Dissolved			100.7		%		70-130	25-NOV-21
Tungsten (W)-Dissolved			103.8		%		70-130	25-NOV-21
Uranium (U)-Dissolved			106.1		%		70-130	25-NOV-21
Vanadium (V)-Dissolved			100.8		%		70-130	25-NOV-21
Zinc (Zn)-Dissolved			102.8		%		70-130	25-NOV-21
Zirconium (Zr)-Dissolved			105.4		%		70-130	25-NOV-21
MET-T-MISA-TB	**Effluent**							

Quality Control Report

Client: New Gold Inc. Rainy River Project
24 Marr Rd
Barwick ON P0W 1A0
Contact: Garnet Cornell

Test	Matrix	Reference	Result	Qualifier	Units	RPD	Limit	Analyzed
MET-T-MISA-TB	**Effluent**							
Batch R5657744								
WG3660317-10 LCS								
Aluminum (Al)-Total			103.6		%		80-120	25-NOV-21
Antimony (Sb)-Total			103.4		%		80-120	25-NOV-21
Arsenic (As)-Total			106.0		%		80-120	25-NOV-21
Barium (Ba)-Total			98.9		%		80-120	25-NOV-21
Beryllium (Be)-Total			100.5		%		80-120	25-NOV-21
Bismuth (Bi)-Total			104.7		%		80-120	25-NOV-21
Boron (B)-Total			100.1		%		80-120	25-NOV-21
Cadmium (Cd)-Total			102.5		%		80-120	25-NOV-21
Calcium (Ca)-Total			101.8		%		80-120	25-NOV-21
Cesium (Cs)-Total			102.9		%		80-120	25-NOV-21
Chromium (Cr)-Total			100.7		%		80-120	25-NOV-21
Cobalt (Co)-Total			103.0		%		80-120	25-NOV-21
Copper (Cu)-Total			98.4		%		80-120	25-NOV-21
Iron (Fe)-Total			104.3		%		80-120	25-NOV-21
Lead (Pb)-Total			103.1		%		80-120	25-NOV-21
Lithium (Li)-Total			101.5		%		80-120	25-NOV-21
Magnesium (Mg)-Total			106.5		%		80-120	25-NOV-21
Manganese (Mn)-Total			102.4		%		80-120	25-NOV-21
Molybdenum (Mo)-Total			99.4		%		80-120	25-NOV-21
Nickel (Ni)-Total			100.1		%		80-120	25-NOV-21
Phosphorus (P)-Total			110.4		%		80-120	25-NOV-21
Potassium (K)-Total			109.0		%		80-120	25-NOV-21
Rubidium (Rb)-Total			107.8		%		80-120	25-NOV-21
Selenium (Se)-Total			101.6		%		80-120	25-NOV-21
Silicon (Si)-Total			101.6		%		80-120	25-NOV-21
Silver (Ag)-Total			95.7		%		80-120	25-NOV-21
Sodium (Na)-Total			107.1		%		80-120	25-NOV-21
Strontium (Sr)-Total			102.4		%		80-120	25-NOV-21
Sulfur (S)-Total			113.3		%		80-120	25-NOV-21
Tellurium (Te)-Total			104.9		%		80-120	25-NOV-21
Thallium (Tl)-Total			104.6		%		80-120	25-NOV-21
Thorium (Th)-Total			104.7		%		80-120	25-NOV-21
Tin (Sn)-Total			101.4		%		80-120	25-NOV-21

Quality Control Report

Client: New Gold Inc. Rainy River Project
24 Marr Rd
Barwick ON P0W 1A0
Contact: Garnet Cornell

Test	Matrix	Reference	Result	Qualifier	Units	RPD	Limit	Analyzed
MET-T-MISA-TB	**Effluent**							
Batch R5657744								
WG3660317-10 LCS								
Titanium (Ti)-Total			102.1		%		80-120	25-NOV-21
Tungsten (W)-Total			107.0		%		80-120	25-NOV-21
Uranium (U)-Total			108.8		%		80-120	25-NOV-21
Vanadium (V)-Total			103.3		%		80-120	25-NOV-21
Zinc (Zn)-Total			101.4		%		80-120	25-NOV-21
Zirconium (Zr)-Total			101.8		%		80-120	25-NOV-21
WG3660317-9 MB								
Aluminum (Al)-Total			0.0014		mg/L		0.005	25-NOV-21
Antimony (Sb)-Total			<0.000005		mg/L		0.0006	25-NOV-21
Arsenic (As)-Total			0.00003		mg/L		0.001	25-NOV-21
Barium (Ba)-Total			<0.00001		mg/L		0.01	25-NOV-21
Beryllium (Be)-Total			<0.0000001		mg/L		0.001	25-NOV-21
Bismuth (Bi)-Total			<0.00001		mg/L		0.001	25-NOV-21
Boron (B)-Total			0.0010		mg/L		0.05	25-NOV-21
Cadmium (Cd)-Total			0.000001		mg/L		0.000017	25-NOV-21
Calcium (Ca)-Total			0.008		mg/L		0.2	25-NOV-21
Cesium (Cs)-Total			<0.0000005		mg/L		0.00001	25-NOV-21
Chromium (Cr)-Total			<0.00002		mg/L		0.001	25-NOV-21
Cobalt (Co)-Total			<0.000005		mg/L		0.0005	25-NOV-21
Copper (Cu)-Total			<0.00002		mg/L		0.001	25-NOV-21
Iron (Fe)-Total			0.0010		mg/L		0.02	25-NOV-21
Lead (Pb)-Total			<0.00001		mg/L		0.00005	25-NOV-21
Lithium (Li)-Total			<0.0002		mg/L		0.05	25-NOV-21
Magnesium (Mg)-Total			0.0026		mg/L		0.02	25-NOV-21
Manganese (Mn)-Total			<0.0002		mg/L		0.001	25-NOV-21
Molybdenum (Mo)-Total			<0.000005		mg/L		0.001	25-NOV-21
Nickel (Ni)-Total			0.00006		mg/L		0.002	25-NOV-21
Phosphorus (P)-Total			<0.005		mg/L		0.05	25-NOV-21
Potassium (K)-Total			<0.01		mg/L		0.5	25-NOV-21
Rubidium (Rb)-Total			0.000002		mg/L		0.0002	25-NOV-21
Selenium (Se)-Total			0.000015		mg/L		0.00005	25-NOV-21
Silicon (Si)-Total			0.030		mg/L		0.1	25-NOV-21
Silver (Ag)-Total			<0.000001		mg/L		0.0001	25-NOV-21
Sodium (Na)-Total			0.010		mg/L		0.1	25-NOV-21

Quality Control Report

Client: New Gold Inc. Rainy River Project
24 Marr Rd
Barwick ON P0W 1A0
Contact: Garnet Cornell

Test	Matrix	Reference	Result	Qualifier	Units	RPD	Limit	Analyzed
MET-T-MISA-TB	**Effluent**							
Batch R5657744								
WG3660317-9 MB								
Strontium (Sr)-Total			0.000015		mg/L		0.001	25-NOV-21
Sulfur (S)-Total			<0.2		mg/L		0.5	25-NOV-21
Tellurium (Te)-Total			<0.00002		mg/L		0.001	25-NOV-21
Thallium (Tl)-Total			<0.000005		mg/L		0.0003	25-NOV-21
Thorium (Th)-Total			<0.00001		mg/L		0.0001	25-NOV-21
Tin (Sn)-Total			<0.00001		mg/L		0.001	25-NOV-21
Titanium (Ti)-Total			0.00003		mg/L		0.002	25-NOV-21
Tungsten (W)-Total			<0.00001		mg/L		0.01	25-NOV-21
Uranium (U)-Total			<0.0000005		mg/L		0.005	25-NOV-21
Vanadium (V)-Total			0.00015		mg/L		0.001	25-NOV-21
Zinc (Zn)-Total			<0.0005		mg/L		0.003	25-NOV-21
Zirconium (Zr)-Total			0.000002		mg/L		0.001	25-NOV-21
Batch R5658833								
WG3661099-2 LCS								
Aluminum (Al)-Total			102.0		%		80-120	26-NOV-21
Antimony (Sb)-Total			104.6		%		80-120	26-NOV-21
Arsenic (As)-Total			105.3		%		80-120	26-NOV-21
Barium (Ba)-Total			102.7		%		80-120	26-NOV-21
Beryllium (Be)-Total			97.8		%		80-120	26-NOV-21
Bismuth (Bi)-Total			100.4		%		80-120	26-NOV-21
Boron (B)-Total			98.4		%		80-120	26-NOV-21
Cadmium (Cd)-Total			100.1		%		80-120	26-NOV-21
Calcium (Ca)-Total			102.8		%		80-120	26-NOV-21
Cesium (Cs)-Total			102.5		%		80-120	26-NOV-21
Chromium (Cr)-Total			100.3		%		80-120	26-NOV-21
Cobalt (Co)-Total			98.4		%		80-120	26-NOV-21
Copper (Cu)-Total			96.7		%		80-120	26-NOV-21
Iron (Fe)-Total			104.0		%		80-120	26-NOV-21
Lead (Pb)-Total			100.3		%		80-120	26-NOV-21
Lithium (Li)-Total			93.5		%		80-120	26-NOV-21
Magnesium (Mg)-Total			101.1		%		80-120	26-NOV-21
Manganese (Mn)-Total			102.0		%		80-120	26-NOV-21
Molybdenum (Mo)-Total			108.2		%		80-120	26-NOV-21
Nickel (Ni)-Total			104.2		%		80-120	26-NOV-21

Quality Control Report

Client: New Gold Inc. Rainy River Project
24 Marr Rd
Barwick ON P0W 1A0
Contact: Garnet Cornell

Test	Matrix	Reference	Result	Qualifier	Units	RPD	Limit	Analyzed
MET-T-MISA-TB	**Effluent**							
Batch R5658833								
WG3661099-2 LCS								
Phosphorus (P)-Total			102.6		%		80-120	26-NOV-21
Potassium (K)-Total			105.2		%		80-120	26-NOV-21
Rubidium (Rb)-Total			104.7		%		80-120	26-NOV-21
Selenium (Se)-Total			108.0		%		80-120	26-NOV-21
Silicon (Si)-Total			102.8		%		80-120	26-NOV-21
Silver (Ag)-Total			92.6		%		80-120	26-NOV-21
Sodium (Na)-Total			103.7		%		80-120	26-NOV-21
Strontium (Sr)-Total			104.5		%		80-120	26-NOV-21
Sulfur (S)-Total			100.3		%		80-120	26-NOV-21
Tellurium (Te)-Total			101.5		%		80-120	26-NOV-21
Thallium (Tl)-Total			101.0		%		80-120	26-NOV-21
Thorium (Th)-Total			99.3		%		80-120	26-NOV-21
Tin (Sn)-Total			102.6		%		80-120	26-NOV-21
Titanium (Ti)-Total			96.3		%		80-120	26-NOV-21
Tungsten (W)-Total			106.8		%		80-120	26-NOV-21
Uranium (U)-Total			94.8		%		80-120	26-NOV-21
Vanadium (V)-Total			101.3		%		80-120	26-NOV-21
Zinc (Zn)-Total			99.6		%		80-120	26-NOV-21
Zirconium (Zr)-Total			103.4		%		80-120	26-NOV-21
WG3661099-1 MB								
Aluminum (Al)-Total			0.0010		mg/L		0.005	26-NOV-21
Antimony (Sb)-Total			<0.000005		mg/L		0.0006	26-NOV-21
Arsenic (As)-Total			0.00003		mg/L		0.001	26-NOV-21
Barium (Ba)-Total			<0.00001		mg/L		0.01	26-NOV-21
Beryllium (Be)-Total			<0.0000001		mg/L		0.001	26-NOV-21
Bismuth (Bi)-Total			<0.00001		mg/L		0.001	26-NOV-21
Boron (B)-Total			0.0010		mg/L		0.05	26-NOV-21
Cadmium (Cd)-Total			<0.000001		mg/L		0.000017	26-NOV-21
Calcium (Ca)-Total			<0.002		mg/L		0.2	26-NOV-21
Cesium (Cs)-Total			<0.0000005		mg/L		0.00001	26-NOV-21
Chromium (Cr)-Total			<0.00002		mg/L		0.001	26-NOV-21
Cobalt (Co)-Total			<0.000005		mg/L		0.0005	26-NOV-21
Copper (Cu)-Total			<0.00002		mg/L		0.001	26-NOV-21
Iron (Fe)-Total			<0.0005		mg/L		0.02	26-NOV-21

Quality Control Report

Client: New Gold Inc. Rainy River Project
24 Marr Rd
Barwick ON P0W 1A0
Contact: Garnet Cornell

Test	Matrix	Reference	Result	Qualifier	Units	RPD	Limit	Analyzed
MET-T-MISA-TB	**Effluent**							
Batch R5658833								
WG3661099-1 MB								
Lead (Pb)-Total			<0.00001		mg/L		0.00005	26-NOV-21
Lithium (Li)-Total			<0.0002		mg/L		0.05	26-NOV-21
Magnesium (Mg)-Total			<0.0002		mg/L		0.02	26-NOV-21
Manganese (Mn)-Total			<0.0002		mg/L		0.001	26-NOV-21
Molybdenum (Mo)-Total			<0.000005		mg/L		0.001	26-NOV-21
Nickel (Ni)-Total			<0.00002		mg/L		0.002	26-NOV-21
Phosphorus (P)-Total			0.005		mg/L		0.05	26-NOV-21
Potassium (K)-Total			<0.01		mg/L		0.5	26-NOV-21
Rubidium (Rb)-Total			<0.000002		mg/L		0.0002	26-NOV-21
Selenium (Se)-Total			0.000005		mg/L		0.00005	26-NOV-21
Silicon (Si)-Total			0.026		mg/L		0.1	26-NOV-21
Silver (Ag)-Total			<0.000001		mg/L		0.0001	26-NOV-21
Sodium (Na)-Total			<0.005		mg/L		0.1	26-NOV-21
Strontium (Sr)-Total			<0.000005		mg/L		0.001	26-NOV-21
Sulfur (S)-Total			<0.2		mg/L		0.5	26-NOV-21
Tellurium (Te)-Total			<0.00002		mg/L		0.001	26-NOV-21
Thallium (Tl)-Total			<0.000005		mg/L		0.0003	26-NOV-21
Thorium (Th)-Total			<0.00001		mg/L		0.0001	26-NOV-21
Tin (Sn)-Total			<0.00001		mg/L		0.001	26-NOV-21
Titanium (Ti)-Total			<0.00001		mg/L		0.002	26-NOV-21
Tungsten (W)-Total			<0.00001		mg/L		0.01	26-NOV-21
Uranium (U)-Total			<0.0000005		mg/L		0.005	26-NOV-21
Vanadium (V)-Total			0.00015		mg/L		0.001	26-NOV-21
Zinc (Zn)-Total			<0.0005		mg/L		0.003	26-NOV-21
Zirconium (Zr)-Total			<0.000002		mg/L		0.001	26-NOV-21
NH3-MISA-F-TB	**Effluent**							
Batch R5649268								
WG3656744-2 LCS								
Ammonia, Total (as N)			101.6		%		85-115	15-NOV-21
WG3658234-2 LCS								
Ammonia, Total (as N)			95.4		%		85-115	15-NOV-21
WG3656744-1 MB								
Ammonia, Total (as N)			0.006	MB-LOR	mg/L		0.005	15-NOV-21
WG3658234-1 MB								

Quality Control Report

Client: New Gold Inc. Rainy River Project
24 Marr Rd
Barwick ON P0W 1A0
Contact: Garnet Cornell

Test	Matrix	Reference	Result	Qualifier	Units	RPD	Limit	Analyzed
NH3-MISA-F-TB	**Effluent**							
Batch R5649268								
WG3658234-1 MB								
Ammonia, Total (as N)			0.004		mg/L		0.005	15-NOV-21
NO2-MISA-IC-TB	**Effluent**							
Batch R5647276								
WG3657484-3 DUP		**L2661596-10**						
Nitrite (as N)		0.021	0.022		mg/L	2.7	20	13-NOV-21
WG3657475-18 LCS								
Nitrite (as N)			105.5		%		90-110	13-NOV-21
WG3657484-2 LCS								
Nitrite (as N)			105.8		%		90-110	13-NOV-21
WG3657475-17 MB								
Nitrite (as N)			<0.001		mg/L		0.01	13-NOV-21
WG3657484-1 MB								
Nitrite (as N)			<0.001		mg/L		0.01	13-NOV-21
WG3657484-4 MS		**L2661596-11**						
Nitrite (as N)			97.4		%		75-125	13-NOV-21
NO3-MISA-IC-TB	**Effluent**							
Batch R5647276								
WG3657484-3 DUP		**L2661596-10**						
Nitrate (as N)		2.58	2.67		mg/L	3.2	20	13-NOV-21
WG3657475-18 LCS								
Nitrate (as N)			102.1		%		90-110	13-NOV-21
WG3657484-2 LCS								
Nitrate (as N)			102.3		%		90-110	13-NOV-21
WG3657475-17 MB								
Nitrate (as N)			<0.002		mg/L		0.02	13-NOV-21
WG3657484-1 MB								
Nitrate (as N)			<0.002		mg/L		0.02	13-NOV-21
WG3657484-4 MS		**L2661596-11**						
Nitrate (as N)			113.2		%		75-125	13-NOV-21
OGG-TOT-WT	**Effluent**							
Batch R5648988								
WG3658700-2 LCS								
Oil and Grease, Total			89.5		%		50-150	15-NOV-21
WG3658700-1 MB								
Oil and Grease, Total			0.6		mg/L		1	15-NOV-21

Quality Control Report

Client: New Gold Inc. Rainy River Project
24 Marr Rd
Barwick ON P0W 1A0
Contact: Garnet Cornell

Test	Matrix	Reference	Result	Qualifier	Units	RPD	Limit	Analyzed
PH-MISA-TB	**Effluent**							
Batch R5645610								
WG3657428-3 DUP		**L2661621-1**						
pH		7.91	7.96	J	pH	0.05	0.2	12-NOV-21
WG3657428-2 LCS								
pH			6.97		pH		6.9-7.1	12-NOV-21
Batch R5647940								
WG3657438-3 DUP		**L2661596-3**						
pH		7.69	7.76	J	pH	0.07	0.2	13-NOV-21
WG3657438-2 LCS								
pH			6.95		pH		6.9-7.1	13-NOV-21
SO4-MISA-IC-TB	**Effluent**							
Batch R5647276								
WG3657484-3 DUP		**L2661596-10**						
Sulfate (SO4)		65.7	68.4		mg/L	4.1	20	13-NOV-21
WG3657475-18 LCS								
Sulfate (SO4)			99.4		%		90-110	13-NOV-21
WG3657484-2 LCS								
Sulfate (SO4)			99.1		%		90-110	13-NOV-21
WG3657475-17 MB								
Sulfate (SO4)			<0.05		mg/L		0.3	13-NOV-21
WG3657484-1 MB								
Sulfate (SO4)			<0.05		mg/L		0.3	13-NOV-21
WG3657484-4 MS		**L2661596-11**						
Sulfate (SO4)			97.4		%		75-125	13-NOV-21
TDS-MISA-TB	**Effluent**							
Batch R5646377								
WG3657717-2 LCS								
Total Dissolved Solids			93.0		%		85-115	13-NOV-21
WG3657717-1 MB								
Total Dissolved Solids			6		mg/L		10	13-NOV-21
Batch R5646396								
WG3657720-2 LCS								
Total Dissolved Solids			95.4		%		85-115	13-NOV-21
WG3657720-1 MB								
Total Dissolved Solids			<2		mg/L		10	13-NOV-21

Quality Control Report

Client: New Gold Inc. Rainy River Project
24 Marr Rd
Barwick ON P0W 1A0
Contact: Garnet Cornell

Test	Matrix	Reference	Result	Qualifier	Units	RPD	Limit	Analyzed
TDS-MISA-TB	**Effluent**							
Batch R5652627								
WG3659097-2 LCS								
Total Dissolved Solids			93.6		%		85-115	16-NOV-21
WG3659097-1 MB								
Total Dissolved Solids			6		mg/L		10	16-NOV-21
TSS-MISA-TB	**Effluent**							
Batch R5646327								
WG3657716-2 LCS								
Total Suspended Solids			90.3		%		85-115	13-NOV-21
WG3657716-1 MB								
Total Suspended Solids			<0.5		mg/L		3	13-NOV-21
Batch R5646338								
WG3657719-2 LCS								
Total Suspended Solids			93.3		%		85-115	13-NOV-21
WG3657719-1 MB								
Total Suspended Solids			<0.5		mg/L		3	13-NOV-21
Batch R5652617								
WG3659090-2 LCS								
Total Suspended Solids			93.7		%		85-115	16-NOV-21
WG3659090-1 MB								
Total Suspended Solids			0.5		mg/L		3	16-NOV-21

Quality Control Report

Workorder: L2661596 Report Date: 23-DEC-21

Client: New Gold Inc. Rainy River Project
24 Marr Rd
Barwick ON P0W 1A0
Contact: Garnet Cornell

Legend:

Limit	ALS Control Limit (Data Quality Objectives)
DUP	Duplicate
RPD	Relative Percent Difference
N/A	Not Available
LCS	Laboratory Control Sample
SRM	Standard Reference Material
MS	Matrix Spike
MSD	Matrix Spike Duplicate
ADE	Average Desorption Efficiency
MB	Method Blank
IRM	Internal Reference Material
CRM	Certified Reference Material
CCV	Continuing Calibration Verification
CVS	Calibration Verification Standard
LCSD	Laboratory Control Sample Duplicate

Sample Parameter Qualifier Definitions:

Qualifier	Description
<DL	Recorded value = measured amount <LMDL (non-zero)
<T	A Measurable Trace Amount: Interpret With Caution
<W	No Measurable Response (Zero): < Reported Value
J	Duplicate results and limits are expressed in terms of absolute difference.
MB-LOR	Method Blank exceeds ALS DQO. Limits of Reporting have been adjusted for samples with positive hits below 5x blank level.
MS-B	Matrix Spike recovery could not be accurately calculated due to high analyte background in sample.
RPD-NA	Relative Percent Difference Not Available due to result(s) being less than detection limit.

Quality Control Report

Workorder: L2661596 Report Date: 23-DEC-21

Client: New Gold Inc. Rainy River Project
24 Marr Rd
Barwick ON P0W 1A0
Contact: Garnet Cornell

Hold Time Exceedances:

ALS Product Description	Sample ID	Sampling Date	Date Processed	Rec. HT	Actual HT	Units	Qualifier
Physical Tests							
Colour, True							
	3	09-NOV-21 15:00	13-NOV-21 11:30	3	4	days	EHT
	18	09-NOV-21 15:30	13-NOV-21 10:40	3	4	days	EHT
Anions and Nutrients							
Filtr./Pres. for Carbons Subcontract							
	14	09-NOV-21 11:45	15-NOV-21 10:00	3	6	days	EHT

Legend & Qualifier Definitions:

EHTR-FM: Exceeded ALS recommended hold time prior to sample receipt. Field Measurement recommended.
EHTR: Exceeded ALS recommended hold time prior to sample receipt.
EHTL: Exceeded ALS recommended hold time prior to analysis. Sample was received less than 24 hours prior to expiry.
EHT: Exceeded ALS recommended hold time prior to analysis.
Rec. HT: ALS recommended hold time (see units).

Notes*:
Where actual sampling date is not provided to ALS, the date (& time) of receipt is used for calculation purposes.
Where actual sampling time is not provided to ALS, the earlier of 12 noon on the sampling date or the time (& date) of receipt is used for calculation purposes. Samples for L2661596 were received on 11-NOV-21 09:00.

ALS recommended hold times may vary by province. They are assigned to meet known provincial and/or federal government requirements. In the absence of regulatory hold times, ALS establishes recommendations based on guidelines published by the US EPA, APHA Standard Methods, or Environment Canada (where available). For more information, please contact ALS.

The ALS Quality Control Report is provided to ALS clients upon request. ALS includes comprehensive QC checks with every analysis to ensure our high standards of quality are met. Each QC result has a known or expected target value, which is compared against pre-determined data quality objectives to provide confidence in the accuracy of associated test results.

Please note that this report may contain QC results from anonymous Sample Duplicates and Matrix Spikes that do not originate from this Work Order.

ALS Environment

L2661596-COFC

AIN OF CUSTODY RECORD - ALS-445103228

L2661596

Project Name: Rainy River
Location: Chapple
Project Number:
Project Manager:
PO Number:
Project:
Turn Around Time (days): 10 Business Days
Shipping Company:
Shipping Date: 11/10/2021 7:44:00 AM
COC Number: ALS-445103228

	Containers	SW Kit	Ra-226 Bottle								Number of Containers	Comments
	Filtered	N	N									
	Preservatives											
		NG-SW-P-TB	RA226-MMER-BE									
Sample Code		DO	PH	temp	Date and Time	Matrix										
-1 FB_SW_20211109					11/09/2021 11:20	SW	X								11	
-2 SW02_SW_20211109		7.9	6.92	3	11/09/2021 10:40	SW	X								11	
-3 SW03_SW_20211109		10.43	7.44	4.1	11/09/2021 15:00	SW	X								11	
-4 SW06_SW_20211109		11.35	7.41	3.2	11/09/2021 12:00	SW	X								11	
-5 SW10_SW_20211109		10.77	3.4	3.2	11/09/2021 09:30	SW	X								11	
-6 SW15_SW_20211109		11.53	7.41	3.2	11/09/2021 11:10	SW	X								11	

Signature	Data/Time	Shipping Details	ATTN	Special Instructions:
Shipped by	11/10/2021 7:44:00 AM	**Method of Shipment:** Courier **On Ice:** yes / no **Shipped:** Air/Ground **Lab Name:** ALS Thunder Bay **Lab Phone:**		**Email Invoice to:** rainyriver.accounts1@newgold.com **Email Report to:** rainyriver.labresults@newgold.com
Received by	11-NOV-21 900 9.6°			

y



ALS Enutron

L2661596-COFC

CHAIN OF CUSTODY RECORD - ALS-445103228

L2661596

Project Name: Rainy River

Location: Chapple

Project Number:

Project Manager:

PO Number:

Project:

Turn Around Time (days): 10 Business Days

Shipping Company:

Shipping Date: 11/10/2021 7:44:00 AM

COC Number: ALS-445103228

						Containers	SW Kit	Ra-226 Bottle									
						Filtered	N	N									
						Preservatives											
	Sample Code	DO	PH	temp	**Date and Time**	**Matrix**	NG-SW-P-TB	RA226-MMER-BE								**Number of Containers**	**Comments**
-7	SW16_SW_20211109	12.41	7.7	5.9	11/09/2021 09:30	SW	X									11	
-8	SW17_SW_20211109	11.28	7.82	6.4	11/09/2021 10:40	SW	X									11	
-9	SW20_SW_20211109	10.07	7.3	3	11/09/2021 10:15	SW	X	X								12	
-10	SW21A_SW_20211109	8.45	7.63	4.6	11/09/2021 14:15	SW	X									11	
-11	SW22A_SW_20211109	10.13	7.27	4.1	11/09/2021 13:30	SW	X	X								12	
-12	SW23_SW_20211109	11.55	7.28	2.9	11/09/2021 12:05	SW	X	X								12	
-13	SW24_SW_20211109	12.29	7.39	3.6	11/09/2021 12:20	SW	X	X								12	

	Signature	Data/Time
Shipped by		11/10/2021 7:44:00 AM
Received by		

Shipping Details

Method of Shipment: Courier

On Ice: yes / no

Shipped: Air/Ground

Lab Name: ALS Thunder Bay

Lab Phone:

ATTN

Special Instructions:

Email Invoice to:
rainyriver.accounts1@newgold.com

Email Report to:
rainyriver.labresults@newgold.com

L2661596-COFC

CHAIN OF CUSTODY RECORD - ALS-445103228

L2661596

Project Name: Rainy River
Location: Chapple
Project Number:
Project Manager:
PO Number:
Project:
Turn Around Time (days): 10 Business Days
Shipping Company:
Shipping Date: 11/10/2021 7:44:00 AM
COC Number: ALS-445103228

						Containers	SW Kit	Ra-226 Bottle									
						Filtered	N	N									
						Preservatives											
							NG-SW-P-TB	RA226-MMER-BE								Number of Containers	Comments
	Sample Code	DO	PH	temp	Date and Time	Matrix											
-14	SW25_SW_20211109	11.23	7.96	2.3	11/09/2021 11:45	SW	X									11	
-15	SW26_SW_20211109	10.53	7.41	2.6	11/09/2021 11:20	SW	X									11	
-16	SW27_SW_20211109	12.99	7.49	2.7	11/09/2021 13:50	SW	X									11	
-17	SW28A_SW_20211109	13.66	7.66	1.4	11/09/2021 09:55	SW	X									11	
-18	SW29_SW_20211109	7.91	7.03	4.4	11/09/2021 15:30	SW	X									11	
-19	TB_SW_20211109				11/10/2021 09:00	SW	X									11	

Signature	Data/Time
Shipped by	11/10/2021 7:44:00 AM
Received by	

Shipping Details
Method of Shipment: Courier
On Ice: yes / no
Shipped: Air/Ground
Lab Name: ALS Thunder Bay
Lab Phone:

ATTN

Special Instructions:

Email Invoice to:
rainyriver.accounts1@newgold.com
Email Report to:
rainyriver.labresults@newgold.com

New Gold Inc. Rainy River Project
ATTN: Garnet Cornell
24 Marr Rd
Barwick ON P0W 1A0

Date Received: 16-DEC-21
Report Date: 02-FEB-22 09:03 (MT)
Version: FINAL

Client Phone: 807-234-8200

Certificate of Analysis

Lab Work Order #: L2673100

Project P.O. #: 4500038941
Job Reference: SW KIT
C of C Numbers:
Legal Site Desc:



Christine Paradis
Project Manager

[This report shall not be reproduced except in full without the written authority of the Laboratory.]

ALS ENVIRONMENTAL ANALYTICAL REPORT

Sample Details/Parameters	Result	Qualifier*	D.L.	Units	Extracted	Analyzed	Batch
L2673100-1 FB_SW_20211207 Sampled By: Client on 14-DEC-21 @ 12:00 Matrix: SW							
Physical Tests							
Color, True	<2.0		2.0	CU		16-DEC-21	R5679864
Conductivity (EC)	0.4	<DL	1.0	uS/cm		16-DEC-21	R5680137
Hardness (as CaCO3)	<0.51		0.51	mg/L		20-DEC-21	
pH	5.38		0.10	pH		16-DEC-21	R5680137
Total Suspended Solids	1.0	<DL	3.0	mg/L		16-DEC-21	R5680244
Total Dissolved Solids	<2	<W	10	mg/L		16-DEC-21	R5680245
Turbidity	0.13		0.10	NTU		16-DEC-21	R5679767
Anions and Nutrients							
Acidity (as CaCO3)	<0.2	<W	2.0	mg/L		20-DEC-21	R5681007
Alkalinity, Total (as CaCO3)	<0.2	<W	2.0	mg/L		16-DEC-21	R5680137
Ammonia, Total (as N)	0.034	<T	0.0050	mg/L		21-DEC-21	R5682065
Chloride (Cl)	0.22		0.10	mg/L	16-DEC-21	17-DEC-21	R5680970
Fluoride (F)	<0.020		0.020	mg/L	16-DEC-21	17-DEC-21	R5680970
Nitrate (as N)	0.020	<T	0.020	mg/L		17-DEC-21	R5680970
Nitrite (as N)	<0.001	<W	0.010	mg/L		17-DEC-21	R5680970
Total Kjeldahl Nitrogen	<0.050		0.050	mg/L	17-DEC-21	20-DEC-21	R5681548
Orthophosphate-Dissolved (as P)	<0.0030		0.0030	mg/L	16-DEC-21	17-DEC-21	R5680299
Sulfate (SO4)	0.15	<DL	0.30	mg/L		17-DEC-21	R5680970
Cyanides							
Cyanide, Weak Acid Diss	<0.0001	<W	0.0020	mg/L		17-DEC-21	R5681111
Cyanide, Total	<0.0002	<W	0.0020	mg/L		17-DEC-21	R5681111
Cyanide, Free	<0.0001	<W	0.0020	mg/L		17-DEC-21	R5681111
Organic / Inorganic Carbon							
Dissolved Organic Carbon	<0.50		0.50	mg/L	14-DEC-21	30-DEC-21	R5680936
Total Organic Carbon	<0.50		0.50	mg/L		20-DEC-21	R5681144
Total Metals							
Aluminum (Al)-Total	0.0004	<DL	0.0050	mg/L		17-DEC-21	R5680999
Antimony (Sb)-Total	<0.000005	<W	0.00060	mg/L		17-DEC-21	R5680999
Arsenic (As)-Total	<0.00001	<W	0.0010	mg/L		17-DEC-21	R5680999
Barium (Ba)-Total	<0.00001	<W	0.010	mg/L		17-DEC-21	R5680999
Beryllium (Be)-Total	<0.0000001	<W	0.0010	mg/L		17-DEC-21	R5680999
Bismuth (Bi)-Total	<0.00001	<W	0.0010	mg/L		17-DEC-21	R5680999
Boron (B)-Total	0.0040	<DL	0.050	mg/L		17-DEC-21	R5680999
Cadmium (Cd)-Total	<0.000001	<W	0.000017	mg/L		17-DEC-21	R5680999
Calcium (Ca)-Total	<0.002	<W	0.20	mg/L		17-DEC-21	R5680999
Cesium (Cs)-Total	<0.0000005	<W	0.000010	mg/L		17-DEC-21	R5680999
Chromium (Cr)-Total	0.00008	<DL	0.0010	mg/L		17-DEC-21	R5680999
Cobalt (Co)-Total	<0.000005	<W	0.00050	mg/L		17-DEC-21	R5680999
Copper (Cu)-Total	<0.00002	<W	0.0010	mg/L		17-DEC-21	R5680999
Iron (Fe)-Total	<0.0005	<W	0.020	mg/L		17-DEC-21	R5680999
Lead (Pb)-Total	<0.00001	<W	0.000050	mg/L		17-DEC-21	R5680999
Lithium (Li)-Total	<0.0002	<W	0.050	mg/L		17-DEC-21	R5680999

* Refer to Referenced Information for Qualifiers (if any) and Methodology.

ALS ENVIRONMENTAL ANALYTICAL REPORT

Sample Details/Parameters	Result	Qualifier*	D.L.	Units	Extracted	Analyzed	Batch
L2673100-1 FB_SW_20211207 Sampled By: Client on 14-DEC-21 @ 12:00 Matrix: SW							
Total Metals							
Magnesium (Mg)-Total	<0.0002	<W	0.020	mg/L		17-DEC-21	R5680999
Manganese (Mn)-Total	<0.0002	<W	0.0010	mg/L		17-DEC-21	R5680999
Mercury (Hg)-Total	<0.000005	<W	0.000030	mg/L		22-DEC-21	R5682132
Molybdenum (Mo)-Total	<0.000005	<W	0.0010	mg/L		17-DEC-21	R5680999
Nickel (Ni)-Total	0.00004	<DL	0.0020	mg/L		17-DEC-21	R5680999
Phosphorus (P)-Total	<0.005	<W	0.050	mg/L		17-DEC-21	R5680999
Potassium (K)-Total	<0.01	<W	0.50	mg/L		17-DEC-21	R5680999
Rubidium (Rb)-Total	<0.000002	<W	0.00020	mg/L		17-DEC-21	R5680999
Selenium (Se)-Total	<0.000005	<W	0.000050	mg/L		17-DEC-21	R5680999
Silicon (Si)-Total	0.036	<DL	0.10	mg/L		17-DEC-21	R5680999
Silver (Ag)-Total	<0.000001	<W	0.00010	mg/L		17-DEC-21	R5680999
Sodium (Na)-Total	0.030	<DL	0.10	mg/L		17-DEC-21	R5680999
Strontium (Sr)-Total	<0.000005	<W	0.0010	mg/L		17-DEC-21	R5680999
Sulfur (S)-Total	<0.2	<W	0.50	mg/L		17-DEC-21	R5680999
Tellurium (Te)-Total	<0.00002	<W	0.0010	mg/L		17-DEC-21	R5680999
Thallium (Tl)-Total	<0.000005	<W	0.00030	mg/L		17-DEC-21	R5680999
Thorium (Th)-Total	<0.00001	<W	0.00010	mg/L		17-DEC-21	R5680999
Tin (Sn)-Total	<0.00001	<W	0.0010	mg/L		17-DEC-21	R5680999
Titanium (Ti)-Total	<0.00001	<W	0.0020	mg/L		17-DEC-21	R5680999
Tungsten (W)-Total	<0.00001	<W	0.010	mg/L		17-DEC-21	R5680999
Uranium (U)-Total	<0.0000005	<W	0.0050	mg/L		17-DEC-21	R5680999
Vanadium (V)-Total	<0.00005	<W	0.0010	mg/L		17-DEC-21	R5680999
Zinc (Zn)-Total	<0.0005	<W	0.0030	mg/L		17-DEC-21	R5680999
Zirconium (Zr)-Total	<0.000002	<W	0.0010	mg/L		17-DEC-21	R5680999
Dissolved Metals							
Dissolved Metals Filtration Location	FIELD					16-DEC-21	R5679955
Aluminum (Al)-Dissolved	0.0002	<DL	0.0050	mg/L		17-DEC-21	R5681013
Antimony (Sb)-Dissolved	<0.000005	<W	0.00060	mg/L		17-DEC-21	R5681013
Arsenic (As)-Dissolved	<0.0000002	<W	0.0010	mg/L		17-DEC-21	R5681013
Barium (Ba)-Dissolved	<0.000005	<W	0.010	mg/L		17-DEC-21	R5681013
Beryllium (Be)-Dissolved	<0.000002	<W	0.0010	mg/L		17-DEC-21	R5681013
Bismuth (Bi)-Dissolved	<0.000002	<W	0.0010	mg/L		17-DEC-21	R5681013
Boron (B)-Dissolved	0.0040	<DL	0.050	mg/L		17-DEC-21	R5681013
Cadmium (Cd)-Dissolved	<0.0000005	<W	0.000017	mg/L		17-DEC-21	R5681013
Calcium (Ca)-Dissolved	<0.002	<W	0.20	mg/L		17-DEC-21	R5681013
Cesium (Cs)-Dissolved	<0.0000005	<W	0.000010	mg/L		17-DEC-21	R5681013
Chromium (Cr)-Dissolved	0.00012	<DL	0.0010	mg/L		17-DEC-21	R5681013
Cobalt (Co)-Dissolved	<0.000002	<W	0.00050	mg/L		17-DEC-21	R5681013
Copper (Cu)-Dissolved	<0.00002	<W	0.0010	mg/L		17-DEC-21	R5681013
Iron (Fe)-Dissolved	<0.0005	<W	0.020	mg/L		17-DEC-21	R5681013
Lead (Pb)-Dissolved	<0.00001	<W	0.000050	mg/L		17-DEC-21	R5681013

* Refer to Referenced Information for Qualifiers (if any) and Methodology.

ALS ENVIRONMENTAL ANALYTICAL REPORT

Sample Details/Parameters	Result	Qualifier*	D.L.	Units	Extracted	Analyzed	Batch
L2673100-1 FB_SW_20211207 Sampled By: Client on 14-DEC-21 @ 12:00 Matrix: SW							
Dissolved Metals							
Lithium (Li)-Dissolved	<0.0002	<W	0.050	mg/L		17-DEC-21	R5681013
Magnesium (Mg)-Dissolved	<0.0005	<W	0.020	mg/L		17-DEC-21	R5681013
Manganese (Mn)-Dissolved	<0.00002	<W	0.0010	mg/L		17-DEC-21	R5681013
Mercury (Hg)-Dissolved	<0.000005	<W	0.000030	mg/L		22-DEC-21	R5682130
Molybdenum (Mo)-Dissolved	<0.000002	<W	0.0010	mg/L		17-DEC-21	R5681013
Nickel (Ni)-Dissolved	<0.00002	<W	0.0020	mg/L		17-DEC-21	R5681013
Phosphorus (P)-Dissolved	<0.005	<W	0.050	mg/L		17-DEC-21	R5681013
Potassium (K)-Dissolved	<0.01	<W	0.50	mg/L		17-DEC-21	R5681013
Rubidium (Rb)-Dissolved	<0.000002	<W	0.00020	mg/L		17-DEC-21	R5681013
Selenium (Se)-Dissolved	<0.000005	<W	0.000050	mg/L		17-DEC-21	R5681013
Silicon (Si)-Dissolved	0.040	<DL	0.050	mg/L		17-DEC-21	R5681013
Silver (Ag)-Dissolved	<0.0000005	<W	0.00010	mg/L		17-DEC-21	R5681013
Sodium (Na)-Dissolved	0.025	<DL	0.10	mg/L		17-DEC-21	R5681013
Strontium (Sr)-Dissolved	<0.00002	<W	0.0010	mg/L		17-DEC-21	R5681013
Sulfur (S)-Dissolved	<0.2	<W	0.50	mg/L		17-DEC-21	R5681013
Tellurium (Te)-Dissolved	<0.00001	<W	0.0010	mg/L		17-DEC-21	R5681013
Thallium (Tl)-Dissolved	<0.000002	<W	0.00030	mg/L		17-DEC-21	R5681013
Thorium (Th)-Dissolved	<0.00001	<W	0.00010	mg/L		17-DEC-21	R5681013
Tin (Sn)-Dissolved	<0.000005	<W	0.0010	mg/L		17-DEC-21	R5681013
Titanium (Ti)-Dissolved	<0.00002	<W	0.0020	mg/L		17-DEC-21	R5681013
Tungsten (W)-Dissolved	<0.000002	<W	0.010	mg/L		17-DEC-21	R5681013
Uranium (U)-Dissolved	<0.0000005	<W	0.0050	mg/L		17-DEC-21	R5681013
Vanadium (V)-Dissolved	<0.00002	<W	0.0010	mg/L		17-DEC-21	R5681013
Zinc (Zn)-Dissolved	0.0004	<DL	0.0030	mg/L		17-DEC-21	R5681013
Zirconium (Zr)-Dissolved	<0.000002	<W	0.0010	mg/L		17-DEC-21	R5681013
Aggregate Organics							
Biochemical Oxygen Demand	<2.0		2.0	mg/L		16-DEC-21	R5681683
Chemical Oxygen Demand	<10		10	mg/L	17-DEC-21	21-DEC-21	R5681805
Oil and Grease, Total	<0.2	<W	1.0	mg/L	20-DEC-21	20-DEC-21	R5681311
L2673100-2 SW02_SW_20211207 Sampled By: Client on 14-DEC-21 @ 10:55 Matrix: SW							
Field Tests							
Dissolved Oxygen, Client Supplied	9.52		0	mg/L		17-DEC-21	R5680524
pH, Client Supplied	4.86		0.10	pH		17-DEC-21	R5680524
Temperature, Client Supplied	.1		0	Degree C		17-DEC-21	R5680524
Physical Tests							
Color, True	223		2.0	CU		16-DEC-21	R5679864
Conductivity (EC)	117		1.0	uS/cm		16-DEC-21	R5680137
Hardness (as CaCO3)	74.8		0.51	mg/L		20-DEC-21	
pH	6.82		0.10	pH		16-DEC-21	R5680137
Total Suspended Solids	0.5	<DL	3.0	mg/L		16-DEC-21	R5680244

* Refer to Referenced Information for Qualifiers (if any) and Methodology.

ALS ENVIRONMENTAL ANALYTICAL REPORT

Sample Details/Parameters	Result	Qualifier*	D.L.	Units	Extracted	Analyzed	Batch
L2673100-2 SW02_SW_20211207 Sampled By: Client on 14-DEC-21 @ 10:55 Matrix: SW							
Physical Tests							
Total Dissolved Solids	232		13	mg/L		16-DEC-21	R5680245
Turbidity	0.53		0.10	NTU		16-DEC-21	R5679767
Anions and Nutrients							
Acidity (as CaCO3)	4.4		2.0	mg/L		20-DEC-21	R5681007
Alkalinity, Total (as CaCO3)	56.8		2.0	mg/L		16-DEC-21	R5680137
Ammonia, Total (as N)	0.020	<T	0.0050	mg/L		21-DEC-21	R5682065
Ammonia, Un-ionized (as N)	<0.001	<W	0.010	mg/L		22-DEC-21	
Chloride (Cl)	0.64		0.10	mg/L	16-DEC-21	17-DEC-21	R5680970
Fluoride (F)	0.024		0.020	mg/L	16-DEC-21	17-DEC-21	R5680970
Nitrate (as N)	0.012	<DL	0.020	mg/L		17-DEC-21	R5680970
Nitrite (as N)	<0.001	<W	0.010	mg/L		17-DEC-21	R5680970
Total Kjeldahl Nitrogen	1.41		0.050	mg/L	17-DEC-21	20-DEC-21	R5681548
Orthophosphate-Dissolved (as P)	<0.0030		0.0030	mg/L	16-DEC-21	17-DEC-21	R5680299
Sulfate (SO4)	1.00	<T	0.30	mg/L		17-DEC-21	R5680970
Cyanides							
Cyanide, Weak Acid Diss	0.0005	<DL	0.0020	mg/L		17-DEC-21	R5681111
Cyanide, Total	0.0010	<DL	0.0020	mg/L		17-DEC-21	R5681111
Cyanide, Free	0.0006	<DL	0.0020	mg/L		17-DEC-21	R5681111
Organic / Inorganic Carbon							
Dissolved Organic Carbon	52.1	DLM	2.5	mg/L	16-DEC-21	20-DEC-21	R5681140
Total Organic Carbon	52.6	DLM	2.5	mg/L		20-DEC-21	R5681144
Total Metals							
Aluminum (Al)-Total	0.0770		0.0050	mg/L		17-DEC-21	R5680999
Antimony (Sb)-Total	0.000040	<DL	0.00060	mg/L		17-DEC-21	R5680999
Arsenic (As)-Total	0.00078	<DL	0.0010	mg/L		17-DEC-21	R5680999
Barium (Ba)-Total	0.00895	<DL	0.010	mg/L		17-DEC-21	R5680999
Beryllium (Be)-Total	0.0000117	<DL	0.0010	mg/L		17-DEC-21	R5680999
Bismuth (Bi)-Total	<0.00001	<W	0.0010	mg/L		17-DEC-21	R5680999
Boron (B)-Total	0.0060	<DL	0.050	mg/L		17-DEC-21	R5680999
Cadmium (Cd)-Total	0.000004	<DL	0.000017	mg/L		17-DEC-21	R5680999
Calcium (Ca)-Total	19.1		0.20	mg/L		17-DEC-21	R5680999
Cesium (Cs)-Total	<0.0000005	<W	0.000010	mg/L		17-DEC-21	R5680999
Chromium (Cr)-Total	0.00044	<DL	0.0010	mg/L		17-DEC-21	R5680999
Cobalt (Co)-Total	0.000125	<DL	0.00050	mg/L		17-DEC-21	R5680999
Copper (Cu)-Total	0.00028	<DL	0.0010	mg/L		17-DEC-21	R5680999
Iron (Fe)-Total	0.467		0.020	mg/L		17-DEC-21	R5680999
Lead (Pb)-Total	0.00007	<T	0.000050	mg/L		17-DEC-21	R5680999
Lithium (Li)-Total	0.0018	<DL	0.050	mg/L		17-DEC-21	R5680999
Magnesium (Mg)-Total	7.46		0.020	mg/L		17-DEC-21	R5680999
Manganese (Mn)-Total	0.0294		0.0010	mg/L		17-DEC-21	R5680999
Mercury (Hg)-Total	<0.000005	<W	0.000030	mg/L		22-DEC-21	R5682132
Molybdenum (Mo)-Total	0.000070	<DL	0.0010	mg/L		17-DEC-21	R5680999

* Refer to Referenced Information for Qualifiers (if any) and Methodology.

ALS ENVIRONMENTAL ANALYTICAL REPORT

Sample Details/Parameters	Result	Qualifier*	D.L.	Units	Extracted	Analyzed	Batch
L2673100-2 SW02_SW_20211207 Sampled By: Client on 14-DEC-21 @ 10:55 Matrix: SW							
Total Metals							
Nickel (Ni)-Total	0.00068	<DL	0.0020	mg/L		17-DEC-21	R5680999
Phosphorus (P)-Total	<0.005	<W	0.050	mg/L		17-DEC-21	R5680999
Potassium (K)-Total	0.41	<DL	0.50	mg/L		17-DEC-21	R5680999
Rubidium (Rb)-Total	0.00104		0.00020	mg/L		17-DEC-21	R5680999
Selenium (Se)-Total	0.000180	<T	0.000050	mg/L		17-DEC-21	R5680999
Silicon (Si)-Total	6.49		0.10	mg/L		17-DEC-21	R5680999
Silver (Ag)-Total	<0.000001	<W	0.00010	mg/L		17-DEC-21	R5680999
Sodium (Na)-Total	1.25		0.10	mg/L		17-DEC-21	R5680999
Strontium (Sr)-Total	0.0291		0.0010	mg/L		17-DEC-21	R5680999
Sulfur (S)-Total	0.4	<DL	0.50	mg/L		17-DEC-21	R5680999
Tellurium (Te)-Total	<0.00002	<W	0.0010	mg/L		17-DEC-21	R5680999
Thallium (Tl)-Total	<0.000005	<W	0.00030	mg/L		17-DEC-21	R5680999
Thorium (Th)-Total	0.00003	<DL	0.00010	mg/L		17-DEC-21	R5680999
Tin (Sn)-Total	<0.00001	<W	0.0010	mg/L		17-DEC-21	R5680999
Titanium (Ti)-Total	0.00154	<DL	0.0020	mg/L		17-DEC-21	R5680999
Tungsten (W)-Total	<0.00001	<W	0.010	mg/L		17-DEC-21	R5680999
Uranium (U)-Total	0.0000330	<DL	0.0050	mg/L		17-DEC-21	R5680999
Vanadium (V)-Total	0.00025	<DL	0.0010	mg/L		17-DEC-21	R5680999
Zinc (Zn)-Total	0.0025	<DL	0.0030	mg/L		17-DEC-21	R5680999
Zirconium (Zr)-Total	0.000230	<DL	0.0010	mg/L		17-DEC-21	R5680999
Dissolved Metals							
Dissolved Metals Filtration Location	LAB					16-DEC-21	R5679955
Aluminum (Al)-Dissolved	0.0726		0.0050	mg/L		17-DEC-21	R5681013
Antimony (Sb)-Dissolved	0.000035	<DL	0.00060	mg/L		17-DEC-21	R5681013
Arsenic (As)-Dissolved	0.000739	<DL	0.0010	mg/L		17-DEC-21	R5681013
Barium (Ba)-Dissolved	0.00907	<DL	0.010	mg/L		17-DEC-21	R5681013
Beryllium (Be)-Dissolved	0.000010	<DL	0.0010	mg/L		17-DEC-21	R5681013
Bismuth (Bi)-Dissolved	<0.000002	<W	0.0010	mg/L		17-DEC-21	R5681013
Boron (B)-Dissolved	0.0060	<DL	0.050	mg/L		17-DEC-21	R5681013
Cadmium (Cd)-Dissolved	<0.0000005	<W	0.000017	mg/L		17-DEC-21	R5681013
Calcium (Ca)-Dissolved	17.9		0.20	mg/L		17-DEC-21	R5681013
Cesium (Cs)-Dissolved	<0.0000005	<W	0.000010	mg/L		17-DEC-21	R5681013
Chromium (Cr)-Dissolved	0.00027	<DL	0.0010	mg/L		17-DEC-21	R5681013
Cobalt (Co)-Dissolved	0.000122	<DL	0.00050	mg/L		17-DEC-21	R5681013
Copper (Cu)-Dissolved	0.00032	<DL	0.0010	mg/L		17-DEC-21	R5681013
Iron (Fe)-Dissolved	0.427		0.020	mg/L		17-DEC-21	R5681013
Lead (Pb)-Dissolved	0.00006	<T	0.000050	mg/L		17-DEC-21	R5681013
Lithium (Li)-Dissolved	0.0020	<DL	0.050	mg/L		17-DEC-21	R5681013
Magnesium (Mg)-Dissolved	7.34		0.020	mg/L		17-DEC-21	R5681013
Manganese (Mn)-Dissolved	0.0279		0.0010	mg/L		17-DEC-21	R5681013
Mercury (Hg)-Dissolved	<0.000005	<W	0.000030	mg/L		22-DEC-21	R5682130

* Refer to Referenced Information for Qualifiers (if any) and Methodology.

ALS ENVIRONMENTAL ANALYTICAL REPORT

Sample Details/Parameters	Result	Qualifier*	D.L.	Units	Extracted	Analyzed	Batch
L2673100-2 SW02_SW_20211207 Sampled By: Client on 14-DEC-21 @ 10:55 Matrix: SW							
Dissolved Metals							
Molybdenum (Mo)-Dissolved	0.000062	<DL	0.0010	mg/L		17-DEC-21	R5681013
Nickel (Ni)-Dissolved	0.00064	<DL	0.0020	mg/L		17-DEC-21	R5681013
Phosphorus (P)-Dissolved	<0.005	<W	0.050	mg/L		17-DEC-21	R5681013
Potassium (K)-Dissolved	0.42	<DL	0.50	mg/L		17-DEC-21	R5681013
Rubidium (Rb)-Dissolved	0.00104		0.00020	mg/L		17-DEC-21	R5681013
Selenium (Se)-Dissolved	0.000140	<T	0.000050	mg/L		17-DEC-21	R5681013
Silicon (Si)-Dissolved	6.58		0.050	mg/L		17-DEC-21	R5681013
Silver (Ag)-Dissolved	<0.0000005	<W	0.00010	mg/L		17-DEC-21	R5681013
Sodium (Na)-Dissolved	1.20		0.10	mg/L		17-DEC-21	R5681013
Strontium (Sr)-Dissolved	0.0278		0.0010	mg/L		17-DEC-21	R5681013
Sulfur (S)-Dissolved	0.6		0.50	mg/L		17-DEC-21	R5681013
Tellurium (Te)-Dissolved	<0.00001	<W	0.0010	mg/L		17-DEC-21	R5681013
Thallium (Tl)-Dissolved	<0.000002	<W	0.00030	mg/L		17-DEC-21	R5681013
Thorium (Th)-Dissolved	0.00001	<DL	0.00010	mg/L		17-DEC-21	R5681013
Tin (Sn)-Dissolved	<0.000005	<W	0.0010	mg/L		17-DEC-21	R5681013
Titanium (Ti)-Dissolved	0.00126	<DL	0.0020	mg/L		17-DEC-21	R5681013
Tungsten (W)-Dissolved	<0.000002	<W	0.010	mg/L		17-DEC-21	R5681013
Uranium (U)-Dissolved	0.0000300	<DL	0.0050	mg/L		17-DEC-21	R5681013
Vanadium (V)-Dissolved	0.00030	<DL	0.0010	mg/L		17-DEC-21	R5681013
Zinc (Zn)-Dissolved	0.0020	<DL	0.0030	mg/L		17-DEC-21	R5681013
Zirconium (Zr)-Dissolved	0.000198	<DL	0.0010	mg/L		17-DEC-21	R5681013
Aggregate Organics							
Biochemical Oxygen Demand	<2.0		2.0	mg/L		16-DEC-21	R5681683
Chemical Oxygen Demand	138		10	mg/L	17-DEC-21	21-DEC-21	R5681805
Oil and Grease, Total	<0.2	<W	1.0	mg/L	20-DEC-21	20-DEC-21	R5681311
L2673100-3 SW06_SW_20211207 Sampled By: Client on 14-DEC-21 @ 12:00 Matrix: SW							
Physical Tests							
Color, True	149		2.0	CU		16-DEC-21	R5679864
Conductivity (EC)	323		1.0	uS/cm		16-DEC-21	R5680137
Hardness (as CaCO3)	169		0.51	mg/L		20-DEC-21	
pH	7.58		0.10	pH		16-DEC-21	R5680137
Total Suspended Solids	0.5	<DL	3.0	mg/L		16-DEC-21	R5680244
Total Dissolved Solids	242		20	mg/L		16-DEC-21	R5680245
Turbidity	2.19		0.10	NTU		16-DEC-21	R5679767
Anions and Nutrients							
Acidity (as CaCO3)	2.0		2.0	mg/L		20-DEC-21	R5681007
Alkalinity, Total (as CaCO3)	138		2.0	mg/L		16-DEC-21	R5680137
Ammonia, Total (as N)	0.034	<T	0.0050	mg/L		21-DEC-21	R5682065
Chloride (Cl)	10.1		0.10	mg/L	16-DEC-21	17-DEC-21	R5680970
Fluoride (F)	0.059		0.020	mg/L	16-DEC-21	17-DEC-21	R5680970

* Refer to Referenced Information for Qualifiers (if any) and Methodology.

ALS ENVIRONMENTAL ANALYTICAL REPORT

Sample Details/Parameters	Result	Qualifier*	D.L.	Units	Extracted	Analyzed	Batch
L2673100-3 SW06_SW_20211207 Sampled By: Client on 14-DEC-21 @ 12:00 Matrix: SW							
Anions and Nutrients							
Nitrate (as N)	0.040	<T	0.020	mg/L		17-DEC-21	R5680970
Nitrite (as N)	<0.001	<W	0.010	mg/L		17-DEC-21	R5680970
Total Kjeldahl Nitrogen	0.968		0.050	mg/L	17-DEC-21	20-DEC-21	R5681548
Orthophosphate-Dissolved (as P)	0.0031		0.0030	mg/L	16-DEC-21	17-DEC-21	R5680299
Sulfate (SO4)	20.8		0.30	mg/L		17-DEC-21	R5680970
Cyanides							
Cyanide, Weak Acid Diss	0.0006	<DL	0.0020	mg/L		17-DEC-21	R5681111
Cyanide, Total	0.0008	<DL	0.0020	mg/L		17-DEC-21	R5681111
Cyanide, Free	0.0006	<DL	0.0020	mg/L		17-DEC-21	R5681111
Organic / Inorganic Carbon							
Dissolved Organic Carbon	37.4	DLM	2.5	mg/L	15-DEC-21	20-DEC-21	R5681140
Total Organic Carbon	38.3	DLM	2.5	mg/L		20-DEC-21	R5681144
Total Metals							
Aluminum (Al)-Total	0.109		0.0050	mg/L		17-DEC-21	R5680999
Antimony (Sb)-Total	0.000085	<DL	0.00060	mg/L		17-DEC-21	R5680999
Arsenic (As)-Total	0.00095	<DL	0.0010	mg/L		17-DEC-21	R5680999
Barium (Ba)-Total	0.0197		0.010	mg/L		17-DEC-21	R5680999
Beryllium (Be)-Total	0.0000064	<DL	0.0010	mg/L		17-DEC-21	R5680999
Bismuth (Bi)-Total	<0.00001	<W	0.0010	mg/L		17-DEC-21	R5680999
Boron (B)-Total	0.0120	<DL	0.050	mg/L		17-DEC-21	R5680999
Cadmium (Cd)-Total	0.000009	<DL	0.000017	mg/L		17-DEC-21	R5680999
Calcium (Ca)-Total	44.4		0.20	mg/L		17-DEC-21	R5680999
Cesium (Cs)-Total	0.0000050	<DL	0.000010	mg/L		17-DEC-21	R5680999
Chromium (Cr)-Total	0.00038	<DL	0.0010	mg/L		17-DEC-21	R5680999
Cobalt (Co)-Total	0.000135	<DL	0.00050	mg/L		17-DEC-21	R5680999
Copper (Cu)-Total	0.00152	<T	0.0010	mg/L		17-DEC-21	R5680999
Iron (Fe)-Total	0.343		0.020	mg/L		17-DEC-21	R5680999
Lead (Pb)-Total	0.00003	<DL	0.000050	mg/L		17-DEC-21	R5680999
Lithium (Li)-Total	0.0046	<DL	0.050	mg/L		17-DEC-21	R5680999
Magnesium (Mg)-Total	16.2		0.020	mg/L		17-DEC-21	R5680999
Manganese (Mn)-Total	0.0386		0.0010	mg/L		17-DEC-21	R5680999
Mercury (Hg)-Total	<0.000005	<W	0.000030	mg/L		22-DEC-21	R5682132
Molybdenum (Mo)-Total	0.000500	<DL	0.0010	mg/L		17-DEC-21	R5680999
Nickel (Ni)-Total	0.00130	<DL	0.0020	mg/L		17-DEC-21	R5680999
Phosphorus (P)-Total	<0.005	<W	0.050	mg/L		17-DEC-21	R5680999
Potassium (K)-Total	1.88		0.50	mg/L		17-DEC-21	R5680999
Rubidium (Rb)-Total	0.00126		0.00020	mg/L		17-DEC-21	R5680999
Selenium (Se)-Total	0.000150	<T	0.000050	mg/L		17-DEC-21	R5680999
Silicon (Si)-Total	5.36		0.10	mg/L		17-DEC-21	R5680999
Silver (Ag)-Total	<0.000001	<W	0.00010	mg/L		17-DEC-21	R5680999
Sodium (Na)-Total	6.67		0.10	mg/L		17-DEC-21	R5680999
Strontium (Sr)-Total	0.0907		0.0010	mg/L		17-DEC-21	R5680999

* Refer to Referenced Information for Qualifiers (if any) and Methodology.

ALS ENVIRONMENTAL ANALYTICAL REPORT

Sample Details/Parameters	Result	Qualifier*	D.L.	Units	Extracted	Analyzed	Batch
L2673100-3 SW06_SW_20211207 Sampled By: Client on 14-DEC-21 @ 12:00 Matrix: SW							
Total Metals							
Sulfur (S)-Total	7.0		0.50	mg/L		17-DEC-21	R5680999
Tellurium (Te)-Total	<0.00002	<W	0.0010	mg/L		17-DEC-21	R5680999
Thallium (Tl)-Total	<0.000005	<W	0.00030	mg/L		17-DEC-21	R5680999
Thorium (Th)-Total	0.00003	<DL	0.00010	mg/L		17-DEC-21	R5680999
Tin (Sn)-Total	0.00011	<DL	0.0010	mg/L		17-DEC-21	R5680999
Titanium (Ti)-Total	0.00356	<DL	0.0048	mg/L		17-DEC-21	R5680999
Tungsten (W)-Total	<0.00001	<W	0.010	mg/L		17-DEC-21	R5680999
Uranium (U)-Total	0.00130	<DL	0.0050	mg/L		17-DEC-21	R5680999
Vanadium (V)-Total	0.00075	<DL	0.0010	mg/L		17-DEC-21	R5680999
Zinc (Zn)-Total	0.0130		0.0030	mg/L		17-DEC-21	R5680999
Zirconium (Zr)-Total	0.000326	<DL	0.0010	mg/L		17-DEC-21	R5680999
Dissolved Metals							
Dissolved Metals Filtration Location	LAB					16-DEC-21	R5679955
Aluminum (Al)-Dissolved	0.0358		0.0050	mg/L		17-DEC-21	R5681013
Antimony (Sb)-Dissolved	0.000075	<DL	0.00060	mg/L		17-DEC-21	R5681013
Arsenic (As)-Dissolved	0.000901	<DL	0.0010	mg/L		17-DEC-21	R5681013
Barium (Ba)-Dissolved	0.0198		0.010	mg/L		17-DEC-21	R5681013
Beryllium (Be)-Dissolved	0.000008	<DL	0.0010	mg/L		17-DEC-21	R5681013
Bismuth (Bi)-Dissolved	<0.000002	<W	0.0010	mg/L		17-DEC-21	R5681013
Boron (B)-Dissolved	0.0115	<DL	0.050	mg/L		17-DEC-21	R5681013
Cadmium (Cd)-Dissolved	0.0000030	<DL	0.000017	mg/L		17-DEC-21	R5681013
Calcium (Ca)-Dissolved	42.0		0.20	mg/L		17-DEC-21	R5681013
Cesium (Cs)-Dissolved	<0.0000005	<W	0.000010	mg/L		17-DEC-21	R5681013
Chromium (Cr)-Dissolved	0.00019	<DL	0.0010	mg/L		17-DEC-21	R5681013
Cobalt (Co)-Dissolved	0.000102	<DL	0.00050	mg/L		17-DEC-21	R5681013
Copper (Cu)-Dissolved	0.00130	<T	0.0010	mg/L		17-DEC-21	R5681013
Iron (Fe)-Dissolved	0.255		0.020	mg/L		17-DEC-21	R5681013
Lead (Pb)-Dissolved	<0.00001	<W	0.000050	mg/L		17-DEC-21	R5681013
Lithium (Li)-Dissolved	0.0048	<DL	0.050	mg/L		17-DEC-21	R5681013
Magnesium (Mg)-Dissolved	15.5		0.020	mg/L		17-DEC-21	R5681013
Manganese (Mn)-Dissolved	0.0352		0.0010	mg/L		17-DEC-21	R5681013
Mercury (Hg)-Dissolved	<0.000005	<W	0.000030	mg/L		22-DEC-21	R5682130
Molybdenum (Mo)-Dissolved	0.000484	<DL	0.0010	mg/L		17-DEC-21	R5681013
Nickel (Ni)-Dissolved	0.00116	<DL	0.0020	mg/L		17-DEC-21	R5681013
Phosphorus (P)-Dissolved	0.010	<DL	0.050	mg/L		17-DEC-21	R5681013
Potassium (K)-Dissolved	1.84		0.50	mg/L		17-DEC-21	R5681013
Rubidium (Rb)-Dissolved	0.00109		0.00020	mg/L		17-DEC-21	R5681013
Selenium (Se)-Dissolved	0.000155	<T	0.000050	mg/L		17-DEC-21	R5681013
Silicon (Si)-Dissolved	5.17		0.050	mg/L		17-DEC-21	R5681013
Silver (Ag)-Dissolved	<0.0000005	<W	0.00010	mg/L		17-DEC-21	R5681013
Sodium (Na)-Dissolved	6.42		0.10	mg/L		17-DEC-21	R5681013

* Refer to Referenced Information for Qualifiers (if any) and Methodology.

ALS ENVIRONMENTAL ANALYTICAL REPORT

Sample Details/Parameters	Result	Qualifier*	D.L.	Units	Extracted	Analyzed	Batch
L2673100-3 SW06_SW_20211207 Sampled By: Client on 14-DEC-21 @ 12:00 Matrix: SW							
Dissolved Metals							
Strontium (Sr)-Dissolved	0.0874		0.0010	mg/L		17-DEC-21	R5681013
Sulfur (S)-Dissolved	7.0		0.50	mg/L		17-DEC-21	R5681013
Tellurium (Te)-Dissolved	<0.00001	<W	0.0010	mg/L		17-DEC-21	R5681013
Thallium (Tl)-Dissolved	<0.000002	<W	0.00030	mg/L		17-DEC-21	R5681013
Thorium (Th)-Dissolved	0.00003	<DL	0.00010	mg/L		17-DEC-21	R5681013
Tin (Sn)-Dissolved	<0.000005	<W	0.0010	mg/L		17-DEC-21	R5681013
Titanium (Ti)-Dissolved	0.00182	<DL	0.0020	mg/L		17-DEC-21	R5681013
Tungsten (W)-Dissolved	<0.000002	<W	0.010	mg/L		17-DEC-21	R5681013
Uranium (U)-Dissolved	0.00122	<DL	0.0050	mg/L		17-DEC-21	R5681013
Vanadium (V)-Dissolved	0.00060	<DL	0.0010	mg/L		17-DEC-21	R5681013
Zinc (Zn)-Dissolved	0.0114		0.0030	mg/L		17-DEC-21	R5681013
Zirconium (Zr)-Dissolved	0.000316	<DL	0.0010	mg/L		17-DEC-21	R5681013
Aggregate Organics							
Biochemical Oxygen Demand	<2.0		2.0	mg/L		16-DEC-21	R5681683
Chemical Oxygen Demand	94		10	mg/L	17-DEC-21	21-DEC-21	R5681805
Oil and Grease, Total	0.6	<DL	1.0	mg/L	20-DEC-21	20-DEC-21	R5681311
L2673100-4 SW10_SW_20211207 Sampled By: Client on 14-DEC-21 @ 09:20 Matrix: SW							
Field Tests							
Dissolved Oxygen, Client Supplied	22.13		0	mg/L		17-DEC-21	R5680524
pH, Client Supplied	4.97		0.10	pH		17-DEC-21	R5680524
Temperature, Client Supplied	.52		0	Degree C		17-DEC-21	R5680524
Physical Tests							
Color, True	172		2.0	CU		16-DEC-21	R5679864
Conductivity (EC)	281		1.0	uS/cm		16-DEC-21	R5680137
Hardness (as CaCO3)	145		0.51	mg/L		20-DEC-21	
pH	7.25		0.10	pH		16-DEC-21	R5680137
Total Suspended Solids	1.5	<DL	3.0	mg/L		16-DEC-21	R5680244
Total Dissolved Solids	200		20	mg/L		16-DEC-21	R5680245
Turbidity	4.35		0.10	NTU		16-DEC-21	R5679767
Anions and Nutrients							
Acidity (as CaCO3)	4.2		2.0	mg/L		20-DEC-21	R5681007
Alkalinity, Total (as CaCO3)	119		2.0	mg/L		16-DEC-21	R5680137
Ammonia, Total (as N)	0.036	<T	0.0050	mg/L		21-DEC-21	R5682065
Ammonia, Un-ionized (as N)	<0.001	<W	0.010	mg/L		22-DEC-21	
Chloride (Cl)	10.9		0.10	mg/L	16-DEC-21	17-DEC-21	R5680970
Fluoride (F)	0.049		0.020	mg/L	16-DEC-21	17-DEC-21	R5680970
Nitrate (as N)	0.048	<T	0.020	mg/L		17-DEC-21	R5680970
Nitrite (as N)	<0.001	<W	0.010	mg/L		17-DEC-21	R5680970
Total Kjeldahl Nitrogen	1.45		0.050	mg/L	17-DEC-21	20-DEC-21	R5681548
Orthophosphate-Dissolved (as P)	0.0098		0.0030	mg/L	16-DEC-21	17-DEC-21	R5680299

* Refer to Referenced Information for Qualifiers (if any) and Methodology.

ALS ENVIRONMENTAL ANALYTICAL REPORT

Sample Details/Parameters	Result	Qualifier*	D.L.	Units	Extracted	Analyzed	Batch
L2673100-4 SW10_SW_20211207 Sampled By: Client on 14-DEC-21 @ 09:20 Matrix: SW							
Anions and Nutrients							
Sulfate (SO4)	8.00		0.30	mg/L		17-DEC-21	R5680970
Cyanides							
Cyanide, Weak Acid Diss	0.0006	<DL	0.0020	mg/L		17-DEC-21	R5681111
Cyanide, Total	0.0010	<DL	0.0020	mg/L		17-DEC-21	R5681111
Cyanide, Free	0.0003	<DL	0.0020	mg/L		17-DEC-21	R5681111
Organic / Inorganic Carbon							
Dissolved Organic Carbon	42.0	DLM	2.5	mg/L	16-DEC-21	20-DEC-21	R5681140
Total Organic Carbon	42.1	DLM	2.5	mg/L		20-DEC-21	R5681144
Total Metals							
Aluminum (Al)-Total	0.175		0.0050	mg/L		17-DEC-21	R5680999
Antimony (Sb)-Total	0.000060	<DL	0.00060	mg/L		17-DEC-21	R5680999
Arsenic (As)-Total	0.00093	<DL	0.0010	mg/L		17-DEC-21	R5680999
Barium (Ba)-Total	0.0189		0.010	mg/L		17-DEC-21	R5680999
Beryllium (Be)-Total	0.0000202	<DL	0.0010	mg/L		17-DEC-21	R5680999
Bismuth (Bi)-Total	<0.00001	<W	0.0010	mg/L		17-DEC-21	R5680999
Boron (B)-Total	0.0145	<DL	0.050	mg/L		17-DEC-21	R5680999
Cadmium (Cd)-Total	0.000013	<DL	0.000017	mg/L		17-DEC-21	R5680999
Calcium (Ca)-Total	36.7		0.20	mg/L		17-DEC-21	R5680999
Cesium (Cs)-Total	0.0000090	<DL	0.000010	mg/L		17-DEC-21	R5680999
Chromium (Cr)-Total	0.00072	<DL	0.0010	mg/L		17-DEC-21	R5680999
Cobalt (Co)-Total	0.000255	<DL	0.00050	mg/L		17-DEC-21	R5680999
Copper (Cu)-Total	0.00104	<T	0.0010	mg/L		17-DEC-21	R5680999
Iron (Fe)-Total	0.664		0.020	mg/L		17-DEC-21	R5680999
Lead (Pb)-Total	0.00009	<T	0.000050	mg/L		17-DEC-21	R5680999
Lithium (Li)-Total	0.0056	<DL	0.050	mg/L		17-DEC-21	R5680999
Magnesium (Mg)-Total	15.1		0.020	mg/L		17-DEC-21	R5680999
Manganese (Mn)-Total	0.0546		0.0010	mg/L		17-DEC-21	R5680999
Mercury (Hg)-Total	<0.000005	<W	0.000030	mg/L		22-DEC-21	R5682132
Molybdenum (Mo)-Total	0.000295	<DL	0.0010	mg/L		17-DEC-21	R5680999
Nickel (Ni)-Total	0.00176	<DL	0.0020	mg/L		17-DEC-21	R5680999
Phosphorus (P)-Total	0.020	<DL	0.050	mg/L		17-DEC-21	R5680999
Potassium (K)-Total	1.46		0.50	mg/L		17-DEC-21	R5680999
Rubidium (Rb)-Total	0.00158		0.00020	mg/L		17-DEC-21	R5680999
Selenium (Se)-Total	0.000180	<T	0.000050	mg/L		17-DEC-21	R5680999
Silicon (Si)-Total	6.61		0.10	mg/L		17-DEC-21	R5680999
Silver (Ag)-Total	<0.000001	<W	0.00010	mg/L		17-DEC-21	R5680999
Sodium (Na)-Total	6.77		0.10	mg/L		17-DEC-21	R5680999
Strontium (Sr)-Total	0.0938		0.0010	mg/L		17-DEC-21	R5680999
Sulfur (S)-Total	3.2		0.50	mg/L		17-DEC-21	R5680999
Tellurium (Te)-Total	0.00002	<DL	0.0010	mg/L		17-DEC-21	R5680999
Thallium (Tl)-Total	<0.000005	<W	0.00030	mg/L		17-DEC-21	R5680999
Thorium (Th)-Total	0.00005	<DL	0.00010	mg/L		17-DEC-21	R5680999

* Refer to Referenced Information for Qualifiers (if any) and Methodology.

ALS ENVIRONMENTAL ANALYTICAL REPORT

Sample Details/Parameters	Result	Qualifier*	D.L.	Units	Extracted	Analyzed	Batch
L2673100-4 SW10_SW_20211207 Sampled By: Client on 14-DEC-21 @ 09:20 Matrix: SW							
Total Metals							
Tin (Sn)-Total	<0.00001	<W	0.0010	mg/L		17-DEC-21	R5680999
Titanium (Ti)-Total	0.00497		0.0020	mg/L		17-DEC-21	R5680999
Tungsten (W)-Total	<0.00001	<W	0.010	mg/L		17-DEC-21	R5680999
Uranium (U)-Total	0.000561	<DL	0.0050	mg/L		17-DEC-21	R5680999
Vanadium (V)-Total	0.00095	<DL	0.0010	mg/L		17-DEC-21	R5680999
Zinc (Zn)-Total	0.0065	<T	0.0030	mg/L		17-DEC-21	R5680999
Zirconium (Zr)-Total	0.000500	<DL	0.0010	mg/L		17-DEC-21	R5680999
Dissolved Metals							
Dissolved Metals Filtration Location	LAB					16-DEC-21	R5679955
Aluminum (Al)-Dissolved	0.0644		0.0050	mg/L		17-DEC-21	R5681013
Antimony (Sb)-Dissolved	0.000055	<DL	0.00060	mg/L		17-DEC-21	R5681013
Arsenic (As)-Dissolved	0.000883	<DL	0.0010	mg/L		17-DEC-21	R5681013
Barium (Ba)-Dissolved	0.0179		0.010	mg/L		17-DEC-21	R5681013
Beryllium (Be)-Dissolved	0.000018	<DL	0.0010	mg/L		17-DEC-21	R5681013
Bismuth (Bi)-Dissolved	<0.000002	<W	0.0010	mg/L		17-DEC-21	R5681013
Boron (B)-Dissolved	0.0135	<DL	0.050	mg/L		17-DEC-21	R5681013
Cadmium (Cd)-Dissolved	0.0000100	<DL	0.000017	mg/L		17-DEC-21	R5681013
Calcium (Ca)-Dissolved	34.2		0.20	mg/L		17-DEC-21	R5681013
Cesium (Cs)-Dissolved	<0.0000005	<W	0.000010	mg/L		17-DEC-21	R5681013
Chromium (Cr)-Dissolved	0.00027	<DL	0.0010	mg/L		17-DEC-21	R5681013
Cobalt (Co)-Dissolved	0.000198	<DL	0.00050	mg/L		17-DEC-21	R5681013
Copper (Cu)-Dissolved	0.00086	<DL	0.0010	mg/L		17-DEC-21	R5681013
Iron (Fe)-Dissolved	0.463		0.020	mg/L		17-DEC-21	R5681013
Lead (Pb)-Dissolved	0.00002	<DL	0.000050	mg/L		17-DEC-21	R5681013
Lithium (Li)-Dissolved	0.0056	<DL	0.050	mg/L		17-DEC-21	R5681013
Magnesium (Mg)-Dissolved	14.4		0.020	mg/L		17-DEC-21	R5681013
Manganese (Mn)-Dissolved	0.0484		0.0010	mg/L		17-DEC-21	R5681013
Mercury (Hg)-Dissolved	<0.000005	<W	0.000030	mg/L		22-DEC-21	R5682130
Molybdenum (Mo)-Dissolved	0.000284	<DL	0.0010	mg/L		17-DEC-21	R5681013
Nickel (Ni)-Dissolved	0.00152	<DL	0.0020	mg/L		17-DEC-21	R5681013
Phosphorus (P)-Dissolved	0.015	<DL	0.050	mg/L		17-DEC-21	R5681013
Potassium (K)-Dissolved	1.43		0.50	mg/L		17-DEC-21	R5681013
Rubidium (Rb)-Dissolved	0.00135		0.00020	mg/L		17-DEC-21	R5681013
Selenium (Se)-Dissolved	0.000180	<T	0.000050	mg/L		17-DEC-21	R5681013
Silicon (Si)-Dissolved	6.37		0.050	mg/L		17-DEC-21	R5681013
Silver (Ag)-Dissolved	<0.0000005	<W	0.00010	mg/L		17-DEC-21	R5681013
Sodium (Na)-Dissolved	6.36		0.10	mg/L		17-DEC-21	R5681013
Strontium (Sr)-Dissolved	0.0871		0.0010	mg/L		17-DEC-21	R5681013
Sulfur (S)-Dissolved	3.0		0.50	mg/L		17-DEC-21	R5681013
Tellurium (Te)-Dissolved	<0.00001	<W	0.0010	mg/L		17-DEC-21	R5681013
Thallium (Tl)-Dissolved	<0.000002	<W	0.00030	mg/L		17-DEC-21	R5681013

* Refer to Referenced Information for Qualifiers (if any) and Methodology.

ALS ENVIRONMENTAL ANALYTICAL REPORT

Sample Details/Parameters	Result	Qualifier*	D.L.	Units	Extracted	Analyzed	Batch
L2673100-4 SW10_SW_20211207 Sampled By: Client on 14-DEC-21 @ 09:20 Matrix: SW							
Dissolved Metals							
Thorium (Th)-Dissolved	0.00005	<DL	0.00010	mg/L		17-DEC-21	R5681013
Tin (Sn)-Dissolved	<0.000005	<W	0.0010	mg/L		17-DEC-21	R5681013
Titanium (Ti)-Dissolved	0.00278		0.0020	mg/L		17-DEC-21	R5681013
Tungsten (W)-Dissolved	<0.000002	<W	0.010	mg/L		17-DEC-21	R5681013
Uranium (U)-Dissolved	0.000531	<DL	0.0050	mg/L		17-DEC-21	R5681013
Vanadium (V)-Dissolved	0.00068	<DL	0.0010	mg/L		17-DEC-21	R5681013
Zinc (Zn)-Dissolved	0.0040	<T	0.0030	mg/L		17-DEC-21	R5681013
Zirconium (Zr)-Dissolved	0.000474	<DL	0.0010	mg/L		17-DEC-21	R5681013
Aggregate Organics							
Biochemical Oxygen Demand	<2.0		2.0	mg/L		16-DEC-21	R5681683
Chemical Oxygen Demand	109		10	mg/L	17-DEC-21	21-DEC-21	R5681805
Oil and Grease, Total	0.6	<DL	1.0	mg/L	20-DEC-21	20-DEC-21	R5681311
L2673100-5 SW15_SW_20211207 Sampled By: Client on 14-DEC-21 @ 10:10 Matrix: SW							
Field Tests							
Dissolved Oxygen, Client Supplied	3.26		0	mg/L		17-DEC-21	R5680524
pH, Client Supplied	7.34		0.10	pH		17-DEC-21	R5680524
Temperature, Client Supplied	.53		0	Degree C		17-DEC-21	R5680524
Physical Tests							
Color, True	211		2.0	CU		16-DEC-21	R5679864
Conductivity (EC)	268		1.0	uS/cm		16-DEC-21	R5680137
Hardness (as CaCO3)	152		0.51	mg/L		20-DEC-21	
pH	7.25		0.10	pH		16-DEC-21	R5680137
Total Suspended Solids	4.0		3.0	mg/L		16-DEC-21	R5680244
Total Dissolved Solids	232		20	mg/L		16-DEC-21	R5680245
Turbidity	9.24		0.10	NTU		16-DEC-21	R5679767
Anions and Nutrients							
Acidity (as CaCO3)	4.2		2.0	mg/L		20-DEC-21	R5681007
Alkalinity, Total (as CaCO3)	117		2.0	mg/L		16-DEC-21	R5680137
Ammonia, Total (as N)	0.054	<T	0.0050	mg/L		21-DEC-21	R5682065
Ammonia, Un-ionized (as N)	<0.001	<W	0.010	mg/L		22-DEC-21	
Chloride (Cl)	5.34		0.10	mg/L	16-DEC-21	17-DEC-21	R5680970
Fluoride (F)	0.045		0.020	mg/L	16-DEC-21	17-DEC-21	R5680970
Nitrate (as N)	0.146	<T	0.020	mg/L		17-DEC-21	R5680970
Nitrite (as N)	<0.001	<W	0.010	mg/L		17-DEC-21	R5680970
Total Kjeldahl Nitrogen	1.47		0.050	mg/L	17-DEC-21	20-DEC-21	R5681548
Orthophosphate-Dissolved (as P)	0.0130		0.0030	mg/L	16-DEC-21	17-DEC-21	R5680299
Sulfate (SO4)	15.1		0.30	mg/L		17-DEC-21	R5680970
Cyanides							
Cyanide, Weak Acid Diss	0.0006	<DL	0.0020	mg/L		17-DEC-21	R5681111
Cyanide, Total	0.0010	<DL	0.0020	mg/L		17-DEC-21	R5681111

* Refer to Referenced Information for Qualifiers (if any) and Methodology.

ALS ENVIRONMENTAL ANALYTICAL REPORT

Sample Details/Parameters	Result	Qualifier*	D.L.	Units	Extracted	Analyzed	Batch
L2673100-5 SW15_SW_20211207 Sampled By: Client on 14-DEC-21 @ 10:10 Matrix: SW							
Cyanides							
Cyanide, Free	0.0005	<DL	0.0020	mg/L		17-DEC-21	R5681111
Organic / Inorganic Carbon							
Dissolved Organic Carbon	47.3	DLM	2.5	mg/L	16-DEC-21	20-DEC-21	R5681140
Total Organic Carbon	48.5	DLM	2.5	mg/L		20-DEC-21	R5681144
Total Metals							
Aluminum (Al)-Total	0.418		0.0050	mg/L		17-DEC-21	R5680999
Antimony (Sb)-Total	0.000095	<DL	0.00060	mg/L		17-DEC-21	R5680999
Arsenic (As)-Total	0.00119	<T	0.0010	mg/L		17-DEC-21	R5680999
Barium (Ba)-Total	0.0214		0.010	mg/L		17-DEC-21	R5680999
Beryllium (Be)-Total	0.0000351	<DL	0.0010	mg/L		17-DEC-21	R5680999
Bismuth (Bi)-Total	<0.00001	<W	0.0010	mg/L		17-DEC-21	R5680999
Boron (B)-Total	0.0120	<DL	0.050	mg/L		17-DEC-21	R5680999
Cadmium (Cd)-Total	0.000021	<T	0.000017	mg/L		17-DEC-21	R5680999
Calcium (Ca)-Total	36.3		0.20	mg/L		17-DEC-21	R5680999
Cesium (Cs)-Total	0.0000460		0.000010	mg/L		17-DEC-21	R5680999
Chromium (Cr)-Total	0.00094	<DL	0.0010	mg/L		17-DEC-21	R5680999
Cobalt (Co)-Total	0.000340	<DL	0.00050	mg/L		17-DEC-21	R5680999
Copper (Cu)-Total	0.00182	<T	0.0010	mg/L		17-DEC-21	R5680999
Iron (Fe)-Total	0.903		0.020	mg/L		17-DEC-21	R5680999
Lead (Pb)-Total	0.00026	<T	0.000050	mg/L		17-DEC-21	R5680999
Lithium (Li)-Total	0.0054	<DL	0.050	mg/L		17-DEC-21	R5680999
Magnesium (Mg)-Total	15.3		0.020	mg/L		17-DEC-21	R5680999
Manganese (Mn)-Total	0.0620		0.0010	mg/L		17-DEC-21	R5680999
Mercury (Hg)-Total	<0.000005	<W	0.000030	mg/L		22-DEC-21	R5682132
Molybdenum (Mo)-Total	0.000370	<DL	0.0010	mg/L		17-DEC-21	R5680999
Nickel (Ni)-Total	0.00210	<T	0.0020	mg/L		17-DEC-21	R5680999
Phosphorus (P)-Total	0.030	<DL	0.050	mg/L		17-DEC-21	R5680999
Potassium (K)-Total	1.57		0.50	mg/L		17-DEC-21	R5680999
Rubidium (Rb)-Total	0.00212		0.00020	mg/L		17-DEC-21	R5680999
Selenium (Se)-Total	0.000190	<T	0.000050	mg/L		17-DEC-21	R5680999
Silicon (Si)-Total	6.77		0.10	mg/L		17-DEC-21	R5680999
Silver (Ag)-Total	0.000002	<DL	0.00010	mg/L		17-DEC-21	R5680999
Sodium (Na)-Total	4.49		0.10	mg/L		17-DEC-21	R5680999
Strontium (Sr)-Total	0.0773		0.0010	mg/L		17-DEC-21	R5680999
Sulfur (S)-Total	5.4		0.50	mg/L		17-DEC-21	R5680999
Tellurium (Te)-Total	0.00004	<DL	0.0010	mg/L		17-DEC-21	R5680999
Thallium (Tl)-Total	<0.000005	<W	0.00030	mg/L		17-DEC-21	R5680999
Thorium (Th)-Total	0.00010		0.00010	mg/L		17-DEC-21	R5680999
Tin (Sn)-Total	0.00009	<DL	0.0010	mg/L		17-DEC-21	R5680999
Titanium (Ti)-Total	0.0131		0.0020	mg/L		17-DEC-21	R5680999
Tungsten (W)-Total	<0.00001	<W	0.010	mg/L		17-DEC-21	R5680999

* Refer to Referenced Information for Qualifiers (if any) and Methodology.

ALS ENVIRONMENTAL ANALYTICAL REPORT

Sample Details/Parameters	Result	Qualifier*	D.L.	Units	Extracted	Analyzed	Batch
L2673100-5 SW15_SW_20211207 Sampled By: Client on 14-DEC-21 @ 10:10 Matrix: SW							
Total Metals							
Uranium (U)-Total	0.000914	<DL	0.0050	mg/L		17-DEC-21	R5680999
Vanadium (V)-Total	0.00160	<T	0.0010	mg/L		17-DEC-21	R5680999
Zinc (Zn)-Total	0.0080	<T	0.0030	mg/L		17-DEC-21	R5680999
Zirconium (Zr)-Total	0.000694	<DL	0.0010	mg/L		17-DEC-21	R5680999
Dissolved Metals							
Dissolved Metals Filtration Location	LAB					16-DEC-21	R5679955
Aluminum (Al)-Dissolved	0.0990		0.0050	mg/L		17-DEC-21	R5681013
Antimony (Sb)-Dissolved	0.000085	<DL	0.00060	mg/L		17-DEC-21	R5681013
Arsenic (As)-Dissolved	0.00110	<T	0.0010	mg/L		17-DEC-21	R5681013
Barium (Ba)-Dissolved	0.0196		0.010	mg/L		17-DEC-21	R5681013
Beryllium (Be)-Dissolved	0.000014	<DL	0.0010	mg/L		17-DEC-21	R5681013
Bismuth (Bi)-Dissolved	<0.000002	<W	0.0010	mg/L		17-DEC-21	R5681013
Boron (B)-Dissolved	0.0120	<DL	0.050	mg/L		17-DEC-21	R5681013
Cadmium (Cd)-Dissolved	0.0000140	<DL	0.000017	mg/L		17-DEC-21	R5681013
Calcium (Ca)-Dissolved	36.4		0.20	mg/L		17-DEC-21	R5681013
Cesium (Cs)-Dissolved	<0.0000005	<W	0.000010	mg/L		17-DEC-21	R5681013
Chromium (Cr)-Dissolved	0.00029	<DL	0.0010	mg/L		17-DEC-21	R5681013
Cobalt (Co)-Dissolved	0.000190	<DL	0.00050	mg/L		17-DEC-21	R5681013
Copper (Cu)-Dissolved	0.00146	<T	0.0010	mg/L		17-DEC-21	R5681013
Iron (Fe)-Dissolved	0.520		0.020	mg/L		17-DEC-21	R5681013
Lead (Pb)-Dissolved	0.00009	<T	0.000050	mg/L		17-DEC-21	R5681013
Lithium (Li)-Dissolved	0.0060	<DL	0.050	mg/L		17-DEC-21	R5681013
Magnesium (Mg)-Dissolved	14.9		0.020	mg/L		17-DEC-21	R5681013
Manganese (Mn)-Dissolved	0.0563		0.0010	mg/L		17-DEC-21	R5681013
Mercury (Hg)-Dissolved	<0.000005	<W	0.000030	mg/L		22-DEC-21	R5682130
Molybdenum (Mo)-Dissolved	0.000340	<DL	0.0010	mg/L		17-DEC-21	R5681013
Nickel (Ni)-Dissolved	0.00166	<DL	0.0020	mg/L		17-DEC-21	R5681013
Phosphorus (P)-Dissolved	0.020	<DL	0.050	mg/L		17-DEC-21	R5681013
Potassium (K)-Dissolved	1.49		0.50	mg/L		17-DEC-21	R5681013
Rubidium (Rb)-Dissolved	0.00136		0.00020	mg/L		17-DEC-21	R5681013
Selenium (Se)-Dissolved	0.000170	<T	0.000050	mg/L		17-DEC-21	R5681013
Silicon (Si)-Dissolved	6.17		0.050	mg/L		17-DEC-21	R5681013
Silver (Ag)-Dissolved	<0.0000005	<W	0.00010	mg/L		17-DEC-21	R5681013
Sodium (Na)-Dissolved	4.80		0.10	mg/L		17-DEC-21	R5681013
Strontium (Sr)-Dissolved	0.0762		0.0010	mg/L		17-DEC-21	R5681013
Sulfur (S)-Dissolved	5.4		0.50	mg/L		17-DEC-21	R5681013
Tellurium (Te)-Dissolved	<0.00001	<W	0.0010	mg/L		17-DEC-21	R5681013
Thallium (Tl)-Dissolved	<0.000002	<W	0.00030	mg/L		17-DEC-21	R5681013
Thorium (Th)-Dissolved	0.00007	<DL	0.00010	mg/L		17-DEC-21	R5681013
Tin (Sn)-Dissolved	<0.000005	<W	0.0010	mg/L		17-DEC-21	R5681013
Titanium (Ti)-Dissolved	0.00372		0.0020	mg/L		17-DEC-21	R5681013

* Refer to Referenced Information for Qualifiers (if any) and Methodology.

ALS ENVIRONMENTAL ANALYTICAL REPORT

Sample Details/Parameters	Result	Qualifier*	D.L.	Units	Extracted	Analyzed	Batch
L2673100-5 SW15_SW_20211207 Sampled By: Client on 14-DEC-21 @ 10:10 Matrix: SW							
Dissolved Metals							
Tungsten (W)-Dissolved	<0.000002	<W	0.010	mg/L		17-DEC-21	R5681013
Uranium (U)-Dissolved	0.000853	<DL	0.0050	mg/L		17-DEC-21	R5681013
Vanadium (V)-Dissolved	0.00084	<DL	0.0010	mg/L		17-DEC-21	R5681013
Zinc (Zn)-Dissolved	0.0060	<T	0.0030	mg/L		17-DEC-21	R5681013
Zirconium (Zr)-Dissolved	0.000552	<DL	0.0010	mg/L		17-DEC-21	R5681013
Aggregate Organics							
Biochemical Oxygen Demand	<2.0		2.0	mg/L		16-DEC-21	R5681683
Chemical Oxygen Demand	130		10	mg/L	17-DEC-21	21-DEC-21	R5681805
Oil and Grease, Total	0.2	<DL	1.0	mg/L	20-DEC-21	20-DEC-21	R5681311
L2673100-6 SW17_SW_20211207 Sampled By: Client on 14-DEC-21 @ 09:45 Matrix: SW							
Field Tests							
Dissolved Oxygen, Client Supplied	8.49		0	mg/L		17-DEC-21	R5680524
pH, Client Supplied	8.01		0.10	pH		17-DEC-21	R5680524
Temperature, Client Supplied	<0.36		0	Degree C		17-DEC-21	R5680524
Physical Tests							
Color, True	44.7		2.0	CU		16-DEC-21	R5679864
Conductivity (EC)	112		1.0	uS/cm		16-DEC-21	R5680137
Hardness (as CaCO3)	46.9		0.51	mg/L		20-DEC-21	
pH	7.34		0.10	pH		16-DEC-21	R5680137
Total Suspended Solids	1.0	<DL	3.0	mg/L		16-DEC-21	R5680244
Total Dissolved Solids	78		13	mg/L		16-DEC-21	R5680245
Turbidity	2.91		0.10	NTU		16-DEC-21	R5679767
Anions and Nutrients							
Acidity (as CaCO3)	0.6	<DL	2.0	mg/L		20-DEC-21	R5681007
Alkalinity, Total (as CaCO3)	37.8		2.0	mg/L		16-DEC-21	R5680137
Ammonia, Total (as N)	0.022	<T	0.0050	mg/L		21-DEC-21	R5682065
Ammonia, Un-ionized (as N)	<0.001	<W	0.010	mg/L		22-DEC-21	
Chloride (Cl)	6.04		0.10	mg/L	16-DEC-21	17-DEC-21	R5680970
Fluoride (F)	0.042		0.020	mg/L	16-DEC-21	17-DEC-21	R5680970
Nitrate (as N)	0.044	<T	0.020	mg/L		17-DEC-21	R5680970
Nitrite (as N)	0.002	<DL	0.010	mg/L		17-DEC-21	R5680970
Total Kjeldahl Nitrogen	0.559		0.050	mg/L	17-DEC-21	20-DEC-21	R5681548
Orthophosphate-Dissolved (as P)	<0.0030		0.0030	mg/L	16-DEC-21	17-DEC-21	R5680299
Sulfate (SO4)	7.50		0.30	mg/L		17-DEC-21	R5680970
Cyanides							
Cyanide, Weak Acid Diss	<0.0001	<W	0.0020	mg/L		17-DEC-21	R5681111
Cyanide, Total	0.0002	<DL	0.0020	mg/L		17-DEC-21	R5681111
Cyanide, Free	<0.0001	<W	0.0020	mg/L		17-DEC-21	R5681111
Organic / Inorganic Carbon							
Dissolved Organic Carbon	13.9		0.50	mg/L	16-DEC-21	20-DEC-21	R5681140

* Refer to Referenced Information for Qualifiers (if any) and Methodology.

ALS ENVIRONMENTAL ANALYTICAL REPORT

Sample Details/Parameters	Result	Qualifier*	D.L.	Units	Extracted	Analyzed	Batch
L2673100-6 SW17_SW_20211207 Sampled By: Client on 14-DEC-21 @ 09:45 Matrix: SW							
Organic / Inorganic Carbon							
Total Organic Carbon	14.9		0.50	mg/L		20-DEC-21	R5681144
Total Metals							
Aluminum (Al)-Total	0.115		0.0050	mg/L		17-DEC-21	R5680999
Antimony (Sb)-Total	0.000040	<DL	0.00060	mg/L		17-DEC-21	R5680999
Arsenic (As)-Total	0.00052	<DL	0.0010	mg/L		17-DEC-21	R5680999
Barium (Ba)-Total	0.0119		0.010	mg/L		17-DEC-21	R5680999
Beryllium (Be)-Total	0.0000064	<DL	0.0010	mg/L		17-DEC-21	R5680999
Bismuth (Bi)-Total	<0.00001	<W	0.0010	mg/L		17-DEC-21	R5680999
Boron (B)-Total	0.0070	<DL	0.050	mg/L		17-DEC-21	R5680999
Cadmium (Cd)-Total	0.000003	<DL	0.000017	mg/L		17-DEC-21	R5680999
Calcium (Ca)-Total	12.8		0.20	mg/L		17-DEC-21	R5680999
Cesium (Cs)-Total	0.0000090	<DL	0.000010	mg/L		17-DEC-21	R5680999
Chromium (Cr)-Total	0.00040	<DL	0.0010	mg/L		17-DEC-21	R5680999
Cobalt (Co)-Total	0.000075	<DL	0.00050	mg/L		17-DEC-21	R5680999
Copper (Cu)-Total	0.00102	<T	0.0010	mg/L		17-DEC-21	R5680999
Iron (Fe)-Total	0.196		0.020	mg/L		17-DEC-21	R5680999
Lead (Pb)-Total	0.00005	<T	0.000050	mg/L		17-DEC-21	R5680999
Lithium (Li)-Total	0.0012	<DL	0.050	mg/L		17-DEC-21	R5680999
Magnesium (Mg)-Total	4.16		0.020	mg/L		17-DEC-21	R5680999
Manganese (Mn)-Total	0.0146		0.0010	mg/L		17-DEC-21	R5680999
Mercury (Hg)-Total	<0.000005	<W	0.000030	mg/L		22-DEC-21	R5682132
Molybdenum (Mo)-Total	0.000275	<DL	0.0010	mg/L		17-DEC-21	R5680999
Nickel (Ni)-Total	0.00074	<DL	0.0020	mg/L		17-DEC-21	R5680999
Phosphorus (P)-Total	<0.005	<W	0.050	mg/L		17-DEC-21	R5680999
Potassium (K)-Total	1.00		0.50	mg/L		17-DEC-21	R5680999
Rubidium (Rb)-Total	0.00196		0.00020	mg/L		17-DEC-21	R5680999
Selenium (Se)-Total	0.000125	<T	0.000050	mg/L		17-DEC-21	R5680999
Silicon (Si)-Total	2.41		0.10	mg/L		17-DEC-21	R5680999
Silver (Ag)-Total	<0.000001	<W	0.00010	mg/L		17-DEC-21	R5680999
Sodium (Na)-Total	4.94		0.10	mg/L		17-DEC-21	R5680999
Strontium (Sr)-Total	0.0325		0.0010	mg/L		17-DEC-21	R5680999
Sulfur (S)-Total	2.2		0.50	mg/L		17-DEC-21	R5680999
Tellurium (Te)-Total	<0.00002	<W	0.0010	mg/L		17-DEC-21	R5680999
Thallium (Tl)-Total	<0.000005	<W	0.00030	mg/L		17-DEC-21	R5680999
Thorium (Th)-Total	0.00002	<DL	0.00010	mg/L		17-DEC-21	R5680999
Tin (Sn)-Total	0.00001	<DL	0.0010	mg/L		17-DEC-21	R5680999
Titanium (Ti)-Total	0.00316		0.0020	mg/L		17-DEC-21	R5680999
Tungsten (W)-Total	<0.00001	<W	0.010	mg/L		17-DEC-21	R5680999
Uranium (U)-Total	0.000131	<DL	0.0050	mg/L		17-DEC-21	R5680999
Vanadium (V)-Total	0.00050	<DL	0.0010	mg/L		17-DEC-21	R5680999
Zinc (Zn)-Total	0.0025	<DL	0.0030	mg/L		17-DEC-21	R5680999

* Refer to Referenced Information for Qualifiers (if any) and Methodology.

ALS ENVIRONMENTAL ANALYTICAL REPORT

Sample Details/Parameters	Result	Qualifier*	D.L.	Units	Extracted	Analyzed	Batch
L2673100-6 SW17_SW_20211207 Sampled By: Client on 14-DEC-21 @ 09:45 Matrix: SW							
Total Metals							
Zirconium (Zr)-Total	0.000228	<DL	0.0010	mg/L		17-DEC-21	R5680999
Dissolved Metals							
Dissolved Metals Filtration Location	LAB					16-DEC-21	R5679955
Aluminum (Al)-Dissolved	0.0290	<T	0.0050	mg/L		17-DEC-21	R5681013
Antimony (Sb)-Dissolved	0.000035	<DL	0.00060	mg/L		17-DEC-21	R5681013
Arsenic (As)-Dissolved	0.000465	<DL	0.0010	mg/L		17-DEC-21	R5681013
Barium (Ba)-Dissolved	0.0111		0.010	mg/L		17-DEC-21	R5681013
Beryllium (Be)-Dissolved	0.000010	<DL	0.0010	mg/L		17-DEC-21	R5681013
Bismuth (Bi)-Dissolved	<0.000002	<W	0.0010	mg/L		17-DEC-21	R5681013
Boron (B)-Dissolved	0.0065	<DL	0.050	mg/L		17-DEC-21	R5681013
Cadmium (Cd)-Dissolved	<0.0000005	<W	0.000017	mg/L		17-DEC-21	R5681013
Calcium (Ca)-Dissolved	12.2		0.20	mg/L		17-DEC-21	R5681013
Cesium (Cs)-Dissolved	<0.0000005	<W	0.000010	mg/L		17-DEC-21	R5681013
Chromium (Cr)-Dissolved	0.00018	<DL	0.0010	mg/L		17-DEC-21	R5681013
Cobalt (Co)-Dissolved	0.000034	<DL	0.00050	mg/L		17-DEC-21	R5681013
Copper (Cu)-Dissolved	0.00086	<DL	0.0010	mg/L		17-DEC-21	R5681013
Iron (Fe)-Dissolved	0.0870		0.020	mg/L		17-DEC-21	R5681013
Lead (Pb)-Dissolved	<0.00001	<W	0.000050	mg/L		17-DEC-21	R5681013
Lithium (Li)-Dissolved	0.0016	<DL	0.050	mg/L		17-DEC-21	R5681013
Magnesium (Mg)-Dissolved	3.96		0.020	mg/L		17-DEC-21	R5681013
Manganese (Mn)-Dissolved	0.00812		0.0010	mg/L		17-DEC-21	R5681013
Mercury (Hg)-Dissolved	<0.000005	<W	0.000030	mg/L		22-DEC-21	R5682130
Molybdenum (Mo)-Dissolved	0.000244	<DL	0.0010	mg/L		17-DEC-21	R5681013
Nickel (Ni)-Dissolved	0.00060	<DL	0.0020	mg/L		17-DEC-21	R5681013
Phosphorus (P)-Dissolved	<0.005	<W	0.050	mg/L		17-DEC-21	R5681013
Potassium (K)-Dissolved	0.97		0.50	mg/L		17-DEC-21	R5681013
Rubidium (Rb)-Dissolved	0.00175		0.00020	mg/L		17-DEC-21	R5681013
Selenium (Se)-Dissolved	0.000095	<T	0.000050	mg/L		17-DEC-21	R5681013
Silicon (Si)-Dissolved	2.24		0.050	mg/L		17-DEC-21	R5681013
Silver (Ag)-Dissolved	<0.0000005	<W	0.00010	mg/L		17-DEC-21	R5681013
Sodium (Na)-Dissolved	4.76		0.10	mg/L		17-DEC-21	R5681013
Strontium (Sr)-Dissolved	0.0311		0.0010	mg/L		17-DEC-21	R5681013
Sulfur (S)-Dissolved	2.2		0.50	mg/L		17-DEC-21	R5681013
Tellurium (Te)-Dissolved	<0.00001	<W	0.0010	mg/L		17-DEC-21	R5681013
Thallium (Tl)-Dissolved	<0.000002	<W	0.00030	mg/L		17-DEC-21	R5681013
Thorium (Th)-Dissolved	0.00001	<DL	0.00010	mg/L		17-DEC-21	R5681013
Tin (Sn)-Dissolved	<0.000005	<W	0.0010	mg/L		17-DEC-21	R5681013
Titanium (Ti)-Dissolved	0.00098	<DL	0.0020	mg/L		17-DEC-21	R5681013
Tungsten (W)-Dissolved	<0.000002	<W	0.010	mg/L		17-DEC-21	R5681013
Uranium (U)-Dissolved	0.000119	<DL	0.0050	mg/L		17-DEC-21	R5681013
Vanadium (V)-Dissolved	0.00034	<DL	0.0010	mg/L		17-DEC-21	R5681013

* Refer to Referenced Information for Qualifiers (if any) and Methodology.

ALS ENVIRONMENTAL ANALYTICAL REPORT

Sample Details/Parameters	Result	Qualifier*	D.L.	Units	Extracted	Analyzed	Batch
L2673100-6 SW17_SW_20211207 Sampled By: Client on 14-DEC-21 @ 09:45 Matrix: SW							
Dissolved Metals							
Zinc (Zn)-Dissolved	0.0012	<DL	0.0030	mg/L		17-DEC-21	R5681013
Zirconium (Zr)-Dissolved	0.000130	<DL	0.0010	mg/L		17-DEC-21	R5681013
Aggregate Organics							
Biochemical Oxygen Demand	<2.0		2.0	mg/L		16-DEC-21	R5681683
Chemical Oxygen Demand	42		10	mg/L	17-DEC-21	21-DEC-21	R5681805
Oil and Grease, Total	0.4	<DL	1.0	mg/L	20-DEC-21	20-DEC-21	R5681311
L2673100-7 SW20_SW_20211207 Sampled By: Client on 14-DEC-21 @ 10:20 Matrix: SW							
Field Tests							
Dissolved Oxygen, Client Supplied	12.64		0	mg/L		17-DEC-21	R5680524
pH, Client Supplied	5.05		0.10	pH		17-DEC-21	R5680524
Temperature, Client Supplied	.17		0	Degree C		17-DEC-21	R5680524
Physical Tests							
Color, True	119		2.0	CU		16-DEC-21	R5679864
Conductivity (EC)	242		1.0	uS/cm		16-DEC-21	R5680137
Hardness (as CaCO3)	130		0.51	mg/L		20-DEC-21	
pH	7.33		0.10	pH		16-DEC-21	R5680137
Total Suspended Solids	3.0		3.0	mg/L		16-DEC-21	R5680244
Total Dissolved Solids	176		13	mg/L		16-DEC-21	R5680245
Turbidity	5.19		0.10	NTU		16-DEC-21	R5679767
Anions and Nutrients							
Acidity (as CaCO3)	2.6		2.0	mg/L		20-DEC-21	R5681007
Alkalinity, Total (as CaCO3)	104		2.0	mg/L		16-DEC-21	R5680137
Ammonia, Total (as N)	0.032	<T	0.0050	mg/L		21-DEC-21	R5682065
Ammonia, Un-ionized (as N)	<0.001	<W	0.010	mg/L		22-DEC-21	
Chloride (Cl)	10.8		0.10	mg/L	16-DEC-21	17-DEC-21	R5680970
Fluoride (F)	0.042		0.020	mg/L	16-DEC-21	17-DEC-21	R5680970
Nitrate (as N)	0.040	<T	0.020	mg/L		17-DEC-21	R5680970
Nitrite (as N)	<0.001	<W	0.010	mg/L		17-DEC-21	R5680970
Total Kjeldahl Nitrogen	1.16		0.050	mg/L	17-DEC-21	20-DEC-21	R5681548
Orthophosphate-Dissolved (as P)	0.0043		0.0030	mg/L	16-DEC-21	17-DEC-21	R5680299
Sulfate (SO4)	7.50		0.30	mg/L		17-DEC-21	R5680970
Cyanides							
Cyanide, Weak Acid Diss	0.0002	<DL	0.0020	mg/L		17-DEC-21	R5681111
Cyanide, Total	0.0006	<DL	0.0020	mg/L		17-DEC-21	R5681111
Cyanide, Free	0.0005	<DL	0.0020	mg/L		17-DEC-21	R5681111
Organic / Inorganic Carbon							
Dissolved Organic Carbon	34.5	DLM	2.5	mg/L	16-DEC-21	20-DEC-21	R5681140
Total Organic Carbon	34.6	DLM	2.5	mg/L		20-DEC-21	R5681144
Total Metals							
Aluminum (Al)-Total	0.254		0.0050	mg/L		17-DEC-21	R5680999

* Refer to Referenced Information for Qualifiers (if any) and Methodology.

ALS ENVIRONMENTAL ANALYTICAL REPORT

Sample Details/Parameters	Result	Qualifier*	D.L.	Units	Extracted	Analyzed	Batch
L2673100-7 SW20_SW_20211207 Sampled By: Client on 14-DEC-21 @ 10:20 Matrix: SW							
Total Metals							
Antimony (Sb)-Total	0.000050	<DL	0.00060	mg/L		17-DEC-21	R5680999
Arsenic (As)-Total	0.00074	<DL	0.0010	mg/L		17-DEC-21	R5680999
Barium (Ba)-Total	0.0159		0.010	mg/L		17-DEC-21	R5680999
Beryllium (Be)-Total	0.0000266	<DL	0.0010	mg/L		17-DEC-21	R5680999
Bismuth (Bi)-Total	<0.00001	<W	0.0010	mg/L		17-DEC-21	R5680999
Boron (B)-Total	0.0105	<DL	0.050	mg/L		17-DEC-21	R5680999
Cadmium (Cd)-Total	0.000009	<DL	0.000017	mg/L		17-DEC-21	R5680999
Calcium (Ca)-Total	30.5		0.20	mg/L		17-DEC-21	R5680999
Cesium (Cs)-Total	0.0000255		0.000010	mg/L		17-DEC-21	R5680999
Chromium (Cr)-Total	0.00070	<DL	0.0010	mg/L		17-DEC-21	R5680999
Cobalt (Co)-Total	0.000200	<DL	0.00050	mg/L		17-DEC-21	R5680999
Copper (Cu)-Total	0.00076	<DL	0.0010	mg/L		17-DEC-21	R5680999
Iron (Fe)-Total	0.543		0.020	mg/L		17-DEC-21	R5680999
Lead (Pb)-Total	0.00012	<T	0.000050	mg/L		17-DEC-21	R5680999
Lithium (Li)-Total	0.0042	<DL	0.050	mg/L		17-DEC-21	R5680999
Magnesium (Mg)-Total	12.7		0.020	mg/L		17-DEC-21	R5680999
Manganese (Mn)-Total	0.0318		0.0010	mg/L		17-DEC-21	R5680999
Mercury (Hg)-Total	<0.000005	<W	0.000030	mg/L		22-DEC-21	R5682132
Molybdenum (Mo)-Total	0.000245	<DL	0.0010	mg/L		17-DEC-21	R5680999
Nickel (Ni)-Total	0.00142	<DL	0.0020	mg/L		17-DEC-21	R5680999
Phosphorus (P)-Total	0.010	<DL	0.050	mg/L		17-DEC-21	R5680999
Potassium (K)-Total	1.17		0.50	mg/L		17-DEC-21	R5680999
Rubidium (Rb)-Total	0.00143		0.00020	mg/L		17-DEC-21	R5680999
Selenium (Se)-Total	0.000145	<T	0.000050	mg/L		17-DEC-21	R5680999
Silicon (Si)-Total	6.01		0.10	mg/L		17-DEC-21	R5680999
Silver (Ag)-Total	0.000001	<DL	0.00010	mg/L		17-DEC-21	R5680999
Sodium (Na)-Total	6.54		0.10	mg/L		17-DEC-21	R5680999
Strontium (Sr)-Total	0.0706		0.0010	mg/L		17-DEC-21	R5680999
Sulfur (S)-Total	2.8		0.50	mg/L		17-DEC-21	R5680999
Tellurium (Te)-Total	<0.00002	<W	0.0010	mg/L		17-DEC-21	R5680999
Thallium (Tl)-Total	<0.000005	<W	0.00030	mg/L		17-DEC-21	R5680999
Thorium (Th)-Total	0.00005	<DL	0.00010	mg/L		17-DEC-21	R5680999
Tin (Sn)-Total	0.00006	<DL	0.0010	mg/L		17-DEC-21	R5680999
Titanium (Ti)-Total	0.00733		0.0020	mg/L		17-DEC-21	R5680999
Tungsten (W)-Total	<0.00001	<W	0.010	mg/L		17-DEC-21	R5680999
Uranium (U)-Total	0.000360	<DL	0.0050	mg/L		17-DEC-21	R5680999
Vanadium (V)-Total	0.00105	<T	0.0010	mg/L		17-DEC-21	R5680999
Zinc (Zn)-Total	0.0055	<T	0.0030	mg/L		17-DEC-21	R5680999
Zirconium (Zr)-Total	0.000508	<DL	0.0010	mg/L		17-DEC-21	R5680999
Dissolved Metals							
Dissolved Metals Filtration Location	LAB					16-DEC-21	R5679955

* Refer to Referenced Information for Qualifiers (if any) and Methodology.

ALS ENVIRONMENTAL ANALYTICAL REPORT

Sample Details/Parameters	Result	Qualifier*	D.L.	Units	Extracted	Analyzed	Batch
L2673100-7 SW20_SW_20211207 Sampled By: Client on 14-DEC-21 @ 10:20 Matrix: SW							
Dissolved Metals							
Aluminum (Al)-Dissolved	0.0436		0.0050	mg/L		17-DEC-21	R5681013
Antimony (Sb)-Dissolved	0.000055	<DL	0.00060	mg/L		17-DEC-21	R5681013
Arsenic (As)-Dissolved	0.000685	<DL	0.0010	mg/L		17-DEC-21	R5681013
Barium (Ba)-Dissolved	0.0147		0.010	mg/L		17-DEC-21	R5681013
Beryllium (Be)-Dissolved	0.000016	<DL	0.0010	mg/L		17-DEC-21	R5681013
Bismuth (Bi)-Dissolved	<0.000002	<W	0.0010	mg/L		17-DEC-21	R5681013
Boron (B)-Dissolved	0.0110	<DL	0.050	mg/L		17-DEC-21	R5681013
Cadmium (Cd)-Dissolved	0.0000030	<DL	0.000017	mg/L		17-DEC-21	R5681013
Calcium (Ca)-Dissolved	31.3		0.20	mg/L		17-DEC-21	R5681013
Cesium (Cs)-Dissolved	<0.0000005	<W	0.000010	mg/L		17-DEC-21	R5681013
Chromium (Cr)-Dissolved	0.00024	<DL	0.0010	mg/L		17-DEC-21	R5681013
Cobalt (Co)-Dissolved	0.000132	<DL	0.00050	mg/L		17-DEC-21	R5681013
Copper (Cu)-Dissolved	0.00058	<DL	0.0010	mg/L		17-DEC-21	R5681013
Iron (Fe)-Dissolved	0.308		0.020	mg/L		17-DEC-21	R5681013
Lead (Pb)-Dissolved	0.00001	<DL	0.000050	mg/L		17-DEC-21	R5681013
Lithium (Li)-Dissolved	0.0048	<DL	0.050	mg/L		17-DEC-21	R5681013
Magnesium (Mg)-Dissolved	12.6		0.020	mg/L		17-DEC-21	R5681013
Manganese (Mn)-Dissolved	0.0271		0.0010	mg/L		17-DEC-21	R5681013
Mercury (Hg)-Dissolved	<0.000005	<W	0.000030	mg/L		22-DEC-21	R5682130
Molybdenum (Mo)-Dissolved	0.000236	<DL	0.0010	mg/L		17-DEC-21	R5681013
Nickel (Ni)-Dissolved	0.00116	<DL	0.0020	mg/L		17-DEC-21	R5681013
Phosphorus (P)-Dissolved	<0.005	<W	0.050	mg/L		17-DEC-21	R5681013
Potassium (K)-Dissolved	1.14		0.50	mg/L		17-DEC-21	R5681013
Rubidium (Rb)-Dissolved	0.000912		0.00020	mg/L		17-DEC-21	R5681013
Selenium (Se)-Dissolved	0.000130	<T	0.000050	mg/L		17-DEC-21	R5681013
Silicon (Si)-Dissolved	5.79		0.050	mg/L		17-DEC-21	R5681013
Silver (Ag)-Dissolved	<0.0000005	<W	0.00010	mg/L		17-DEC-21	R5681013
Sodium (Na)-Dissolved	6.67		0.10	mg/L		17-DEC-21	R5681013
Strontium (Sr)-Dissolved	0.0704		0.0010	mg/L		17-DEC-21	R5681013
Sulfur (S)-Dissolved	2.8		0.50	mg/L		17-DEC-21	R5681013
Tellurium (Te)-Dissolved	<0.00001	<W	0.0010	mg/L		17-DEC-21	R5681013
Thallium (Tl)-Dissolved	<0.000002	<W	0.00030	mg/L		17-DEC-21	R5681013
Thorium (Th)-Dissolved	0.00006	<DL	0.00010	mg/L		17-DEC-21	R5681013
Tin (Sn)-Dissolved	0.000035	<DL	0.0010	mg/L		17-DEC-21	R5681013
Titanium (Ti)-Dissolved	0.00258		0.0020	mg/L		17-DEC-21	R5681013
Tungsten (W)-Dissolved	<0.000002	<W	0.010	mg/L		17-DEC-21	R5681013
Uranium (U)-Dissolved	0.000317	<DL	0.0050	mg/L		17-DEC-21	R5681013
Vanadium (V)-Dissolved	0.00052	<DL	0.0010	mg/L		17-DEC-21	R5681013
Zinc (Zn)-Dissolved	0.0038	<T	0.0030	mg/L		17-DEC-21	R5681013
Zirconium (Zr)-Dissolved	0.000532	<DL	0.0010	mg/L		17-DEC-21	R5681013
Aggregate Organics							

* Refer to Referenced Information for Qualifiers (if any) and Methodology.

ALS ENVIRONMENTAL ANALYTICAL REPORT

Sample Details/Parameters	Result	Qualifier*	D.L.	Units	Extracted	Analyzed	Batch
L2673100-7 SW20_SW_20211207 Sampled By: Client on 14-DEC-21 @ 10:20 Matrix: SW							
Aggregate Organics							
Biochemical Oxygen Demand	<2.0		2.0	mg/L		16-DEC-21	R5681683
Chemical Oxygen Demand	90		10	mg/L	17-DEC-21	21-DEC-21	R5681805
Oil and Grease, Total	<0.2	<W	1.0	mg/L	20-DEC-21	20-DEC-21	R5681311
Radiological Parameters							
Ra-226	<0.0087		0.0087	Bq/L	17-JAN-22	28-JAN-22	R5685699
L2673100-8 SW21A_SW_20211207 Sampled By: Client on 14-DEC-21 @ 14:45 Matrix: SW							
Field Tests							
Dissolved Oxygen, Client Supplied	4.86		0	mg/L		17-DEC-21	R5680524
pH, Client Supplied	5.41		0.10	pH		17-DEC-21	R5680524
Temperature, Client Supplied	.16		0	Degree C		17-DEC-21	R5680524
Physical Tests							
Color, True	151		2.0	CU		16-DEC-21	R5679864
Conductivity (EC)	340		1.0	uS/cm		16-DEC-21	R5680137
Hardness (as CaCO3)	180		0.51	mg/L		20-DEC-21	
pH	7.16		0.10	pH		16-DEC-21	R5680137
Total Suspended Solids	2.0	<DL	3.0	mg/L		17-DEC-21	R5681173
Total Dissolved Solids	254		20	mg/L		17-DEC-21	R5680822
Turbidity	2.34		0.10	NTU		16-DEC-21	R5679767
Anions and Nutrients							
Acidity (as CaCO3)	6.2		2.0	mg/L		20-DEC-21	R5681007
Alkalinity, Total (as CaCO3)	142		2.0	mg/L		16-DEC-21	R5680137
Ammonia, Total (as N)	0.026	<T	0.0050	mg/L		21-DEC-21	R5682065
Ammonia, Un-ionized (as N)	<0.001	<W	0.010	mg/L		22-DEC-21	
Chloride (Cl)	14.0		0.10	mg/L	16-DEC-21	17-DEC-21	R5680970
Fluoride (F)	0.056		0.020	mg/L	16-DEC-21	17-DEC-21	R5680970
Nitrate (as N)	0.004	<DL	0.020	mg/L		17-DEC-21	R5680970
Nitrite (as N)	<0.001	<W	0.010	mg/L		17-DEC-21	R5680970
Total Kjeldahl Nitrogen	1.31		0.050	mg/L	17-DEC-21	20-DEC-21	R5681548
Orthophosphate-Dissolved (as P)	0.0233		0.0030	mg/L	16-DEC-21	17-DEC-21	R5680299
Sulfate (SO4)	16.4		0.30	mg/L		17-DEC-21	R5680970
Cyanides							
Cyanide, Weak Acid Diss	0.0006	<DL	0.0020	mg/L		17-DEC-21	R5681111
Cyanide, Total	0.0008	<DL	0.0020	mg/L		17-DEC-21	R5681111
Cyanide, Free	0.0007	<DL	0.0020	mg/L		17-DEC-21	R5681111
Organic / Inorganic Carbon							
Dissolved Organic Carbon	38.9	DLM	2.5	mg/L	16-DEC-21	20-DEC-21	R5681595
Total Organic Carbon	41.3	DLM	2.5	mg/L		20-DEC-21	R5681144
Total Metals							
Aluminum (Al)-Total	0.125		0.0050	mg/L		17-DEC-21	R5680999
Antimony (Sb)-Total	0.000100	<DL	0.00060	mg/L		17-DEC-21	R5680999

* Refer to Referenced Information for Qualifiers (if any) and Methodology.

ALS ENVIRONMENTAL ANALYTICAL REPORT

Sample Details/Parameters	Result	Qualifier*	D.L.	Units	Extracted	Analyzed	Batch
L2673100-8 SW21A_SW_20211207 Sampled By: Client on 14-DEC-21 @ 14:45 Matrix: SW							
Total Metals							
Arsenic (As)-Total	0.00103	<T	0.0010	mg/L		17-DEC-21	R5680999
Barium (Ba)-Total	0.0215		0.010	mg/L		17-DEC-21	R5680999
Beryllium (Be)-Total	0.0000180	<DL	0.0010	mg/L		17-DEC-21	R5680999
Bismuth (Bi)-Total	<0.00001	<W	0.0010	mg/L		17-DEC-21	R5680999
Boron (B)-Total	0.0155	<DL	0.050	mg/L		17-DEC-21	R5680999
Cadmium (Cd)-Total	0.000010	<DL	0.000017	mg/L		17-DEC-21	R5680999
Calcium (Ca)-Total	44.7		0.20	mg/L		17-DEC-21	R5680999
Cesium (Cs)-Total	0.0000070	<DL	0.000010	mg/L		17-DEC-21	R5680999
Chromium (Cr)-Total	0.00062	<DL	0.0010	mg/L		17-DEC-21	R5680999
Cobalt (Co)-Total	0.000430	<DL	0.00050	mg/L		17-DEC-21	R5680999
Copper (Cu)-Total	0.00088	<DL	0.0010	mg/L		17-DEC-21	R5680999
Iron (Fe)-Total	0.754		0.020	mg/L		17-DEC-21	R5680999
Lead (Pb)-Total	0.00005	<T	0.000050	mg/L		17-DEC-21	R5680999
Lithium (Li)-Total	0.0064	<DL	0.050	mg/L		17-DEC-21	R5680999
Magnesium (Mg)-Total	18.2		0.020	mg/L		17-DEC-21	R5680999
Manganese (Mn)-Total	0.226		0.0010	mg/L		17-DEC-21	R5680999
Mercury (Hg)-Total	<0.000005	<W	0.000030	mg/L		22-DEC-21	R5682132
Molybdenum (Mo)-Total	0.000315	<DL	0.0010	mg/L		17-DEC-21	R5680999
Nickel (Ni)-Total	0.00190	<DL	0.0020	mg/L		17-DEC-21	R5680999
Phosphorus (P)-Total	0.040	<DL	0.050	mg/L		17-DEC-21	R5680999
Potassium (K)-Total	1.82		0.50	mg/L		17-DEC-21	R5680999
Rubidium (Rb)-Total	0.00173		0.00020	mg/L		17-DEC-21	R5680999
Selenium (Se)-Total	0.000210	<T	0.000050	mg/L		17-DEC-21	R5680999
Silicon (Si)-Total	6.76		0.10	mg/L		17-DEC-21	R5680999
Silver (Ag)-Total	<0.000001	<W	0.00010	mg/L		17-DEC-21	R5680999
Sodium (Na)-Total	8.02		0.10	mg/L		17-DEC-21	R5680999
Strontium (Sr)-Total	0.105		0.0010	mg/L		17-DEC-21	R5680999
Sulfur (S)-Total	6.0		0.50	mg/L		17-DEC-21	R5680999
Tellurium (Te)-Total	0.00002	<DL	0.0010	mg/L		17-DEC-21	R5680999
Thallium (Tl)-Total	<0.000005	<W	0.00030	mg/L		17-DEC-21	R5680999
Thorium (Th)-Total	0.00007	<DL	0.00010	mg/L		17-DEC-21	R5680999
Tin (Sn)-Total	<0.00001	<W	0.0010	mg/L		17-DEC-21	R5680999
Titanium (Ti)-Total	0.00388		0.0020	mg/L		17-DEC-21	R5680999
Tungsten (W)-Total	<0.00001	<W	0.010	mg/L		17-DEC-21	R5680999
Uranium (U)-Total	0.000464	<DL	0.0050	mg/L		17-DEC-21	R5680999
Vanadium (V)-Total	0.00080	<DL	0.0010	mg/L		17-DEC-21	R5680999
Zinc (Zn)-Total	0.0035	<T	0.0030	mg/L		17-DEC-21	R5680999
Zirconium (Zr)-Total	0.000516	<DL	0.0010	mg/L		17-DEC-21	R5680999
Dissolved Metals							
Dissolved Metals Filtration Location	LAB					16-DEC-21	R5679955
Aluminum (Al)-Dissolved	0.0336		0.0050	mg/L		17-DEC-21	R5681013

* Refer to Referenced Information for Qualifiers (if any) and Methodology.

ALS ENVIRONMENTAL ANALYTICAL REPORT

Sample Details/Parameters	Result	Qualifier*	D.L.	Units	Extracted	Analyzed	Batch
L2673100-8 SW21A_SW_20211207 Sampled By: Client on 14-DEC-21 @ 14:45 Matrix: SW							
Dissolved Metals							
Antimony (Sb)-Dissolved	0.000070	<DL	0.00060	mg/L		17-DEC-21	R5681013
Arsenic (As)-Dissolved	0.000999	<DL	0.0010	mg/L		17-DEC-21	R5681013
Barium (Ba)-Dissolved	0.0212		0.010	mg/L		17-DEC-21	R5681013
Beryllium (Be)-Dissolved	0.000018	<DL	0.0010	mg/L		17-DEC-21	R5681013
Bismuth (Bi)-Dissolved	<0.000002	<W	0.0010	mg/L		17-DEC-21	R5681013
Boron (B)-Dissolved	0.0145	<DL	0.050	mg/L		17-DEC-21	R5681013
Cadmium (Cd)-Dissolved	0.0000050	<DL	0.000017	mg/L		17-DEC-21	R5681013
Calcium (Ca)-Dissolved	43.0		0.20	mg/L		17-DEC-21	R5681013
Cesium (Cs)-Dissolved	<0.0000005	<W	0.000010	mg/L		17-DEC-21	R5681013
Chromium (Cr)-Dissolved	0.00030	<DL	0.0010	mg/L		17-DEC-21	R5681013
Cobalt (Co)-Dissolved	0.000370	<DL	0.00050	mg/L		17-DEC-21	R5681013
Copper (Cu)-Dissolved	0.00068	<DL	0.0010	mg/L		17-DEC-21	R5681013
Iron (Fe)-Dissolved	0.527		0.020	mg/L		17-DEC-21	R5681013
Lead (Pb)-Dissolved	<0.00001	<W	0.000050	mg/L		17-DEC-21	R5681013
Lithium (Li)-Dissolved	0.0066	<DL	0.050	mg/L		17-DEC-21	R5681013
Magnesium (Mg)-Dissolved	17.6		0.020	mg/L		17-DEC-21	R5681013
Manganese (Mn)-Dissolved	0.208		0.0010	mg/L		17-DEC-21	R5681013
Mercury (Hg)-Dissolved	<0.000005	<W	0.000030	mg/L		22-DEC-21	R5682130
Molybdenum (Mo)-Dissolved	0.000300	<DL	0.0010	mg/L		17-DEC-21	R5681013
Nickel (Ni)-Dissolved	0.00168	<DL	0.0020	mg/L		17-DEC-21	R5681013
Phosphorus (P)-Dissolved	0.035	<DL	0.050	mg/L		17-DEC-21	R5681013
Potassium (K)-Dissolved	1.78		0.50	mg/L		17-DEC-21	R5681013
Rubidium (Rb)-Dissolved	0.00150		0.00020	mg/L		17-DEC-21	R5681013
Selenium (Se)-Dissolved	0.000190	<T	0.000050	mg/L		17-DEC-21	R5681013
Silicon (Si)-Dissolved	6.51		0.050	mg/L		17-DEC-21	R5681013
Silver (Ag)-Dissolved	<0.0000005	<W	0.00010	mg/L		17-DEC-21	R5681013
Sodium (Na)-Dissolved	7.67		0.10	mg/L		17-DEC-21	R5681013
Strontium (Sr)-Dissolved	0.105		0.0010	mg/L		17-DEC-21	R5681013
Sulfur (S)-Dissolved	5.4		0.50	mg/L		17-DEC-21	R5681013
Tellurium (Te)-Dissolved	<0.00001	<W	0.0010	mg/L		17-DEC-21	R5681013
Thallium (Tl)-Dissolved	<0.000002	<W	0.00030	mg/L		17-DEC-21	R5681013
Thorium (Th)-Dissolved	0.00004	<DL	0.00010	mg/L		17-DEC-21	R5681013
Tin (Sn)-Dissolved	<0.000005	<W	0.0010	mg/L		17-DEC-21	R5681013
Titanium (Ti)-Dissolved	0.00152	<DL	0.0020	mg/L		17-DEC-21	R5681013
Tungsten (W)-Dissolved	<0.000002	<W	0.010	mg/L		17-DEC-21	R5681013
Uranium (U)-Dissolved	0.000407	<DL	0.0050	mg/L		17-DEC-21	R5681013
Vanadium (V)-Dissolved	0.00062	<DL	0.0010	mg/L		17-DEC-21	R5681013
Zinc (Zn)-Dissolved	0.0024	<DL	0.0030	mg/L		17-DEC-21	R5681013
Zirconium (Zr)-Dissolved	0.000504	<DL	0.0010	mg/L		17-DEC-21	R5681013
Aggregate Organics							
Biochemical Oxygen Demand	<2.0		2.0	mg/L		16-DEC-21	R5681683

* Refer to Referenced Information for Qualifiers (if any) and Methodology.

ALS ENVIRONMENTAL ANALYTICAL REPORT

Sample Details/Parameters	Result	Qualifier*	D.L.	Units	Extracted	Analyzed	Batch
L2673100-8 SW21A_SW_20211207 Sampled By: Client on 14-DEC-21 @ 14:45 Matrix: SW							
Aggregate Organics							
Chemical Oxygen Demand	101		10	mg/L	17-DEC-21	21-DEC-21	R5681805
Oil and Grease, Total	3.6		1.0	mg/L	20-DEC-21	20-DEC-21	R5681311
L2673100-9 SW22A_SW_20211207 Sampled By: Client on 14-DEC-21 @ 13:20 Matrix: SW							
Field Tests							
Dissolved Oxygen, Client Supplied	9.38		0	mg/L		17-DEC-21	R5680524
pH, Client Supplied	5.06		0.10	pH		17-DEC-21	R5680524
Temperature, Client Supplied	.71		0	Degree C		17-DEC-21	R5680524
Physical Tests							
Color, True	148		2.0	CU		16-DEC-21	R5679864
Conductivity (EC)	333		1.0	uS/cm		16-DEC-21	R5680137
Hardness (as CaCO3)	183		0.51	mg/L		20-DEC-21	
pH	7.30		0.10	pH		16-DEC-21	R5680137
Total Suspended Solids	16.0		3.0	mg/L		17-DEC-21	R5681173
Total Dissolved Solids	264		20	mg/L		17-DEC-21	R5680822
Turbidity	2.97		0.10	NTU		16-DEC-21	R5679767
Anions and Nutrients							
Acidity (as CaCO3)	4.6		2.0	mg/L		20-DEC-21	R5681007
Alkalinity, Total (as CaCO3)	140		2.0	mg/L		16-DEC-21	R5680137
Ammonia, Total (as N)	0.028	<T	0.0050	mg/L		21-DEC-21	R5682065
Ammonia, Un-ionized (as N)	<0.001	<W	0.010	mg/L		22-DEC-21	
Chloride (Cl)	13.0		0.10	mg/L	16-DEC-21	17-DEC-21	R5680970
Fluoride (F)	0.053		0.020	mg/L	16-DEC-21	17-DEC-21	R5680970
Nitrate (as N)	0.018	<DL	0.020	mg/L		17-DEC-21	R5680970
Nitrite (as N)	0.001	<DL	0.010	mg/L		17-DEC-21	R5680970
Total Kjeldahl Nitrogen	1.37		0.050	mg/L	17-DEC-21	20-DEC-21	R5681548
Orthophosphate-Dissolved (as P)	0.0186		0.0030	mg/L	16-DEC-21	17-DEC-21	R5680299
Sulfate (SO4)	17.0		0.30	mg/L		17-DEC-21	R5680970
Cyanides							
Cyanide, Weak Acid Diss	0.0005	<DL	0.0020	mg/L		17-DEC-21	R5681111
Cyanide, Total	0.0010	<DL	0.0020	mg/L		17-DEC-21	R5681111
Cyanide, Free	0.0003	<DL	0.0020	mg/L		17-DEC-21	R5681111
Organic / Inorganic Carbon							
Dissolved Organic Carbon	39.1	DLM	2.5	mg/L	15-DEC-21	20-DEC-21	R5681140
Total Organic Carbon	41.4	DLM	2.5	mg/L		20-DEC-21	R5681144
Total Metals							
Aluminum (Al)-Total	0.122		0.0050	mg/L		17-DEC-21	R5680999
Antimony (Sb)-Total	0.000085	<DL	0.00060	mg/L		17-DEC-21	R5680999
Arsenic (As)-Total	0.00103	<T	0.0010	mg/L		17-DEC-21	R5680999
Barium (Ba)-Total	0.0212		0.010	mg/L		17-DEC-21	R5680999
Beryllium (Be)-Total	0.0000148	<DL	0.0010	mg/L		17-DEC-21	R5680999

* Refer to Referenced Information for Qualifiers (if any) and Methodology.

ALS ENVIRONMENTAL ANALYTICAL REPORT

Sample Details/Parameters	Result	Qualifier*	D.L.	Units	Extracted	Analyzed	Batch
L2673100-9 SW22A_SW_20211207 Sampled By: Client on 14-DEC-21 @ 13:20 Matrix: SW							
Total Metals							
Bismuth (Bi)-Total	<0.00001	<W	0.0010	mg/L		17-DEC-21	R5680999
Boron (B)-Total	0.0145	<DL	0.050	mg/L		17-DEC-21	R5680999
Cadmium (Cd)-Total	0.000011	<DL	0.000017	mg/L		17-DEC-21	R5680999
Calcium (Ca)-Total	43.9		0.20	mg/L		17-DEC-21	R5680999
Cesium (Cs)-Total	0.0000070	<DL	0.000010	mg/L		17-DEC-21	R5680999
Chromium (Cr)-Total	0.00052	<DL	0.0010	mg/L		17-DEC-21	R5680999
Cobalt (Co)-Total	0.000355	<DL	0.00050	mg/L		17-DEC-21	R5680999
Copper (Cu)-Total	0.00112	<T	0.0010	mg/L		17-DEC-21	R5680999
Iron (Fe)-Total	0.670		0.020	mg/L		17-DEC-21	R5680999
Lead (Pb)-Total	0.00007	<T	0.000050	mg/L		17-DEC-21	R5680999
Lithium (Li)-Total	0.0058	<DL	0.050	mg/L		17-DEC-21	R5680999
Magnesium (Mg)-Total	18.4		0.020	mg/L		17-DEC-21	R5680999
Manganese (Mn)-Total	0.184		0.0010	mg/L		17-DEC-21	R5680999
Mercury (Hg)-Total	<0.000005	<W	0.000030	mg/L		22-DEC-21	R5682132
Molybdenum (Mo)-Total	0.000350	<DL	0.0010	mg/L		17-DEC-21	R5680999
Nickel (Ni)-Total	0.00190	<DL	0.0020	mg/L		17-DEC-21	R5680999
Phosphorus (P)-Total	0.025	<DL	0.050	mg/L		17-DEC-21	R5680999
Potassium (K)-Total	1.86		0.50	mg/L		17-DEC-21	R5680999
Rubidium (Rb)-Total	0.00163		0.00020	mg/L		17-DEC-21	R5680999
Selenium (Se)-Total	0.000210	<T	0.000050	mg/L		17-DEC-21	R5680999
Silicon (Si)-Total	6.44		0.10	mg/L		17-DEC-21	R5680999
Silver (Ag)-Total	<0.000001	<W	0.00010	mg/L		17-DEC-21	R5680999
Sodium (Na)-Total	7.69		0.10	mg/L		17-DEC-21	R5680999
Strontium (Sr)-Total	0.105		0.0010	mg/L		17-DEC-21	R5680999
Sulfur (S)-Total	6.0		0.50	mg/L		17-DEC-21	R5680999
Tellurium (Te)-Total	0.00002	<DL	0.0010	mg/L		17-DEC-21	R5680999
Thallium (Tl)-Total	<0.000005	<W	0.00030	mg/L		17-DEC-21	R5680999
Thorium (Th)-Total	0.00004	<DL	0.00010	mg/L		17-DEC-21	R5680999
Tin (Sn)-Total	<0.00001	<W	0.0010	mg/L		17-DEC-21	R5680999
Titanium (Ti)-Total	0.00378		0.0020	mg/L		17-DEC-21	R5680999
Tungsten (W)-Total	<0.00001	<W	0.010	mg/L		17-DEC-21	R5680999
Uranium (U)-Total	0.000602	<DL	0.0050	mg/L		17-DEC-21	R5680999
Vanadium (V)-Total	0.00080	<DL	0.0010	mg/L		17-DEC-21	R5680999
Zinc (Zn)-Total	0.0170		0.0030	mg/L		17-DEC-21	R5680999
Zirconium (Zr)-Total	0.000480	<DL	0.0010	mg/L		17-DEC-21	R5680999
Dissolved Metals							
Dissolved Metals Filtration Location	LAB					16-DEC-21	R5679955
Aluminum (Al)-Dissolved	0.0312		0.0050	mg/L		17-DEC-21	R5681013
Antimony (Sb)-Dissolved	0.000110	<DL	0.00060	mg/L		17-DEC-21	R5681013
Arsenic (As)-Dissolved	0.00102	<T	0.0010	mg/L		17-DEC-21	R5681013
Barium (Ba)-Dissolved	0.0207		0.010	mg/L		17-DEC-21	R5681013

* Refer to Referenced Information for Qualifiers (if any) and Methodology.

ALS ENVIRONMENTAL ANALYTICAL REPORT

Sample Details/Parameters	Result	Qualifier*	D.L.	Units	Extracted	Analyzed	Batch
L2673100-9 SW22A_SW_20211207 Sampled By: Client on 14-DEC-21 @ 13:20 Matrix: SW							
Dissolved Metals							
Beryllium (Be)-Dissolved	0.000022	<DL	0.0010	mg/L		17-DEC-21	R5681013
Bismuth (Bi)-Dissolved	<0.000002	<W	0.0010	mg/L		17-DEC-21	R5681013
Boron (B)-Dissolved	0.0140	<DL	0.050	mg/L		17-DEC-21	R5681013
Cadmium (Cd)-Dissolved	0.0000050	<DL	0.000017	mg/L		17-DEC-21	R5681013
Calcium (Ca)-Dissolved	45.1		0.20	mg/L		17-DEC-21	R5681013
Cesium (Cs)-Dissolved	<0.0000005	<W	0.000010	mg/L		17-DEC-21	R5681013
Chromium (Cr)-Dissolved	0.00030	<DL	0.0010	mg/L		17-DEC-21	R5681013
Cobalt (Co)-Dissolved	0.000300	<DL	0.00050	mg/L		17-DEC-21	R5681013
Copper (Cu)-Dissolved	0.00090	<DL	0.0010	mg/L		17-DEC-21	R5681013
Iron (Fe)-Dissolved	0.500		0.020	mg/L		17-DEC-21	R5681013
Lead (Pb)-Dissolved	<0.00001	<W	0.000050	mg/L		17-DEC-21	R5681013
Lithium (Li)-Dissolved	0.0060	<DL	0.050	mg/L		17-DEC-21	R5681013
Magnesium (Mg)-Dissolved	17.2		0.020	mg/L		17-DEC-21	R5681013
Manganese (Mn)-Dissolved	0.170		0.0010	mg/L		17-DEC-21	R5681013
Mercury (Hg)-Dissolved	<0.000005	<W	0.000030	mg/L		22-DEC-21	R5682130
Molybdenum (Mo)-Dissolved	0.000366	<DL	0.0010	mg/L		17-DEC-21	R5681013
Nickel (Ni)-Dissolved	0.00168	<DL	0.0020	mg/L		17-DEC-21	R5681013
Phosphorus (P)-Dissolved	0.025	<DL	0.050	mg/L		17-DEC-21	R5681013
Potassium (K)-Dissolved	1.86		0.50	mg/L		17-DEC-21	R5681013
Rubidium (Rb)-Dissolved	0.00143		0.00020	mg/L		17-DEC-21	R5681013
Selenium (Se)-Dissolved	0.000220	<T	0.000050	mg/L		17-DEC-21	R5681013
Silicon (Si)-Dissolved	6.54		0.050	mg/L		17-DEC-21	R5681013
Silver (Ag)-Dissolved	<0.0000005	<W	0.00010	mg/L		17-DEC-21	R5681013
Sodium (Na)-Dissolved	7.81		0.10	mg/L		17-DEC-21	R5681013
Strontium (Sr)-Dissolved	0.104		0.0010	mg/L		17-DEC-21	R5681013
Sulfur (S)-Dissolved	6.4		0.50	mg/L		17-DEC-21	R5681013
Tellurium (Te)-Dissolved	<0.00001	<W	0.0010	mg/L		17-DEC-21	R5681013
Thallium (Tl)-Dissolved	<0.000002	<W	0.00030	mg/L		17-DEC-21	R5681013
Thorium (Th)-Dissolved	0.00005	<DL	0.00010	mg/L		17-DEC-21	R5681013
Tin (Sn)-Dissolved	<0.000005	<W	0.0010	mg/L		17-DEC-21	R5681013
Titanium (Ti)-Dissolved	0.00172	<DL	0.0020	mg/L		17-DEC-21	R5681013
Tungsten (W)-Dissolved	0.00249	<DL	0.010	mg/L		17-DEC-21	R5681013
Uranium (U)-Dissolved	0.000583	<DL	0.0050	mg/L		17-DEC-21	R5681013
Vanadium (V)-Dissolved	0.00064	<DL	0.0010	mg/L		17-DEC-21	R5681013
Zinc (Zn)-Dissolved	0.0076	<T	0.0030	mg/L		17-DEC-21	R5681013
Zirconium (Zr)-Dissolved	0.000564	<DL	0.0010	mg/L		17-DEC-21	R5681013
Aggregate Organics							
Biochemical Oxygen Demand	<2.0		2.0	mg/L		16-DEC-21	R5681683
Chemical Oxygen Demand	98		10	mg/L	17-DEC-21	21-DEC-21	R5681805
Oil and Grease, Total	<0.2	<W	1.0	mg/L	20-DEC-21	20-DEC-21	R5681311
Radiological Parameters							

* Refer to Referenced Information for Qualifiers (if any) and Methodology.

ALS ENVIRONMENTAL ANALYTICAL REPORT

Sample Details/Parameters	Result	Qualifier*	D.L.	Units	Extracted	Analyzed	Batch
L2673100-9 SW22A_SW_20211207 Sampled By: Client on 14-DEC-21 @ 13:20 Matrix: SW							
Radiological Parameters							
Ra-226	<0.0056		0.0056	Bq/L	17-JAN-22	28-JAN-22	R5685699
L2673100-10 SW25_SW_20211207 Sampled By: Client on 14-DEC-21 @ 11:20 Matrix: SW							
Field Tests							
Dissolved Oxygen, Client Supplied	13.5		0	mg/L		17-DEC-21	R5680524
pH, Client Supplied	5.67		0.10	pH		17-DEC-21	R5680524
Temperature, Client Supplied	.16		0	Degree C		17-DEC-21	R5680524
Physical Tests							
Color, True	177		2.0	CU		16-DEC-21	R5679864
Conductivity (EC)	226		1.0	uS/cm		16-DEC-21	R5680137
Hardness (as CaCO3)	131		0.51	mg/L		20-DEC-21	
pH	7.78		0.10	pH		16-DEC-21	R5680137
Total Suspended Solids	<0.5	<W	3.0	mg/L		17-DEC-21	R5681173
Total Dissolved Solids	178		13	mg/L		17-DEC-21	R5680822
Turbidity	2.06		0.10	NTU		16-DEC-21	R5679767
Anions and Nutrients							
Acidity (as CaCO3)	1.0	<DL	2.0	mg/L		20-DEC-21	R5681007
Alkalinity, Total (as CaCO3)	96.2		2.0	mg/L		16-DEC-21	R5680137
Ammonia, Total (as N)	0.032	<T	0.0050	mg/L		21-DEC-21	R5682065
Ammonia, Un-ionized (as N)	<0.001	<W	0.010	mg/L		22-DEC-21	
Chloride (Cl)	8.86		0.10	mg/L	16-DEC-21	17-DEC-21	R5680970
Fluoride (F)	0.049		0.020	mg/L	16-DEC-21	17-DEC-21	R5680970
Nitrate (as N)	0.030	<T	0.020	mg/L		17-DEC-21	R5680970
Nitrite (as N)	0.002	<DL	0.010	mg/L		17-DEC-21	R5680970
Total Kjeldahl Nitrogen	1.19		0.050	mg/L	17-DEC-21	20-DEC-21	R5681548
Orthophosphate-Dissolved (as P)	<0.0030		0.0030	mg/L	16-DEC-21	17-DEC-21	R5680299
Sulfate (SO4)	6.50		0.30	mg/L		17-DEC-21	R5680970
Cyanides							
Cyanide, Weak Acid Diss	0.0004	<DL	0.0020	mg/L		17-DEC-21	R5681111
Cyanide, Total	0.0006	<DL	0.0020	mg/L		17-DEC-21	R5681111
Cyanide, Free	0.0003	<DL	0.0020	mg/L		17-DEC-21	R5681111
Organic / Inorganic Carbon							
Dissolved Organic Carbon	40.8	DLM	2.5	mg/L	15-DEC-21	20-DEC-21	R5681140
Total Organic Carbon	40.2	DLM	2.5	mg/L		20-DEC-21	R5681144
Total Metals							
Aluminum (Al)-Total	0.110		0.0050	mg/L		17-DEC-21	R5680999
Antimony (Sb)-Total	0.000065	<DL	0.00060	mg/L		17-DEC-21	R5680999
Arsenic (As)-Total	0.00083	<DL	0.0010	mg/L		17-DEC-21	R5680999
Barium (Ba)-Total	0.0145		0.010	mg/L		17-DEC-21	R5680999
Beryllium (Be)-Total	0.0000085	<DL	0.0010	mg/L		17-DEC-21	R5680999
Bismuth (Bi)-Total	<0.00001	<W	0.0010	mg/L		17-DEC-21	R5680999

* Refer to Referenced Information for Qualifiers (if any) and Methodology.

ALS ENVIRONMENTAL ANALYTICAL REPORT

Sample Details/Parameters	Result	Qualifier*	D.L.	Units	Extracted	Analyzed	Batch
L2673100-10 SW25_SW_20211207 Sampled By: Client on 14-DEC-21 @ 11:20 Matrix: SW							
Total Metals							
Boron (B)-Total	0.0095	<DL	0.050	mg/L		17-DEC-21	R5680999
Cadmium (Cd)-Total	<0.000001	<W	0.000017	mg/L		17-DEC-21	R5680999
Calcium (Ca)-Total	33.7		0.20	mg/L		17-DEC-21	R5680999
Cesium (Cs)-Total	0.0000050	<DL	0.000010	mg/L		17-DEC-21	R5680999
Chromium (Cr)-Total	0.00046	<DL	0.0010	mg/L		17-DEC-21	R5680999
Cobalt (Co)-Total	0.000105	<DL	0.00050	mg/L		17-DEC-21	R5680999
Copper (Cu)-Total	0.00130	<T	0.0010	mg/L		17-DEC-21	R5680999
Iron (Fe)-Total	0.368		0.020	mg/L		17-DEC-21	R5680999
Lead (Pb)-Total	0.00004	<DL	0.000050	mg/L		17-DEC-21	R5680999
Lithium (Li)-Total	0.0028	<DL	0.050	mg/L		17-DEC-21	R5680999
Magnesium (Mg)-Total	11.6		0.020	mg/L		17-DEC-21	R5680999
Manganese (Mn)-Total	0.0108		0.0010	mg/L		17-DEC-21	R5680999
Mercury (Hg)-Total	<0.000005	<W	0.000030	mg/L		22-DEC-21	R5682132
Molybdenum (Mo)-Total	0.000405	<DL	0.0010	mg/L		17-DEC-21	R5680999
Nickel (Ni)-Total	0.00114	<DL	0.0020	mg/L		17-DEC-21	R5680999
Phosphorus (P)-Total	0.005	<DL	0.050	mg/L		17-DEC-21	R5680999
Potassium (K)-Total	1.27		0.50	mg/L		17-DEC-21	R5680999
Rubidium (Rb)-Total	0.00130		0.00020	mg/L		17-DEC-21	R5680999
Selenium (Se)-Total	0.000190	<T	0.000050	mg/L		17-DEC-21	R5680999
Silicon (Si)-Total	4.88		0.10	mg/L		17-DEC-21	R5680999
Silver (Ag)-Total	<0.000001	<W	0.00010	mg/L		17-DEC-21	R5680999
Sodium (Na)-Total	3.66		0.10	mg/L		17-DEC-21	R5680999
Strontium (Sr)-Total	0.0639		0.0010	mg/L		17-DEC-21	R5680999
Sulfur (S)-Total	2.4		0.50	mg/L		17-DEC-21	R5680999
Tellurium (Te)-Total	<0.00002	<W	0.0010	mg/L		17-DEC-21	R5680999
Thallium (Tl)-Total	<0.000005	<W	0.00030	mg/L		17-DEC-21	R5680999
Thorium (Th)-Total	0.00003	<DL	0.00010	mg/L		17-DEC-21	R5680999
Tin (Sn)-Total	0.00004	<DL	0.0010	mg/L		17-DEC-21	R5680999
Titanium (Ti)-Total	0.00308		0.0020	mg/L		17-DEC-21	R5680999
Tungsten (W)-Total	<0.00001	<W	0.010	mg/L		17-DEC-21	R5680999
Uranium (U)-Total	0.000690	<DL	0.0050	mg/L		17-DEC-21	R5680999
Vanadium (V)-Total	0.00060	<DL	0.0010	mg/L		17-DEC-21	R5680999
Zinc (Zn)-Total	0.0090	<T	0.0030	mg/L		17-DEC-21	R5680999
Zirconium (Zr)-Total	0.000320	<DL	0.0010	mg/L		17-DEC-21	R5680999
Dissolved Metals							
Dissolved Metals Filtration Location	LAB					16-DEC-21	R5679955
Aluminum (Al)-Dissolved	0.0464		0.0050	mg/L		17-DEC-21	R5681013
Antimony (Sb)-Dissolved	0.000070	<DL	0.00060	mg/L		17-DEC-21	R5681013
Arsenic (As)-Dissolved	0.000805	<DL	0.0010	mg/L		17-DEC-21	R5681013
Barium (Ba)-Dissolved	0.0142		0.010	mg/L		17-DEC-21	R5681013
Beryllium (Be)-Dissolved	0.000012	<DL	0.0010	mg/L		17-DEC-21	R5681013

* Refer to Referenced Information for Qualifiers (if any) and Methodology.

ALS ENVIRONMENTAL ANALYTICAL REPORT

Sample Details/Parameters	Result	Qualifier*	D.L.	Units	Extracted	Analyzed	Batch
L2673100-10 SW25_SW_20211207 Sampled By: Client on 14-DEC-21 @ 11:20 Matrix: SW							
Dissolved Metals							
Bismuth (Bi)-Dissolved	<0.000002	<W	0.0010	mg/L		17-DEC-21	R5681013
Boron (B)-Dissolved	0.0100	<DL	0.050	mg/L		17-DEC-21	R5681013
Cadmium (Cd)-Dissolved	0.0000020	<DL	0.000017	mg/L		17-DEC-21	R5681013
Calcium (Ca)-Dissolved	33.6		0.20	mg/L		17-DEC-21	R5681013
Cesium (Cs)-Dissolved	<0.0000005	<W	0.000010	mg/L		17-DEC-21	R5681013
Chromium (Cr)-Dissolved	0.00023	<DL	0.0010	mg/L		17-DEC-21	R5681013
Cobalt (Co)-Dissolved	0.000088	<DL	0.00050	mg/L		17-DEC-21	R5681013
Copper (Cu)-Dissolved	0.00120	<T	0.0010	mg/L		17-DEC-21	R5681013
Iron (Fe)-Dissolved	0.291		0.020	mg/L		17-DEC-21	R5681013
Lead (Pb)-Dissolved	<0.00001	<W	0.000050	mg/L		17-DEC-21	R5681013
Lithium (Li)-Dissolved	0.0032	<DL	0.050	mg/L		17-DEC-21	R5681013
Magnesium (Mg)-Dissolved	11.5		0.020	mg/L		17-DEC-21	R5681013
Manganese (Mn)-Dissolved	0.00908		0.0010	mg/L		17-DEC-21	R5681013
Mercury (Hg)-Dissolved	<0.000005	<W	0.000030	mg/L		22-DEC-21	R5682130
Molybdenum (Mo)-Dissolved	0.000426	<DL	0.0010	mg/L		17-DEC-21	R5681013
Nickel (Ni)-Dissolved	0.00104	<DL	0.0020	mg/L		17-DEC-21	R5681013
Phosphorus (P)-Dissolved	0.010	<DL	0.050	mg/L		17-DEC-21	R5681013
Potassium (K)-Dissolved	1.27		0.50	mg/L		17-DEC-21	R5681013
Rubidium (Rb)-Dissolved	0.00115		0.00020	mg/L		17-DEC-21	R5681013
Selenium (Se)-Dissolved	0.000140	<T	0.000050	mg/L		17-DEC-21	R5681013
Silicon (Si)-Dissolved	4.90		0.050	mg/L		17-DEC-21	R5681013
Silver (Ag)-Dissolved	<0.0000005	<W	0.00010	mg/L		17-DEC-21	R5681013
Sodium (Na)-Dissolved	3.69		0.10	mg/L		17-DEC-21	R5681013
Strontium (Sr)-Dissolved	0.0638		0.0010	mg/L		17-DEC-21	R5681013
Sulfur (S)-Dissolved	2.4		0.50	mg/L		17-DEC-21	R5681013
Tellurium (Te)-Dissolved	0.00001	<DL	0.0010	mg/L		17-DEC-21	R5681013
Thallium (Tl)-Dissolved	<0.000002	<W	0.00030	mg/L		17-DEC-21	R5681013
Thorium (Th)-Dissolved	0.00003	<DL	0.00010	mg/L		17-DEC-21	R5681013
Tin (Sn)-Dissolved	0.000355	<DL	0.0010	mg/L		17-DEC-21	R5681013
Titanium (Ti)-Dissolved	0.00178	<DL	0.0020	mg/L		17-DEC-21	R5681013
Tungsten (W)-Dissolved	<0.000002	<W	0.010	mg/L		17-DEC-21	R5681013
Uranium (U)-Dissolved	0.000654	<DL	0.0050	mg/L		17-DEC-21	R5681013
Vanadium (V)-Dissolved	0.00052	<DL	0.0010	mg/L		17-DEC-21	R5681013
Zinc (Zn)-Dissolved	0.0084	<T	0.0030	mg/L		17-DEC-21	R5681013
Zirconium (Zr)-Dissolved	0.000288	<DL	0.0010	mg/L		17-DEC-21	R5681013
Aggregate Organics							
Biochemical Oxygen Demand	<2.0		2.0	mg/L		16-DEC-21	R5681683
Chemical Oxygen Demand	102		10	mg/L	17-DEC-21	21-DEC-21	R5681805
Oil and Grease, Total	0.4	<DL	1.0	mg/L	20-DEC-21	20-DEC-21	R5681311
L2673100-11 SW26_SW_20211207 Sampled By: Client on 14-DEC-21 @ 13:55 Matrix: SW							

* Refer to Referenced Information for Qualifiers (if any) and Methodology.

ALS ENVIRONMENTAL ANALYTICAL REPORT

Sample Details/Parameters	Result	Qualifier*	D.L.	Units	Extracted	Analyzed	Batch
L2673100-11 SW26_SW_20211207 Sampled By: Client on 14-DEC-21 @ 13:55 Matrix: SW							
Field Tests							
Dissolved Oxygen, Client Supplied	13.52		0	mg/L		17-DEC-21	R5680524
pH, Client Supplied	5.8		0.10	pH		17-DEC-21	R5680524
Temperature, Client Supplied	.79		0	Degree C		17-DEC-21	R5680524
Physical Tests							
Color, True	170		2.0	CU		16-DEC-21	R5679864
Conductivity (EC)	256		1.0	uS/cm		16-DEC-21	R5680137
Hardness (as CaCO3)	141		0.51	mg/L		20-DEC-21	
pH	7.73		0.10	pH		16-DEC-21	R5680137
Total Suspended Solids	1.5	<DL	3.0	mg/L		17-DEC-21	R5681173
Total Dissolved Solids	192		13	mg/L		17-DEC-21	R5680822
Turbidity	2.56		0.10	NTU		16-DEC-21	R5679767
Anions and Nutrients							
Acidity (as CaCO3)	1.2	<DL	2.0	mg/L		20-DEC-21	R5681007
Alkalinity, Total (as CaCO3)	112		2.0	mg/L		16-DEC-21	R5680137
Ammonia, Total (as N)	0.036	<T	0.0050	mg/L		21-DEC-21	R5682065
Ammonia, Un-ionized (as N)	<0.001	<W	0.010	mg/L		22-DEC-21	
Chloride (Cl)	8.88		0.10	mg/L	16-DEC-21	17-DEC-21	R5680970
Fluoride (F)	0.051		0.020	mg/L	16-DEC-21	17-DEC-21	R5680970
Nitrate (as N)	0.066	<T	0.020	mg/L		17-DEC-21	R5680970
Nitrite (as N)	<0.001	<W	0.010	mg/L		17-DEC-21	R5680970
Total Kjeldahl Nitrogen	1.24		0.050	mg/L	17-DEC-21	20-DEC-21	R5681548
Orthophosphate-Dissolved (as P)	<0.0030		0.0030	mg/L	16-DEC-21	17-DEC-21	R5680299
Sulfate (SO4)	7.95		0.30	mg/L		17-DEC-21	R5680970
Cyanides							
Cyanide, Weak Acid Diss	0.0005	<DL	0.0020	mg/L		17-DEC-21	R5681111
Cyanide, Total	0.0008	<DL	0.0020	mg/L		17-DEC-21	R5681111
Cyanide, Free	0.0003	<DL	0.0020	mg/L		17-DEC-21	R5681111
Organic / Inorganic Carbon							
Dissolved Organic Carbon	40.1	DLM	2.5	mg/L	15-DEC-21	20-DEC-21	R5681140
Total Organic Carbon	39.1	DLM	2.5	mg/L		20-DEC-21	R5681144
Total Metals							
Aluminum (Al)-Total	0.115		0.0050	mg/L		17-DEC-21	R5680999
Antimony (Sb)-Total	0.000075	<DL	0.00060	mg/L		17-DEC-21	R5680999
Arsenic (As)-Total	0.00097	<DL	0.0010	mg/L		17-DEC-21	R5680999
Barium (Ba)-Total	0.0166		0.010	mg/L		17-DEC-21	R5680999
Beryllium (Be)-Total	0.0000095	<DL	0.0010	mg/L		17-DEC-21	R5680999
Bismuth (Bi)-Total	<0.00001	<W	0.0010	mg/L		17-DEC-21	R5680999
Boron (B)-Total	0.0105	<DL	0.050	mg/L		17-DEC-21	R5680999
Cadmium (Cd)-Total	0.000005	<DL	0.000017	mg/L		17-DEC-21	R5680999
Calcium (Ca)-Total	35.8		0.20	mg/L		17-DEC-21	R5680999
Cesium (Cs)-Total	0.0000080	<DL	0.000010	mg/L		17-DEC-21	R5680999
Chromium (Cr)-Total	0.00048	<DL	0.0010	mg/L		17-DEC-21	R5680999

* Refer to Referenced Information for Qualifiers (if any) and Methodology.

ALS ENVIRONMENTAL ANALYTICAL REPORT

Sample Details/Parameters	Result	Qualifier*	D.L.	Units	Extracted	Analyzed	Batch
L2673100-11 SW26_SW_20211207 Sampled By: Client on 14-DEC-21 @ 13:55 Matrix: SW							
Total Metals							
Cobalt (Co)-Total	0.000115	<DL	0.00050	mg/L		17-DEC-21	R5680999
Copper (Cu)-Total	0.00160	<T	0.0010	mg/L		17-DEC-21	R5680999
Iron (Fe)-Total	0.370		0.020	mg/L		17-DEC-21	R5680999
Lead (Pb)-Total	0.00004	<DL	0.000050	mg/L		17-DEC-21	R5680999
Lithium (Li)-Total	0.0034	<DL	0.050	mg/L		17-DEC-21	R5680999
Magnesium (Mg)-Total	13.7		0.020	mg/L		17-DEC-21	R5680999
Manganese (Mn)-Total	0.0160		0.0010	mg/L		17-DEC-21	R5680999
Mercury (Hg)-Total	<0.000005	<W	0.000030	mg/L		22-DEC-21	R5682132
Molybdenum (Mo)-Total	0.000515	<DL	0.0010	mg/L		17-DEC-21	R5680999
Nickel (Ni)-Total	0.00122	<DL	0.0020	mg/L		17-DEC-21	R5680999
Phosphorus (P)-Total	<0.005	<W	0.050	mg/L		17-DEC-21	R5680999
Potassium (K)-Total	1.36		0.50	mg/L		17-DEC-21	R5680999
Rubidium (Rb)-Total	0.00121		0.00020	mg/L		17-DEC-21	R5680999
Selenium (Se)-Total	0.000190	<T	0.000050	mg/L		17-DEC-21	R5680999
Silicon (Si)-Total	4.92		0.10	mg/L		17-DEC-21	R5680999
Silver (Ag)-Total	<0.000001	<W	0.00010	mg/L		17-DEC-21	R5680999
Sodium (Na)-Total	3.98		0.10	mg/L		17-DEC-21	R5680999
Strontium (Sr)-Total	0.0754		0.0010	mg/L		17-DEC-21	R5680999
Sulfur (S)-Total	2.8		0.50	mg/L		17-DEC-21	R5680999
Tellurium (Te)-Total	0.00004	<DL	0.0010	mg/L		17-DEC-21	R5680999
Thallium (Tl)-Total	<0.000005	<W	0.00030	mg/L		17-DEC-21	R5680999
Thorium (Th)-Total	0.00003	<DL	0.00010	mg/L		17-DEC-21	R5680999
Tin (Sn)-Total	<0.00001	<W	0.0010	mg/L		17-DEC-21	R5680999
Titanium (Ti)-Total	0.00327		0.0020	mg/L		17-DEC-21	R5680999
Tungsten (W)-Total	<0.00001	<W	0.010	mg/L		17-DEC-21	R5680999
Uranium (U)-Total	0.000972	<DL	0.0050	mg/L		17-DEC-21	R5680999
Vanadium (V)-Total	0.00070	<DL	0.0010	mg/L		17-DEC-21	R5680999
Zinc (Zn)-Total	0.0165		0.0030	mg/L		17-DEC-21	R5680999
Zirconium (Zr)-Total	0.000316	<DL	0.0010	mg/L		17-DEC-21	R5680999
Dissolved Metals							
Dissolved Metals Filtration Location	LAB					16-DEC-21	R5679955
Aluminum (Al)-Dissolved	0.0444		0.0050	mg/L		17-DEC-21	R5681013
Antimony (Sb)-Dissolved	0.000065	<DL	0.00060	mg/L		17-DEC-21	R5681013
Arsenic (As)-Dissolved	0.000966	<DL	0.0010	mg/L		17-DEC-21	R5681013
Barium (Ba)-Dissolved	0.0164		0.010	mg/L		17-DEC-21	R5681013
Beryllium (Be)-Dissolved	0.000010	<DL	0.0010	mg/L		17-DEC-21	R5681013
Bismuth (Bi)-Dissolved	<0.000002	<W	0.0010	mg/L		17-DEC-21	R5681013
Boron (B)-Dissolved	0.0110	<DL	0.050	mg/L		17-DEC-21	R5681013
Cadmium (Cd)-Dissolved	<0.0000005	<W	0.000017	mg/L		17-DEC-21	R5681013
Calcium (Ca)-Dissolved	35.4		0.20	mg/L		17-DEC-21	R5681013
Cesium (Cs)-Dissolved	<0.0000005	<W	0.000010	mg/L		17-DEC-21	R5681013

* Refer to Referenced Information for Qualifiers (if any) and Methodology.

ALS ENVIRONMENTAL ANALYTICAL REPORT

Sample Details/Parameters	Result	Qualifier*	D.L.	Units	Extracted	Analyzed	Batch
L2673100-11 SW26_SW_20211207 Sampled By: Client on 14-DEC-21 @ 13:55 Matrix: SW							
Dissolved Metals							
Chromium (Cr)-Dissolved	0.00022	<DL	0.0010	mg/L		17-DEC-21	R5681013
Cobalt (Co)-Dissolved	0.000084	<DL	0.00050	mg/L		17-DEC-21	R5681013
Copper (Cu)-Dissolved	0.00138	<T	0.0010	mg/L		17-DEC-21	R5681013
Iron (Fe)-Dissolved	0.292		0.020	mg/L		17-DEC-21	R5681013
Lead (Pb)-Dissolved	<0.00001	<W	0.000050	mg/L		17-DEC-21	R5681013
Lithium (Li)-Dissolved	0.0038	<DL	0.050	mg/L		17-DEC-21	R5681013
Magnesium (Mg)-Dissolved	12.7		0.020	mg/L		17-DEC-21	R5681013
Manganese (Mn)-Dissolved	0.0140		0.0010	mg/L		17-DEC-21	R5681013
Mercury (Hg)-Dissolved	<0.000005	<W	0.000030	mg/L		22-DEC-21	R5682130
Molybdenum (Mo)-Dissolved	0.000500	<DL	0.0010	mg/L		17-DEC-21	R5681013
Nickel (Ni)-Dissolved	0.00110	<DL	0.0020	mg/L		17-DEC-21	R5681013
Phosphorus (P)-Dissolved	<0.005	<W	0.050	mg/L		17-DEC-21	R5681013
Potassium (K)-Dissolved	1.33		0.50	mg/L		17-DEC-21	R5681013
Rubidium (Rb)-Dissolved	0.00105		0.00020	mg/L		17-DEC-21	R5681013
Selenium (Se)-Dissolved	0.000155	<T	0.000050	mg/L		17-DEC-21	R5681013
Silicon (Si)-Dissolved	4.97		0.050	mg/L		17-DEC-21	R5681013
Silver (Ag)-Dissolved	<0.0000005	<W	0.00010	mg/L		17-DEC-21	R5681013
Sodium (Na)-Dissolved	3.90		0.10	mg/L		17-DEC-21	R5681013
Strontium (Sr)-Dissolved	0.0720		0.0010	mg/L		17-DEC-21	R5681013
Sulfur (S)-Dissolved	3.0		0.50	mg/L		17-DEC-21	R5681013
Tellurium (Te)-Dissolved	0.00001	<DL	0.0010	mg/L		17-DEC-21	R5681013
Thallium (Tl)-Dissolved	<0.000002	<W	0.00030	mg/L		17-DEC-21	R5681013
Thorium (Th)-Dissolved	0.00003	<DL	0.00010	mg/L		17-DEC-21	R5681013
Tin (Sn)-Dissolved	<0.000005	<W	0.0010	mg/L		17-DEC-21	R5681013
Titanium (Ti)-Dissolved	0.00196	<DL	0.0020	mg/L		17-DEC-21	R5681013
Tungsten (W)-Dissolved	<0.000002	<W	0.010	mg/L		17-DEC-21	R5681013
Uranium (U)-Dissolved	0.000926	<DL	0.0050	mg/L		17-DEC-21	R5681013
Vanadium (V)-Dissolved	0.00058	<DL	0.0010	mg/L		17-DEC-21	R5681013
Zinc (Zn)-Dissolved	0.0152		0.0030	mg/L		17-DEC-21	R5681013
Zirconium (Zr)-Dissolved	0.000292	<DL	0.0010	mg/L		17-DEC-21	R5681013
Aggregate Organics							
Biochemical Oxygen Demand	<2.0		2.0	mg/L		16-DEC-21	R5681683
Chemical Oxygen Demand	101		10	mg/L	17-DEC-21	21-DEC-21	R5681805
Oil and Grease, Total	<0.2	<W	1.0	mg/L	20-DEC-21	20-DEC-21	R5681311
L2673100-12 SW27_SW_20211207 Sampled By: Client on 14-DEC-21 @ 14:20 Matrix: SW							
Field Tests							
Dissolved Oxygen, Client Supplied	12.66		0	mg/L		17-DEC-21	R5680524
pH, Client Supplied	5.51		0.10	pH		17-DEC-21	R5680524
Temperature, Client Supplied	.02		0	Degree C		17-DEC-21	R5680524
Physical Tests							

* Refer to Referenced Information for Qualifiers (if any) and Methodology.

ALS ENVIRONMENTAL ANALYTICAL REPORT

Sample Details/Parameters	Result	Qualifier*	D.L.	Units	Extracted	Analyzed	Batch
L2673100-12 SW27_SW_20211207 Sampled By: Client on 14-DEC-21 @ 14:20 Matrix: SW							
Physical Tests							
Color, True	149		2.0	CU		16-DEC-21	R5679864
Conductivity (EC)	323		1.0	uS/cm		16-DEC-21	R5680137
Hardness (as CaCO3)	176		0.51	mg/L		20-DEC-21	
pH	7.63		0.10	pH		16-DEC-21	R5680137
Total Suspended Solids	0.5	<DL	3.0	mg/L		17-DEC-21	R5681173
Total Dissolved Solids	224		13	mg/L		17-DEC-21	R5680822
Turbidity	2.04		0.10	NTU		16-DEC-21	R5679767
Anions and Nutrients							
Acidity (as CaCO3)	2.0		2.0	mg/L		20-DEC-21	R5681007
Alkalinity, Total (as CaCO3)	136		2.0	mg/L		16-DEC-21	R5680137
Ammonia, Total (as N)	0.036	<T	0.0050	mg/L		21-DEC-21	R5682065
Ammonia, Un-ionized (as N)	<0.001	<W	0.010	mg/L		22-DEC-21	
Chloride (Cl)	9.83		0.10	mg/L	16-DEC-21	17-DEC-21	R5680970
Fluoride (F)	0.057		0.020	mg/L	16-DEC-21	17-DEC-21	R5680970
Nitrate (as N)	0.038	<T	0.020	mg/L		17-DEC-21	R5680970
Nitrite (as N)	0.002	<DL	0.010	mg/L		17-DEC-21	R5680970
Total Kjeldahl Nitrogen	1.17		0.050	mg/L	17-DEC-21	20-DEC-21	R5681548
Orthophosphate-Dissolved (as P)	<0.0030		0.0030	mg/L	16-DEC-21	17-DEC-21	R5680299
Sulfate (SO4)	20.0		0.30	mg/L		17-DEC-21	R5680970
Cyanides							
Cyanide, Weak Acid Diss	0.0006	<DL	0.0020	mg/L		17-DEC-21	R5681111
Cyanide, Total	0.0008	<DL	0.0020	mg/L		17-DEC-21	R5681111
Cyanide, Free	0.0005	<DL	0.0020	mg/L		17-DEC-21	R5681111
Organic / Inorganic Carbon							
Dissolved Organic Carbon	32.1	DLM	2.5	mg/L	15-DEC-21	20-DEC-21	R5681595
Total Organic Carbon	40.9	DLM	2.5	mg/L		20-DEC-21	R5681144
Total Metals							
Aluminum (Al)-Total	0.110		0.0050	mg/L		17-DEC-21	R5680999
Antimony (Sb)-Total	0.000090	<DL	0.00060	mg/L		17-DEC-21	R5680999
Arsenic (As)-Total	0.00093	<DL	0.0010	mg/L		17-DEC-21	R5680999
Barium (Ba)-Total	0.0197		0.010	mg/L		17-DEC-21	R5680999
Beryllium (Be)-Total	0.0000179	<DL	0.0010	mg/L		17-DEC-21	R5680999
Bismuth (Bi)-Total	<0.00001	<W	0.0010	mg/L		17-DEC-21	R5680999
Boron (B)-Total	0.0125	<DL	0.050	mg/L		17-DEC-21	R5680999
Cadmium (Cd)-Total	0.000005	<DL	0.000017	mg/L		17-DEC-21	R5680999
Calcium (Ca)-Total	44.5		0.20	mg/L		17-DEC-21	R5680999
Cesium (Cs)-Total	0.0000060	<DL	0.000010	mg/L		17-DEC-21	R5680999
Chromium (Cr)-Total	0.00042	<DL	0.0010	mg/L		17-DEC-21	R5680999
Cobalt (Co)-Total	0.000130	<DL	0.00050	mg/L		17-DEC-21	R5680999
Copper (Cu)-Total	0.00146	<T	0.0010	mg/L		17-DEC-21	R5680999
Iron (Fe)-Total	0.338		0.020	mg/L		17-DEC-21	R5680999
Lead (Pb)-Total	0.00003	<DL	0.000050	mg/L		17-DEC-21	R5680999

* Refer to Referenced Information for Qualifiers (if any) and Methodology.

ALS ENVIRONMENTAL ANALYTICAL REPORT

Sample Details/Parameters	Result	Qualifier*	D.L.	Units	Extracted	Analyzed	Batch
L2673100-12 SW27_SW_20211207 Sampled By: Client on 14-DEC-21 @ 14:20 Matrix: SW							
Total Metals							
Lithium (Li)-Total	0.0050	<DL	0.050	mg/L		17-DEC-21	R5680999
Magnesium (Mg)-Total	16.9		0.020	mg/L		17-DEC-21	R5680999
Manganese (Mn)-Total	0.0386		0.0010	mg/L		17-DEC-21	R5680999
Mercury (Hg)-Total	<0.000005	<W	0.000030	mg/L		22-DEC-21	R5682132
Molybdenum (Mo)-Total	0.000510	<DL	0.0010	mg/L		17-DEC-21	R5680999
Nickel (Ni)-Total	0.00130	<DL	0.0020	mg/L		17-DEC-21	R5680999
Phosphorus (P)-Total	0.005	<DL	0.050	mg/L		17-DEC-21	R5680999
Potassium (K)-Total	1.87		0.50	mg/L		17-DEC-21	R5680999
Rubidium (Rb)-Total	0.00122		0.00020	mg/L		17-DEC-21	R5680999
Selenium (Se)-Total	0.000165	<T	0.000050	mg/L		17-DEC-21	R5680999
Silicon (Si)-Total	5.37		0.10	mg/L		17-DEC-21	R5680999
Silver (Ag)-Total	<0.000001	<W	0.00010	mg/L		17-DEC-21	R5680999
Sodium (Na)-Total	6.62		0.10	mg/L		17-DEC-21	R5680999
Strontium (Sr)-Total	0.0935		0.0010	mg/L		17-DEC-21	R5680999
Sulfur (S)-Total	7.0		0.50	mg/L		17-DEC-21	R5680999
Tellurium (Te)-Total	<0.00002	<W	0.0010	mg/L		17-DEC-21	R5680999
Thallium (Tl)-Total	<0.000005	<W	0.00030	mg/L		17-DEC-21	R5680999
Thorium (Th)-Total	0.00004	<DL	0.00010	mg/L		17-DEC-21	R5680999
Tin (Sn)-Total	0.00033	<DL	0.0010	mg/L		17-DEC-21	R5680999
Titanium (Ti)-Total	0.00368		0.0020	mg/L		17-DEC-21	R5680999
Tungsten (W)-Total	<0.00001	<W	0.010	mg/L		17-DEC-21	R5680999
Uranium (U)-Total	0.00130	<DL	0.0050	mg/L		17-DEC-21	R5680999
Vanadium (V)-Total	0.00070	<DL	0.0010	mg/L		17-DEC-21	R5680999
Zinc (Zn)-Total	0.0150		0.0030	mg/L		17-DEC-21	R5680999
Zirconium (Zr)-Total	0.000370	<DL	0.0010	mg/L		17-DEC-21	R5680999
Dissolved Metals							
Dissolved Metals Filtration Location	LAB					16-DEC-21	R5679955
Aluminum (Al)-Dissolved	0.0372		0.0050	mg/L		17-DEC-21	R5681013
Antimony (Sb)-Dissolved	0.000075	<DL	0.00060	mg/L		17-DEC-21	R5681013
Arsenic (As)-Dissolved	0.000917	<DL	0.0010	mg/L		17-DEC-21	R5681013
Barium (Ba)-Dissolved	0.0194		0.010	mg/L		17-DEC-21	R5681013
Beryllium (Be)-Dissolved	0.000014	<DL	0.0010	mg/L		17-DEC-21	R5681013
Bismuth (Bi)-Dissolved	<0.000002	<W	0.0010	mg/L		17-DEC-21	R5681013
Boron (B)-Dissolved	0.0125	<DL	0.050	mg/L		17-DEC-21	R5681013
Cadmium (Cd)-Dissolved	0.0000040	<DL	0.000017	mg/L		17-DEC-21	R5681013
Calcium (Ca)-Dissolved	43.8		0.20	mg/L		17-DEC-21	R5681013
Cesium (Cs)-Dissolved	<0.0000005	<W	0.000010	mg/L		17-DEC-21	R5681013
Chromium (Cr)-Dissolved	0.00018	<DL	0.0010	mg/L		17-DEC-21	R5681013
Cobalt (Co)-Dissolved	0.000098	<DL	0.00050	mg/L		17-DEC-21	R5681013
Copper (Cu)-Dissolved	0.00130	<T	0.0010	mg/L		17-DEC-21	R5681013
Iron (Fe)-Dissolved	0.256		0.020	mg/L		17-DEC-21	R5681013

* Refer to Referenced Information for Qualifiers (if any) and Methodology.

ALS ENVIRONMENTAL ANALYTICAL REPORT

Sample Details/Parameters	Result	Qualifier*	D.L.	Units	Extracted	Analyzed	Batch
L2673100-12 SW27_SW_20211207 Sampled By: Client on 14-DEC-21 @ 14:20 Matrix: SW							
Dissolved Metals							
Lead (Pb)-Dissolved	<0.00001	<W	0.000050	mg/L		17-DEC-21	R5681013
Lithium (Li)-Dissolved	0.0050	<DL	0.050	mg/L		17-DEC-21	R5681013
Magnesium (Mg)-Dissolved	16.1		0.020	mg/L		17-DEC-21	R5681013
Manganese (Mn)-Dissolved	0.0353		0.0010	mg/L		17-DEC-21	R5681013
Mercury (Hg)-Dissolved	<0.000005	<W	0.000030	mg/L		22-DEC-21	R5682130
Molybdenum (Mo)-Dissolved	0.000494	<DL	0.0010	mg/L		17-DEC-21	R5681013
Nickel (Ni)-Dissolved	0.00120	<DL	0.0020	mg/L		17-DEC-21	R5681013
Phosphorus (P)-Dissolved	<0.005	<W	0.050	mg/L		17-DEC-21	R5681013
Potassium (K)-Dissolved	1.85		0.50	mg/L		17-DEC-21	R5681013
Rubidium (Rb)-Dissolved	0.00108		0.00020	mg/L		17-DEC-21	R5681013
Selenium (Se)-Dissolved	0.000150	<T	0.000050	mg/L		17-DEC-21	R5681013
Silicon (Si)-Dissolved	5.33		0.050	mg/L		17-DEC-21	R5681013
Silver (Ag)-Dissolved	<0.0000005	<W	0.00010	mg/L		17-DEC-21	R5681013
Sodium (Na)-Dissolved	6.50		0.10	mg/L		17-DEC-21	R5681013
Strontium (Sr)-Dissolved	0.0900		0.0010	mg/L		17-DEC-21	R5681013
Sulfur (S)-Dissolved	7.2		0.50	mg/L		17-DEC-21	R5681013
Tellurium (Te)-Dissolved	<0.00001	<W	0.0010	mg/L		17-DEC-21	R5681013
Thallium (Tl)-Dissolved	<0.000002	<W	0.00030	mg/L		17-DEC-21	R5681013
Thorium (Th)-Dissolved	0.00003	<DL	0.00010	mg/L		17-DEC-21	R5681013
Tin (Sn)-Dissolved	0.000035	<DL	0.0010	mg/L		17-DEC-21	R5681013
Titanium (Ti)-Dissolved	0.00190	<DL	0.0020	mg/L		17-DEC-21	R5681013
Tungsten (W)-Dissolved	<0.000002	<W	0.010	mg/L		17-DEC-21	R5681013
Uranium (U)-Dissolved	0.00126	<DL	0.0050	mg/L		17-DEC-21	R5681013
Vanadium (V)-Dissolved	0.00060	<DL	0.0010	mg/L		17-DEC-21	R5681013
Zinc (Zn)-Dissolved	0.0112		0.0030	mg/L		17-DEC-21	R5681013
Zirconium (Zr)-Dissolved	0.000316	<DL	0.0010	mg/L		17-DEC-21	R5681013
Aggregate Organics							
Biochemical Oxygen Demand	<2.0		2.0	mg/L		16-DEC-21	R5681683
Chemical Oxygen Demand	103		10	mg/L	17-DEC-21	21-DEC-21	R5681805
Oil and Grease, Total	<0.2	<W	1.0	mg/L	20-DEC-21	20-DEC-21	R5681311
L2673100-13 SW28A_SW_20211207 Sampled By: Client on 14-DEC-21 @ 10:00 Matrix: SW							
Field Tests							
Dissolved Oxygen, Client Supplied	22.61		0	mg/L		17-DEC-21	R5680524
pH, Client Supplied	5.87		0.10	pH		17-DEC-21	R5680524
Temperature, Client Supplied	.29		0	Degree C		17-DEC-21	R5680524
Physical Tests							
Color, True	199		2.0	CU		16-DEC-21	R5679864
Conductivity (EC)	235		1.0	uS/cm		16-DEC-21	R5680137
Hardness (as CaCO3)	139		0.51	mg/L		20-DEC-21	
pH	7.75		0.10	pH		16-DEC-21	R5680137

* Refer to Referenced Information for Qualifiers (if any) and Methodology.

ALS ENVIRONMENTAL ANALYTICAL REPORT

Sample Details/Parameters	Result	Qualifier*	D.L.	Units	Extracted	Analyzed	Batch
L2673100-13 SW28A_SW_20211207 Sampled By: Client on 14-DEC-21 @ 10:00 Matrix: SW							
Physical Tests							
Total Suspended Solids	13.0		3.0	mg/L		17-DEC-21	R5681173
Total Dissolved Solids	198		13	mg/L		17-DEC-21	R5680822
Turbidity	3.85		0.10	NTU		16-DEC-21	R5679767
Anions and Nutrients							
Acidity (as CaCO3)	1.4	<DL	2.0	mg/L		20-DEC-21	R5681007
Alkalinity, Total (as CaCO3)	113		2.0	mg/L		16-DEC-21	R5680137
Ammonia, Total (as N)	0.050	<T	0.0050	mg/L		21-DEC-21	R5682065
Ammonia, Un-ionized (as N)	<0.001	<W	0.010	mg/L		22-DEC-21	
Chloride (Cl)	3.89		0.10	mg/L	16-DEC-21	17-DEC-21	R5680970
Fluoride (F)	0.052		0.020	mg/L	16-DEC-21	17-DEC-21	R5680970
Nitrate (as N)	0.040	<T	0.020	mg/L		17-DEC-21	R5680970
Nitrite (as N)	0.002	<DL	0.010	mg/L		17-DEC-21	R5680970
Total Kjeldahl Nitrogen	1.76		0.050	mg/L	17-DEC-21	20-DEC-21	R5681548
Orthophosphate-Dissolved (as P)	<0.0030		0.0030	mg/L	16-DEC-21	17-DEC-21	R5680299
Sulfate (SO4)	4.90	<T	0.30	mg/L		17-DEC-21	R5680970
Cyanides							
Cyanide, Weak Acid Diss	0.0005	<DL	0.0020	mg/L		17-DEC-21	R5681111
Cyanide, Total	0.0010	<DL	0.0020	mg/L		17-DEC-21	R5681111
Cyanide, Free	0.0007	<DL	0.0020	mg/L		17-DEC-21	R5681111
Organic / Inorganic Carbon							
Dissolved Organic Carbon	47.5	DLM	2.5	mg/L	16-DEC-21	20-DEC-21	R5681140
Total Organic Carbon	47.0	DLM	2.5	mg/L		20-DEC-21	R5681144
Total Metals							
Aluminum (Al)-Total	0.246		0.0050	mg/L		17-DEC-21	R5680999
Antimony (Sb)-Total	0.000060	<DL	0.00060	mg/L		17-DEC-21	R5680999
Arsenic (As)-Total	0.00111	<T	0.0010	mg/L		17-DEC-21	R5680999
Barium (Ba)-Total	0.0187		0.010	mg/L		17-DEC-21	R5680999
Beryllium (Be)-Total	0.0000189	<DL	0.0010	mg/L		17-DEC-21	R5680999
Bismuth (Bi)-Total	<0.00001	<W	0.0010	mg/L		17-DEC-21	R5680999
Boron (B)-Total	0.0120	<DL	0.050	mg/L		17-DEC-21	R5680999
Cadmium (Cd)-Total	0.000007	<DL	0.000017	mg/L		17-DEC-21	R5680999
Calcium (Ca)-Total	34.6		0.20	mg/L		17-DEC-21	R5680999
Cesium (Cs)-Total	0.0000245		0.000010	mg/L		17-DEC-21	R5680999
Chromium (Cr)-Total	0.00070	<DL	0.0010	mg/L		17-DEC-21	R5680999
Cobalt (Co)-Total	0.000260	<DL	0.00050	mg/L		17-DEC-21	R5680999
Copper (Cu)-Total	0.00118	<T	0.0010	mg/L		17-DEC-21	R5680999
Iron (Fe)-Total	0.704		0.020	mg/L		17-DEC-21	R5680999
Lead (Pb)-Total	0.00019	<T	0.000050	mg/L		17-DEC-21	R5680999
Lithium (Li)-Total	0.0046	<DL	0.050	mg/L		17-DEC-21	R5680999
Magnesium (Mg)-Total	15.1		0.020	mg/L		17-DEC-21	R5680999
Manganese (Mn)-Total	0.0276		0.0010	mg/L		17-DEC-21	R5680999
Mercury (Hg)-Total	<0.000005	<W	0.000030	mg/L		22-DEC-21	R5682132

* Refer to Referenced Information for Qualifiers (if any) and Methodology.

ALS ENVIRONMENTAL ANALYTICAL REPORT

Sample Details/Parameters	Result	Qualifier*	D.L.	Units	Extracted	Analyzed	Batch
L2673100-13 SW28A_SW_20211207 Sampled By: Client on 14-DEC-21 @ 10:00 Matrix: SW							
Total Metals							
Molybdenum (Mo)-Total	0.000470	<DL	0.0010	mg/L		17-DEC-21	R5680999
Nickel (Ni)-Total	0.00148	<DL	0.0020	mg/L		17-DEC-21	R5680999
Phosphorus (P)-Total	<0.005	<W	0.050	mg/L		17-DEC-21	R5680999
Potassium (K)-Total	1.23		0.50	mg/L		17-DEC-21	R5680999
Rubidium (Rb)-Total	0.00246		0.00020	mg/L		17-DEC-21	R5680999
Selenium (Se)-Total	0.000190	<T	0.000050	mg/L		17-DEC-21	R5680999
Silicon (Si)-Total	5.03		0.10	mg/L		17-DEC-21	R5680999
Silver (Ag)-Total	<0.000001	<W	0.00010	mg/L		17-DEC-21	R5680999
Sodium (Na)-Total	2.22		0.10	mg/L		17-DEC-21	R5680999
Strontium (Sr)-Total	0.0767		0.0010	mg/L		17-DEC-21	R5680999
Sulfur (S)-Total	2.0		0.50	mg/L		17-DEC-21	R5680999
Tellurium (Te)-Total	0.00002	<DL	0.0010	mg/L		17-DEC-21	R5680999
Thallium (Tl)-Total	<0.000005	<W	0.00030	mg/L		17-DEC-21	R5680999
Thorium (Th)-Total	0.00005	<DL	0.00010	mg/L		17-DEC-21	R5680999
Tin (Sn)-Total	<0.00001	<W	0.0010	mg/L		17-DEC-21	R5680999
Titanium (Ti)-Total	0.00692		0.0020	mg/L		17-DEC-21	R5680999
Tungsten (W)-Total	<0.00001	<W	0.010	mg/L		17-DEC-21	R5680999
Uranium (U)-Total	0.000673	<DL	0.0050	mg/L		17-DEC-21	R5680999
Vanadium (V)-Total	0.00105	<T	0.0010	mg/L		17-DEC-21	R5680999
Zinc (Zn)-Total	0.0045	<T	0.0030	mg/L		17-DEC-21	R5680999
Zirconium (Zr)-Total	0.000418	<DL	0.0010	mg/L		17-DEC-21	R5680999
Dissolved Metals							
Dissolved Metals Filtration Location	LAB					16-DEC-21	R5679955
Aluminum (Al)-Dissolved	0.0406		0.0050	mg/L		17-DEC-21	R5681013
Antimony (Sb)-Dissolved	0.000050	<DL	0.00060	mg/L		17-DEC-21	R5681013
Arsenic (As)-Dissolved	0.00102	<T	0.0010	mg/L		17-DEC-21	R5681013
Barium (Ba)-Dissolved	0.0173		0.010	mg/L		17-DEC-21	R5681013
Beryllium (Be)-Dissolved	0.000014	<DL	0.0010	mg/L		17-DEC-21	R5681013
Bismuth (Bi)-Dissolved	<0.000002	<W	0.0010	mg/L		17-DEC-21	R5681013
Boron (B)-Dissolved	0.0115	<DL	0.050	mg/L		17-DEC-21	R5681013
Cadmium (Cd)-Dissolved	0.0000020	<DL	0.000017	mg/L		17-DEC-21	R5681013
Calcium (Ca)-Dissolved	32.4		0.20	mg/L		17-DEC-21	R5681013
Cesium (Cs)-Dissolved	<0.0000005	<W	0.000010	mg/L		17-DEC-21	R5681013
Chromium (Cr)-Dissolved	0.00022	<DL	0.0010	mg/L		17-DEC-21	R5681013
Cobalt (Co)-Dissolved	0.000114	<DL	0.00050	mg/L		17-DEC-21	R5681013
Copper (Cu)-Dissolved	0.00094	<DL	0.0010	mg/L		17-DEC-21	R5681013
Iron (Fe)-Dissolved	0.406		0.020	mg/L		17-DEC-21	R5681013
Lead (Pb)-Dissolved	<0.00001	<W	0.000050	mg/L		17-DEC-21	R5681013
Lithium (Li)-Dissolved	0.0048	<DL	0.050	mg/L		17-DEC-21	R5681013
Magnesium (Mg)-Dissolved	14.2		0.020	mg/L		17-DEC-21	R5681013
Manganese (Mn)-Dissolved	0.0109		0.0010	mg/L		17-DEC-21	R5681013

* Refer to Referenced Information for Qualifiers (if any) and Methodology.

ALS ENVIRONMENTAL ANALYTICAL REPORT

Sample Details/Parameters	Result	Qualifier*	D.L.	Units	Extracted	Analyzed	Batch
L2673100-13 SW28A_SW_20211207 Sampled By: Client on 14-DEC-21 @ 10:00 Matrix: SW							
Dissolved Metals							
Mercury (Hg)-Dissolved	<0.000005	<W	0.000030	mg/L		22-DEC-21	R5682130
Molybdenum (Mo)-Dissolved	0.000442	<DL	0.0010	mg/L		17-DEC-21	R5681013
Nickel (Ni)-Dissolved	0.00112	<DL	0.0020	mg/L		17-DEC-21	R5681013
Phosphorus (P)-Dissolved	<0.005	<W	0.050	mg/L		17-DEC-21	R5681013
Potassium (K)-Dissolved	1.16		0.50	mg/L		17-DEC-21	R5681013
Rubidium (Rb)-Dissolved	0.00173		0.00020	mg/L		17-DEC-21	R5681013
Selenium (Se)-Dissolved	0.000160	<T	0.000050	mg/L		17-DEC-21	R5681013
Silicon (Si)-Dissolved	4.72		0.050	mg/L		17-DEC-21	R5681013
Silver (Ag)-Dissolved	<0.0000005	<W	0.00010	mg/L		17-DEC-21	R5681013
Sodium (Na)-Dissolved	2.12		0.10	mg/L		17-DEC-21	R5681013
Strontium (Sr)-Dissolved	0.0726		0.0010	mg/L		17-DEC-21	R5681013
Sulfur (S)-Dissolved	2.2		0.50	mg/L		17-DEC-21	R5681013
Tellurium (Te)-Dissolved	<0.00001	<W	0.0010	mg/L		17-DEC-21	R5681013
Thallium (Tl)-Dissolved	<0.000002	<W	0.00030	mg/L		17-DEC-21	R5681013
Thorium (Th)-Dissolved	0.00004	<DL	0.00010	mg/L		17-DEC-21	R5681013
Tin (Sn)-Dissolved	0.000020	<DL	0.0010	mg/L		17-DEC-21	R5681013
Titanium (Ti)-Dissolved	0.00154	<DL	0.0020	mg/L		17-DEC-21	R5681013
Tungsten (W)-Dissolved	<0.000002	<W	0.010	mg/L		17-DEC-21	R5681013
Uranium (U)-Dissolved	0.000634	<DL	0.0050	mg/L		17-DEC-21	R5681013
Vanadium (V)-Dissolved	0.00054	<DL	0.0010	mg/L		17-DEC-21	R5681013
Zinc (Zn)-Dissolved	0.0012	<DL	0.0030	mg/L		17-DEC-21	R5681013
Zirconium (Zr)-Dissolved	0.000282	<DL	0.0010	mg/L		17-DEC-21	R5681013
Aggregate Organics							
Biochemical Oxygen Demand	<2.0		2.0	mg/L		16-DEC-21	R5681683
Chemical Oxygen Demand	121		10	mg/L	17-DEC-21	21-DEC-21	R5681805
Oil and Grease, Total	<0.2	<W	1.0	mg/L	20-DEC-21	20-DEC-21	R5681311

* Refer to Referenced Information for Qualifiers (if any) and Methodology.

Reference Information

QC Samples with Qualifiers & Comments:

QC Type Description	Parameter	Qualifier	Applies to Sample Number(s)
Matrix Spike	Chemical Oxygen Demand	MS-B	L2673100-1, -10, -11, -12, -13, -2, -3, -4, -5, -6, -7, -8, -9
Matrix Spike	Calcium (Ca)-Dissolved	MS-B	L2673100-1, -10, -11, -12, -13, -2, -3, -4, -5, -6, -7, -8, -9
Matrix Spike	Calcium (Ca)-Dissolved	MS-B	L2673100-1, -10, -11, -12, -13, -2, -3, -4, -5, -6, -7, -8, -9
Matrix Spike	Magnesium (Mg)-Dissolved	MS-B	L2673100-1, -10, -11, -12, -13, -2, -3, -4, -5, -6, -7, -8, -9
Matrix Spike	Magnesium (Mg)-Dissolved	MS-B	L2673100-1, -10, -11, -12, -13, -2, -3, -4, -5, -6, -7, -8, -9
Matrix Spike	Sodium (Na)-Dissolved	MS-B	L2673100-1, -10, -11, -12, -13, -2, -3, -4, -5, -6, -7, -8, -9
Matrix Spike	Sodium (Na)-Dissolved	MS-B	L2673100-1, -10, -11, -12, -13, -2, -3, -4, -5, -6, -7, -8, -9
Matrix Spike	Strontium (Sr)-Dissolved	MS-B	L2673100-1, -10, -11, -12, -13, -2, -3, -4, -5, -6, -7, -8, -9
Matrix Spike	Strontium (Sr)-Dissolved	MS-B	L2673100-1, -10, -11, -12, -13, -2, -3, -4, -5, -6, -7, -8, -9
Matrix Spike	Aluminum (Al)-Total	MS-B	L2673100-1, -10, -11, -12, -13, -2, -3, -4, -5, -6, -7, -8, -9
Matrix Spike	Calcium (Ca)-Total	MS-B	L2673100-1, -10, -11, -12, -13, -2, -3, -4, -5, -6, -7, -8, -9
Matrix Spike	Magnesium (Mg)-Total	MS-B	L2673100-1, -10, -11, -12, -13, -2, -3, -4, -5, -6, -7, -8, -9
Matrix Spike	Manganese (Mn)-Total	MS-B	L2673100-1, -10, -11, -12, -13, -2, -3, -4, -5, -6, -7, -8, -9
Matrix Spike	Sodium (Na)-Total	MS-B	L2673100-1, -10, -11, -12, -13, -2, -3, -4, -5, -6, -7, -8, -9
Matrix Spike	Strontium (Sr)-Total	MS-B	L2673100-1, -10, -11, -12, -13, -2, -3, -4, -5, -6, -7, -8, -9
Matrix Spike	Orthophosphate-Dissolved (as P)	MS-B	L2673100-1, -10, -11, -12, -13, -2, -3, -4, -5, -6, -7, -8, -9

Sample Parameter Qualifier key listed:

Qualifier	Description
<DL	Recorded value = measured amount <LMDL (non-zero)
<T	A Measurable Trace Amount: Interpret With Caution
<W	No Measurable Response (Zero): < Reported Value
DLM	Detection Limit Adjusted due to sample matrix effects (e.g. chemical interference, colour, turbidity).
MS-B	Matrix Spike recovery could not be accurately calculated due to high analyte background in sample.

Test Method References:

ALS Test Code	Matrix	Test Description	Method Reference**
ACY-MISA-TB	Effluent	Acidity (as CaCO3)	APHA 2310 B-POTENTIOMETRIC TITRATION

Aqueous matrices are analyzed by potentiometry. Acidity reported includes acidity caused by hydrolyzable metals present in the sample.

ALK-MISA-TB	Effluent	Alkalinity, Total (as CaCO3)	APHA 2320 B-Auto-Pot. Titration

This analysis is carried out using procedures adapted from APHA Method 2320 "Alkalinity". Total alkalinity is determined by potentiometric titration to a pH 4.5 endpoint. Bicarbonate, carbonate and hydroxide alkalinity are calculated from phenolphthalein alkalinity and total alkalinity values.

BOD-TB	Water	Biochemical Oxygen Demand (BOD)	APHA 5210 B- BIOCHEMICAL OXYGEN DEMAND

All forms of biochemical oxygen demand (BOD) are determined by diluting and incubating a sample for a specified time period, and measuring the oxygen depletion using a dissolved oxygen meter. Dissolved BOD (SOLUBLE) is determined by filtering the sample through a glass fibre filter prior to dilution. Carbonaceous BOD (CBOD) is determined by adding a nitrification inhibitor to the diluted sample prior to incubation.

CL-L-IC-N-TB	Water	Chloride in Water by IC (Low Level)	EPA 300.1 (mod)

Inorganic anions are analyzed by Ion Chromatography with conductivity and/or UV detection.

CN-FREE-MISA-CFA-WT	Effluent	Free Cyanide by Continuous Flow Analyzer	ASTM D7237-10 (modified)

This analysis is carried out using procedures adapted from ASTM Method 7237 "Free Cyanide with Flow Injection Analysis (FIA) Utilizing Gas Diffusion Separation and Amperometric Detection". Free cyanide is determined by in-line gas diffusion at pH 6 with final determination by colourimetric analysis.

CN-T-MISA-CFA-WT	Effluent	Total Cyanide by CFA	ISO 14403-2:2012 (modified)

This analysis is carried out using procedures adapted from ISO Method 14403:2002 "Determination of Total Cyanide using Flow Analysis (FIA and CFA)". Total or strong acid dissociable (SAD) cyanide is determined by in-line UV digestion along with sample distillation and final determination by colourimetric analysis.
Method Limitation: This method is susceptible to interference from thiocyanate (SCN). If SCN is present in the sample, there could be a positive interference with this method, but it would be less than 1% and could be as low as zero.

CN-WAD-MISA-CFA-WT	Effluent	Weak Acid Dissociable Cyanide by CFA	APHA 4500-CN CYANIDE (modified)

This analysis is carried out using procedures adapted from APHA Method 4500-CN I. "Weak Acid Dissociable Cyanide". Weak Acid Dissociable (WAD) cyanide is determined by in-line sample distillation with final determination by colourimetric analysis.

COD-TB	Water	Chemical Oxygen Demand	APHA 5220D

This analysis is carried out using procedures adapted from APHA Method 5220 "Chemical Oxygen Demand (COD)". Chemical oxygen demand is

Reference Information

determined using the closed reflux colourimetric method.

COLOUR-TB	Water	Colour, True	APHA 2120 C

True Colour in aqueous matrices is analyzed using colourimetric detection. This is determined by filtering a sample through a 0.45 micron membrane filter followed by analysis of the filtrate using a platinum-cobalt standard.

DO-CLIENT-TB	Water	Dissolved Oxygen, Client Supplied	Result supplied by Client
DOC-WT	Effluent	Dissolved Organic Carbon for MISA	APHA 5310 B-Instrumental
EC-MISA-TB	Effluent	Conductivity (EC)	APHA 2510 B-ELECTRODE

This analysis is carried out using procedures adapted from APHA Method 2510 "Conductivity". Conductivity is determined using a conductivity electrode.

F-IC-N-TB	Water	Fluoride in Water by IC	EPA 300.1 (mod)

Inorganic anions are analyzed by Ion Chromatography with conductivity and/or UV detection.

HARDNESS-CALC-TB	Effluent	Hardness (as CaCO3)	CALCULATION
HG-DIS-WT	Effluent	Mercury (Hg)-Dissolved for MISA	SW846 7470A
HG-TOT-WT	Effluent	Mercury (Hg)-Total for MISA	SW846 7470A
MET-D-MISA-TB	Effluent	Dissolved Metals in Water (MISA)	APHA 3030B/6020B (mod)

Water samples are filtered (0.45 um), preserved with nitric acid, and analyzed by CRC ICPMS.

Method Limitation (re: Sulfur): Sulfide and volatile sulfur species may not be recovered by this method.

MET-T-MISA-TB	Effluent	Total Metals in Water (MISA)	EPA 200.2/6020B (mod)

Water samples are digested with nitric and hydrochloric acids, and analyzed by CRC ICPMS.

Method Limitation (re: Sulfur): Sulfide and volatile sulfur species may not be recovered by this method.

NH3-MISA-F-TB	Effluent	Ammonia by Discrete Analyzer	catnr 157/158 062217/99321057 (modified)

Ammonia is determined by Flow-injection analysis with fluorescence detection

NH3-UNION-CALC-TB	Effluent	Un-ionized ammonia	Calculation
NO2-MISA-IC-TB	Effluent	Nitrite in Water by IC	EPA 300.1 (mod)

Anions in aqueous matrices are analyzed using ion chromatography with conductivity and/or UV absorbance detectors.

NO3-MISA-IC-TB	Effluent	Nitrate in Water by IC	EPA 300.1 (mod)

Anions in aqueous matrices are analyzed using ion chromatography with conductivity and/or UV absorbance detectors.

OGG-TOT-WT	Effluent	Oil and Grease, Total for MISA	APHA 5520 B-Hexane Gravimetric
PH-CLIENT-TB	Water	pH	Result supplied by Client
PH-MISA-TB	Effluent	pH	APHA 4500-H-ELECTRODE

This analysis is carried out using procedures adapted from APHA Method 4500-H "pH Value". The pH is determined in the laboratory using a pH electrode

PO4-DO-COL-TB	Water	Dissolved Orthophosphate	APHA 4500-P B, F, G (modified)

Phosphorus in aqueous matrices is analyzed using discrete Analyzer with colourimetric detection.

RA226-MMER-FC	Water	Ra226 by Alpha Scint, MDC=0.01 Bq/L	EPA 903.1

Reference Information

SO4-MISA-IC-TB	Effluent	Sulfate in Water by IC	EPA 300.1 (mod)

Anions in aqueous matrices are analyzed using ion chromatography with conductivity and/or UV absorbance detectors.

TDS-MISA-TB	Effluent	Total Dissolved Solids	APHA 2540 C (modified)

Aqueous matrices are analyzed using gravimetry and evaporation

TEMP-CLIENT-TB	Water	Temperature	Result supplied by Client

TKN-F-TB	Water	TKN in Water by Fluorescence	catnr 157/158, 062818/99334821

Total Kjeldahl Nitrogen is determined using block digestion followed by Flow-injection analysis with fluorescence detection

TOC-WT	Water	Total Organic Carbon	APHA 5310B

Sample is injected into a heated reaction chamber which is packed with an oxidative catalyst. The water is vaporized and the organic cabon is oxidized to carbon dioxide. The carbon dioxide is transported in a carrier gas and is measured by a non-dispersive infrared detector.

TSS-MISA-TB	Effluent	Total Suspended Solids	APHA 2540 D (modified)

Aqueous matrices are analyzed using gravimetry

TURBIDITY-TB	Water	Turbidity	APHA 2130 B-Nephelometer

Aqueous matrices are analyzed using nephelometry with the light scatter measured at a 90” angle.

** ALS test methods may incorporate modifications from specified reference methods to improve performance.

The last two letters of the above test code(s) indicate the laboratory that performed analytical analysis for that test. Refer to the list below:

Laboratory Definition Code	Laboratory Location
TB	ALS ENVIRONMENTAL - THUNDER BAY, ONTARIO, CANADA
WT	ALS ENVIRONMENTAL - WATERLOO, ONTARIO, CANADA
FC	ALS ENVIRONMENTAL - FORT COLLINS, COLORADO, USA

Chain of Custody Numbers:

GLOSSARY OF REPORT TERMS

Surrogates are compounds that are similar in behaviour to target analyte(s), but that do not normally occur in environmental samples. For applicable tests, surrogates are added to samples prior to analysis as a check on recovery. In reports that display the D.L. column, laboratory objectives for surrogates are listed there.
mg/kg - milligrams per kilogram based on dry weight of sample
mg/kg wwt - milligrams per kilogram based on wet weight of sample
mg/kg lwt - milligrams per kilogram based on lipid weight of sample
mg/L - unit of concentration based on volume, parts per million.
< - Less than.
D.L. - The reporting limit.
N/A - Result not available. Refer to qualifier code and definition for explanation.

Test results reported relate only to the samples as received by the laboratory.
UNLESS OTHERWISE STATED, ALL SAMPLES WERE RECEIVED IN ACCEPTABLE CONDITION.
Analytical results in unsigned test reports with the DRAFT watermark are subject to change, pending final QC review.

Quality Control Report

Workorder: L2673100 Report Date: 02-FEB-22

Client: New Gold Inc. Rainy River Project
24 Marr Rd
Barwick ON P0W 1A0
Contact: Garnet Cornell

Test	Matrix	Reference	Result	Qualifier	Units	RPD	Limit	Analyzed
BOD-TB	**Water**							
Batch R5681683								
WG3675717-2 LCS								
Biochemical Oxygen Demand			85.5		%		85-115	16-DEC-21
WG3675717-6 LCS								
Biochemical Oxygen Demand			88.7		%		85-115	16-DEC-21
WG3675717-1 MB								
Biochemical Oxygen Demand			<2.0		mg/L		2	16-DEC-21
WG3675717-5 MB								
Biochemical Oxygen Demand			<2.0		mg/L		2	16-DEC-21
CL-L-IC-N-TB	**Water**							
Batch R5680970								
WG3675825-3 DUP		**L2672733-1**						
Chloride (Cl)		0.87	0.88		mg/L	0.8	20	17-DEC-21
WG3675829-3 DUP		**L2673100-6**						
Chloride (Cl)		6.04	6.08		mg/L	0.7	20	17-DEC-21
WG3675825-2 LCS								
Chloride (Cl)			101.1		%		90-110	17-DEC-21
WG3675829-2 LCS								
Chloride (Cl)			102.6		%		90-110	17-DEC-21
WG3675825-1 MB								
Chloride (Cl)			<0.10		mg/L		0.1	17-DEC-21
WG3675829-1 MB								
Chloride (Cl)			<0.10		mg/L		0.1	17-DEC-21
WG3675825-4 MS		**L2672733-2**						
Chloride (Cl)			99.0		%		75-125	17-DEC-21
WG3675829-4 MS		**L2673100-7**						
Chloride (Cl)			100.2		%		75-125	17-DEC-21
COD-TB	**Water**							
Batch R5681805								
WG3676640-3 DUP		**L2673100-1**						
Chemical Oxygen Demand		<10	<10	RPD-NA	mg/L	N/A	20	21-DEC-21
WG3676640-2 LCS								
Chemical Oxygen Demand			111.6		%		85-115	21-DEC-21
WG3676640-1 MB								
Chemical Oxygen Demand			<10		mg/L		10	21-DEC-21
WG3676640-4 MS		**L2673100-2**						
Chemical Oxygen Demand			N/A	MS-B	%		-	21-DEC-21
COLOUR-TB	**Water**							

Quality Control Report

Client: New Gold Inc. Rainy River Project
24 Marr Rd
Barwick ON P0W 1A0
Contact: Garnet Cornell

Test	Matrix	Reference	Result	Qualifier	Units	RPD	Limit	Analyzed
COLOUR-TB	**Water**							
Batch R5679864								
WG3675817-2 LCS								
Color, True			99.3		%		85-115	16-DEC-21
WG3675817-1 MB								
Color, True			<2.0		CU		2	16-DEC-21
F-IC-N-TB	**Water**							
Batch R5680970								
WG3675829-3 DUP		**L2673100-6**						
Fluoride (F)		0.042	0.040		mg/L	6.1	20	17-DEC-21
WG3675825-2 LCS								
Fluoride (F)			97.3		%		90-110	17-DEC-21
WG3675829-2 LCS								
Fluoride (F)			100.0		%		90-110	17-DEC-21
WG3675825-1 MB								
Fluoride (F)			<0.020		mg/L		0.02	17-DEC-21
WG3675829-1 MB								
Fluoride (F)			<0.020		mg/L		0.02	17-DEC-21
WG3675829-4 MS		**L2673100-7**						
Fluoride (F)			90.4		%		75-125	17-DEC-21
PO4-DO-COL-TB	**Water**							
Batch R5680299								
WG3675822-3 DUP		**L2672806-1**						
Orthophosphate-Dissolved (as P)		0.123	0.124		mg/L	1.1	20	17-DEC-21
WG3675822-2 LCS								
Orthophosphate-Dissolved (as P)			95.3		%		80-120	17-DEC-21
WG3675822-1 MB								
Orthophosphate-Dissolved (as P)			<0.0030		mg/L		0.003	17-DEC-21
WG3675822-4 MS		**L2672806-2**						
Orthophosphate-Dissolved (as P)			N/A	MS-B	%		-	17-DEC-21
TKN-F-TB	**Water**							
Batch R5681548								
WG3676629-2 LCS								
Total Kjeldahl Nitrogen			96.9		%		75-125	20-DEC-21
WG3676629-1 MB								
Total Kjeldahl Nitrogen			<0.050		mg/L		0.05	20-DEC-21
WG3676629-4 MS		**L2673100-1**						
Total Kjeldahl Nitrogen			111.5		%		70-130	20-DEC-21
TOC-WT	**Water**							

Quality Control Report

Client: New Gold Inc. Rainy River Project
24 Marr Rd
Barwick ON P0W 1A0
Contact: Garnet Cornell

Test	Matrix	Reference	Result	Qualifier	Units	RPD	Limit	Analyzed
TOC-WT	**Water**							
Batch R5681144								
WG3676822-3 DUP		**L2673079-1**						
Total Organic Carbon		5.74	6.11		mg/L	6.3	20	20-DEC-21
WG3676822-2 LCS								
Total Organic Carbon			105.9		%		80-120	20-DEC-21
WG3676822-1 MB								
Total Organic Carbon			<0.50		mg/L		0.5	20-DEC-21
WG3676822-4 MS		**L2673079-1**						
Total Organic Carbon			115.1		%		70-130	20-DEC-21
TURBIDITY-TB	**Water**							
Batch R5679767								
WG3675872-3 DUP		**L2673100-1**						
Turbidity		0.13	0.12		NTU	14	15	16-DEC-21
WG3675872-2 LCS								
Turbidity			99.5		%		85-115	16-DEC-21
WG3675872-1 MB								
Turbidity			<0.10		NTU		0.1	16-DEC-21
ACY-MISA-TB	**Effluent**							
Batch R5681007								
WG3675809-3 DUP		**L2673100-1**						
Acidity (as CaCO3)		<0.2	<0.2	RPD-NA	mg/L	N/A	20	20-DEC-21
WG3675809-2 LCS								
Acidity (as CaCO3)			96.8		%		85-115	20-DEC-21
WG3675809-1 MB								
Acidity (as CaCO3)			2.2		mg/L		3	20-DEC-21
ALK-MISA-TB	**Effluent**							
Batch R5680137								
WG3675807-3 DUP		**L2673100-4**						
Alkalinity, Total (as CaCO3)		119	120		mg/L	0.4	20	16-DEC-21
Alkalinity, Phenolphthalein		<0.2	<0.2	RPD-NA	mg/L	N/A	25	16-DEC-21
WG3675803-2 LCS								
Alkalinity, Total (as CaCO3)			100.9		%		85-115	16-DEC-21
WG3675807-2 LCS								
Alkalinity, Total (as CaCO3)			99.7		%		85-115	16-DEC-21
WG3675803-1 MB								
Alkalinity, Total (as CaCO3)			0.8		mg/L		2	16-DEC-21
Alkalinity, Phenolphthalein			<0.2		mg/L		2	16-DEC-21
WG3675807-1 MB								

Quality Control Report

Client: New Gold Inc. Rainy River Project
24 Marr Rd
Barwick ON P0W 1A0
Contact: Garnet Cornell

Test	Matrix	Reference	Result	Qualifier	Units	RPD	Limit	Analyzed
ALK-MISA-TB	**Effluent**							
Batch R5680137								
WG3675807-1 MB								
Alkalinity, Total (as CaCO3)			<0.2		mg/L		2	16-DEC-21
Alkalinity, Phenolphthalein			<0.2		mg/L		2	16-DEC-21
CN-FREE-MISA-CFA-WT	**Effluent**							
Batch R5681111								
WG3676645-3 DUP		**L2673100-4**						
Cyanide, Free		0.0003	0.0002	RPD-NA	mg/L	N/A	20	17-DEC-21
WG3676645-2 LCS								
Cyanide, Free			92.1		%		80-120	17-DEC-21
WG3676645-1 MB								
Cyanide, Free			0.0003		mg/L		0.002	17-DEC-21
WG3676645-4 MS		**L2673100-4**						
Cyanide, Free			99.1		%		75-125	17-DEC-21
CN-T-MISA-CFA-WT	**Effluent**							
Batch R5681111								
WG3676645-3 DUP		**L2673100-4**						
Cyanide, Total		0.0010	0.0008	RPD-NA	mg/L	N/A	20	17-DEC-21
WG3676645-2 LCS								
Cyanide, Total			100.4		%		80-120	17-DEC-21
WG3676645-1 MB								
Cyanide, Total			<0.0002		mg/L		0.002	17-DEC-21
WG3676645-4 MS		**L2673100-4**						
Cyanide, Total			94.3		%		75-125	17-DEC-21
CN-WAD-MISA-CFA-WT	**Effluent**							
Batch R5681111								
WG3676645-3 DUP		**L2673100-4**						
Cyanide, Weak Acid Diss		0.0006	0.0003	RPD-NA	mg/L	N/A	20	17-DEC-21
WG3676645-2 LCS								
Cyanide, Weak Acid Diss			100.3		%		80-120	17-DEC-21
WG3676645-1 MB								
Cyanide, Weak Acid Diss			<0.0001		mg/L		0.002	17-DEC-21
WG3676645-4 MS		**L2673100-4**						
Cyanide, Weak Acid Diss			102.2		%		75-125	17-DEC-21
DOC-WT	**Effluent**							

Quality Control Report

Client: New Gold Inc. Rainy River Project
24 Marr Rd
Barwick ON P0W 1A0
Contact: Garnet Cornell

Test	Matrix	Reference	Result	Qualifier	Units	RPD	Limit	Analyzed
DOC-WT	**Effluent**							
Batch R5680936								
WG3676650-3 DUP		**WG3676650-5**						
Dissolved Organic Carbon		18.9	19.0		mg/L	0.4	25	17-DEC-21
WG3676650-2 LCS								
Dissolved Organic Carbon			107.8		%		70-130	17-DEC-21
WG3676650-1 MB								
Dissolved Organic Carbon			<0.50		mg/L		0.5	17-DEC-21
Batch R5681140								
WG3676986-3 DUP		**WG3676986-5**						
Dissolved Organic Carbon		2.57	2.71		mg/L	5.5	25	20-DEC-21
WG3676986-2 LCS								
Dissolved Organic Carbon			102.0		%		70-130	20-DEC-21
WG3676986-1 MB								
Dissolved Organic Carbon			<0.50		mg/L		0.5	20-DEC-21
Batch R5681595								
WG3676987-3 DUP		**WG3676987-5**						
Dissolved Organic Carbon		2.40	2.29		mg/L	4.7	25	20-DEC-21
WG3676987-2 LCS								
Dissolved Organic Carbon			93.6		%		70-130	20-DEC-21
WG3676987-1 MB								
Dissolved Organic Carbon			<0.50		mg/L		0.5	20-DEC-21
EC-MISA-TB	**Effluent**							
Batch R5680137								
WG3675807-3 DUP		**L2673100-4**						
Conductivity (EC)		281	275		uS/cm	2.2	10	16-DEC-21
WG3675803-2 LCS								
Conductivity (EC)			100.4		%		90-110	16-DEC-21
WG3675807-2 LCS								
Conductivity (EC)			98.7		%		90-110	16-DEC-21
WG3675803-1 MB								
Conductivity (EC)			0.4		uS/cm		2	16-DEC-21
WG3675807-1 MB								
Conductivity (EC)			<0.2		uS/cm		2	16-DEC-21
HG-DIS-WT	**Effluent**							
Batch R5682130								
WG3678056-3 DUP		**L2673100-2**						
Mercury (Hg)-Dissolved		<0.000005	<0.000005	RPD-NA	mg/L	N/A	20	22-DEC-21
WG3678056-2 LCS								

Quality Control Report

Client: New Gold Inc. Rainy River Project
24 Marr Rd
Barwick ON P0W 1A0
Contact: Garnet Cornell

Test	Matrix	Reference	Result	Qualifier	Units	RPD	Limit	Analyzed
HG-DIS-WT	**Effluent**							
Batch R5682130								
WG3678056-2 LCS								
Mercury (Hg)-Dissolved			99.1		%		80-120	22-DEC-21
WG3678056-1 MB								
Mercury (Hg)-Dissolved			<0.000005		mg/L		0.00003	22-DEC-21
WG3678056-4 MS		**L2673100-3**						
Mercury (Hg)-Dissolved			105.5		%		70-130	22-DEC-21
HG-TOT-WT	**Effluent**							
Batch R5682132								
WG3678054-3 DUP		**L2673100-2**						
Mercury (Hg)-Total		<0.000005	<0.000005	RPD-NA	mg/L	N/A	20	22-DEC-21
WG3678054-2 LCS								
Mercury (Hg)-Total			97.0		%		80-120	22-DEC-21
WG3678054-1 MB								
Mercury (Hg)-Total			<0.000005		mg/L		0.00003	22-DEC-21
WG3678054-4 MS		**L2673100-3**						
Mercury (Hg)-Total			96.5		%		70-130	22-DEC-21
MET-D-MISA-TB	**Effluent**							
Batch R5681013								
WG3676008-3 DUP		**L2673100-5**						
Aluminum (Al)-Dissolved		0.0990	0.101		mg/L	1.8	20	17-DEC-21
Antimony (Sb)-Dissolved		0.000085	0.000090	RPD-NA	mg/L	N/A	20	17-DEC-21
Arsenic (As)-Dissolved		0.00110	0.00108		mg/L	2.3	20	17-DEC-21
Barium (Ba)-Dissolved		0.0196	0.0194		mg/L	1.4	20	17-DEC-21
Beryllium (Be)-Dissolved		0.000014	0.000012	RPD-NA	mg/L	N/A	20	17-DEC-21
Bismuth (Bi)-Dissolved		<0.000002	<0.000002	RPD-NA	mg/L	N/A	20	17-DEC-21
Boron (B)-Dissolved		0.0120	0.0115	RPD-NA	mg/L	N/A	20	17-DEC-21
Cadmium (Cd)-Dissolved		0.0000140	0.0000140	RPD-NA	mg/L	N/A	20	17-DEC-21
Calcium (Ca)-Dissolved		36.4	35.6		mg/L	2.3	20	17-DEC-21
Cesium (Cs)-Dissolved		<0.0000005	<0.0000005	RPD-NA	mg/L	N/A	20	17-DEC-21
Chromium (Cr)-Dissolved		0.00029	0.00030	RPD-NA	mg/L	N/A	20	17-DEC-21
Cobalt (Co)-Dissolved		0.000190	0.000190	RPD-NA	mg/L	N/A	20	17-DEC-21
Copper (Cu)-Dissolved		0.00146	0.00150		mg/L	2.5	20	17-DEC-21
Iron (Fe)-Dissolved		0.520	0.522		mg/L	0.3	20	17-DEC-21
Lead (Pb)-Dissolved		0.00009	0.00010		mg/L	1.2	20	17-DEC-21
Lithium (Li)-Dissolved		0.0060	0.0056	RPD-NA	mg/L	N/A	20	17-DEC-21

Quality Control Report

Client: New Gold Inc. Rainy River Project
24 Marr Rd
Barwick ON P0W 1A0
Contact: Garnet Cornell

Test	Matrix	Reference	Result	Qualifier	Units	RPD	Limit	Analyzed
MET-D-MISA-TB	**Effluent**							
Batch R5681013								
WG3676008-3 DUP		**L2673100-5**						
Magnesium (Mg)-Dissolved		14.9	15.5		mg/L	3.5	20	17-DEC-21
Manganese (Mn)-Dissolved		0.0563	0.0574		mg/L	2.0	20	17-DEC-21
Molybdenum (Mo)-Dissolved		0.000340	0.000328	RPD-NA	mg/L	N/A	20	17-DEC-21
Nickel (Ni)-Dissolved		0.00166	0.00166	RPD-NA	mg/L	N/A	20	17-DEC-21
Phosphorus (P)-Dissolved		0.020	0.025	RPD-NA	mg/L	N/A	20	17-DEC-21
Potassium (K)-Dissolved		1.49	1.52		mg/L	2.2	20	17-DEC-21
Rubidium (Rb)-Dissolved		0.00136	0.00143		mg/L	4.9	20	17-DEC-21
Selenium (Se)-Dissolved		0.000170	0.000180		mg/L	5.5	20	17-DEC-21
Silicon (Si)-Dissolved		6.17	6.39		mg/L	3.5	20	17-DEC-21
Silver (Ag)-Dissolved		<0.0000005	<0.0000005	RPD-NA	mg/L	N/A	20	17-DEC-21
Sodium (Na)-Dissolved		4.80	4.45		mg/L	7.4	20	17-DEC-21
Strontium (Sr)-Dissolved		0.0762	0.0736		mg/L	3.5	20	17-DEC-21
Sulfur (S)-Dissolved		5.4	5.4		mg/L	0.7	20	17-DEC-21
Tellurium (Te)-Dissolved		<0.00001	0.00001	RPD-NA	mg/L	N/A	20	17-DEC-21
Thallium (Tl)-Dissolved		<0.000002	<0.000002	RPD-NA	mg/L	N/A	20	17-DEC-21
Thorium (Th)-Dissolved		0.00007	0.00007	RPD-NA	mg/L	N/A	20	17-DEC-21
Tin (Sn)-Dissolved		<0.000005	<0.000005	RPD-NA	mg/L	N/A	20	17-DEC-21
Titanium (Ti)-Dissolved		0.00372	0.00394		mg/L	5.4	20	17-DEC-21
Tungsten (W)-Dissolved		<0.000002	<0.000002	RPD-NA	mg/L	N/A	20	17-DEC-21
Uranium (U)-Dissolved		0.000853	0.000867	RPD-NA	mg/L	N/A	20	17-DEC-21
Vanadium (V)-Dissolved		0.00084	0.00084	RPD-NA	mg/L	N/A	20	17-DEC-21
Zinc (Zn)-Dissolved		0.0060	0.0058		mg/L	2.7	20	17-DEC-21
Zirconium (Zr)-Dissolved		0.000552	0.000518	RPD-NA	mg/L	N/A	20	17-DEC-21
WG3676008-7 DUP		**L2673100-12**						
Aluminum (Al)-Dissolved		0.0372	0.0370		mg/L	0.8	20	17-DEC-21
Antimony (Sb)-Dissolved		0.000075	0.000075	RPD-NA	mg/L	N/A	20	17-DEC-21
Arsenic (As)-Dissolved		0.000917	0.000943	RPD-NA	mg/L	N/A	20	17-DEC-21
Barium (Ba)-Dissolved		0.0194	0.0194		mg/L	0.1	20	17-DEC-21
Beryllium (Be)-Dissolved		0.000014	0.000012	RPD-NA	mg/L	N/A	20	17-DEC-21
Bismuth (Bi)-Dissolved		<0.000002	<0.000002	RPD-NA	mg/L	N/A	20	17-DEC-21
Boron (B)-Dissolved		0.0125	0.0120	RPD-NA	mg/L	N/A	20	17-DEC-21
Cadmium (Cd)-Dissolved		0.0000040	0.0000040	RPD-NA	mg/L	N/A	20	17-DEC-21
Calcium (Ca)-Dissolved		43.8	42.4		mg/L	3.4	20	17-DEC-21

Quality Control Report

Client: New Gold Inc. Rainy River Project
24 Marr Rd
Barwick ON P0W 1A0
Contact: Garnet Cornell

Test	Matrix	Reference	Result	Qualifier	Units	RPD	Limit	Analyzed
MET-D-MISA-TB	**Effluent**							
Batch R5681013								
WG3676008-7 DUP		**L2673100-12**						
Cesium (Cs)-Dissolved		<0.0000005	<0.000000[5]	RPD-NA	mg/L	N/A	20	17-DEC-21
Chromium (Cr)-Dissolved		0.00018	0.00022	RPD-NA	mg/L	N/A	20	17-DEC-21
Cobalt (Co)-Dissolved		0.000098	0.000100	RPD-NA	mg/L	N/A	20	17-DEC-21
Copper (Cu)-Dissolved		0.00130	0.00132		mg/L	1.3	20	17-DEC-21
Iron (Fe)-Dissolved		0.256	0.260		mg/L	1.5	20	17-DEC-21
Lead (Pb)-Dissolved		<0.00001	<0.00001	RPD-NA	mg/L	N/A	20	17-DEC-21
Lithium (Li)-Dissolved		0.0050	0.0048	RPD-NA	mg/L	N/A	20	17-DEC-21
Magnesium (Mg)-Dissolved		16.1	15.9		mg/L	0.7	20	17-DEC-21
Manganese (Mn)-Dissolved		0.0353	0.0356		mg/L	0.9	20	17-DEC-21
Molybdenum (Mo)-Dissolved		0.000494	0.000480	RPD-NA	mg/L	N/A	20	17-DEC-21
Nickel (Ni)-Dissolved		0.00120	0.00116	RPD-NA	mg/L	N/A	20	17-DEC-21
Phosphorus (P)-Dissolved		<0.005	<0.005	RPD-NA	mg/L	N/A	20	17-DEC-21
Potassium (K)-Dissolved		1.85	1.85		mg/L	0.1	20	17-DEC-21
Rubidium (Rb)-Dissolved		0.00108	0.00110		mg/L	1.6	20	17-DEC-21
Selenium (Se)-Dissolved		0.000150	0.000165		mg/L	11	20	17-DEC-21
Silicon (Si)-Dissolved		5.33	5.36		mg/L	0.7	20	17-DEC-21
Silver (Ag)-Dissolved		<0.0000005	<0.000000[5]	RPD-NA	mg/L	N/A	20	17-DEC-21
Sodium (Na)-Dissolved		6.50	6.65		mg/L	2.2	20	17-DEC-21
Strontium (Sr)-Dissolved		0.0900	0.0889		mg/L	1.2	20	17-DEC-21
Sulfur (S)-Dissolved		7.2	7.0		mg/L	2.4	20	17-DEC-21
Tellurium (Te)-Dissolved		<0.00001	<0.00001	RPD-NA	mg/L	N/A	20	17-DEC-21
Thallium (Tl)-Dissolved		<0.000002	<0.000002	RPD-NA	mg/L	N/A	20	17-DEC-21
Thorium (Th)-Dissolved		0.00003	0.00002	RPD-NA	mg/L	N/A	20	17-DEC-21
Tin (Sn)-Dissolved		0.000035	0.000040	RPD-NA	mg/L	N/A	20	17-DEC-21
Titanium (Ti)-Dissolved		0.00190	0.00194	RPD-NA	mg/L	N/A	20	17-DEC-21
Tungsten (W)-Dissolved		<0.000002	<0.000002	RPD-NA	mg/L	N/A	20	17-DEC-21
Uranium (U)-Dissolved		0.00126	0.00124	RPD-NA	mg/L	N/A	20	17-DEC-21
Vanadium (V)-Dissolved		0.00060	0.00060	RPD-NA	mg/L	N/A	20	17-DEC-21
Zinc (Zn)-Dissolved		0.0112	0.0110		mg/L	1.0	20	17-DEC-21
Zirconium (Zr)-Dissolved		0.000316	0.000332	RPD-NA	mg/L	N/A	20	17-DEC-21
WG3676008-2 LCS								
Aluminum (Al)-Dissolved			102.0		%		80-120	17-DEC-21
Antimony (Sb)-Dissolved			100.3		%		80-120	17-DEC-21

Quality Control Report

Client: New Gold Inc. Rainy River Project
24 Marr Rd
Barwick ON P0W 1A0
Contact: Garnet Cornell

Test	Matrix	Reference	Result	Qualifier	Units	RPD	Limit	Analyzed
MET-D-MISA-TB	**Effluent**							
Batch R5681013								
WG3676008-2 LCS								
Arsenic (As)-Dissolved			105.4		%		80-120	17-DEC-21
Barium (Ba)-Dissolved			98.3		%		80-120	17-DEC-21
Beryllium (Be)-Dissolved			101.1		%		80-120	17-DEC-21
Bismuth (Bi)-Dissolved			98.9		%		80-120	17-DEC-21
Boron (B)-Dissolved			98.2		%		80-120	17-DEC-21
Cadmium (Cd)-Dissolved			96.1		%		80-120	17-DEC-21
Calcium (Ca)-Dissolved			105.9		%		80-120	17-DEC-21
Cesium (Cs)-Dissolved			95.4		%		80-120	17-DEC-21
Chromium (Cr)-Dissolved			101.7		%		80-120	17-DEC-21
Cobalt (Co)-Dissolved			99.4		%		80-120	17-DEC-21
Copper (Cu)-Dissolved			99.7		%		80-120	17-DEC-21
Iron (Fe)-Dissolved			104.7		%		80-120	17-DEC-21
Lead (Pb)-Dissolved			108.2		%		80-120	17-DEC-21
Lithium (Li)-Dissolved			110.0		%		80-120	17-DEC-21
Magnesium (Mg)-Dissolved			102.7		%		80-120	17-DEC-21
Manganese (Mn)-Dissolved			100.1		%		80-120	17-DEC-21
Molybdenum (Mo)-Dissolved			106.8		%		80-120	17-DEC-21
Nickel (Ni)-Dissolved			99.1		%		80-120	17-DEC-21
Phosphorus (P)-Dissolved			114.9		%		70-130	17-DEC-21
Potassium (K)-Dissolved			101.9		%		80-120	17-DEC-21
Rubidium (Rb)-Dissolved			102.5		%		80-120	17-DEC-21
Selenium (Se)-Dissolved			102.4		%		80-120	17-DEC-21
Silicon (Si)-Dissolved			103.9		%		60-140	17-DEC-21
Silver (Ag)-Dissolved			92.6		%		80-120	17-DEC-21
Sodium (Na)-Dissolved			104.0		%		80-120	17-DEC-21
Strontium (Sr)-Dissolved			102.1		%		80-120	17-DEC-21
Sulfur (S)-Dissolved			111.1		%		80-120	17-DEC-21
Tellurium (Te)-Dissolved			96.7		%		80-120	17-DEC-21
Thallium (Tl)-Dissolved			100.2		%		80-120	17-DEC-21
Thorium (Th)-Dissolved			97.9		%		80-120	17-DEC-21
Tin (Sn)-Dissolved			99.9		%		80-120	17-DEC-21
Titanium (Ti)-Dissolved			99.7		%		80-120	17-DEC-21
Tungsten (W)-Dissolved			102.9		%		80-120	17-DEC-21

Quality Control Report

Client: New Gold Inc. Rainy River Project
24 Marr Rd
Barwick ON P0W 1A0
Contact: Garnet Cornell

Test	Matrix	Reference	Result	Qualifier	Units	RPD	Limit	Analyzed
MET-D-MISA-TB	**Effluent**							
Batch R5681013								
WG3676008-2 LCS								
Uranium (U)-Dissolved			96.0		%		80-120	17-DEC-21
Vanadium (V)-Dissolved			101.8		%		80-120	17-DEC-21
Zinc (Zn)-Dissolved			96.1		%		80-120	17-DEC-21
Zirconium (Zr)-Dissolved			104.1		%		80-120	17-DEC-21
WG3676008-6 LCS								
Aluminum (Al)-Dissolved			100.9		%		80-120	17-DEC-21
Antimony (Sb)-Dissolved			98.1		%		80-120	17-DEC-21
Arsenic (As)-Dissolved			104.6		%		80-120	17-DEC-21
Barium (Ba)-Dissolved			98.4		%		80-120	17-DEC-21
Beryllium (Be)-Dissolved			96.6		%		80-120	17-DEC-21
Bismuth (Bi)-Dissolved			97.7		%		80-120	17-DEC-21
Boron (B)-Dissolved			94.8		%		80-120	17-DEC-21
Cadmium (Cd)-Dissolved			96.7		%		80-120	17-DEC-21
Calcium (Ca)-Dissolved			104.6		%		80-120	17-DEC-21
Cesium (Cs)-Dissolved			95.7		%		80-120	17-DEC-21
Chromium (Cr)-Dissolved			101.9		%		80-120	17-DEC-21
Cobalt (Co)-Dissolved			99.7		%		80-120	17-DEC-21
Copper (Cu)-Dissolved			99.6		%		80-120	17-DEC-21
Iron (Fe)-Dissolved			103.6		%		80-120	17-DEC-21
Lead (Pb)-Dissolved			107.3		%		80-120	17-DEC-21
Lithium (Li)-Dissolved			105.4		%		80-120	17-DEC-21
Magnesium (Mg)-Dissolved			105.2		%		80-120	17-DEC-21
Manganese (Mn)-Dissolved			100.5		%		80-120	17-DEC-21
Molybdenum (Mo)-Dissolved			102.5		%		80-120	17-DEC-21
Nickel (Ni)-Dissolved			99.7		%		80-120	17-DEC-21
Phosphorus (P)-Dissolved			106.1		%		70-130	17-DEC-21
Potassium (K)-Dissolved			105.6		%		80-120	17-DEC-21
Rubidium (Rb)-Dissolved			98.9		%		80-120	17-DEC-21
Selenium (Se)-Dissolved			101.3		%		80-120	17-DEC-21
Silicon (Si)-Dissolved			106.5		%		60-140	17-DEC-21
Silver (Ag)-Dissolved			90.2		%		80-120	17-DEC-21
Sodium (Na)-Dissolved			108.8		%		80-120	17-DEC-21
Strontium (Sr)-Dissolved			99.2		%		80-120	17-DEC-21
Sulfur (S)-Dissolved			109.6		%		80-120	17-DEC-21

Quality Control Report

Client: New Gold Inc. Rainy River Project
24 Marr Rd
Barwick ON P0W 1A0
Contact: Garnet Cornell

Test	Matrix	Reference	Result	Qualifier	Units	RPD	Limit	Analyzed
MET-D-MISA-TB	**Effluent**							
Batch R5681013								
WG3676008-6 LCS								
Tellurium (Te)-Dissolved			103.9		%		80-120	17-DEC-21
Thallium (Tl)-Dissolved			99.7		%		80-120	17-DEC-21
Thorium (Th)-Dissolved			97.4		%		80-120	17-DEC-21
Tin (Sn)-Dissolved			98.3		%		80-120	17-DEC-21
Titanium (Ti)-Dissolved			99.0		%		80-120	17-DEC-21
Tungsten (W)-Dissolved			100.9		%		80-120	17-DEC-21
Uranium (U)-Dissolved			95.6		%		80-120	17-DEC-21
Vanadium (V)-Dissolved			101.7		%		80-120	17-DEC-21
Zinc (Zn)-Dissolved			101.2		%		80-120	17-DEC-21
Zirconium (Zr)-Dissolved			101.8		%		80-120	17-DEC-21
WG3676008-1 MB								
Aluminum (Al)-Dissolved			0.0004		mg/L		0.005	17-DEC-21
Antimony (Sb)-Dissolved			<0.000005		mg/L		0.0006	17-DEC-21
Arsenic (As)-Dissolved			<0.0000002		mg/L		0.001	17-DEC-21
Barium (Ba)-Dissolved			<0.000005		mg/L		0.01	17-DEC-21
Beryllium (Be)-Dissolved			0.000004		mg/L		0.001	17-DEC-21
Bismuth (Bi)-Dissolved			<0.000002		mg/L		0.001	17-DEC-21
Boron (B)-Dissolved			0.0005		mg/L		0.05	17-DEC-21
Cadmium (Cd)-Dissolved			<0.0000005		mg/L		0.000017	17-DEC-21
Calcium (Ca)-Dissolved			<0.002		mg/L		0.2	17-DEC-21
Cesium (Cs)-Dissolved			<0.0000005		mg/L		0.00001	17-DEC-21
Chromium (Cr)-Dissolved			0.00002		mg/L		0.001	17-DEC-21
Cobalt (Co)-Dissolved			<0.000002		mg/L		0.0005	17-DEC-21
Copper (Cu)-Dissolved			<0.00002		mg/L		0.001	17-DEC-21
Iron (Fe)-Dissolved			<0.0005		mg/L		0.02	17-DEC-21
Lead (Pb)-Dissolved			<0.00001		mg/L		0.00005	17-DEC-21
Lithium (Li)-Dissolved			0.0006		mg/L		0.05	17-DEC-21
Magnesium (Mg)-Dissolved			0.0015		mg/L		0.02	17-DEC-21
Manganese (Mn)-Dissolved			<0.00002		mg/L		0.001	17-DEC-21
Molybdenum (Mo)-Dissolved			0.000004		mg/L		0.001	17-DEC-21
Nickel (Ni)-Dissolved			0.00006		mg/L		0.002	17-DEC-21
Phosphorus (P)-Dissolved			<0.005		mg/L		0.05	17-DEC-21
Potassium (K)-Dissolved			0.02		mg/L		0.5	17-DEC-21
Rubidium (Rb)-Dissolved			<0.000002		mg/L		0.0002	17-DEC-21

Quality Control Report

Client: New Gold Inc. Rainy River Project
24 Marr Rd
Barwick ON P0W 1A0
Contact: Garnet Cornell

Test	Matrix	Reference	Result	Qualifier	Units	RPD	Limit	Analyzed
MET-D-MISA-TB	**Effluent**							
Batch R5681013								
WG3676008-1 MB								
Selenium (Se)-Dissolved			<0.000005		mg/L		0.00005	17-DEC-21
Silicon (Si)-Dissolved			<0.005		mg/L		0.05	17-DEC-21
Silver (Ag)-Dissolved			<0.0000005		mg/L		0.0001	17-DEC-21
Sodium (Na)-Dissolved			<0.005		mg/L		0.1	17-DEC-21
Strontium (Sr)-Dissolved			<0.00002		mg/L		0.001	17-DEC-21
Sulfur (S)-Dissolved			0.2		mg/L		0.5	17-DEC-21
Tellurium (Te)-Dissolved			<0.00001		mg/L		0.001	17-DEC-21
Thallium (Tl)-Dissolved			<0.000002		mg/L		0.0003	17-DEC-21
Thorium (Th)-Dissolved			<0.00001		mg/L		0.0001	17-DEC-21
Tin (Sn)-Dissolved			<0.000005		mg/L		0.001	17-DEC-21
Titanium (Ti)-Dissolved			<0.00002		mg/L		0.002	17-DEC-21
Tungsten (W)-Dissolved			<0.000002		mg/L		0.01	17-DEC-21
Uranium (U)-Dissolved			<0.0000005		mg/L		0.005	17-DEC-21
Vanadium (V)-Dissolved			<0.00002		mg/L		0.001	17-DEC-21
Zinc (Zn)-Dissolved			<0.0002		mg/L		0.003	17-DEC-21
Zirconium (Zr)-Dissolved			<0.000002		mg/L		0.001	17-DEC-21
WG3676008-5 MB								
Aluminum (Al)-Dissolved			0.0004		mg/L		0.005	17-DEC-21
Antimony (Sb)-Dissolved			<0.000005		mg/L		0.0006	17-DEC-21
Arsenic (As)-Dissolved			0.0000020		mg/L		0.001	17-DEC-21
Barium (Ba)-Dissolved			<0.000005		mg/L		0.01	17-DEC-21
Beryllium (Be)-Dissolved			0.000004		mg/L		0.001	17-DEC-21
Bismuth (Bi)-Dissolved			<0.000002		mg/L		0.001	17-DEC-21
Boron (B)-Dissolved			0.0005		mg/L		0.05	17-DEC-21
Cadmium (Cd)-Dissolved			<0.0000005		mg/L		0.000017	17-DEC-21
Calcium (Ca)-Dissolved			<0.002		mg/L		0.2	17-DEC-21
Cesium (Cs)-Dissolved			<0.0000005		mg/L		0.00001	17-DEC-21
Chromium (Cr)-Dissolved			<0.00001		mg/L		0.001	17-DEC-21
Cobalt (Co)-Dissolved			<0.000002		mg/L		0.0005	17-DEC-21
Copper (Cu)-Dissolved			<0.00002		mg/L		0.001	17-DEC-21
Iron (Fe)-Dissolved			<0.0005		mg/L		0.02	17-DEC-21
Lead (Pb)-Dissolved			<0.00001		mg/L		0.00005	17-DEC-21
Lithium (Li)-Dissolved			0.0006		mg/L		0.05	17-DEC-21
Magnesium (Mg)-Dissolved			<0.0005		mg/L		0.02	17-DEC-21

Quality Control Report

Client: New Gold Inc. Rainy River Project
24 Marr Rd
Barwick ON P0W 1A0
Contact: Garnet Cornell

Test	Matrix	Reference	Result	Qualifier	Units	RPD	Limit	Analyzed
MET-D-MISA-TB	**Effluent**							
Batch R5681013								
WG3676008-5 MB								
Manganese (Mn)-Dissolved			<0.00002		mg/L		0.001	17-DEC-21
Molybdenum (Mo)-Dissolved			0.000004		mg/L		0.001	17-DEC-21
Nickel (Ni)-Dissolved			0.00004		mg/L		0.002	17-DEC-21
Phosphorus (P)-Dissolved			<0.005		mg/L		0.05	17-DEC-21
Potassium (K)-Dissolved			<0.01		mg/L		0.5	17-DEC-21
Rubidium (Rb)-Dissolved			<0.000002		mg/L		0.0002	17-DEC-21
Selenium (Se)-Dissolved			<0.000005		mg/L		0.00005	17-DEC-21
Silicon (Si)-Dissolved			<0.005		mg/L		0.05	17-DEC-21
Silver (Ag)-Dissolved			<0.0000005		mg/L		0.0001	17-DEC-21
Sodium (Na)-Dissolved			<0.005		mg/L		0.1	17-DEC-21
Strontium (Sr)-Dissolved			<0.00002		mg/L		0.001	17-DEC-21
Sulfur (S)-Dissolved			<0.2		mg/L		0.5	17-DEC-21
Tellurium (Te)-Dissolved			<0.00001		mg/L		0.001	17-DEC-21
Thallium (Tl)-Dissolved			<0.000002		mg/L		0.0003	17-DEC-21
Thorium (Th)-Dissolved			<0.00001		mg/L		0.0001	17-DEC-21
Tin (Sn)-Dissolved			<0.000005		mg/L		0.001	17-DEC-21
Titanium (Ti)-Dissolved			<0.00002		mg/L		0.002	17-DEC-21
Tungsten (W)-Dissolved			<0.000002		mg/L		0.01	17-DEC-21
Uranium (U)-Dissolved			<0.0000005		mg/L		0.005	17-DEC-21
Vanadium (V)-Dissolved			<0.00002		mg/L		0.001	17-DEC-21
Zinc (Zn)-Dissolved			<0.0002		mg/L		0.003	17-DEC-21
Zirconium (Zr)-Dissolved			<0.000002		mg/L		0.001	17-DEC-21
WG3676008-4 MS		**L2673100-6**						
Aluminum (Al)-Dissolved			102.6		%		70-130	17-DEC-21
Antimony (Sb)-Dissolved			103.8		%		70-130	17-DEC-21
Arsenic (As)-Dissolved			105.7		%		70-130	17-DEC-21
Barium (Ba)-Dissolved			97.4		%		70-130	17-DEC-21
Beryllium (Be)-Dissolved			101.8		%		70-130	17-DEC-21
Bismuth (Bi)-Dissolved			93.2		%		70-130	17-DEC-21
Boron (B)-Dissolved			98.0		%		70-130	17-DEC-21
Cadmium (Cd)-Dissolved			103.3		%		70-130	17-DEC-21
Calcium (Ca)-Dissolved			N/A	MS-B	%		-	17-DEC-21
Cesium (Cs)-Dissolved			99.99		%		70-130	17-DEC-21
Chromium (Cr)-Dissolved			104.4		%		70-130	17-DEC-21

Quality Control Report

Client: New Gold Inc. Rainy River Project
24 Marr Rd
Barwick ON P0W 1A0
Contact: Garnet Cornell

Test	Matrix	Reference	Result	Qualifier	Units	RPD	Limit	Analyzed
MET-D-MISA-TB	**Effluent**							
Batch R5681013								
WG3676008-4 MS		**L2673100-6**						
Cobalt (Co)-Dissolved			103.8		%		70-130	17-DEC-21
Copper (Cu)-Dissolved			104.7		%		70-130	17-DEC-21
Iron (Fe)-Dissolved			102.3		%		70-130	17-DEC-21
Lead (Pb)-Dissolved			108.9		%		70-130	17-DEC-21
Lithium (Li)-Dissolved			104.0		%		70-130	17-DEC-21
Magnesium (Mg)-Dissolved			N/A	MS-B	%		-	17-DEC-21
Manganese (Mn)-Dissolved			104.9		%		70-130	17-DEC-21
Molybdenum (Mo)-Dissolved			109.9		%		70-130	17-DEC-21
Nickel (Ni)-Dissolved			105.0		%		70-130	17-DEC-21
Phosphorus (P)-Dissolved			107.9		%		70-130	17-DEC-21
Potassium (K)-Dissolved			103.7		%		70-130	17-DEC-21
Rubidium (Rb)-Dissolved			104.0		%		70-130	17-DEC-21
Selenium (Se)-Dissolved			105.0		%		70-130	17-DEC-21
Silicon (Si)-Dissolved			101.7		%		70-130	17-DEC-21
Silver (Ag)-Dissolved			101.1		%		70-130	17-DEC-21
Sodium (Na)-Dissolved			N/A	MS-B	%		-	17-DEC-21
Strontium (Sr)-Dissolved			N/A	MS-B	%		-	17-DEC-21
Sulfur (S)-Dissolved			97.3		%		70-130	17-DEC-21
Tellurium (Te)-Dissolved			108.2		%		70-130	17-DEC-21
Thallium (Tl)-Dissolved			98.6		%		70-130	17-DEC-21
Thorium (Th)-Dissolved			102.2		%		70-130	17-DEC-21
Tin (Sn)-Dissolved			103.9		%		70-130	17-DEC-21
Titanium (Ti)-Dissolved			108.2		%		70-130	17-DEC-21
Tungsten (W)-Dissolved			105.5		%		70-130	17-DEC-21
Uranium (U)-Dissolved			98.9		%		70-130	17-DEC-21
Vanadium (V)-Dissolved			105.4		%		70-130	17-DEC-21
Zinc (Zn)-Dissolved			106.1		%		70-130	17-DEC-21
Zirconium (Zr)-Dissolved			113.7		%		70-130	17-DEC-21
WG3676008-8 MS		**L2673100-13**						
Aluminum (Al)-Dissolved			110.2		%		70-130	17-DEC-21
Antimony (Sb)-Dissolved			109.4		%		70-130	17-DEC-21
Arsenic (As)-Dissolved			113.0		%		70-130	17-DEC-21
Barium (Ba)-Dissolved			109.4		%		70-130	17-DEC-21
Beryllium (Be)-Dissolved			108.5		%		70-130	17-DEC-21

Quality Control Report

Client: New Gold Inc. Rainy River Project
24 Marr Rd
Barwick ON P0W 1A0
Contact: Garnet Cornell

Test	Matrix	Reference	Result	Qualifier	Units	RPD	Limit	Analyzed
MET-D-MISA-TB	**Effluent**							
Batch R5681013								
WG3676008-8 MS		**L2673100-13**						
Bismuth (Bi)-Dissolved			97.4		%		70-130	17-DEC-21
Boron (B)-Dissolved			104.9		%		70-130	17-DEC-21
Cadmium (Cd)-Dissolved			108.5		%		70-130	17-DEC-21
Calcium (Ca)-Dissolved			N/A	MS-B	%		-	17-DEC-21
Cesium (Cs)-Dissolved			108.2		%		70-130	17-DEC-21
Chromium (Cr)-Dissolved			110.2		%		70-130	17-DEC-21
Cobalt (Co)-Dissolved			108.5		%		70-130	17-DEC-21
Copper (Cu)-Dissolved			109.0		%		70-130	17-DEC-21
Iron (Fe)-Dissolved			110.5		%		70-130	17-DEC-21
Lead (Pb)-Dissolved			114.2		%		70-130	17-DEC-21
Lithium (Li)-Dissolved			112.2		%		70-130	17-DEC-21
Magnesium (Mg)-Dissolved			N/A	MS-B	%		-	17-DEC-21
Manganese (Mn)-Dissolved			109.9		%		70-130	17-DEC-21
Molybdenum (Mo)-Dissolved			113.0		%		70-130	17-DEC-21
Nickel (Ni)-Dissolved			109.0		%		70-130	17-DEC-21
Phosphorus (P)-Dissolved			114.2		%		70-130	17-DEC-21
Potassium (K)-Dissolved			110.3		%		70-130	17-DEC-21
Rubidium (Rb)-Dissolved			109.8		%		70-130	17-DEC-21
Selenium (Se)-Dissolved			115.8		%		70-130	17-DEC-21
Silicon (Si)-Dissolved			106.3		%		70-130	17-DEC-21
Silver (Ag)-Dissolved			106.1		%		70-130	17-DEC-21
Sodium (Na)-Dissolved			N/A	MS-B	%		-	17-DEC-21
Strontium (Sr)-Dissolved			N/A	MS-B	%		-	17-DEC-21
Sulfur (S)-Dissolved			108.0		%		70-130	17-DEC-21
Tellurium (Te)-Dissolved			114.2		%		70-130	17-DEC-21
Thallium (Tl)-Dissolved			103.4		%		70-130	17-DEC-21
Thorium (Th)-Dissolved			107.0		%		70-130	17-DEC-21
Tin (Sn)-Dissolved			107.7		%		70-130	17-DEC-21
Titanium (Ti)-Dissolved			112.8		%		70-130	17-DEC-21
Tungsten (W)-Dissolved			109.1		%		70-130	17-DEC-21
Uranium (U)-Dissolved			105.9		%		70-130	17-DEC-21
Vanadium (V)-Dissolved			110.8		%		70-130	17-DEC-21
Zinc (Zn)-Dissolved			109.5		%		70-130	17-DEC-21

Quality Control Report

Client: New Gold Inc. Rainy River Project
24 Marr Rd
Barwick ON P0W 1A0
Contact: Garnet Cornell

Test	Matrix	Reference	Result	Qualifier	Units	RPD	Limit	Analyzed
MET-D-MISA-TB	**Effluent**							
Batch R5681013								
WG3676008-8 MS		**L2673100-13**						
Zirconium (Zr)-Dissolved			117.6		%		70-130	17-DEC-21
MET-T-MISA-TB	**Effluent**							
Batch R5680999								
WG3675702-11 DUP		**L2673100-12**						
Aluminum (Al)-Total		0.110	0.107		mg/L	3.2	20	17-DEC-21
Antimony (Sb)-Total		0.000090	0.000080	RPD-NA	mg/L	N/A	20	17-DEC-21
Arsenic (As)-Total		0.00093	0.00096	RPD-NA	mg/L	N/A	20	17-DEC-21
Barium (Ba)-Total		0.0197	0.0200		mg/L	1.7	20	17-DEC-21
Beryllium (Be)-Total		0.0000179	0.0000084	RPD-NA	mg/L	N/A	20	17-DEC-21
Bismuth (Bi)-Total		<0.00001	<0.00001	RPD-NA	mg/L	N/A	20	17-DEC-21
Boron (B)-Total		0.0125	0.0120	RPD-NA	mg/L	N/A	20	17-DEC-21
Cadmium (Cd)-Total		0.000005	0.000002	RPD-NA	mg/L	N/A	20	17-DEC-21
Calcium (Ca)-Total		44.5	43.1		mg/L	3.3	20	17-DEC-21
Cesium (Cs)-Total		0.0000060	0.0000050	RPD-NA	mg/L	N/A	20	17-DEC-21
Chromium (Cr)-Total		0.00042	0.00042	RPD-NA	mg/L	N/A	20	17-DEC-21
Cobalt (Co)-Total		0.000130	0.000130	RPD-NA	mg/L	N/A	20	17-DEC-21
Copper (Cu)-Total		0.00146	0.00146		mg/L	0.9	20	17-DEC-21
Iron (Fe)-Total		0.338	0.342		mg/L	1.2	20	17-DEC-21
Lead (Pb)-Total		0.00003	0.00003	RPD-NA	mg/L	N/A	20	17-DEC-21
Lithium (Li)-Total		0.0050	0.0046	RPD-NA	mg/L	N/A	20	17-DEC-21
Magnesium (Mg)-Total		16.9	16.9		mg/L	0.4	20	17-DEC-21
Manganese (Mn)-Total		0.0386	0.0384		mg/L	0.5	20	17-DEC-21
Molybdenum (Mo)-Total		0.000510	0.000515	RPD-NA	mg/L	N/A	20	17-DEC-21
Nickel (Ni)-Total		0.00130	0.00132	RPD-NA	mg/L	N/A	20	17-DEC-21
Phosphorus (P)-Total		0.005	<0.005	RPD-NA	mg/L	N/A	20	17-DEC-21
Potassium (K)-Total		1.87	1.87		mg/L	0.0	20	17-DEC-21
Rubidium (Rb)-Total		0.00122	0.00121		mg/L	0.6	20	17-DEC-21
Selenium (Se)-Total		0.000165	0.000170		mg/L	4.7	20	17-DEC-21
Silicon (Si)-Total		5.37	5.26		mg/L	2.2	20	17-DEC-21
Silver (Ag)-Total		<0.000001	<0.000001	RPD-NA	mg/L	N/A	20	17-DEC-21
Sodium (Na)-Total		6.62	6.66		mg/L	0.6	20	17-DEC-21
Strontium (Sr)-Total		0.0935	0.0940		mg/L	0.5	20	17-DEC-21

Quality Control Report

Client: New Gold Inc. Rainy River Project
24 Marr Rd
Barwick ON P0W 1A0
Contact: Garnet Cornell

Test	Matrix	Reference	Result	Qualifier	Units	RPD	Limit	Analyzed
MET-T-MISA-TB	**Effluent**							
Batch R5680999								
WG3675702-11 DUP		**L2673100-12**						
Sulfur (S)-Total		7.0	7.2		mg/L	1.1	20	17-DEC-21
Tellurium (Te)-Total		<0.00002	<0.00002	RPD-NA	mg/L	N/A	20	17-DEC-21
Thallium (Tl)-Total		<0.000005	<0.000005	RPD-NA	mg/L	N/A	20	17-DEC-21
Thorium (Th)-Total		0.00004	0.00003	RPD-NA	mg/L	N/A	20	17-DEC-21
Tin (Sn)-Total		0.00033	0.00006	RPD-NA	mg/L	N/A	20	17-DEC-21
Titanium (Ti)-Total		0.00368	0.00320		mg/L	14	20	17-DEC-21
Tungsten (W)-Total		<0.00001	<0.00001	RPD-NA	mg/L	N/A	20	17-DEC-21
Uranium (U)-Total		0.00130	0.00128	RPD-NA	mg/L	N/A	20	17-DEC-21
Vanadium (V)-Total		0.00070	0.00070	RPD-NA	mg/L	N/A	20	17-DEC-21
Zinc (Zn)-Total		0.0150	0.0120		mg/L	19	20	17-DEC-21
Zirconium (Zr)-Total		0.000370	0.000318	RPD-NA	mg/L	N/A	20	17-DEC-21
WG3675702-10 LCS								
Aluminum (Al)-Total			104.8		%		80-120	17-DEC-21
Antimony (Sb)-Total			99.8		%		80-120	17-DEC-21
Arsenic (As)-Total			107.5		%		80-120	17-DEC-21
Barium (Ba)-Total			101.6		%		80-120	17-DEC-21
Beryllium (Be)-Total			101.3		%		80-120	17-DEC-21
Bismuth (Bi)-Total			103.6		%		80-120	17-DEC-21
Boron (B)-Total			100.7		%		80-120	17-DEC-21
Cadmium (Cd)-Total			99.1		%		80-120	17-DEC-21
Calcium (Ca)-Total			103.2		%		80-120	17-DEC-21
Cesium (Cs)-Total			94.8		%		80-120	17-DEC-21
Chromium (Cr)-Total			103.2		%		80-120	17-DEC-21
Cobalt (Co)-Total			101.6		%		80-120	17-DEC-21
Copper (Cu)-Total			101.5		%		80-120	17-DEC-21
Iron (Fe)-Total			104.2		%		80-120	17-DEC-21
Lead (Pb)-Total			110.5		%		80-120	17-DEC-21
Lithium (Li)-Total			109.1		%		80-120	17-DEC-21
Magnesium (Mg)-Total			108.6		%		80-120	17-DEC-21
Manganese (Mn)-Total			103.4		%		80-120	17-DEC-21
Molybdenum (Mo)-Total			104.6		%		80-120	17-DEC-21
Nickel (Ni)-Total			102.9		%		80-120	17-DEC-21
Phosphorus (P)-Total			107.1		%		80-120	17-DEC-21

Quality Control Report

Client: New Gold Inc. Rainy River Project
24 Marr Rd
Barwick ON P0W 1A0
Contact: Garnet Cornell

Test	Matrix	Reference	Result	Qualifier	Units	RPD	Limit	Analyzed
MET-T-MISA-TB	**Effluent**							
Batch R5680999								
WG3675702-10 LCS								
Potassium (K)-Total			105.4		%		80-120	17-DEC-21
Rubidium (Rb)-Total			103.4		%		80-120	17-DEC-21
Selenium (Se)-Total			103.1		%		80-120	17-DEC-21
Silicon (Si)-Total			105.6		%		80-120	17-DEC-21
Silver (Ag)-Total			92.1		%		80-120	17-DEC-21
Sodium (Na)-Total			108.6		%		80-120	17-DEC-21
Strontium (Sr)-Total			99.2		%		80-120	17-DEC-21
Sulfur (S)-Total			104.2		%		80-120	17-DEC-21
Tellurium (Te)-Total			99.8		%		80-120	17-DEC-21
Thallium (Tl)-Total			102.6		%		80-120	17-DEC-21
Thorium (Th)-Total			99.5		%		80-120	17-DEC-21
Tin (Sn)-Total			98.5		%		80-120	17-DEC-21
Titanium (Ti)-Total			101.6		%		80-120	17-DEC-21
Tungsten (W)-Total			103.4		%		80-120	17-DEC-21
Uranium (U)-Total			97.8		%		80-120	17-DEC-21
Vanadium (V)-Total			102.8		%		80-120	17-DEC-21
Zinc (Zn)-Total			100.4		%		80-120	17-DEC-21
Zirconium (Zr)-Total			100.6		%		80-120	17-DEC-21
WG3675702-6 LCS								
Aluminum (Al)-Total			100.3		%		80-120	17-DEC-21
Antimony (Sb)-Total			99.6		%		80-120	17-DEC-21
Arsenic (As)-Total			102.7		%		80-120	17-DEC-21
Barium (Ba)-Total			96.7		%		80-120	17-DEC-21
Beryllium (Be)-Total			99.7		%		80-120	17-DEC-21
Bismuth (Bi)-Total			98.0		%		80-120	17-DEC-21
Boron (B)-Total			96.6		%		80-120	17-DEC-21
Cadmium (Cd)-Total			94.7		%		80-120	17-DEC-21
Calcium (Ca)-Total			104.0		%		80-120	17-DEC-21
Cesium (Cs)-Total			98.1		%		80-120	17-DEC-21
Chromium (Cr)-Total			99.2		%		80-120	17-DEC-21
Cobalt (Co)-Total			97.3		%		80-120	17-DEC-21
Copper (Cu)-Total			98.3		%		80-120	17-DEC-21
Iron (Fe)-Total			102.3		%		80-120	17-DEC-21
Lead (Pb)-Total			105.2		%		80-120	17-DEC-21

Quality Control Report

Client: New Gold Inc. Rainy River Project
24 Marr Rd
Barwick ON P0W 1A0
Contact: Garnet Cornell

Test	Matrix	Reference	Result	Qualifier	Units	RPD	Limit	Analyzed
MET-T-MISA-TB	**Effluent**							
Batch R5680999								
WG3675702-6 LCS								
Lithium (Li)-Total			108.5		%		80-120	17-DEC-21
Magnesium (Mg)-Total			106.7		%		80-120	17-DEC-21
Manganese (Mn)-Total			99.4		%		80-120	17-DEC-21
Molybdenum (Mo)-Total			106.8		%		80-120	17-DEC-21
Nickel (Ni)-Total			98.5		%		80-120	17-DEC-21
Phosphorus (P)-Total			104.1		%		80-120	17-DEC-21
Potassium (K)-Total			101.7		%		80-120	17-DEC-21
Rubidium (Rb)-Total			99.4		%		80-120	17-DEC-21
Selenium (Se)-Total			102.8		%		80-120	17-DEC-21
Silicon (Si)-Total			103.6		%		80-120	17-DEC-21
Silver (Ag)-Total			92.2		%		80-120	17-DEC-21
Sodium (Na)-Total			100.9		%		80-120	17-DEC-21
Strontium (Sr)-Total			99.98		%		80-120	17-DEC-21
Sulfur (S)-Total			89.5		%		80-120	17-DEC-21
Tellurium (Te)-Total			104.0		%		80-120	17-DEC-21
Thallium (Tl)-Total			98.2		%		80-120	17-DEC-21
Thorium (Th)-Total			95.8		%		80-120	17-DEC-21
Tin (Sn)-Total			99.3		%		80-120	17-DEC-21
Titanium (Ti)-Total			100.6		%		80-120	17-DEC-21
Tungsten (W)-Total			98.6		%		80-120	17-DEC-21
Uranium (U)-Total			96.0		%		80-120	17-DEC-21
Vanadium (V)-Total			99.5		%		80-120	17-DEC-21
Zinc (Zn)-Total			96.8		%		80-120	17-DEC-21
Zirconium (Zr)-Total			100.6		%		80-120	17-DEC-21
WG3675702-5 MB								
Aluminum (Al)-Total			0.0012		mg/L		0.005	17-DEC-21
Antimony (Sb)-Total			<0.000005		mg/L		0.0006	17-DEC-21
Arsenic (As)-Total			0.00003		mg/L		0.001	17-DEC-21
Barium (Ba)-Total			<0.00001		mg/L		0.01	17-DEC-21
Beryllium (Be)-Total			0.0000088		mg/L		0.001	17-DEC-21
Bismuth (Bi)-Total			<0.00001		mg/L		0.001	17-DEC-21
Boron (B)-Total			0.0005		mg/L		0.05	17-DEC-21
Cadmium (Cd)-Total			<0.000001		mg/L		0.000017	17-DEC-21
Calcium (Ca)-Total			<0.002		mg/L		0.2	17-DEC-21

Quality Control Report

Client: New Gold Inc. Rainy River Project
24 Marr Rd
Barwick ON P0W 1A0
Contact: Garnet Cornell

Test	Matrix	Reference	Result	Qualifier	Units	RPD	Limit	Analyzed
MET-T-MISA-TB	**Effluent**							
Batch R5680999								
WG3675702-5 MB								
Cesium (Cs)-Total			<0.0000005		mg/L		0.00001	17-DEC-21
Chromium (Cr)-Total			<0.00002		mg/L		0.001	17-DEC-21
Cobalt (Co)-Total			<0.000005		mg/L		0.0005	17-DEC-21
Copper (Cu)-Total			<0.00002		mg/L		0.001	17-DEC-21
Iron (Fe)-Total			<0.0005		mg/L		0.02	17-DEC-21
Lead (Pb)-Total			<0.00001		mg/L		0.00005	17-DEC-21
Lithium (Li)-Total			<0.0002		mg/L		0.05	17-DEC-21
Magnesium (Mg)-Total			0.0028		mg/L		0.02	17-DEC-21
Manganese (Mn)-Total			<0.0002		mg/L		0.001	17-DEC-21
Molybdenum (Mo)-Total			0.000010		mg/L		0.001	17-DEC-21
Nickel (Ni)-Total			0.00008		mg/L		0.002	17-DEC-21
Phosphorus (P)-Total			<0.005		mg/L		0.05	17-DEC-21
Potassium (K)-Total			<0.01		mg/L		0.5	17-DEC-21
Rubidium (Rb)-Total			<0.000002		mg/L		0.0002	17-DEC-21
Selenium (Se)-Total			<0.000005		mg/L		0.00005	17-DEC-21
Silicon (Si)-Total			0.030		mg/L		0.1	17-DEC-21
Silver (Ag)-Total			<0.000001		mg/L		0.0001	17-DEC-21
Sodium (Na)-Total			<0.005		mg/L		0.1	17-DEC-21
Strontium (Sr)-Total			<0.000005		mg/L		0.001	17-DEC-21
Sulfur (S)-Total			<0.2		mg/L		0.5	17-DEC-21
Tellurium (Te)-Total			<0.00002		mg/L		0.001	17-DEC-21
Thallium (Tl)-Total			<0.000005		mg/L		0.0003	17-DEC-21
Thorium (Th)-Total			<0.00001		mg/L		0.0001	17-DEC-21
Tin (Sn)-Total			<0.00001		mg/L		0.001	17-DEC-21
Titanium (Ti)-Total			<0.00001		mg/L		0.002	17-DEC-21
Tungsten (W)-Total			<0.00001		mg/L		0.01	17-DEC-21
Uranium (U)-Total			<0.0000005		mg/L		0.005	17-DEC-21
Vanadium (V)-Total			0.00010		mg/L		0.001	17-DEC-21
Zinc (Zn)-Total			<0.0005		mg/L		0.003	17-DEC-21
Zirconium (Zr)-Total			<0.000002		mg/L		0.001	17-DEC-21
WG3675702-9 MB								
Aluminum (Al)-Total			0.0006		mg/L		0.005	17-DEC-21
Antimony (Sb)-Total			<0.000005		mg/L		0.0006	17-DEC-21
Arsenic (As)-Total			0.00003		mg/L		0.001	17-DEC-21

Quality Control Report

Client: New Gold Inc. Rainy River Project
24 Marr Rd
Barwick ON P0W 1A0
Contact: Garnet Cornell

Test	Matrix	Reference	Result	Qualifier	Units	RPD	Limit	Analyzed
MET-T-MISA-TB	**Effluent**							
Batch R5680999								
WG3675702-9 MB								
Barium (Ba)-Total			<0.00001		mg/L		0.01	17-DEC-21
Beryllium (Be)-Total			0.0000074		mg/L		0.001	17-DEC-21
Bismuth (Bi)-Total			<0.00001		mg/L		0.001	17-DEC-21
Boron (B)-Total			0.0005		mg/L		0.05	17-DEC-21
Cadmium (Cd)-Total			<0.000001		mg/L		0.000017	17-DEC-21
Calcium (Ca)-Total			<0.002		mg/L		0.2	17-DEC-21
Cesium (Cs)-Total			<0.0000005		mg/L		0.00001	17-DEC-21
Chromium (Cr)-Total			<0.00002		mg/L		0.001	17-DEC-21
Cobalt (Co)-Total			<0.000005		mg/L		0.0005	17-DEC-21
Copper (Cu)-Total			<0.00002		mg/L		0.001	17-DEC-21
Iron (Fe)-Total			<0.0005		mg/L		0.02	17-DEC-21
Lead (Pb)-Total			<0.00001		mg/L		0.00005	17-DEC-21
Lithium (Li)-Total			0.0006		mg/L		0.05	17-DEC-21
Magnesium (Mg)-Total			<0.0002		mg/L		0.02	17-DEC-21
Manganese (Mn)-Total			<0.0002		mg/L		0.001	17-DEC-21
Molybdenum (Mo)-Total			0.000010		mg/L		0.001	17-DEC-21
Nickel (Ni)-Total			0.00008		mg/L		0.002	17-DEC-21
Phosphorus (P)-Total			0.005		mg/L		0.05	17-DEC-21
Potassium (K)-Total			<0.01		mg/L		0.5	17-DEC-21
Rubidium (Rb)-Total			<0.000002		mg/L		0.0002	17-DEC-21
Selenium (Se)-Total			<0.000005		mg/L		0.00005	17-DEC-21
Silicon (Si)-Total			0.028		mg/L		0.1	17-DEC-21
Silver (Ag)-Total			<0.000001		mg/L		0.0001	17-DEC-21
Sodium (Na)-Total			<0.005		mg/L		0.1	17-DEC-21
Strontium (Sr)-Total			<0.000005		mg/L		0.001	17-DEC-21
Sulfur (S)-Total			<0.2		mg/L		0.5	17-DEC-21
Tellurium (Te)-Total			<0.00002		mg/L		0.001	17-DEC-21
Thallium (Tl)-Total			<0.000005		mg/L		0.0003	17-DEC-21
Thorium (Th)-Total			<0.00001		mg/L		0.0001	17-DEC-21
Tin (Sn)-Total			<0.00001		mg/L		0.001	17-DEC-21
Titanium (Ti)-Total			<0.00001		mg/L		0.002	17-DEC-21
Tungsten (W)-Total			<0.00001		mg/L		0.01	17-DEC-21
Uranium (U)-Total			<0.0000005		mg/L		0.005	17-DEC-21

Quality Control Report

Client: New Gold Inc. Rainy River Project
24 Marr Rd
Barwick ON P0W 1A0
Contact: Garnet Cornell

Test	Matrix	Reference	Result	Qualifier	Units	RPD	Limit	Analyzed
MET-T-MISA-TB	**Effluent**							
Batch R5680999								
WG3675702-9 MB								
Vanadium (V)-Total			0.00015		mg/L		0.001	17-DEC-21
Zinc (Zn)-Total			<0.0005		mg/L		0.003	17-DEC-21
Zirconium (Zr)-Total			<0.000002		mg/L		0.001	17-DEC-21
WG3675702-12 MS		**L2673100-13**						
Aluminum (Al)-Total			N/A	MS-B	%		-	17-DEC-21
Antimony (Sb)-Total			104.1		%		70-130	17-DEC-21
Arsenic (As)-Total			106.7		%		70-130	17-DEC-21
Barium (Ba)-Total			107.0		%		70-130	17-DEC-21
Beryllium (Be)-Total			95.2		%		70-130	17-DEC-21
Bismuth (Bi)-Total			101.4		%		70-130	17-DEC-21
Boron (B)-Total			97.9		%		70-130	17-DEC-21
Cadmium (Cd)-Total			106.7		%		70-130	17-DEC-21
Calcium (Ca)-Total			N/A	MS-B	%		-	17-DEC-21
Cesium (Cs)-Total			100.6		%		70-130	17-DEC-21
Chromium (Cr)-Total			108.2		%		70-130	17-DEC-21
Cobalt (Co)-Total			106.1		%		70-130	17-DEC-21
Copper (Cu)-Total			106.2		%		70-130	17-DEC-21
Iron (Fe)-Total			109.3		%		70-130	17-DEC-21
Lead (Pb)-Total			113.8		%		70-130	17-DEC-21
Lithium (Li)-Total			101.1		%		70-130	17-DEC-21
Magnesium (Mg)-Total			N/A	MS-B	%		-	17-DEC-21
Manganese (Mn)-Total			N/A	MS-B	%		-	17-DEC-21
Molybdenum (Mo)-Total			111.4		%		70-130	17-DEC-21
Nickel (Ni)-Total			106.0		%		70-130	17-DEC-21
Phosphorus (P)-Total			108.0		%		70-130	17-DEC-21
Potassium (K)-Total			103.7		%		70-130	17-DEC-21
Rubidium (Rb)-Total			103.3		%		70-130	17-DEC-21
Selenium (Se)-Total			110.0		%		70-130	17-DEC-21
Silicon (Si)-Total			106.4		%		70-130	17-DEC-21
Silver (Ag)-Total			101.5		%		70-130	17-DEC-21
Sodium (Na)-Total			N/A	MS-B	%		-	17-DEC-21
Strontium (Sr)-Total			N/A	MS-B	%		-	17-DEC-21
Sulfur (S)-Total			101.4		%		70-130	17-DEC-21
Tellurium (Te)-Total			105.0		%		70-130	17-DEC-21

Quality Control Report

Client: New Gold Inc. Rainy River Project
24 Marr Rd
Barwick ON P0W 1A0
Contact: Garnet Cornell

Test	Matrix	Reference	Result	Qualifier	Units	RPD	Limit	Analyzed
MET-T-MISA-TB	**Effluent**							
Batch R5680999								
WG3675702-12 MS		**L2673100-13**						
Thallium (Tl)-Total			102.3		%		70-130	17-DEC-21
Thorium (Th)-Total			106.2		%		70-130	17-DEC-21
Tin (Sn)-Total			102.6		%		70-130	17-DEC-21
Titanium (Ti)-Total			112.6		%		70-130	17-DEC-21
Tungsten (W)-Total			109.1		%		70-130	17-DEC-21
Uranium (U)-Total			104.5		%		70-130	17-DEC-21
Vanadium (V)-Total			106.5		%		70-130	17-DEC-21
Zinc (Zn)-Total			101.9		%		70-130	17-DEC-21
Zirconium (Zr)-Total			112.1		%		70-130	17-DEC-21
NH3-MISA-F-TB	**Effluent**							
Batch R5682065								
WG3676604-2 LCS								
Ammonia, Total (as N)			101.2		%		85-115	21-DEC-21
WG3676604-1 MB								
Ammonia, Total (as N)			0.002		mg/L		0.005	21-DEC-21
NO2-MISA-IC-TB	**Effluent**							
Batch R5680970								
WG3675829-3 DUP		**L2673100-6**						
Nitrite (as N)		0.002	0.003	RPD-NA	mg/L	N/A	20	17-DEC-21
WG3675825-2 LCS								
Nitrite (as N)			101.1		%		90-110	17-DEC-21
WG3675829-2 LCS								
Nitrite (as N)			106.9		%		90-110	17-DEC-21
WG3675825-1 MB								
Nitrite (as N)			<0.001		mg/L		0.01	17-DEC-21
WG3675829-1 MB								
Nitrite (as N)			<0.001		mg/L		0.01	17-DEC-21
WG3675829-4 MS		**L2673100-7**						
Nitrite (as N)			106.0		%		75-125	17-DEC-21
NO3-MISA-IC-TB	**Effluent**							
Batch R5680970								
WG3675829-3 DUP		**L2673100-6**						
Nitrate (as N)		0.044	0.044		mg/L	0.1	20	17-DEC-21
WG3675825-2 LCS								
Nitrate (as N)			102.3		%		90-110	17-DEC-21
WG3675829-2 LCS								

Quality Control Report

Client: New Gold Inc. Rainy River Project
24 Marr Rd
Barwick ON P0W 1A0
Contact: Garnet Cornell

Test	Matrix	Reference	Result	Qualifier	Units	RPD	Limit	Analyzed
NO3-MISA-IC-TB	**Effluent**							
Batch R5680970								
WG3675829-2 LCS								
Nitrate (as N)			106.2		%		90-110	17-DEC-21
WG3675825-1 MB								
Nitrate (as N)			<0.002		mg/L		0.02	17-DEC-21
WG3675829-1 MB								
Nitrate (as N)			<0.002		mg/L		0.02	17-DEC-21
WG3675829-4 MS		**L2673100-7**						
Nitrate (as N)			103.6		%		75-125	17-DEC-21
OGG-TOT-WT	**Effluent**							
Batch R5681311								
WG3677449-2 LCS								
Oil and Grease, Total			91.8		%		50-150	20-DEC-21
WG3677449-1 MB								
Oil and Grease, Total			1.0		mg/L		1	20-DEC-21
PH-MISA-TB	**Effluent**							
Batch R5680137								
WG3675807-3 DUP		**L2673100-4**						
pH		7.25	7.29	J	pH	0.04	0.2	16-DEC-21
WG3675803-2 LCS								
pH			6.94		pH		6.9-7.1	16-DEC-21
WG3675807-2 LCS								
pH			6.95		pH		6.9-7.1	16-DEC-21
SO4-MISA-IC-TB	**Effluent**							
Batch R5680970								
WG3675829-3 DUP		**L2673100-6**						
Sulfate (SO4)		7.50	7.55		mg/L	0.7	20	17-DEC-21
WG3675825-2 LCS								
Sulfate (SO4)			101.4		%		90-110	17-DEC-21
WG3675829-2 LCS								
Sulfate (SO4)			103.6		%		90-110	17-DEC-21
WG3675825-1 MB								
Sulfate (SO4)			<0.05		mg/L		0.3	17-DEC-21
WG3675829-1 MB								
Sulfate (SO4)			<0.05		mg/L		0.3	17-DEC-21
WG3675829-4 MS		**L2673100-7**						
Sulfate (SO4)			101.2		%		75-125	17-DEC-21
TDS-MISA-TB	**Effluent**							

Quality Control Report

Client: New Gold Inc. Rainy River Project
24 Marr Rd
Barwick ON P0W 1A0
Contact: Garnet Cornell

Test	Matrix	Reference	Result	Qualifier	Units	RPD	Limit	Analyzed
TDS-MISA-TB	**Effluent**							
Batch R5680245								
WG3675773-2 LCS								
Total Dissolved Solids			96.1		%		85-115	16-DEC-21
WG3675773-1 MB								
Total Dissolved Solids			2		mg/L		10	16-DEC-21
Batch R5680822								
WG3676672-3 DUP		**L2673100-8**						
Total Dissolved Solids		254	240		mg/L	5.3	20	17-DEC-21
WG3676672-2 LCS								
Total Dissolved Solids			90.6		%		85-115	17-DEC-21
WG3676672-1 MB								
Total Dissolved Solids			<2		mg/L		10	17-DEC-21
TSS-MISA-TB	**Effluent**							
Batch R5680244								
WG3675766-2 LCS								
Total Suspended Solids			92.8		%		85-115	16-DEC-21
WG3675766-1 MB								
Total Suspended Solids			1.0		mg/L		3	16-DEC-21
Batch R5681173								
WG3676617-3 DUP		**L2673100-8**						
Total Suspended Solids		2.0	<0.5	RPD-NA	mg/L	N/A	20	17-DEC-21
WG3676617-2 LCS								
Total Suspended Solids			88.3		%		85-115	17-DEC-21
WG3676617-1 MB								
Total Suspended Solids			<0.5		mg/L		3	17-DEC-21

Quality Control Report

Workorder: L2673100 Report Date: 02-FEB-22

Client: New Gold Inc. Rainy River Project
24 Marr Rd
Barwick ON P0W 1A0
Contact: Garnet Cornell

Legend:

Limit	ALS Control Limit (Data Quality Objectives)
DUP	Duplicate
RPD	Relative Percent Difference
N/A	Not Available
LCS	Laboratory Control Sample
SRM	Standard Reference Material
MS	Matrix Spike
MSD	Matrix Spike Duplicate
ADE	Average Desorption Efficiency
MB	Method Blank
IRM	Internal Reference Material
CRM	Certified Reference Material
CCV	Continuing Calibration Verification
CVS	Calibration Verification Standard
LCSD	Laboratory Control Sample Duplicate

Sample Parameter Qualifier Definitions:

Qualifier	Description
<DL	Recorded value = measured amount <LMDL (non-zero)
<T	A Measurable Trace Amount: Interpret With Caution
<W	No Measurable Response (Zero): < Reported Value
J	Duplicate results and limits are expressed in terms of absolute difference.
MS-B	Matrix Spike recovery could not be accurately calculated due to high analyte background in sample.
RPD-NA	Relative Percent Difference Not Available due to result(s) being less than detection limit.

Quality Control Report

Workorder: L2673100 Report Date: 02-FEB-22

Client: New Gold Inc. Rainy River Project
24 Marr Rd
Barwick ON P0W 1A0
Contact: Garnet Cornell

Hold Time Exceedances:

ALS Product Description	Sample ID	Sampling Date	Date Processed	Rec. HT	Actual HT	Units	Qualifier
Organic / Inorganic Carbon							
Dissolved Organic Carbon for MISA							
	1	14-DEC-21 12:00	30-DEC-21 00:00	10	16	days	EHT

Legend & Qualifier Definitions:

EHTR-FM:	Exceeded ALS recommended hold time prior to sample receipt. Field Measurement recommended.
EHTR:	Exceeded ALS recommended hold time prior to sample receipt.
EHTL:	Exceeded ALS recommended hold time prior to analysis. Sample was received less than 24 hours prior to expiry.
EHT:	Exceeded ALS recommended hold time prior to analysis.
Rec. HT:	ALS recommended hold time (see units).

Notes*:
Where actual sampling date is not provided to ALS, the date (& time) of receipt is used for calculation purposes.
Where actual sampling time is not provided to ALS, the earlier of 12 noon on the sampling date or the time (& date) of receipt is used for calculation purposes. Samples for L2673100 were received on 16-DEC-21 09:10.

ALS recommended hold times may vary by province. They are assigned to meet known provincial and/or federal government requirements. In the absence of regulatory hold times, ALS establishes recommendations based on guidelines published by the US EPA, APHA Standard Methods, or Environment Canada (where available). For more information, please contact ALS.

The ALS Quality Control Report is provided to ALS clients upon request. ALS includes comprehensive QC checks with every analysis to ensure our high standards of quality are met. Each QC result has a known or expected target value, which is compared against pre-determined data quality objectives to provide confidence in the accuracy of associated test results.

Please note that this report may contain QC results from anonymous Sample Duplicates and Matrix Spikes that do not originate from this Work Order.

Monday, January 31, 2022

Christine Paradis
ALS Environmental
1081 Barton St.
Thunder Bay, ON P7B 5N3

Re: ALS Workorder: 2201001
Project Name:
Project Number: L2673100

Dear Ms. Paradis:

Two water samples were received from ALS Environmental, on 12/31/2021. The samples were scheduled for the following analysis:

Radium-226

The results for these analyses are contained in the enclosed reports.

The data contained in the following report have been reviewed and approved by the personnel listed below. In addition, ALS certifies that the analyses reported herein are true, complete and correct within the limits of the methods employed. Should this laboratory report need to be reproduced, it should be reproduced in full unless written approval has been obtained from ALS Environmental.

Thank you for your confidence in ALS Environmental. Should you have any questions, please call.

Sincerely,

ALS Environmental
Katie M. OBrien
Project Manager

Accreditations: ALS Environmental – Fort Collins is accredited by the following accreditation bodies for various testing scopes in accordance with requirements of each accreditation body. All testing is performed under the laboratory management system, which is maintained to meet these requirement and regulations. Please contact the laboratory or accreditation body for the current scope testing parameters.

ALS Environmental – Fort Collins	
Accreditation Body	License or Certification Number
Arizona	AZ0828
California (CA)	2926
Colorado (CO)	CO01099
Florida (FL)	E87914
Idaho (ID)	CO01099
Kansas (KS)	E-10381
Kentucky (KY)	90137
Oklahoma	1301
PJLA (DoD ELAP/ISO 170250)	95377
PJLA (DOE-AP/ISO 17025)	95377
Maryland (MD)	285
Missouri (MO)	175
Nebraska(NE)	NE-OS-24-13
Nevada (NV)	CO010992018-1
New York (NY)	12036
North Dakota (ND)	R-057
Oklahoma (OK)	1301
Pennsylvania (PA)	68-03116
Tennessee (TN)	TN02976
Texas (TX)	T104704241
Utah (UT)	CO01099
Washington (WA)	C1280
Virginia	460305

40 CFR Part 136: All analyses for Clean Water Act samples are analyzed using the 40 CFR Part 136 specified method and include all the QC requirements.

2201001

Radium-226:

The samples were prepared and analyzed according to the current revision of SOP 783.

All acceptance criteria were met.

ALS -- Fort Collins

Sample Number(s) Cross-Reference Table

OrderNum: 2201001
Client Name: ALS Environmental
Client Project Name:
Client Project Number: L2673100
Client PO Number: L2673100

Client Sample Number	Lab Sample Number	COC Number	Matrix	Date Collected	Time Collected
L2673100-7	2201001-1		WATER	14-Dec-21	
L2673100-9	2201001-2		WATER	14-Dec-21	

ALS Environmental

Subcontract Request Form

Subcontract To:

2201001

ALS ENVIRONMENTAL - FORT COLLINS, COLORADO, USA
225 COMMERCE DRIVE
FORT COLLINS,CO 80524

AJS

NOTES: Please reference on final report and invoice: PO# *L2673100*
ALS requires QC data to be provided with your final results.

Please see enclosed 2 sample(s) in 2 Container(s)

	SAMPLE NUMBER / ANALYTICAL REQUIRED	DATE SAMPLED / DUE DATE	Priority Flag
1	**L2673100-7 SW20_SW_20211207**	**12/14/2021**	
	Ra226 by Alpha Scint, MDC=0.01 Bq/L (RA226-MMER-FC 1)	1/18/2022	
2	**L2673100-9 SW22A_SW_20211207**	**12/14/2021**	
	Ra226 by Alpha Scint, MDC=0.01 Bq/L (RA226-MMER-FC 1)	1/18/2022	

Subcontract Info Contact: Thunder Bay Login (807) 623-6463
Analysis and reporting info contact: Christine Paradis
1081 BARTON STREET
THUNDER BAY,ON P7B 5N3
Phone: (807) 623-6463 Email: christine.paradis@alsglobal.com

Please email confirmation of receipt to: christine.paradis@alsglobal.com

Shipped By: _____ Date Shipped: _____

Received By: Yuen Chan Date Received: 12-31-21 0908

Verified By: _____ Date Verified: _____

Temperature: 0.8

Sample Integrity Issues: _____

ALS Environmental - Fort Collins
CONDITION OF SAMPLE UPON RECEIPT FORM

Client: ALS CANADA THUNDER BAY Workorder No: 2201001

Project Manager: KMO Initials: KC Date: 01/03/2022

		N/A	YES	NO
1.	Are airbills / shipping documents present and/or removable?		X	
	Tracking number:			
2.	Are custody seals on shipping containers intact?	X		
3.	Are custody seals on sample containers intact?	X		
4.	Is there a COC (chain-of-custody) present?		X	
5.	Is the COC in agreement with samples received? (IDs, dates, times, # of samples, # of containers, matrix, requested analyses, etc.)		X	
6.	Are short-hold samples present?			X
7.	Are all samples within holding times for the requested analyses?		X	
8.	Were all sample containers received intact? (not broken or leaking)		X	
9.	Is there sufficient sample for the requested analyses?		X	
10.	Are samples in proper containers for requested analyses? (form 250, *Sample Handling Guidelines*)		X	
11.	Are all aqueous samples preserved correctly, if required? (excluding volatiles)		X	
12.	Are all samples requiring no headspace (VOC, GRO, RSK/MEE, radon) free of bubbles > 6 mm (1/4 inch) diameter? (i.e. size of green pea)	X		
13.	Were the samples shipped on ice?		X	
14.	Were cooler temperatures measured at 0.1-6.0°C? IR gun used*: #5	RAD ONLY	X	

Cooler #:	1						
Temperature (°C):	0.8						
# of custody seals on cooler:	0						
External µR/hr reading:	12						
Background µR/hr reading:	11						

Were external µR/hr readings ≤ two times background and within DOT acceptance criteria? YES

* Please provide details here for NO responses to boxes above - for 2 thru 5 & 7 thru 12, notify PM & continue w/ login.

Were unpreserved bottles pH checked? NA All client bottle ID's vs ALS lab ID's double-checked by:KC KC

If applicable, was the client contacted? YES / NO / NA Contact: _____ Date/Time: _____

Project Manager Signature / Date: _____ 1/03/22

Form 201r29.xls
(10/15/2019)

*IR Gun #3, VWR SN 170647571
*IR Gun #5, VWR SN 192272629

2201001

ORIGIN ID:YQTA (807) 623-6463
DEVIN ETHERIDGE
ALS ENVIRONMENTAL
1081 BARTON ST.
THUNDER BAY, ON P7B5N3
CANADA CA

SHIP DATE: 29DEC21
ACTWGT: 22.60 LB
CAD: 103492004/INET4400
DIMS: 15x13x15 IN

BILL SENDER

TO ALS ENVIRONMENTAL
ALS ENVIRONMENTAL
225 COMMERCE DR
FORT COLLINS CO 80524
(970) 490-1511
INV:
PO:
REF:
DEPT:

FedEx Express
J212321121602uv

0.8 (US) 56DJ3/E93 -/A

TRK# 0430 7756 2743 3389

11:30A
INTL PRIORITY

XA FTCA

80524
CO-US DEN

After printing this label:
CONSIGNEE COPY - PLEASE PLACE IN FRONT OF POUCH
1. Fold the printed page along the horizontal line.
2. Place label in shipping pouch and affix it to your shipment.
Warning: Use only the printed original label for shipping. Using a photocopy of this label for shipping purposes is fraudulent and could result in additional billing charges, along with the cancellation of your FedEx account number.

LEGAL TERMS AND CONDITIONS OF FEDEX SHIPPING DEFINITIONS. On this Air Waybill, "we", "our", "us", and "FedEx" refer to Federal Express Corporation, its subsidiaries and branches and their respective employees, agents, and independent contractors. The terms "you" and "your" refer to the shipper, its employees, principals and agents. If your shipment originates outside the United States, your contract of carriage is with the FedEx subsidiary, branch or independent contractor who originally accepts the shipment from you. The term "package" means any container or envelope that is accepted by us for delivery, including any such items tendered by you utilizing our automated systems, meters, manifests or waybills. The term "shipment" means all packages which are tendered to and accepted by us on a single Air Waybill. AIR CARRIAGE NOTICE. For any international shipments by air, the Warsaw Convention, as amended, may be applicable. The Warsaw Convention, as amended, will then govern and in most cases limit FedEx's liability for loss, delay of, or damage to your shipment. The Warsaw Convention, as amended, limits FedEx's liability. For example in the U.S. liability is limited to $9.07 per pound (20$ per kilogram), unless a higher value for carriage is declared as described below and you pay any applicable supplementary charges. The interpretation and operation of the Warsaw Convention's liability limits may vary in each country. There are no specific stopping places which are agreed to and FedEx reserves the right to route the shipment in any way FedEx deems appropriate. ROAD TRANSPORT NOTICE. Shipments transported solely by road to or from a country which is a party to the Warsaw Convention or the Contract for the International Carriage of Goods by Road (the "CMR") are subject to the terms and conditions of the CMR, notwithstanding any other provision of this Air Waybill to the contrary. For those shipments transported solely by road, if a conflict arises between the provisions of the CMR and this Air Waybill, the terms of the CMR shall prevail. LIMITATION OF LIABILITY. If not governed by the Warsaw Convention, the CMR, or other international treaties, laws, other government regulations, orders, or requirements, FedEx's maximum liability for damage, loss, delay, shortage, mis-delivery, nondelivery, misinformation or failure to provide information in connection with your shipment is limited by this Agreement and as set out in the terms and conditions of the contract of carriage. Please refer to the contract of carriage set forth in the applicable FedEx Service Guide or its equivalent to determine the contractual limitation. FedEx does not provide cargo liability or all-risk insurance, but you may pay an additional charge for each additional U.S. $100 (or equivalent local currency for the country of origin) of declared value for carriage. If a higher value for carriage is declared and the additional charge is paid, FedEx's maximum liability will be the lesser of the declared value for carriage or your actual damages. LIABILITIES NOT ASSUMED. IN ANY EVENT, FEDEX WON'T BE LIABLE FOR ANY DAMAGES, WHETHER DIRECT, INDIRECT, INCIDENTAL, SPECIAL OR CONSEQUENTIAL IN EXCESS OF THE DECLARED VALUE FOR CARRIAGE (INCLUDING BUT NOT LIMITED TO LOSS OF INCOME OR PROFITS) OR THE ACTUAL VALUE OF THE SHIPMENT, IF LOWER, WHETHER OR NOT FEDEX HAD ANY KNOWLEDGE THAT SUCH DAMAGES MIGHT BE INCURRED. FedEx won't be liable for your acts or omissions, including but not limited to incorrect declaration of cargo, improper or insufficient packaging, securing, marking or addressing of the shipment, or for the acts or omissions of the recipient or anyone else with an interest in the shipment or violations by any party of the terms of this agreement. FedEx won't be liable for damage, loss, delay, shortage, mis-delivery, non-delivery, misinformation or failure to provide information in connection with shipments of cash, currency or other prohibited items or in instances beyond our control, such as acts of God, perils of the air, weather conditions, mechanical delays, acts of public enemies, war, strike, civil commotion, or acts or omissions of public authorities(including customs and health officials) with actual or apparent authority. NO WARRANTY. We make no warranties, express or implied. CLAIMS FOR LOSS, DAMAGE OR DELAY. ALL CLAIMS MUST BE MADE IN WRITING AND WITHIN STRICT TIME LIMITS. SEE OUR TARIFF, APPLICABLE FEDEX SERVICE GUIDE, OR STANDARD CONDITIONS OF CARRIAGE FOR DETAILS. The Warsaw Convention provides specific written claims procedures for damage, delay or non-delivery of your shipment. Moreover, the interpretation and operation of the Warsaw Convention's claims provisions may vary in each country. Refer to the Convention to determine the claims period for your shipment. The right to damages against us shall be extinguished unless an action is brought within two years, as set forth in the Convention. FedEx is not obligated to act on any claim until all transportation charges have been paid. The claim amount may not be deducted from the transportation charges. If the recipient accepts the shipment without noting any damage on the delivery record, FedEx will assume the shipment was delivered in good condition. In order for us to consider a claim for damage, the contents, original shipping carton and packing must be made available to us for inspection. MANDATORY LAW. Insofar as any provision contained or referred to in this Air Waybill may be contrary to any applicable international treaties, laws, government regulations, orders or requirements such provisions shall remain in effect as a part of our agreement to the extent that it is not overridden. The invalidity or unenforceability of any provisions shall not affect any other part of this Air Waybill. Unless otherwise indicated, FEDERAL EXPRESS CORPORATION, 2005 Corporate Avenue, Memphis, TN 38132, USA, is the first carrier of this shipment. Email address located at www.fedex.com.

Client:	ALS Environmental	**Date:**	*31-Jan-22*
Project:	L2673100	**Work Order:**	2201001
Sample ID:	L2673100-7	**Lab ID:**	2201001-1
Legal Location:		**Matrix:**	WATER
Collection Date:	12/14/2021	**Percent Moisture:**	

Analyses	Result	Qual	Report Limit	Units	Dilution Factor	Date Analyzed
Radium-226 by Radon Emanation - Method 903.1		**SOP 783**		Prep Date: **1/17/2022**		PrepBy: **EJE**
Ra-226	0.0012 (+/- 0.0046)	U	0.0087	BQ/l	NA	1/28/2022 10:58
Carr: BARIUM	*71.5*		*40-110*	*%REC*	DL = NA	1/28/2022 10:58

Client:	ALS Environmental	**Date:**	*31-Jan-22*
Project:	L2673100	**Work Order:**	2201001
Sample ID:	L2673100-9	**Lab ID:**	2201001-2
Legal Location:		**Matrix:**	WATER
Collection Date:	12/14/2021	**Percent Moisture:**	

Analyses	Result	Qual	Report Limit	Units	Dilution Factor	Date Analyzed
Radium-226 by Radon Emanation - Method 903.1		**SOP 783**		Prep Date: **1/17/2022**		PrepBy: **EJE**
Ra-226	0.0032 (+/- 0.0037)	U	0.0056	BQ/l	NA	1/28/2022 10:58
Carr: BARIUM	*86.8*		*40-110*	*%REC*	DL = NA	1/28/2022 10:58

Client:	ALS Environmental	**Date:**	*31-Jan-22*
Project:	L2673100	**Work Order:**	2201001
Sample ID:	L2673100-9	**Lab ID:**	2201001-2
Legal Location:		**Matrix:**	WATER
Collection Date:	12/14/2021	**Percent Moisture:**	

Analyses	Result	Qual	Report Limit	Units	Dilution Factor	Date Analyzed

Explanation of Qualifiers

Radiochemistry:

- "Report Limit" is the MDC

U or ND - Result is less than the sample specific MDC.

Y1 - Chemical Yield is in control at 100-110%. Quantitative yield is assumed.

Y2 - Chemical Yield outside default limits.

W - DER is greater than Warning Limit of 1.42

* - Aliquot Basis is 'As Received' while the Report Basis is 'Dry Weight'.
# - Aliquot Basis is 'Dry Weight' while the Report Basis is 'As Received'.
G - Sample density differs by more than 15% of LCS density.
D - DER is greater than Control Limit

M - Requested MDC not met.

M3 - The requested MDC was not met, but the reported activity is greater than the reported MDC.

L - LCS Recovery below lower control limit.

H - LCS Recovery above upper control limit.

P - LCS, Matrix Spike Recovery within control limits.

N - Matrix Spike Recovery outside control limits

NC - Not Calculated for duplicate results less than 5 times MDC

B - Analyte concentration greater than MDC.

B3 - Analyte concentration greater than MDC but less than Requested MDC.

Inorganics:

B - Result is less than the requested reporting limit but greater than the instrument method detection limit (MDL).

U or ND - Indicates that the compound was analyzed for but not detected.

E - The reported value is estimated because of the presence of interference. An explanatory note may be included in the narrative.

M - Duplicate injection precision was not met.

N - Spiked sample recovery not within control limits. A post spike is analyzed for all ICP analyses when the matrix spike and or spike duplicate fail and the native sample concentration is less than four times the spike added concentration.

Z - Spiked recovery not within control limits. An explanatory note may be included in the narrative.

* - Duplicate analysis (relative percent difference) not within control limits.

S - SAR value is estimated as one or more analytes used in the calculation were not detected above the detection limit.

Organics:

U or ND - Indicates that the compound was analyzed for but not detected.

B - Analyte is detected in the associated method blank as well as in the sample. It indicates probable blank contamination and warns the data user.

E - Analyte concentration exceeds the upper level of the calibration range.

J - Estimated value. The result is less than the reporting limit but greater than the instrument method detection limit (MDL).

A - A tentatively identified compound is a suspected aldol-condensation product.

X - The analyte was diluted below an accurate quantitation level.

* - The spike recovery is equal to or outside the control criteria used.

+ - The relative percent difference (RPD) equals or exceeds the control criteria.

G - A pattern resembling gasoline was detected in this sample.

D - A pattern resembling diesel was detected in this sample.

M - A pattern resembling motor oil was detected in this sample.

C - A pattern resembling crude oil was detected in this sample.

4 - A pattern resembling JP-4 was detected in this sample.

5 - A pattern resembling JP-5 was detected in this sample.

H - Indicates that the fuel pattern was in the heavier end of the retention time window for the analyte of interest.

L - Indicates that the fuel pattern was in the lighter end of the retention time window for the analyte of interest.

Z - This flag indicates that a significant fraction of the reported result did not resemble the patterns of any of the following petroleum hydrocarbon products:
- gasoline
- JP-8
- diesel
- mineral spirits
- motor oil
- Stoddard solvent
- bunker C

QC BATCH REPORT

Batch ID: **RE220117-2-1** Instrument ID **Alpha Scin** Method: **Radium-226 by Radon Emanation**

LCS Sample ID: **RE220117-2** Units: **BQ/l** Analysis Date: **1/28/2022 12:01**

Client ID: Run ID: **RE220117-2B** Prep Date: **1/17/2022** DF: **NA**

Analyte	Result	ReportLimit	SPK Val	SPK Ref Value	%REC	Control Limit	Decision Level	DER Ref	DER	DER Limit	Qual
Ra-226	1.67 (+/- 0.418)	0.0132	1.717		97.5	67-120					P,M3
Carr: BARIUM	15000		16340		91.8	40-110					

MB Sample ID: **RE220117-2** Units: **BQ/l** Analysis Date: **1/28/2022 12:01**

Client ID: Run ID: **RE220117-2B** Prep Date: **1/17/2022** DF: **NA**

Analyte	Result	ReportLimit	SPK Val	SPK Ref Value	%REC	Control Limit	Decision Level	DER Ref	DER	DER Limit	Qual
Ra-226	0.0019 (+/- 0.0027)	0.0043									Y1,U
Carr: BARIUM	16700		16340		102	40-110					Y1

The following samples were analyzed in this batch: 2201001-1 2201001-2

L2673100-COFC

AJ

L2673100

1-2

CHAIN OF CUSTODY RECORD - ALS-445446812

Project Name: Rainy River
Location: Chapple
Project Number:
Project Manager:
PO Number:
Project:
Turn Around Time (days): 10 Business Days
Shipping Company:
Shipping Date: 12/14/2021 4:20:00 PM
COC Number: ALS-445446812

	Sample Code				Date and Time	Matrix	NG-SW-P-TB	RA226-MMER-BE								Number of Containers	Comments
	Containers						SW Kit	Ra-226 Bottle									
	Filtered						N	N									
	Preservatives																
1	FB_SW_20211207				12/14/2021 12:00	SW	X									11	
2	SW02_SW_20211207	9.52	4.86	0.1	12/14/2021 10:55	SW	X									11	
3	SW06_SW_20211207				12/14/2021 12:00	SW	X									11	
4	SW10_SW_20211207	22.13	4.97	0.52	12/14/2021 09:20	SW	X									11	
5	SW15_SW_20211207	3.26	7.34	0.53	12/14/2021 10:10	SW	X									11	
6	SW17_SW_20211207	8.49	8.01	-0.36	12/14/2021 09:45	SW	X									11	

Signature	Data/Time
Shipped by	12/14/2021 4:20:00 PM
Received by AJ 9:10 AM	12/15/2021 11.3°C

Shipping Details
Method of Shipment: Courier
On Ice: yes / no
Shipped: Air/Ground
Lab Name: ALS Thunder Bay
Lab Phone:

ATTN

Special Instructions:

Email Invoice to:
rainyriver.accounts1@newgold.com
Email Report to:
rainyriver.labresults@newgold.com



L2673100-COFC

AS

2-2

L2673100

CHAIN OF CUSTODY RECORD - ALS-445446812

Project Name: Rainy River
Location: Chapple
Project Number:
Project Manager:
PO Number:
Project:
Turn Around Time (days): 10 Business Days
Shipping Company:
Shipping Date: 12/14/2021 4:20:00 PM
COC Number: ALS-445446812

	Sample Code				Date and Time	Matrix	NG-SW-P-TB	RA226-MMER-BE								Number of Containers	Comments
						Containers	SW Kit	Ra-226 Bottle									
						Filtered	N	N									
						Preservatives											
7	SW20_SW_20211207	12.64	5.05	0.17	12/14/2021 10:20	SW	X	X								12	
8	SW21A_SW_20211207	4.86	5.41	0.16	12/14/2021 14:45	SW	X									11	
9	SW22A_SW_20211207	9.38	5.06	0.71	12/14/2021 13:20	SW	X	X								12	
10	SW25_SW_20211207	13.5	5.67	0.16	12/14/2021 11:20	SW	X									11	
11	SW26_SW_20211207	13.52	5.8	0.79	12/14/2021 13:55	SW	X									11	
12	SW27_SW_20211207	12.66	5.51	0.02	12/14/2021 14:20	SW	X									11	
13	SW28A_SW_20211207	22.61	5.87	0.29	12/14/2021 10:00	SW	X									11	

	Signature	Data/Time
Shipped by		12/14/2021 4:20:00 PM
Received by	AJ 9:10 AM 11:30C	12/16/21

Shipping Details

Method of Shipment: Courier
On Ice: yes / no
Shipped: Air/Ground
Lab Name: ALS Thunder Bay
Lab Phone:

ATTN

Special Instructions:

Email Invoice to:
rainyriver.accounts1@newgold.com
Email Report to:
rainyriver.labresults@newgold.com